

COVID-19: vaccine summary

Vaccination data through Mar 24, 2021 as of Mar 25, 2021 at 12:05 AM

Data in this report are provisional and subject to change.

Data in this summary pertain to COVID-19 vaccines approved by the U.S. Food and Drug Administration and have been issued an Emergency Use Authorization (Janssen COVID-19 Vaccine, Moderna COVID-19 Vaccine and Pfizer-BioNTech COVID-19 Vaccine). These data summarize the number of people who have received either their first dose or have completed the series for a COVID-19 vaccine. **A person can only be counted in one category, first dose or series complete.** For persons receiving Moderna or Pfizer vaccines, once they receive their second dose, they are moved from the first dose column to the series completed column. **Because of this, the total first dose category may show a change from report to report not matching the total receiving their first dose from the previous day.** Persons receiving Johnson & Johnson vaccines will always be counted in the series completed column.

COVID-19 doses for vaccinated persons in Florida

Doses 8,071,096

People receiving one dose of a 1-dose series (Johnson & Johnson) or receiving only one dose of a 2-dose series (Moderna, Pfizer) count once. Persons receiving both doses of a 2-dose series count twice.

Current status of persons vaccinated for COVID-19 in Florida

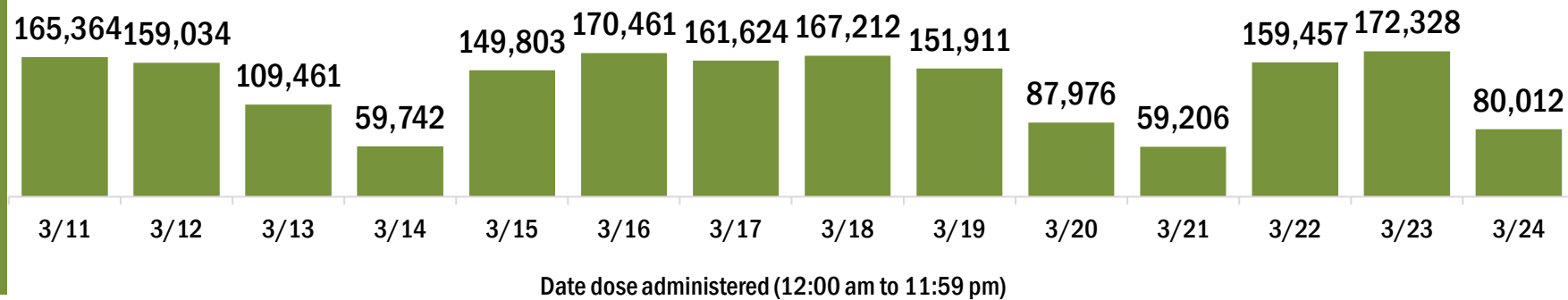
Total people vaccinated	5,346,471
First dose	2,427,208
Series completed	2,919,263
Completed 1-dose series	194,638
Completed 2-dose series	2,724,625

First dose: current number of people who have only received their first dose of the Moderna or Pfizer vaccine.

Series complete: current number of people who have received both Moderna or Pfizer vaccine doses or one Johnson & Johnson dose and are considered fully immunized.

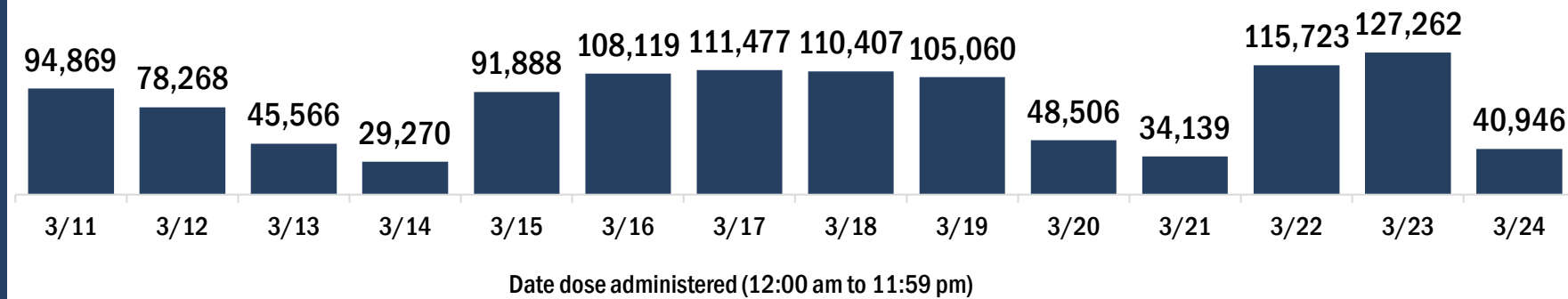
Demographic summary	First dose	Series complete	Total people vaccinated
Age group	2,427,208	2,919,263	5,346,471
16-24 years	64,911	34,571	99,482
25-34 years	131,780	110,155	241,935
35-44 years	183,261	143,619	326,880
45-54 years	285,803	190,518	476,321
55-64 years	647,213	301,789	949,002
65-74 years	615,459	1,202,414	1,817,873
75-84 years	369,460	697,706	1,067,166
85+ years	129,321	238,491	367,812
Race	2,427,208	2,919,263	5,346,471
American Indian/Alaskan	9,204	10,482	19,686
Black	155,357	182,146	337,503
Other	214,895	323,026	537,921
Unknown	443,991	387,046	831,037
White	1,603,761	2,016,563	3,620,324
Other race includes Asian, native Hawaiian/Pacific Islander, or other.			
Ethnicity	2,427,208	2,919,263	5,346,471
Hispanic	310,023	346,517	656,540
Non-Hispanic	1,163,323	1,589,416	2,752,739
Unknown	953,862	983,330	1,937,192
Gender	2,427,208	2,919,263	5,346,471
Female	1,384,662	1,683,721	3,068,383
Male	1,030,070	1,232,408	2,262,478
Unknown	12,476	3,134	15,610

COVID-19 doses administered for the past 2 weeks

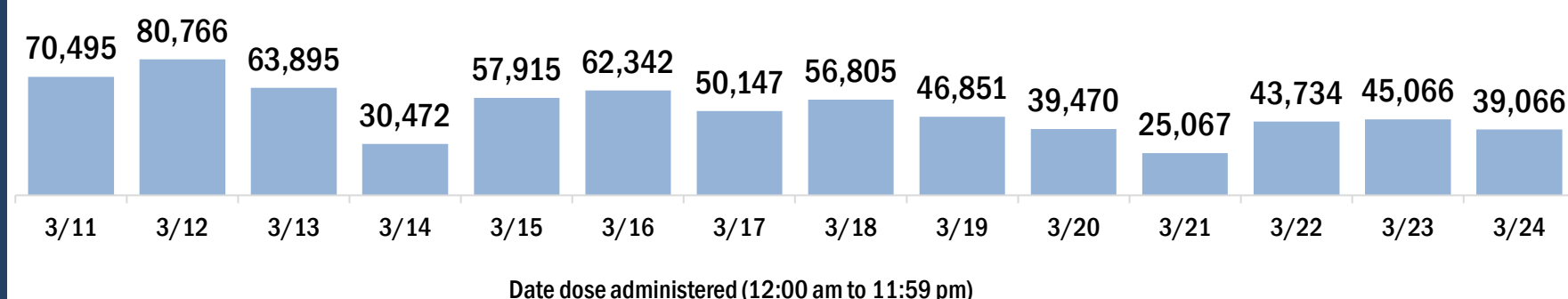


Persons vaccinated for COVID-19 for the past 2 weeks

Number of persons who received their first dose of a two-dose series of the COVID-19 vaccine



Number of persons who completed the COVID-19 vaccine series



COVID-19: vaccine summary

Vaccination data through Mar 24, 2021 as of Mar 25, 2021 at 12:05 AM

Data in this report are provisional and subject to change.

This table summarizes the number of people who have received either their first dose or have completed the series for a COVID-19 vaccine. A person can only be counted in one category, first dose or series complete. Persons receiving Johnson & Johnson vaccines will always be counted in the series completed column (see previous page for additional information).

County of residence	Yesterday (Mar 24)			Cumulative		
	First dose	Series complete	Total people vaccinated	First dose	Series complete	Total people vaccinated
Alachua	194	125	319	24,593	47,275	71,868
Baker	59	4	63	1,225	2,501	3,726
Bay	263	420	683	14,172	21,645	35,817
Bradford	28	34	62	1,060	2,705	3,765
Brevard	1,115	341	1,456	65,184	78,485	143,669
Broward	1,953	2,862	4,815	211,954	254,477	466,431
Calhoun	8	21	29	464	1,763	2,227
Charlotte	218	217	435	37,544	34,669	72,213
Citrus	198	580	778	19,509	23,545	43,054
Clay	478	407	885	14,358	26,878	41,236
Collier	284	287	571	49,873	72,472	122,345
Columbia	209	30	239	2,858	7,415	10,273
Dade	4,896	8,709	13,605	331,186	342,855	674,041
Desoto	30	7	37	3,369	3,153	6,522
Dixie	13	5	18	775	1,383	2,158
Duval	2,704	1,711	4,415	87,510	121,267	208,777
Escambia	370	737	1,107	29,177	37,103	66,280
Flagler	501	49	550	14,695	21,210	35,905
Franklin	23	0	23	1,043	1,992	3,035
Gadsden	159	83	242	3,822	6,866	10,688
Gilchrist	6	14	20	729	1,610	2,339
Glades	28	6	34	662	1,237	1,899
Gulf	22	5	27	912	2,385	3,297
Hamilton	13	122	135	615	1,480	2,095
Hardee	159	5	164	1,684	1,724	3,408
Hendry	327	119	446	3,295	2,821	6,116
Hernando	693	106	799	20,009	25,996	46,005
Highlands	163	162	325	20,217	10,236	30,453
Hillsborough	2,551	2,915	5,466	159,945	142,411	302,356
Holmes	2	20	22	817	2,011	2,828
Indian River	687	109	796	20,909	34,687	55,596
Jackson	78	79	157	2,959	6,211	9,170
Jefferson	152	72	224	1,099	2,406	3,505
Lafayette	0	1	1	383	1,115	1,498
Lake	632	360	992	47,920	62,303	110,223
Lee	1,012	1,802	2,814	93,767	107,154	200,921
Leon	422	226	648	26,661	42,788	69,449
Levy	24	26	50	2,812	4,270	7,082
Liberty	26	33	59	297	947	1,244
Madison	14	5	19	1,207	2,508	3,715
Manatee	323	190	513	65,196	48,606	113,802
Marion	564	567	1,131	38,252	50,672	88,924
Martin	168	97	265	17,742	32,260	50,002
Monroe	66	150	216	9,637	11,114	20,751
Nassau	169	114	283	6,945	17,494	24,439
Okaloosa	132	720	852	12,275	26,489	38,764
Okeechobee	58	10	68	3,292	4,019	7,311
Orange	3,186	3,870	7,056	139,299	131,823	271,122
Osceola	1,051	611	1,662	34,025	32,400	66,425
Out-Of-State	741	428	1,169	71,310	57,355	128,665
Palm Beach	2,380	2,914	5,294	143,851	256,487	400,338
Pasco	1,153	615	1,768	60,931	61,098	122,029
Pinellas	3,377	3,179	6,556	121,954	146,051	268,005
Polk	1,064	828	1,892	79,474	64,855	144,329
Putnam	119	121	240	5,652	7,010	12,662
Santa Rosa	774	189	963	16,582	22,051	38,633
Sarasota	1,680	300	1,980	86,828	77,696	164,524
Seminole	918	392	1,310	40,670	56,410	97,080
St. Johns	742	125	867	28,218	57,572	85,790
St. Lucie	482	204	686	27,840	45,506	73,346
Sumter	373	55	428	27,376	38,726	66,102
Suwannee	82	82	164	1,955	4,909	6,864
Taylor	35	139	174	1,407	2,488	3,895
Union	15	2	17	490	1,226	1,716
Unknown	37	29	66	3,282	1,705	4,987
Volusia	354	189	543	52,718	80,426	133,144
Wakulla	28	35	63	2,105	4,582	6,687
Walton	151	82	233	5,520	9,886	15,406
Washington	10	13	23	1,112	2,388	3,500
Total	40,946	39,066	80,012	2,427,208	2,919,263	5,346,471