

COVID-19: Florida vaccine summary

Vaccination data through Jun 2, 2021 as of Jun 3, 2021 at 12:05 AM

Data in this report are provisional and subject to change. Data are based on county of residence.

Data in this summary pertain to COVID-19 vaccines approved by the U.S. Food and Drug Administration and have been issued an Emergency Use Authorization (Janssen COVID-19 Vaccine, Moderna COVID-19 Vaccine and Pfizer-BioNTech COVID-19 Vaccine). These data summarize the number of people who have received either their first dose or have completed the series for a COVID-19 vaccine. **A person can only be counted in one category, first dose or series complete.** For persons receiving Moderna or Pfizer vaccines, once they receive their second dose, they are moved from the first dose column to the series completed column. **Because of this, the total first dose category may show a change from report to report not matching the total receiving their first dose from the previous day.** Persons receiving Johnson & Johnson vaccines will always be counted in the series completed column.

COVID-19 doses for vaccinated persons in Florida

Doses administered 17,967,048

People receiving one dose of a 1-dose series (Johnson & Johnson) or receiving only one dose of a 2-dose series (Moderna, Pfizer) count once. Persons receiving both doses of a 2-dose series count twice.

Current status of persons vaccinated for COVID-19 in Florida

Total people vaccinated 10,397,299

First dose 2,004,239

Series completed 8,393,060

Completed 1-dose series 823,311

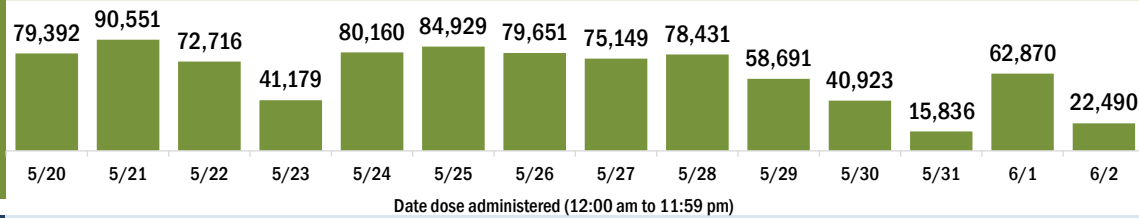
Completed 2-dose series 7,569,749

First dose: current number of people who have only received their first dose of the Moderna or Pfizer vaccine.

Series complete: current number of people who have received both Moderna or Pfizer vaccine doses or one Johnson & Johnson dose and are considered fully immunized.

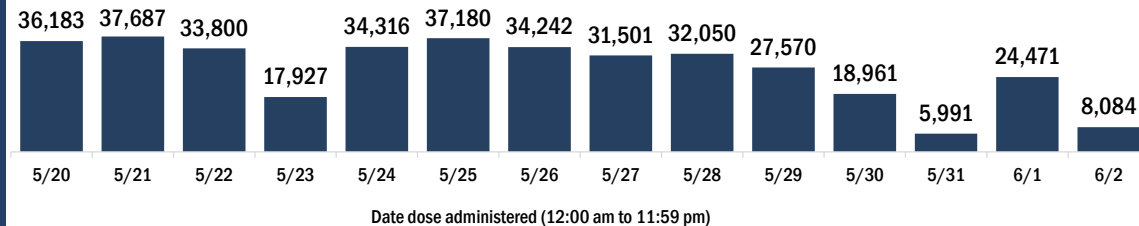
Demographic summary	First dose	Series complete	Total people vaccinated
Age group	2,004,239	8,393,060	10,397,299
12-14 years	91,161	410	91,571
15-24 years	255,486	519,348	774,834
25-34 years	245,243	738,278	983,521
35-44 years	268,949	945,725	1,214,674
45-54 years	287,529	1,211,204	1,498,733
55-64 years	315,642	1,673,943	1,989,585
65-74 years	296,075	1,887,402	2,183,477
75-84 years	171,754	1,064,532	1,236,286
85+ years	72,400	352,218	424,618
Race	2,004,239	8,393,060	10,397,299
White	1,212,293	5,614,265	6,826,558
Black	174,861	579,002	753,863
American Indian/Alaskan	11,200	30,262	41,462
Other	266,307	925,520	1,191,827
Unknown	339,578	1,244,011	1,583,589
Other race includes Asian, native Hawaiian/Pacific Islander, or other.			
Ethnicity	2,004,239	8,393,060	10,397,299
Hispanic	496,664	1,397,586	1,894,250
Non-Hispanic	820,510	4,283,636	5,104,146
Unknown	687,065	2,711,838	3,398,903
Gender	2,004,239	8,393,060	10,397,299
Female	1,056,886	4,586,173	5,643,059
Male	936,991	3,794,071	4,731,062
Unknown	10,362	12,816	23,178

COVID-19 doses administered for the past 2 weeks

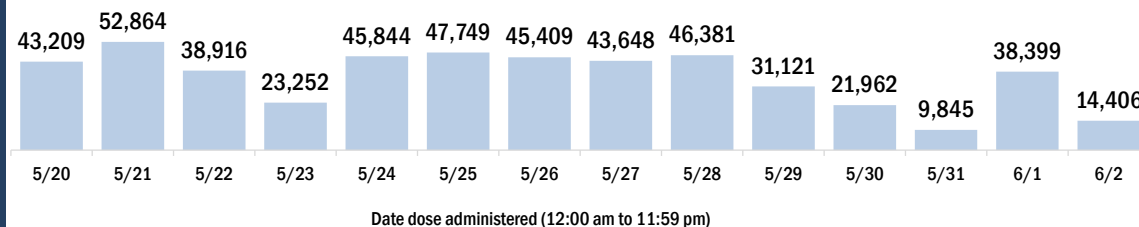


Persons vaccinated for COVID-19 for the past 2 weeks

Number of persons who received their first dose of the COVID-19 vaccine



Number of persons who received their second dose and completed the COVID-19 vaccine series



COVID-19: Alachua County vaccine summary

Vaccination data through Jun 2, 2021 as of Jun 3, 2021 at 12:05 AM

Data in this report are provisional and subject to change.

Data in this summary pertain to COVID-19 vaccines approved by the U.S. Food and Drug Administration and have been issued an Emergency Use Authorization (Janssen COVID-19 Vaccine, Moderna COVID-19 Vaccine and Pfizer-BioNTech COVID-19 Vaccine). These data summarize the number of people who have received either their first dose or have completed the series for a COVID-19 vaccine. **A person can only be counted in one category, first dose or series complete.** For persons receiving Moderna or Pfizer vaccines, once they receive their second dose, they are moved from the first dose column to the series completed column. **Because of this, the total first dose category may show a change from report to report not matching the total receiving their first dose from the previous day.** Persons receiving Johnson & Johnson vaccines will always be counted in the series completed column.

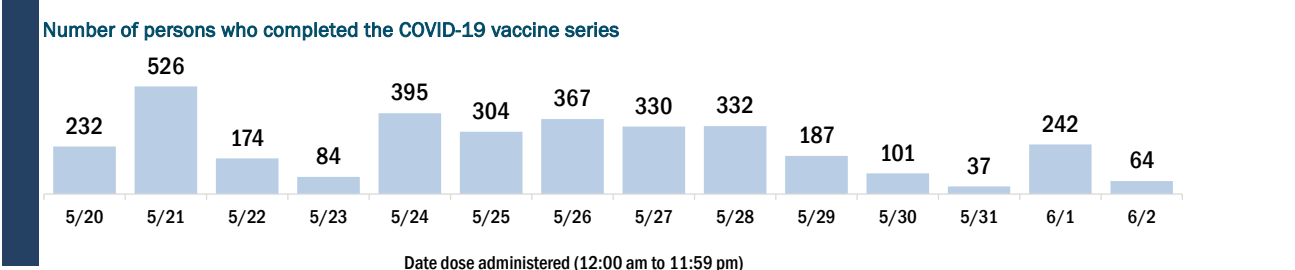
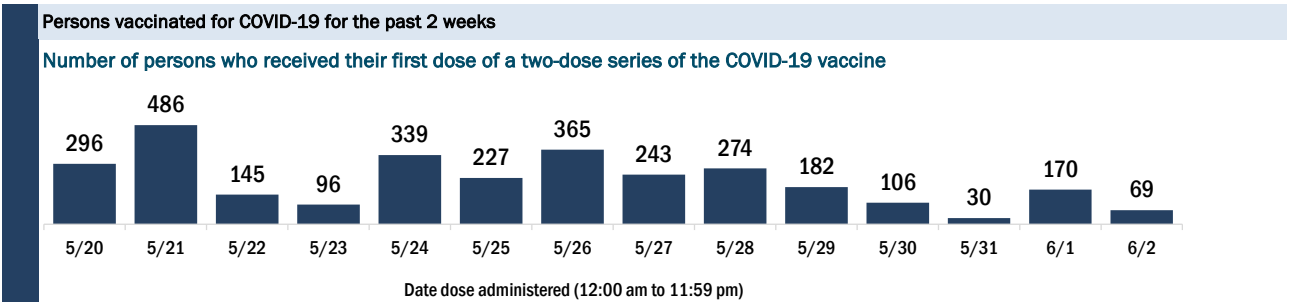
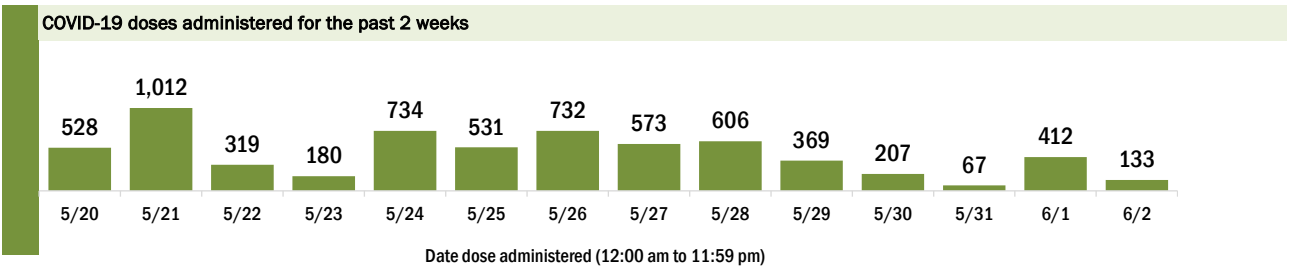
COVID-19 doses for vaccinated persons in Florida	
Doses administered	238,477

People receiving one dose of a 1-dose series (Johnson & Johnson) or receiving only one dose of a 2-dose series (Moderna, Pfizer) count once. Persons receiving both doses of a 2-dose series count twice.

Current status of persons vaccinated for COVID-19 in Florida	
Total people vaccinated	130,790
First dose	17,745
Series completed	113,045
Completed 1-dose series	5,358
Completed 2-dose series	107,687

First dose: current number of people who have only received their first dose of the Moderna or Pfizer vaccine.
Series complete: current number of people who have received both Moderna or Pfizer vaccine doses or one Johnson & Johnson dose and are considered fully immunized.

Demographic summary	First dose	Series complete	Total people vaccinated
Age group	17,745	113,045	130,790
12-14 years	1,793	2	1,795
15-24 years	4,440	19,251	23,691
25-34 years	3,019	18,688	21,707
35-44 years	2,330	14,265	16,595
45-54 years	1,923	13,305	15,228
55-64 years	2,075	16,753	18,828
65-74 years	1,266	18,387	19,653
75-84 years	601	9,061	9,662
85+ years	298	3,333	3,631
Race	17,745	113,045	130,790
White	10,268	77,333	87,601
Black	2,781	11,655	14,436
American Indian/Alaskan	83	379	462
Other	2,957	18,035	20,992
Unknown	1,656	5,643	7,299
Other race includes Asian, native Hawaiian/Pacific Islander, or other.			
Ethnicity	17,745	113,045	130,790
Hispanic	2,330	10,849	13,179
Non-Hispanic	10,057	76,860	86,917
Unknown	5,358	25,336	30,694
Gender	17,745	113,045	130,790
Female	9,313	63,404	72,717
Male	8,361	49,592	57,953
Unknown	71	49	120



COVID-19: Baker County vaccine summary

Vaccination data through Jun 2, 2021 as of Jun 3, 2021 at 12:05 AM

Data in this report are provisional and subject to change.

Data in this summary pertain to COVID-19 vaccines approved by the U.S. Food and Drug Administration and have been issued an Emergency Use Authorization (Janssen COVID-19 Vaccine, Moderna COVID-19 Vaccine and Pfizer-BioNTech COVID-19 Vaccine). These data summarize the number of people who have received either their first dose or have completed the series for a COVID-19 vaccine. **A person can only be counted in one category, first dose or series complete.** For persons receiving Moderna or Pfizer vaccines, once they receive their second dose, they are moved from the first dose column to the series completed column. **Because of this, the total first dose category may show a change from report to report not matching the total receiving their first dose from the previous day.** Persons receiving Johnson & Johnson vaccines will always be counted in the series completed column.

COVID-19 doses for vaccinated persons in Florida

Doses administered 11,212

People receiving one dose of a 1-dose series (Johnson & Johnson) or receiving only one dose of a 2-dose series (Moderna, Pfizer) count once. Persons receiving both doses of a 2-dose series count twice.

Current status of persons vaccinated for COVID-19 in Florida

Total people vaccinated 6,498

First dose 1,527

Series completed 4,971

Completed 1-dose series 257

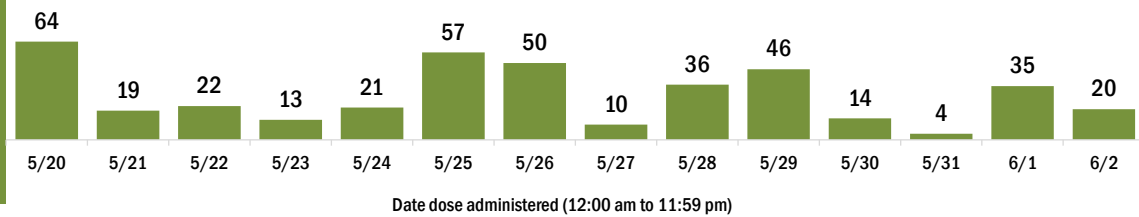
Completed 2-dose series 4,714

First dose: current number of people who have only received their first dose of the Moderna or Pfizer vaccine.

Series complete: current number of people who have received both Moderna or Pfizer vaccine doses or one Johnson & Johnson dose and are considered fully immunized.

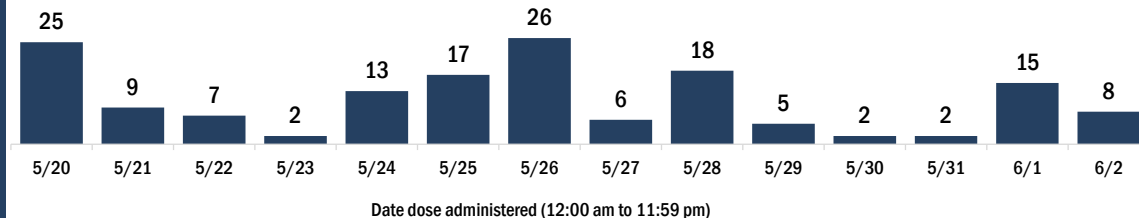
Demographic summary	First dose	Series complete	Total people vaccinated
Age group	1,527	4,971	6,498
12-14 years	11	1	12
15-24 years	102	175	277
25-34 years	227	289	516
35-44 years	307	442	749
45-54 years	318	676	994
55-64 years	335	1,107	1,442
65-74 years	141	1,373	1,514
75-84 years	57	710	767
85+ years	29	198	227
Race	1,527	4,971	6,498
White	925	3,939	4,864
Black	448	505	953
American Indian/Alaskan	3	23	26
Other	105	267	372
Unknown	46	237	283
Other race includes Asian, native Hawaiian/Pacific Islander, or other.			
Ethnicity	1,527	4,971	6,498
Hispanic	36	124	160
Non-Hispanic	723	3,700	4,423
Unknown	768	1,147	1,915
Gender	1,527	4,971	6,498
Female	470	2,677	3,147
Male	1,057	2,284	3,341
Unknown	0	10	10

COVID-19 doses administered for the past 2 weeks

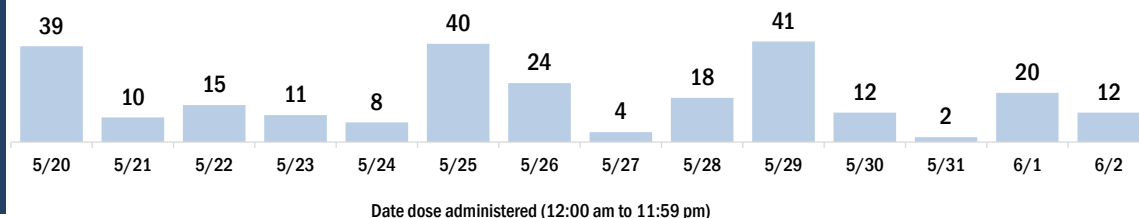


Persons vaccinated for COVID-19 for the past 2 weeks

Number of persons who received their first dose of a two-dose series of the COVID-19 vaccine



Number of persons who completed the COVID-19 vaccine series



COVID-19: Bay County vaccine summary

Vaccination data through Jun 2, 2021 as of Jun 3, 2021 at 12:05 AM

Data in this report are provisional and subject to change.

Data in this summary pertain to COVID-19 vaccines approved by the U.S. Food and Drug Administration and have been issued an Emergency Use Authorization (Janssen COVID-19 Vaccine, Moderna COVID-19 Vaccine and Pfizer-BioNTech COVID-19 Vaccine). These data summarize the number of people who have received either their first dose or have completed the series for a COVID-19 vaccine. **A person can only be counted in one category, first dose or series complete.** For persons receiving Moderna or Pfizer vaccines, once they receive their second dose, they are moved from the first dose column to the series completed column. **Because of this, the total first dose category may show a change from report to report not matching the total receiving their first dose from the previous day.** Persons receiving Johnson & Johnson vaccines will always be counted in the series completed column.

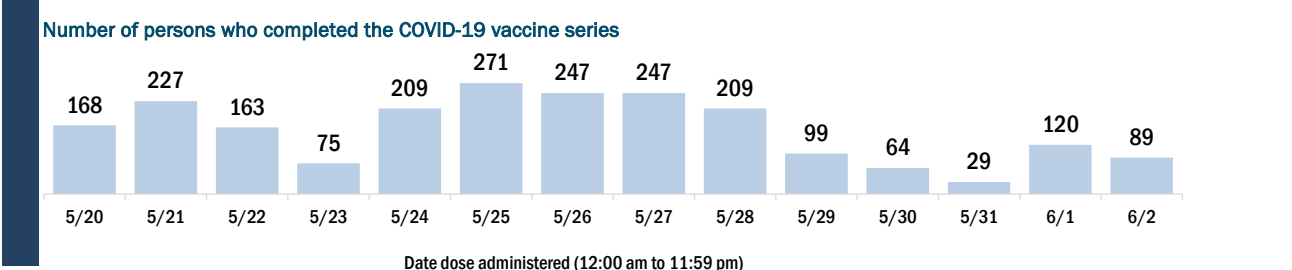
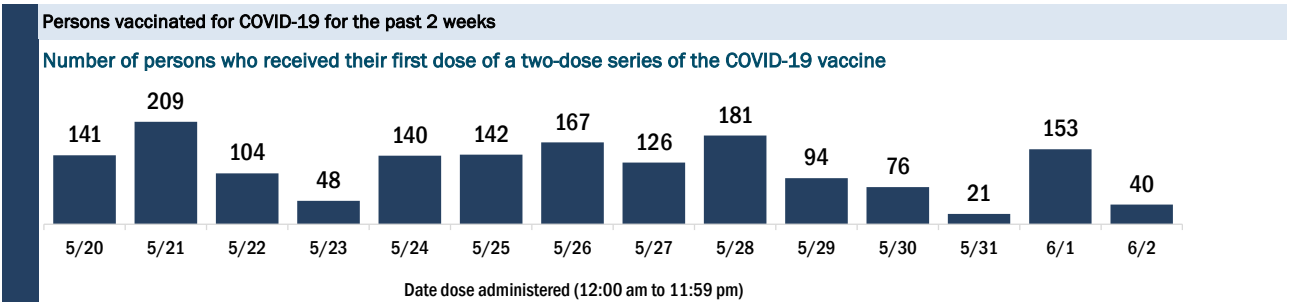
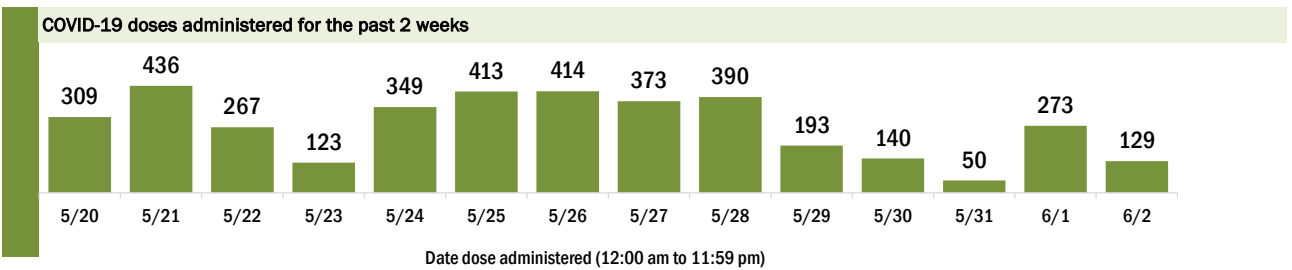
COVID-19 doses for vaccinated persons in Florida	
Doses administered	99,612

People receiving one dose of a 1-dose series (Johnson & Johnson) or receiving only one dose of a 2-dose series (Moderna, Pfizer) count once. Persons receiving both doses of a 2-dose series count twice.

Current status of persons vaccinated for COVID-19 in Florida	
Total people vaccinated	57,814
First dose	9,499
Series completed	48,315
Completed 1-dose series	6,517
Completed 2-dose series	41,798

First dose: current number of people who have only received their first dose of the Moderna or Pfizer vaccine.
Series complete: current number of people who have received both Moderna or Pfizer vaccine doses or one Johnson & Johnson dose and are considered fully immunized.

Demographic summary	First dose	Series complete	Total people vaccinated
Age group	9,499	48,315	57,814
12-14 years	205	0	205
15-24 years	1,138	2,095	3,233
25-34 years	1,137	3,231	4,368
35-44 years	1,291	4,703	5,994
45-54 years	1,497	6,382	7,879
55-64 years	2,010	10,976	12,986
65-74 years	1,329	12,724	14,053
75-84 years	644	6,266	6,910
85+ years	248	1,938	2,186
Race	9,499	48,315	57,814
White	5,881	33,496	39,377
Black	823	3,182	4,005
American Indian/Alaskan	49	233	282
Other	1,298	4,130	5,428
Unknown	1,448	7,274	8,722
Other race includes Asian, native Hawaiian/Pacific Islander, or other.			
Ethnicity	9,499	48,315	57,814
Hispanic	834	2,390	3,224
Non-Hispanic	5,528	29,401	34,929
Unknown	3,137	16,524	19,661
Gender	9,499	48,315	57,814
Female	5,225	26,423	31,648
Male	4,272	21,883	26,155
Unknown	2	9	11



COVID-19: Bradford County vaccine summary

Vaccination data through Jun 2, 2021 as of Jun 3, 2021 at 12:05 AM

Data in this report are provisional and subject to change.

Data in this summary pertain to COVID-19 vaccines approved by the U.S. Food and Drug Administration and have been issued an Emergency Use Authorization (Janssen COVID-19 Vaccine, Moderna COVID-19 Vaccine and Pfizer-BioNTech COVID-19 Vaccine). These data summarize the number of people who have received either their first dose or have completed the series for a COVID-19 vaccine. **A person can only be counted in one category, first dose or series complete.** For persons receiving Moderna or Pfizer vaccines, once they receive their second dose, they are moved from the first dose column to the series completed column. **Because of this, the total first dose category may show a change from report to report not matching the total receiving their first dose from the previous day.** Persons receiving Johnson & Johnson vaccines will always be counted in the series completed column.

COVID-19 doses for vaccinated persons in Florida

Doses administered 15,603

People receiving one dose of a 1-dose series (Johnson & Johnson) or receiving only one dose of a 2-dose series (Moderna, Pfizer) count once. Persons receiving both doses of a 2-dose series count twice.

Current status of persons vaccinated for COVID-19 in Florida

Total people vaccinated 9,557

First dose 3,084

Series completed 6,473

Completed 1-dose series 427

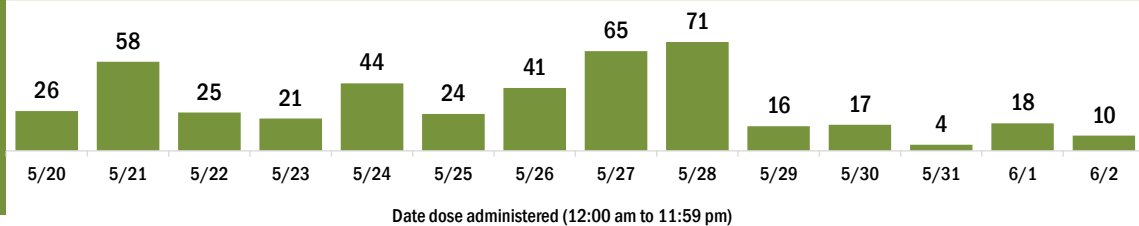
Completed 2-dose series 6,046

First dose: current number of people who have only received their first dose of the Moderna or Pfizer vaccine.

Series complete: current number of people who have received both Moderna or Pfizer vaccine doses or one Johnson & Johnson dose and are considered fully immunized.

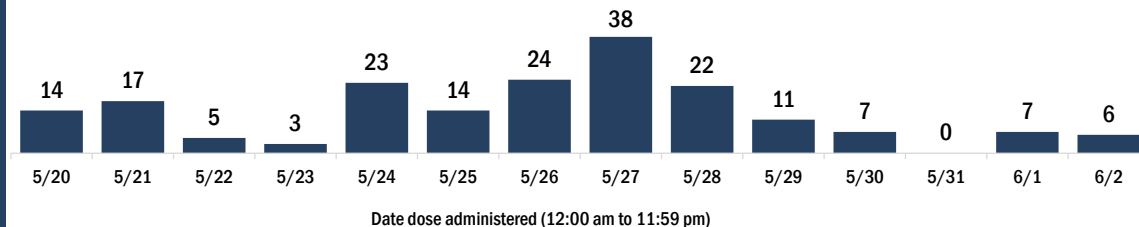
Demographic summary	First dose	Series complete	Total people vaccinated
Age group	3,084	6,473	9,557
12-14 years	17	0	17
15-24 years	164	180	344
25-34 years	353	382	735
35-44 years	481	601	1,082
45-54 years	444	829	1,273
55-64 years	863	1,444	2,307
65-74 years	569	1,743	2,312
75-84 years	155	989	1,144
85+ years	38	305	343
Race	3,084	6,473	9,557
White	1,878	4,737	6,615
Black	985	1,052	2,037
American Indian/Alaskan	5	33	38
Other	140	463	603
Unknown	76	188	264
Other race includes Asian, native Hawaiian/Pacific Islander, or other.			
Ethnicity	3,084	6,473	9,557
Hispanic	117	167	284
Non-Hispanic	2,101	5,563	7,664
Unknown	866	743	1,609
Gender	3,084	6,473	9,557
Female	468	3,217	3,685
Male	2,615	3,256	5,871
Unknown	1	0	1

COVID-19 doses administered for the past 2 weeks

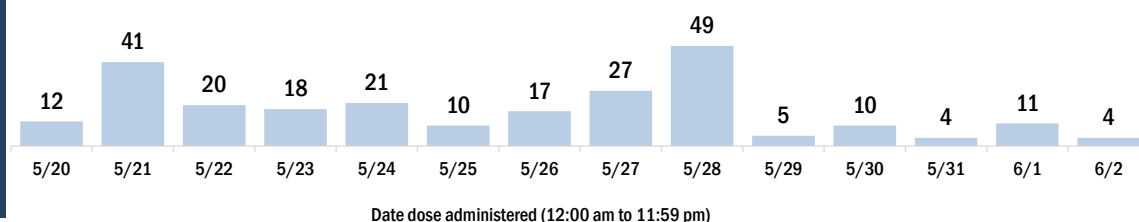


Persons vaccinated for COVID-19 for the past 2 weeks

Number of persons who received their first dose of a two-dose series of the COVID-19 vaccine



Number of persons who completed the COVID-19 vaccine series



COVID-19: Brevard County vaccine summary

Vaccination data through Jun 2, 2021 as of Jun 3, 2021 at 12:05 AM

Data in this report are provisional and subject to change.

Data in this summary pertain to COVID-19 vaccines approved by the U.S. Food and Drug Administration and have been issued an Emergency Use Authorization (Janssen COVID-19 Vaccine, Moderna COVID-19 Vaccine and Pfizer-BioNTech COVID-19 Vaccine). These data summarize the number of people who have received either their first dose or have completed the series for a COVID-19 vaccine. **A person can only be counted in one category, first dose or series complete.** For persons receiving Moderna or Pfizer vaccines, once they receive their second dose, they are moved from the first dose column to the series completed column. **Because of this, the total first dose category may show a change from report to report not matching the total receiving their first dose from the previous day.** Persons receiving Johnson & Johnson vaccines will always be counted in the series completed column.

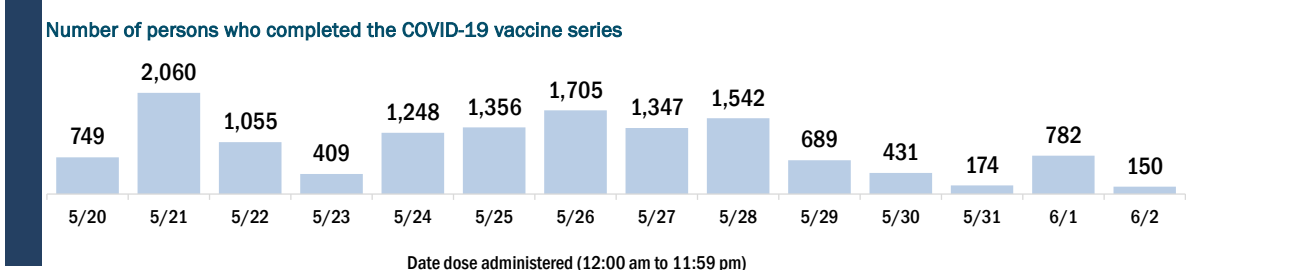
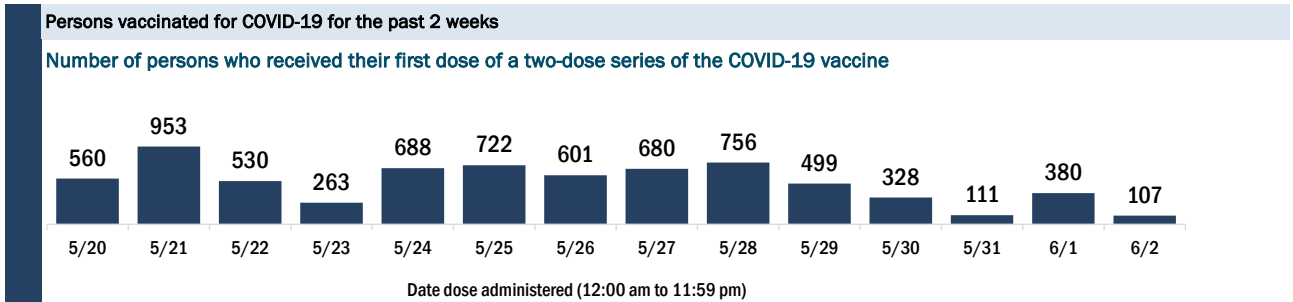
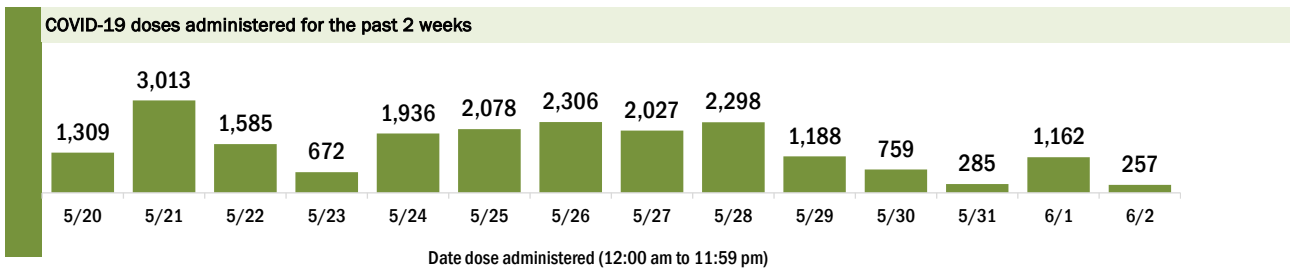
COVID-19 doses for vaccinated persons in Florida	
Doses administered	487,655

People receiving one dose of a 1-dose series (Johnson & Johnson) or receiving only one dose of a 2-dose series (Moderna, Pfizer) count once. Persons receiving both doses of a 2-dose series count twice.

Current status of persons vaccinated for COVID-19 in Florida	
Total people vaccinated	277,611
First dose	43,084
Series completed	234,527
Completed 1-dose series	24,483
Completed 2-dose series	210,044

First dose: current number of people who have only received their first dose of the Moderna or Pfizer vaccine.
Series complete: current number of people who have received both Moderna or Pfizer vaccine doses or one Johnson & Johnson dose and are considered fully immunized.

Demographic summary	First dose	Series complete	Total people vaccinated
Age group	43,084	234,527	277,611
12-14 years	2,063	2	2,065
15-24 years	5,418	12,010	17,428
25-34 years	4,828	16,947	21,775
35-44 years	5,259	20,939	26,198
45-54 years	5,865	28,636	34,501
55-64 years	8,016	53,077	61,093
65-74 years	6,199	58,271	64,470
75-84 years	3,707	32,743	36,450
85+ years	1,729	11,902	13,631
Race	43,084	234,527	277,611
White	27,345	157,348	184,693
Black	3,565	12,757	16,322
American Indian/Alaskan	261	1,032	1,293
Other	4,985	22,674	27,659
Unknown	6,928	40,716	47,644
Other race includes Asian, native Hawaiian/Pacific Islander, or other.			
Ethnicity	43,084	234,527	277,611
Hispanic	4,085	14,331	18,416
Non-Hispanic	23,228	134,532	157,760
Unknown	15,771	85,664	101,435
Gender	43,084	234,527	277,611
Female	22,847	129,676	152,523
Male	20,121	104,610	124,731
Unknown	116	241	357



COVID-19: Broward County vaccine summary

Vaccination data through Jun 2, 2021 as of Jun 3, 2021 at 12:05 AM

Data in this report are provisional and subject to change.

Data in this summary pertain to COVID-19 vaccines approved by the U.S. Food and Drug Administration and have been issued an Emergency Use Authorization (Janssen COVID-19 Vaccine, Moderna COVID-19 Vaccine and Pfizer-BioNTech COVID-19 Vaccine). These data summarize the number of people who have received either their first dose or have completed the series for a COVID-19 vaccine. **A person can only be counted in one category, first dose or series complete.** For persons receiving Moderna or Pfizer vaccines, once they receive their second dose, they are moved from the first dose column to the series completed column. **Because of this, the total first dose category may show a change from report to report not matching the total receiving their first dose from the previous day.** Persons receiving Johnson & Johnson vaccines will always be counted in the series completed column.

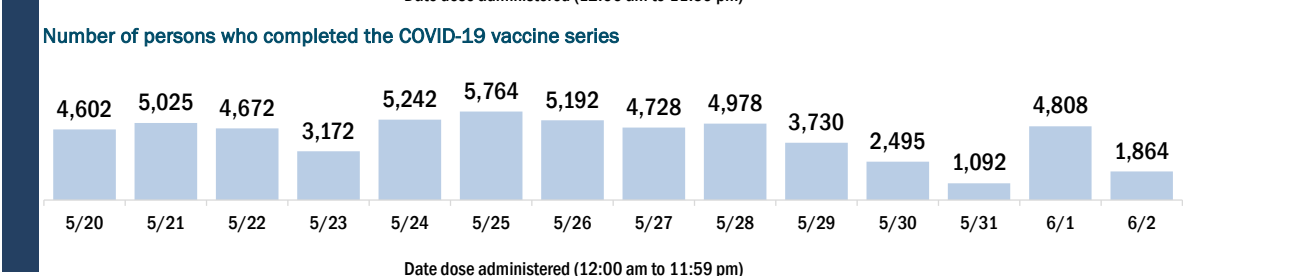
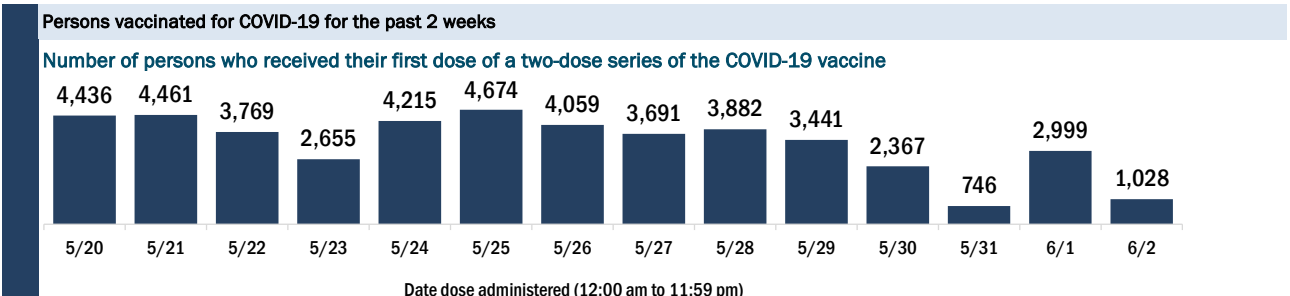
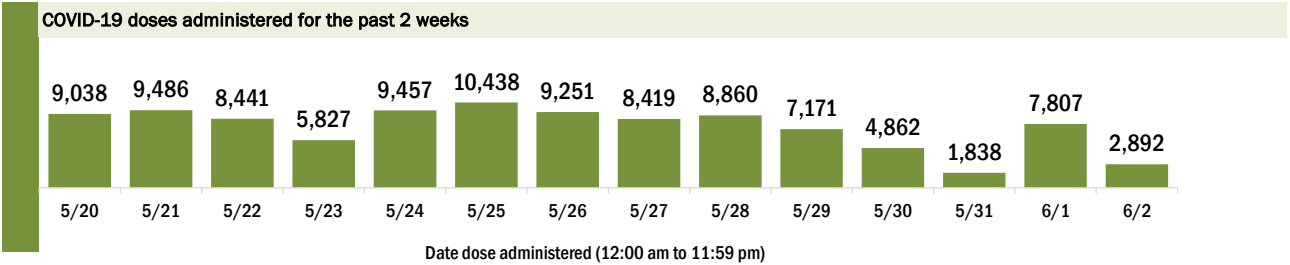
COVID-19 doses for vaccinated persons in Florida	
Doses administered	1,717,293

People receiving one dose of a 1-dose series (Johnson & Johnson) or receiving only one dose of a 2-dose series (Moderna, Pfizer) count once. Persons receiving both doses of a 2-dose series count twice.

Current status of persons vaccinated for COVID-19 in Florida	
Total people vaccinated	1,006,762
First dose	219,369
Series completed	787,393
Completed 1-dose series	76,862
Completed 2-dose series	710,531

First dose: current number of people who have only received their first dose of the Moderna or Pfizer vaccine.
Series complete: current number of people who have received both Moderna or Pfizer vaccine doses or one Johnson & Johnson dose and are considered fully immunized.

Demographic summary	First dose	Series complete	Total people vaccinated
Age group	219,369	787,393	1,006,762
12-14 years	11,445	60	11,505
15-24 years	29,849	55,495	85,344
25-34 years	26,655	75,831	102,486
35-44 years	32,728	106,707	139,435
45-54 years	35,549	138,964	174,513
55-64 years	34,583	168,818	203,401
65-74 years	27,404	143,645	171,049
75-84 years	14,321	71,806	86,127
85+ years	6,835	26,067	32,902
Race	219,369	787,393	1,006,762
White	120,419	473,081	593,500
Black	32,167	97,432	129,599
American Indian/Alaskan	1,284	3,267	4,551
Other	27,870	95,659	123,529
Unknown	37,629	117,954	155,583
Other race includes Asian, native Hawaiian/Pacific Islander, or other.			
Ethnicity	219,369	787,393	1,006,762
Hispanic	70,922	193,111	264,033
Non-Hispanic	80,416	362,131	442,547
Unknown	68,031	232,151	300,182
Gender	219,369	787,393	1,006,762
Female	115,872	420,846	536,718
Male	102,935	365,074	468,009
Unknown	562	1,473	2,035



COVID-19: Calhoun County vaccine summary

Vaccination data through Jun 2, 2021 as of Jun 3, 2021 at 12:05 AM

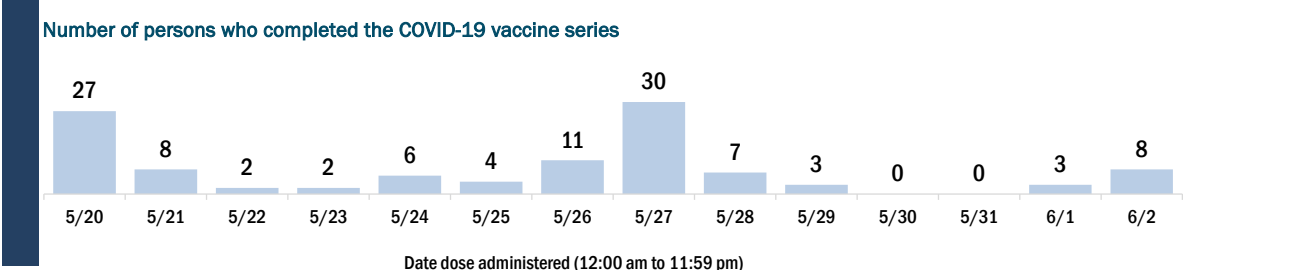
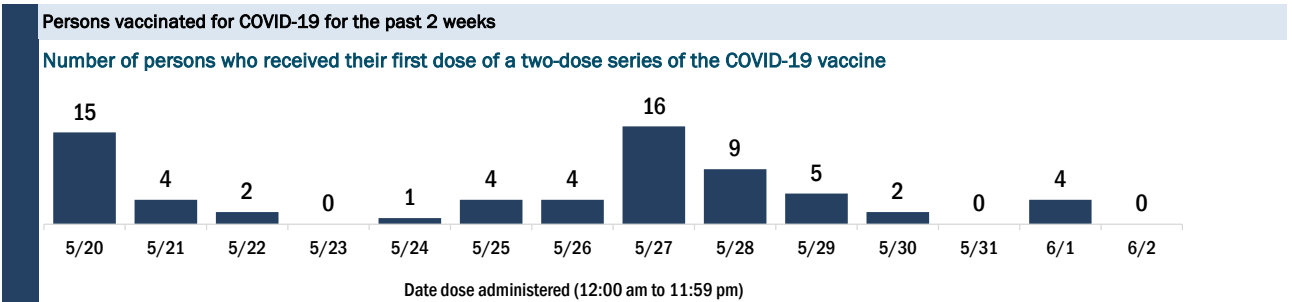
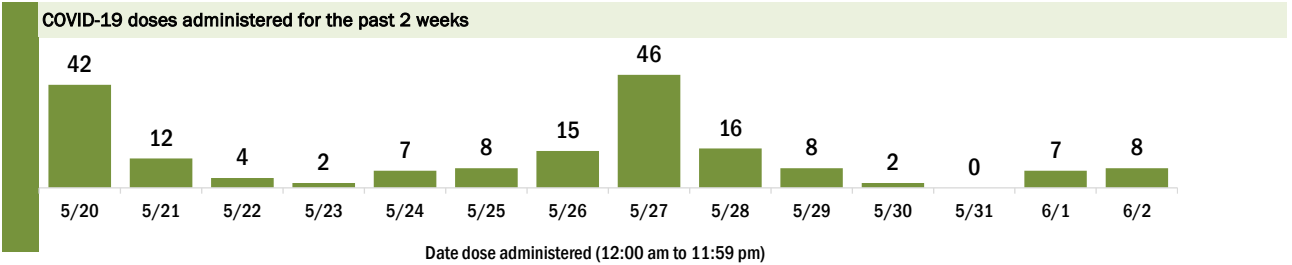
Data in this report are provisional and subject to change.

Data in this summary pertain to COVID-19 vaccines approved by the U.S. Food and Drug Administration and have been issued an Emergency Use Authorization (Janssen COVID-19 Vaccine, Moderna COVID-19 Vaccine and Pfizer-BioNTech COVID-19 Vaccine). These data summarize the number of people who have received either their first dose or have completed the series for a COVID-19 vaccine. **A person can only be counted in one category, first dose or series complete.** For persons receiving Moderna or Pfizer vaccines, once they receive their second dose, they are moved from the first dose column to the series completed column. **Because of this, the total first dose category may show a change from report to report not matching the total receiving their first dose from the previous day.** Persons receiving Johnson & Johnson vaccines will always be counted in the series completed column.

COVID-19 doses for vaccinated persons in Florida	
Doses administered	6,455
People receiving one dose of a 1-dose series (Johnson & Johnson) or receiving only one dose of a 2-dose series (Moderna, Pfizer) count once. Persons receiving both doses of a 2-dose series count twice.	

Current status of persons vaccinated for COVID-19 in Florida	
Total people vaccinated	3,595
First dose	475
Series completed	3,120
Completed 1-dose series	260
Completed 2-dose series	2,860
First dose: current number of people who have only received their first dose of the Moderna or Pfizer vaccine.	
Series complete: current number of people who have received both Moderna or Pfizer vaccine doses or one Johnson & Johnson dose and are considered fully immunized.	

Demographic summary	First dose	Series complete	Total people vaccinated
Age group	475	3,120	3,595
12-14 years	7	0	7
15-24 years	47	77	124
25-34 years	35	161	196
35-44 years	66	272	338
45-54 years	82	397	479
55-64 years	97	640	737
65-74 years	75	889	964
75-84 years	49	496	545
85+ years	17	188	205
Race	475	3,120	3,595
White	314	2,146	2,460
Black	72	349	421
American Indian/Alaskan	3	18	21
Other	41	372	413
Unknown	45	235	280
Other race includes Asian, native Hawaiian/Pacific Islander, or other.			
Ethnicity	475	3,120	3,595
Hispanic	11	59	70
Non-Hispanic	208	1,542	1,750
Unknown	256	1,519	1,775
Gender	475	3,120	3,595
Female	214	1,521	1,735
Male	261	1,598	1,859
Unknown	0	1	1



COVID-19: Charlotte County vaccine summary

Vaccination data through Jun 2, 2021 as of Jun 3, 2021 at 12:05 AM

Data in this report are provisional and subject to change.

Data in this summary pertain to COVID-19 vaccines approved by the U.S. Food and Drug Administration and have been issued an Emergency Use Authorization (Janssen COVID-19 Vaccine, Moderna COVID-19 Vaccine and Pfizer-BioNTech COVID-19 Vaccine). These data summarize the number of people who have received either their first dose or have completed the series for a COVID-19 vaccine. **A person can only be counted in one category, first dose or series complete.** For persons receiving Moderna or Pfizer vaccines, once they receive their second dose, they are moved from the first dose column to the series completed column. **Because of this, the total first dose category may show a change from report to report not matching the total receiving their first dose from the previous day.** Persons receiving Johnson & Johnson vaccines will always be counted in the series completed column.

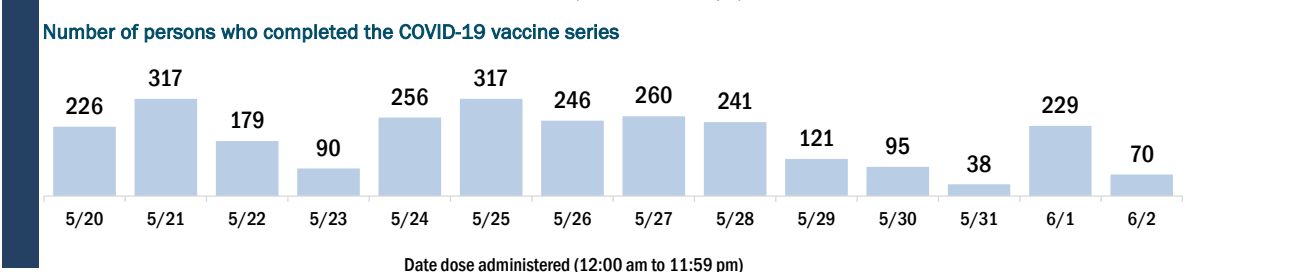
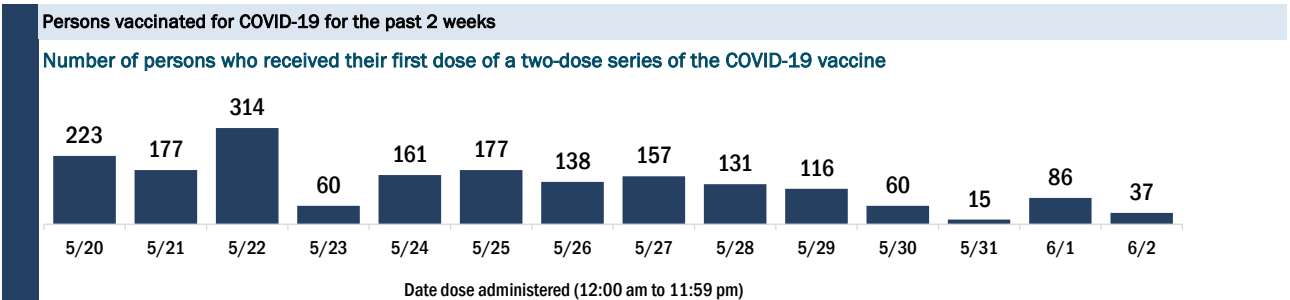
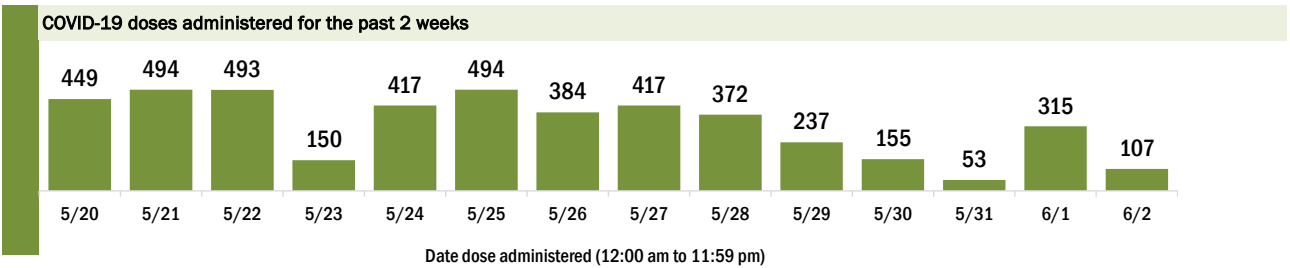
COVID-19 doses for vaccinated persons in Florida	
Doses administered	190,218

People receiving one dose of a 1-dose series (Johnson & Johnson) or receiving only one dose of a 2-dose series (Moderna, Pfizer) count once. Persons receiving both doses of a 2-dose series count twice.

Current status of persons vaccinated for COVID-19 in Florida	
Total people vaccinated	109,944
First dose	22,794
Series completed	87,150
Completed 1-dose series	6,876
Completed 2-dose series	80,274

First dose: current number of people who have only received their first dose of the Moderna or Pfizer vaccine.
Series complete: current number of people who have received both Moderna or Pfizer vaccine doses or one Johnson & Johnson dose and are considered fully immunized.

Demographic summary	First dose	Series complete	Total people vaccinated
Age group	22,794	87,150	109,944
12-14 years	364	0	364
15-24 years	1,149	1,769	2,918
25-34 years	1,035	2,400	3,435
35-44 years	1,302	3,344	4,646
45-54 years	2,140	6,521	8,661
55-64 years	4,818	17,203	22,021
65-74 years	6,440	31,684	38,124
75-84 years	4,134	18,694	22,828
85+ years	1,412	5,535	6,947
Race	22,794	87,150	109,944
White	16,995	65,805	82,800
Black	771	1,968	2,739
American Indian/Alaskan	147	353	500
Other	1,778	5,911	7,689
Unknown	3,103	13,113	16,216
Other race includes Asian, native Hawaiian/Pacific Islander, or other.			
Ethnicity	22,794	87,150	109,944
Hispanic	1,105	2,801	3,906
Non-Hispanic	13,290	52,682	65,972
Unknown	8,399	31,667	40,066
Gender	22,794	87,150	109,944
Female	11,969	47,856	59,825
Male	10,790	39,265	50,055
Unknown	35	29	64



COVID-19: Citrus County vaccine summary

Vaccination data through Jun 2, 2021 as of Jun 3, 2021 at 12:05 AM

Data in this report are provisional and subject to change.

Data in this summary pertain to COVID-19 vaccines approved by the U.S. Food and Drug Administration and have been issued an Emergency Use Authorization (Janssen COVID-19 Vaccine, Moderna COVID-19 Vaccine and Pfizer-BioNTech COVID-19 Vaccine). These data summarize the number of people who have received either their first dose or have completed the series for a COVID-19 vaccine. **A person can only be counted in one category, first dose or series complete.** For persons receiving Moderna or Pfizer vaccines, once they receive their second dose, they are moved from the first dose column to the series completed column. **Because of this, the total first dose category may show a change from report to report not matching the total receiving their first dose from the previous day.** Persons receiving Johnson & Johnson vaccines will always be counted in the series completed column.

COVID-19 doses for vaccinated persons in Florida

Doses administered 119,905

People receiving one dose of a 1-dose series (Johnson & Johnson) or receiving only one dose of a 2-dose series (Moderna, Pfizer) count once. Persons receiving both doses of a 2-dose series count twice.

Current status of persons vaccinated for COVID-19 in Florida

Total people vaccinated 66,050

First dose 9,349

Series completed 56,701

Completed 1-dose series 2,846

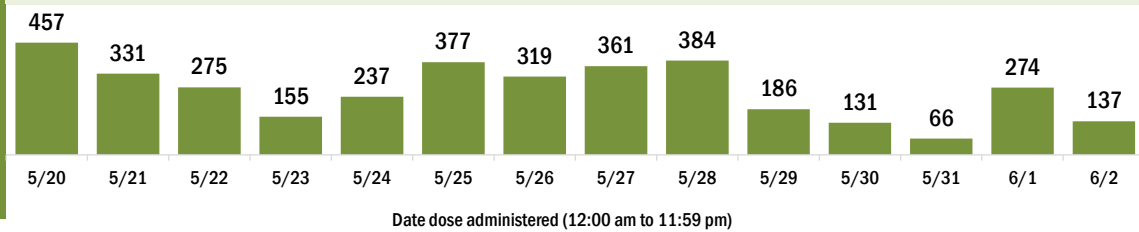
Completed 2-dose series 53,855

First dose: current number of people who have only received their first dose of the Moderna or Pfizer vaccine.

Series complete: current number of people who have received both Moderna or Pfizer vaccine doses or one Johnson & Johnson dose and are considered fully immunized.

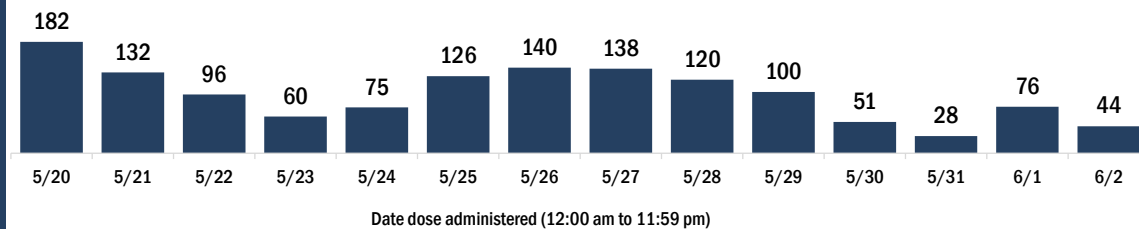
Demographic summary	First dose	Series complete	Total people vaccinated
Age group	9,349	56,701	66,050
12-14 years	170	0	170
15-24 years	695	1,239	1,934
25-34 years	588	1,631	2,219
35-44 years	651	2,248	2,899
45-54 years	1,120	4,183	5,303
55-64 years	1,800	10,546	12,346
65-74 years	2,338	19,847	22,185
75-84 years	1,485	13,148	14,633
85+ years	502	3,859	4,361
Race	9,349	56,701	66,050
White	6,957	42,911	49,868
Black	228	872	1,100
American Indian/Alaskan	53	298	351
Other	708	3,709	4,417
Unknown	1,403	8,911	10,314
Other race includes Asian, native Hawaiian/Pacific Islander, or other.			
Ethnicity	9,349	56,701	66,050
Hispanic	460	1,945	2,405
Non-Hispanic	5,602	34,089	39,691
Unknown	3,287	20,667	23,954
Gender	9,349	56,701	66,050
Female	5,100	31,882	36,982
Male	4,228	24,804	29,032
Unknown	21	15	36

COVID-19 doses administered for the past 2 weeks

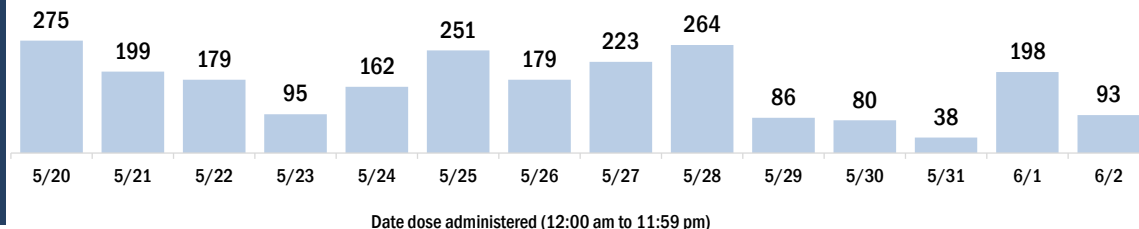


Persons vaccinated for COVID-19 for the past 2 weeks

Number of persons who received their first dose of a two-dose series of the COVID-19 vaccine



Number of persons who completed the COVID-19 vaccine series



COVID-19: Clay County vaccine summary

Vaccination data through Jun 2, 2021 as of Jun 3, 2021 at 12:05 AM

Data in this report are provisional and subject to change.

Data in this summary pertain to COVID-19 vaccines approved by the U.S. Food and Drug Administration and have been issued an Emergency Use Authorization (Janssen COVID-19 Vaccine, Moderna COVID-19 Vaccine and Pfizer-BioNTech COVID-19 Vaccine). These data summarize the number of people who have received either their first dose or have completed the series for a COVID-19 vaccine. **A person can only be counted in one category, first dose or series complete.** For persons receiving Moderna or Pfizer vaccines, once they receive their second dose, they are moved from the first dose column to the series completed column. **Because of this, the total first dose category may show a change from report to report not matching the total receiving their first dose from the previous day.** Persons receiving Johnson & Johnson vaccines will always be counted in the series completed column.

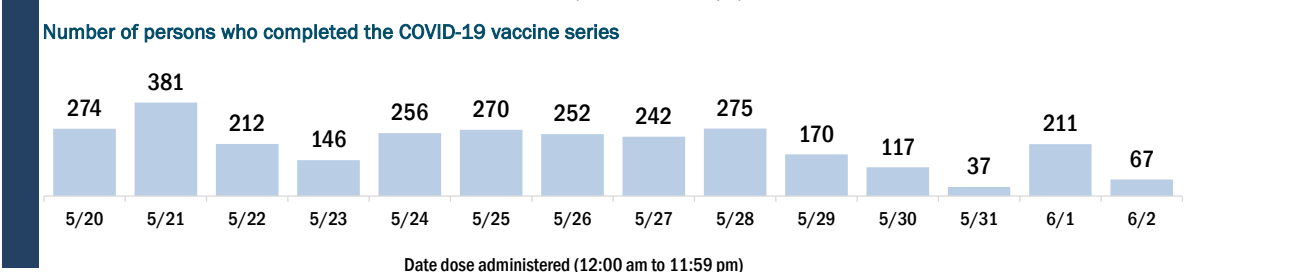
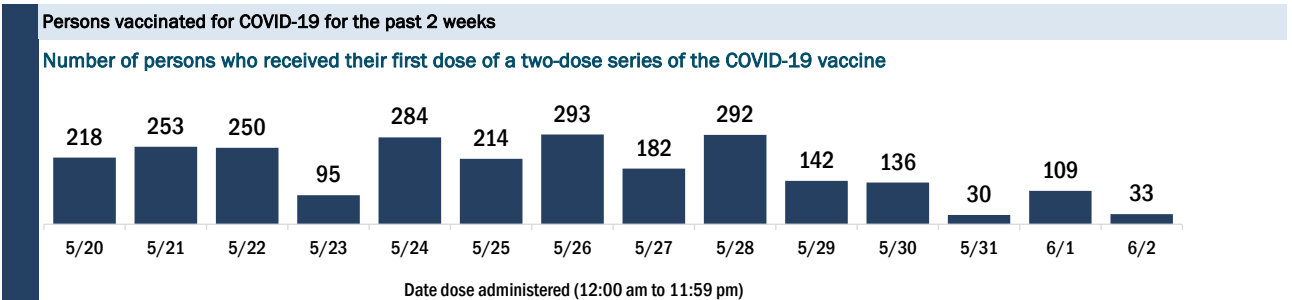
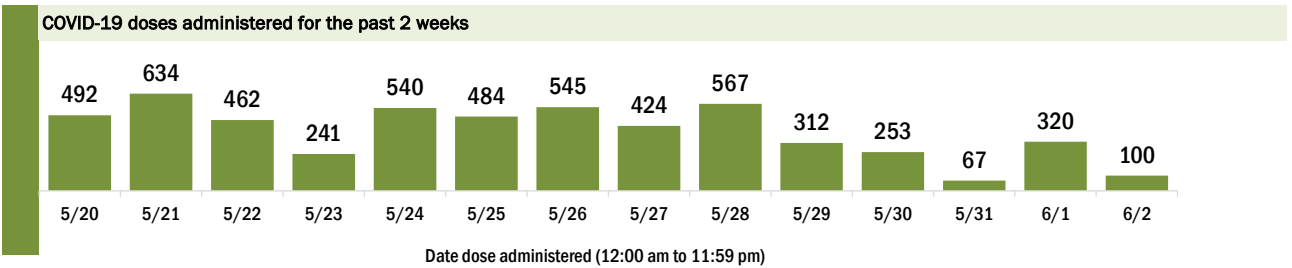
COVID-19 doses for vaccinated persons in Florida	
Doses administered	128,715

People receiving one dose of a 1-dose series (Johnson & Johnson) or receiving only one dose of a 2-dose series (Moderna, Pfizer) count once. Persons receiving both doses of a 2-dose series count twice.

Current status of persons vaccinated for COVID-19 in Florida	
Total people vaccinated	72,538
First dose	11,915
Series completed	60,623
Completed 1-dose series	4,446
Completed 2-dose series	56,177

First dose: current number of people who have only received their first dose of the Moderna or Pfizer vaccine.
Series complete: current number of people who have received both Moderna or Pfizer vaccine doses or one Johnson & Johnson dose and are considered fully immunized.

Demographic summary	First dose	Series complete	Total people vaccinated
Age group	11,915	60,623	72,538
12-14 years	562	1	563
15-24 years	1,921	3,678	5,599
25-34 years	1,361	4,067	5,428
35-44 years	1,727	6,331	8,058
45-54 years	1,911	8,961	10,872
55-64 years	2,143	13,132	15,275
65-74 years	1,210	14,890	16,100
75-84 years	738	7,370	8,108
85+ years	342	2,193	2,535
Race	11,915	60,623	72,538
White	7,029	41,890	48,919
Black	1,272	4,452	5,724
American Indian/Alaskan	52	272	324
Other	1,583	6,121	7,704
Unknown	1,979	7,888	9,867
Other race includes Asian, native Hawaiian/Pacific Islander, or other.			
Ethnicity	11,915	60,623	72,538
Hispanic	1,009	3,581	4,590
Non-Hispanic	7,014	42,199	49,213
Unknown	3,892	14,843	18,735
Gender	11,915	60,623	72,538
Female	6,392	34,347	40,739
Male	5,349	26,269	31,618
Unknown	174	7	181



COVID-19: Collier County vaccine summary

Vaccination data through Jun 2, 2021 as of Jun 3, 2021 at 12:05 AM

Data in this report are provisional and subject to change.

Data in this summary pertain to COVID-19 vaccines approved by the U.S. Food and Drug Administration and have been issued an Emergency Use Authorization (Janssen COVID-19 Vaccine, Moderna COVID-19 Vaccine and Pfizer-BioNTech COVID-19 Vaccine). These data summarize the number of people who have received either their first dose or have completed the series for a COVID-19 vaccine. **A person can only be counted in one category, first dose or series complete.** For persons receiving Moderna or Pfizer vaccines, once they receive their second dose, they are moved from the first dose column to the series completed column. **Because of this, the total first dose category may show a change from report to report not matching the total receiving their first dose from the previous day.** Persons receiving Johnson & Johnson vaccines will always be counted in the series completed column.

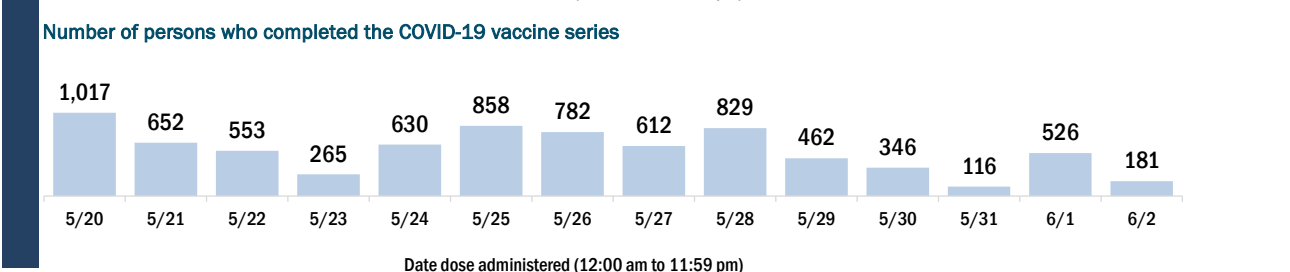
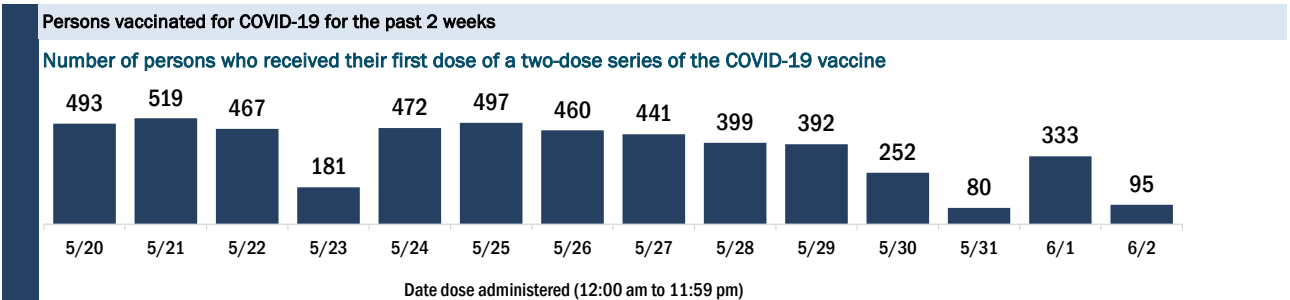
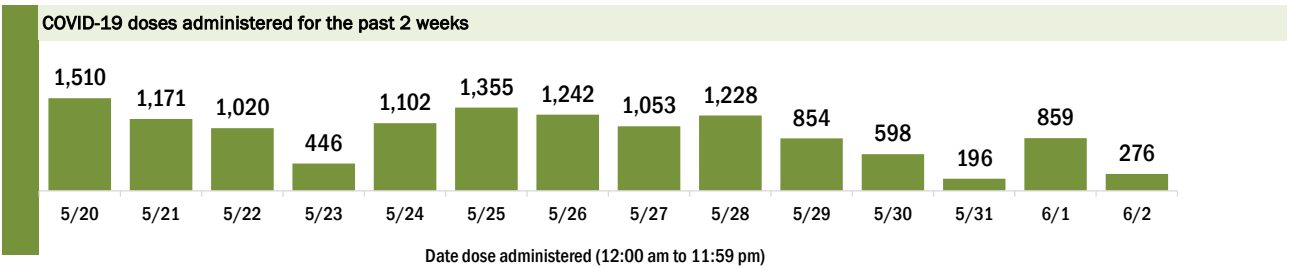
COVID-19 doses for vaccinated persons in Florida	
Doses administered	373,851

People receiving one dose of a 1-dose series (Johnson & Johnson) or receiving only one dose of a 2-dose series (Moderna, Pfizer) count once. Persons receiving both doses of a 2-dose series count twice.

Current status of persons vaccinated for COVID-19 in Florida	
Total people vaccinated	212,062
First dose	34,023
Series completed	178,039
Completed 1-dose series	16,250
Completed 2-dose series	161,789

First dose: current number of people who have only received their first dose of the Moderna or Pfizer vaccine.
Series complete: current number of people who have received both Moderna or Pfizer vaccine doses or one Johnson & Johnson dose and are considered fully immunized.

Demographic summary	First dose	Series complete	Total people vaccinated
Age group	34,023	178,039	212,062
12-14 years	958	2	960
15-24 years	3,393	6,258	9,651
25-34 years	2,873	8,528	11,401
35-44 years	3,623	11,920	15,543
45-54 years	4,487	17,843	22,330
55-64 years	5,979	32,663	38,642
65-74 years	6,535	53,632	60,167
75-84 years	4,448	36,521	40,969
85+ years	1,727	10,672	12,399
Race	34,023	178,039	212,062
White	22,238	116,931	139,169
Black	949	2,969	3,918
American Indian/Alaskan	114	547	661
Other	3,923	15,609	19,532
Unknown	6,799	41,983	48,782
Other race includes Asian, native Hawaiian/Pacific Islander, or other.			
Ethnicity	34,023	178,039	212,062
Hispanic	7,041	18,943	25,984
Non-Hispanic	13,988	79,569	93,557
Unknown	12,994	79,527	92,521
Gender	34,023	178,039	212,062
Female	17,990	96,059	114,049
Male	15,817	81,666	97,483
Unknown	216	314	530



COVID-19: Columbia County vaccine summary

Vaccination data through Jun 2, 2021 as of Jun 3, 2021 at 12:05 AM

Data in this report are provisional and subject to change.

Data in this summary pertain to COVID-19 vaccines approved by the U.S. Food and Drug Administration and have been issued an Emergency Use Authorization (Janssen COVID-19 Vaccine, Moderna COVID-19 Vaccine and Pfizer-BioNTech COVID-19 Vaccine). These data summarize the number of people who have received either their first dose or have completed the series for a COVID-19 vaccine. **A person can only be counted in one category, first dose or series complete.** For persons receiving Moderna or Pfizer vaccines, once they receive their second dose, they are moved from the first dose column to the series completed column. **Because of this, the total first dose category may show a change from report to report not matching the total receiving their first dose from the previous day.** Persons receiving Johnson & Johnson vaccines will always be counted in the series completed column.

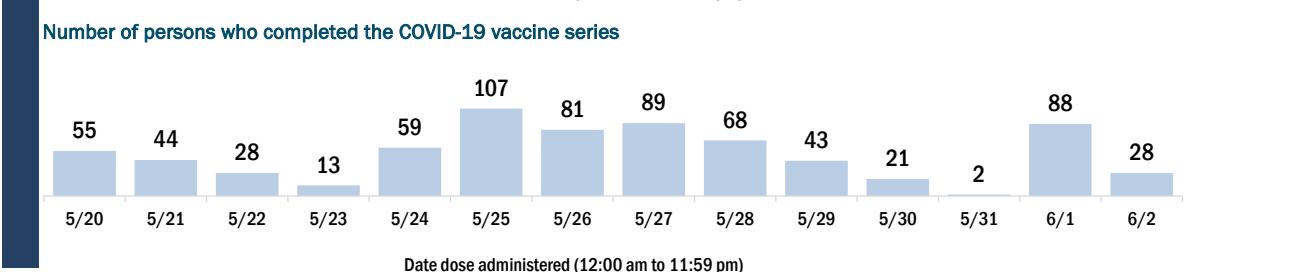
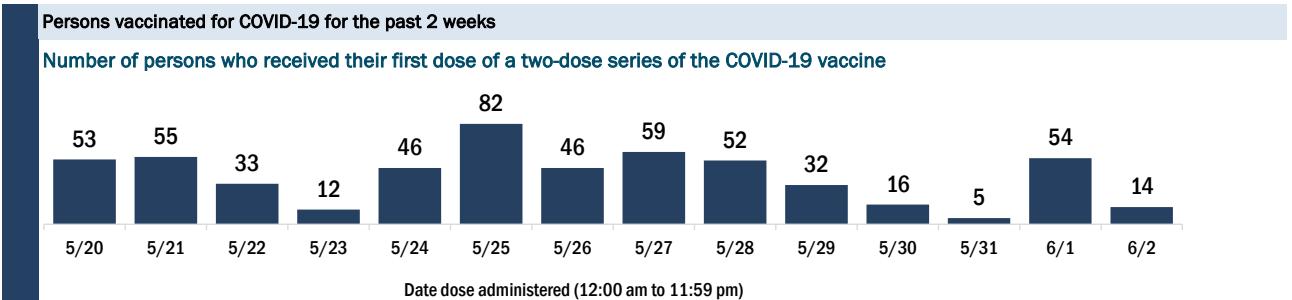
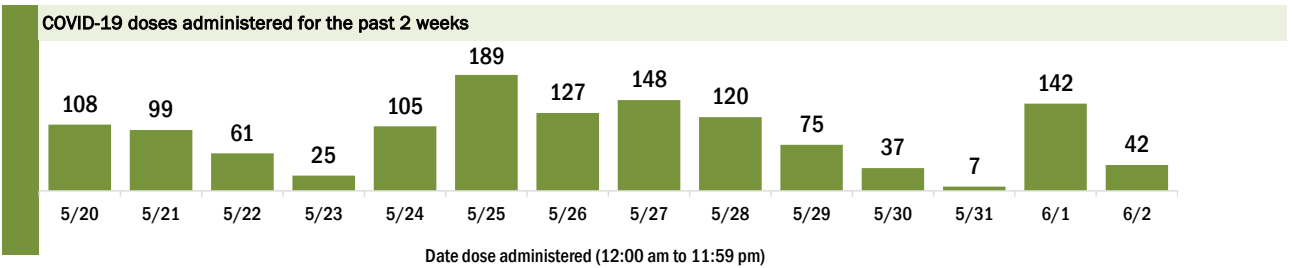
COVID-19 doses for vaccinated persons in Florida	
Doses administered	32,281

People receiving one dose of a 1-dose series (Johnson & Johnson) or receiving only one dose of a 2-dose series (Moderna, Pfizer) count once. Persons receiving both doses of a 2-dose series count twice.

Current status of persons vaccinated for COVID-19 in Florida	
Total people vaccinated	18,409
First dose	2,471
Series completed	15,938
Completed 1-dose series	2,066
Completed 2-dose series	13,872

First dose: current number of people who have only received their first dose of the Moderna or Pfizer vaccine.
Series complete: current number of people who have received both Moderna or Pfizer vaccine doses or one Johnson & Johnson dose and are considered fully immunized.

Demographic summary	First dose	Series complete	Total people vaccinated
Age group	2,471	15,938	18,409
12-14 years	67	1	68
15-24 years	390	640	1,030
25-34 years	303	884	1,187
35-44 years	325	1,304	1,629
45-54 years	390	1,925	2,315
55-64 years	514	3,328	3,842
65-74 years	284	4,567	4,851
75-84 years	134	2,566	2,700
85+ years	64	723	787
Race	2,471	15,938	18,409
White	1,461	11,267	12,728
Black	349	1,910	2,259
American Indian/Alaskan	37	93	130
Other	317	1,137	1,454
Unknown	307	1,531	1,838
Other race includes Asian, native Hawaiian/Pacific Islander, or other.			
Ethnicity	2,471	15,938	18,409
Hispanic	285	745	1,030
Non-Hispanic	1,351	11,159	12,510
Unknown	835	4,034	4,869
Gender	2,471	15,938	18,409
Female	1,229	8,673	9,902
Male	1,235	7,265	8,500
Unknown	7	0	7



COVID-19: Dade County vaccine summary

Vaccination data through Jun 2, 2021 as of Jun 3, 2021 at 12:05 AM

Data in this report are provisional and subject to change.

Data in this summary pertain to COVID-19 vaccines approved by the U.S. Food and Drug Administration and have been issued an Emergency Use Authorization (Janssen COVID-19 Vaccine, Moderna COVID-19 Vaccine and Pfizer-BioNTech COVID-19 Vaccine). These data summarize the number of people who have received either their first dose or have completed the series for a COVID-19 vaccine. **A person can only be counted in one category, first dose or series complete.** For persons receiving Moderna or Pfizer vaccines, once they receive their second dose, they are moved from the first dose column to the series completed column. **Because of this, the total first dose category may show a change from report to report not matching the total receiving their first dose from the previous day.** Persons receiving Johnson & Johnson vaccines will always be counted in the series completed column.

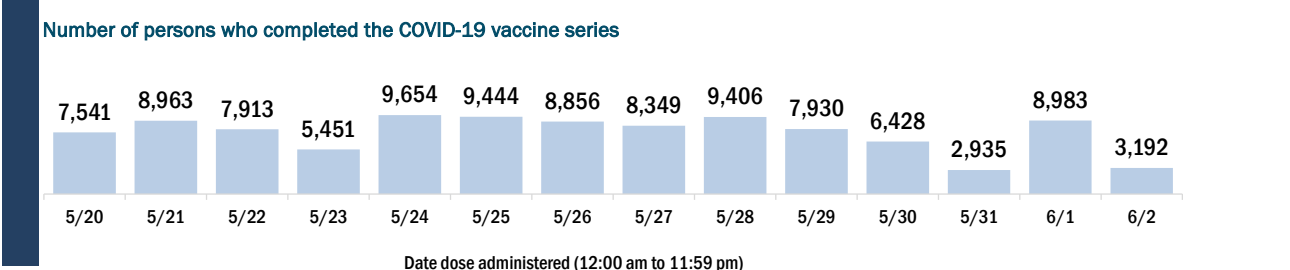
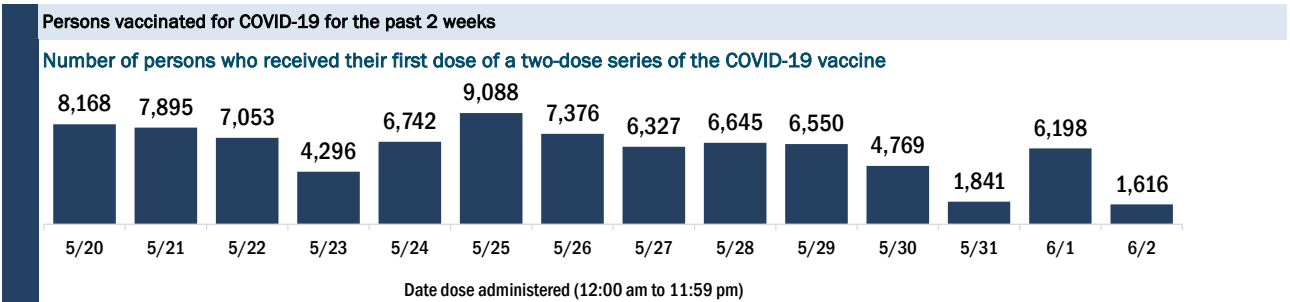
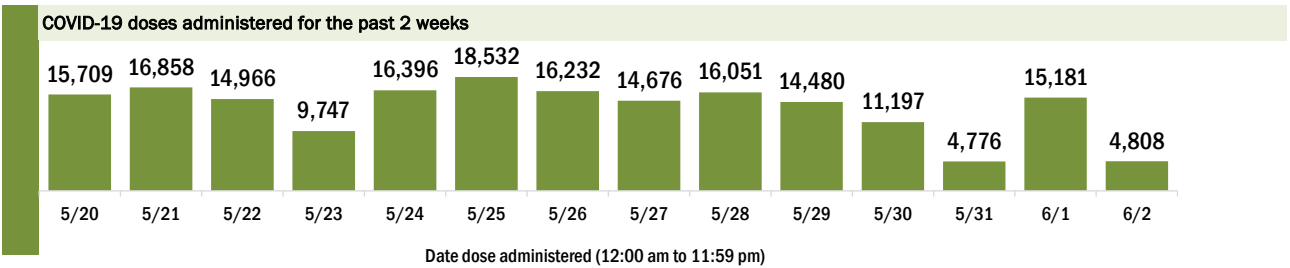
COVID-19 doses for vaccinated persons in Florida	
Doses administered	2,609,364

People receiving one dose of a 1-dose series (Johnson & Johnson) or receiving only one dose of a 2-dose series (Moderna, Pfizer) count once. Persons receiving both doses of a 2-dose series count twice.

Current status of persons vaccinated for COVID-19 in Florida	
Total people vaccinated	1,570,846
First dose	358,007
Series completed	1,212,839
Completed 1-dose series	174,321
Completed 2-dose series	1,038,518

First dose: current number of people who have only received their first dose of the Moderna or Pfizer vaccine.
Series complete: current number of people who have received both Moderna or Pfizer vaccine doses or one Johnson & Johnson dose and are considered fully immunized.

Demographic summary	First dose	Series complete	Total people vaccinated
Age group	358,007	1,212,839	1,570,846
12-14 years	15,306	158	15,464
15-24 years	46,236	88,429	134,665
25-34 years	51,689	138,071	189,760
35-44 years	58,127	180,729	238,856
45-54 years	60,577	225,813	286,390
55-64 years	53,417	238,949	292,366
65-74 years	41,467	188,827	230,294
75-84 years	21,633	110,133	131,766
85+ years	9,555	41,730	51,285
Race	358,007	1,212,839	1,570,846
White	233,760	844,978	1,078,738
Black	23,683	74,378	98,061
American Indian/Alaskan	2,449	3,441	5,890
Other	48,910	137,944	186,854
Unknown	49,205	152,098	201,303
Other race includes Asian, native Hawaiian/Pacific Islander, or other.			
Ethnicity	358,007	1,212,839	1,570,846
Hispanic	200,170	608,745	808,915
Non-Hispanic	54,779	231,914	286,693
Unknown	103,058	372,180	475,238
Gender	358,007	1,212,839	1,570,846
Female	186,690	646,308	832,998
Male	169,261	564,034	733,295
Unknown	2,056	2,497	4,553



COVID-19: Desoto County vaccine summary

Vaccination data through Jun 2, 2021 as of Jun 3, 2021 at 12:05 AM

Data in this report are provisional and subject to change.

Data in this summary pertain to COVID-19 vaccines approved by the U.S. Food and Drug Administration and have been issued an Emergency Use Authorization (Janssen COVID-19 Vaccine, Moderna COVID-19 Vaccine and Pfizer-BioNTech COVID-19 Vaccine). These data summarize the number of people who have received either their first dose or have completed the series for a COVID-19 vaccine. **A person can only be counted in one category, first dose or series complete.** For persons receiving Moderna or Pfizer vaccines, once they receive their second dose, they are moved from the first dose column to the series completed column. **Because of this, the total first dose category may show a change from report to report not matching the total receiving their first dose from the previous day.** Persons receiving Johnson & Johnson vaccines will always be counted in the series completed column.

COVID-19 doses for vaccinated persons in Florida

Doses administered 23,434

People receiving one dose of a 1-dose series (Johnson & Johnson) or receiving only one dose of a 2-dose series (Moderna, Pfizer) count once. Persons receiving both doses of a 2-dose series count twice.

Current status of persons vaccinated for COVID-19 in Florida

Total people vaccinated 13,791

First dose 3,250

Series completed 10,541

Completed 1-dose series 898

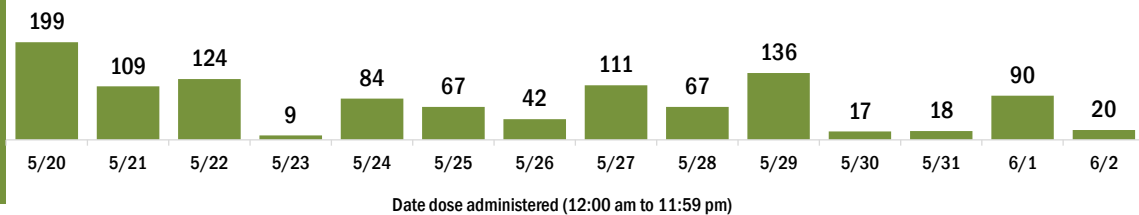
Completed 2-dose series 9,643

First dose: current number of people who have only received their first dose of the Moderna or Pfizer vaccine.

Series complete: current number of people who have received both Moderna or Pfizer vaccine doses or one Johnson & Johnson dose and are considered fully immunized.

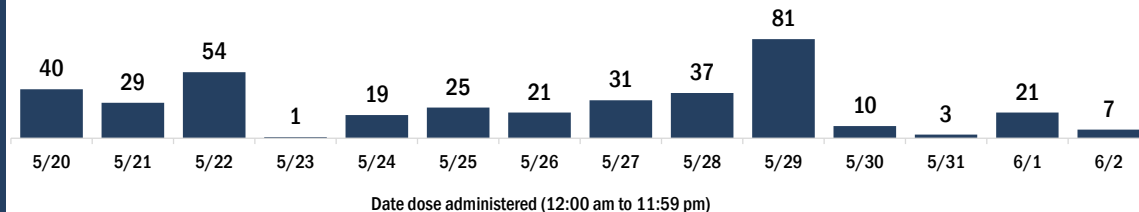
Demographic summary	First dose	Series complete	Total people vaccinated
Age group	3,250	10,541	13,791
12-14 years	48	0	48
15-24 years	352	455	807
25-34 years	416	764	1,180
35-44 years	447	940	1,387
45-54 years	516	1,194	1,710
55-64 years	589	1,870	2,459
65-74 years	500	2,975	3,475
75-84 years	300	1,909	2,209
85+ years	82	434	516
Race	3,250	10,541	13,791
White	1,460	6,941	8,401
Black	195	731	926
American Indian/Alaskan	13	38	51
Other	897	1,635	2,532
Unknown	685	1,196	1,881
Other race includes Asian, native Hawaiian/Pacific Islander, or other.			
Ethnicity	3,250	10,541	13,791
Hispanic	1,155	1,826	2,981
Non-Hispanic	934	5,218	6,152
Unknown	1,161	3,497	4,658
Gender	3,250	10,541	13,791
Female	1,167	5,075	6,242
Male	2,083	5,465	7,548
Unknown	0	1	1

COVID-19 doses administered for the past 2 weeks

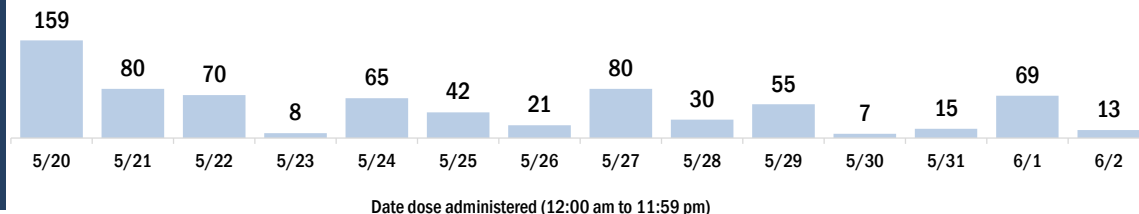


Persons vaccinated for COVID-19 for the past 2 weeks

Number of persons who received their first dose of a two-dose series of the COVID-19 vaccine



Number of persons who completed the COVID-19 vaccine series



COVID-19: Dixie County vaccine summary

Vaccination data through Jun 2, 2021 as of Jun 3, 2021 at 12:05 AM

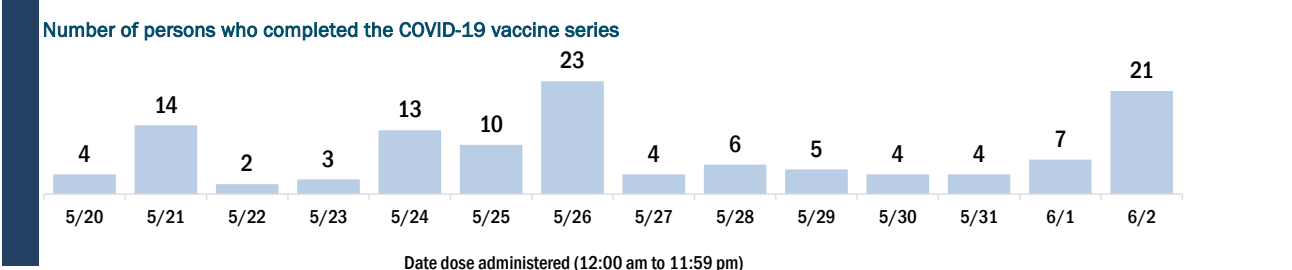
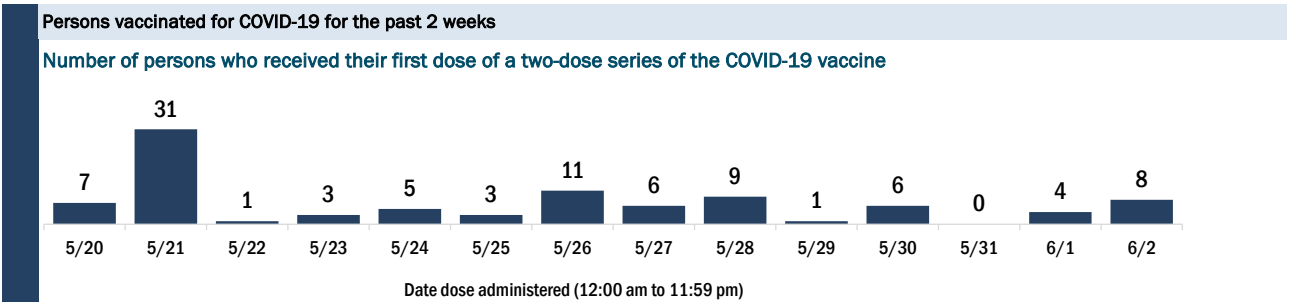
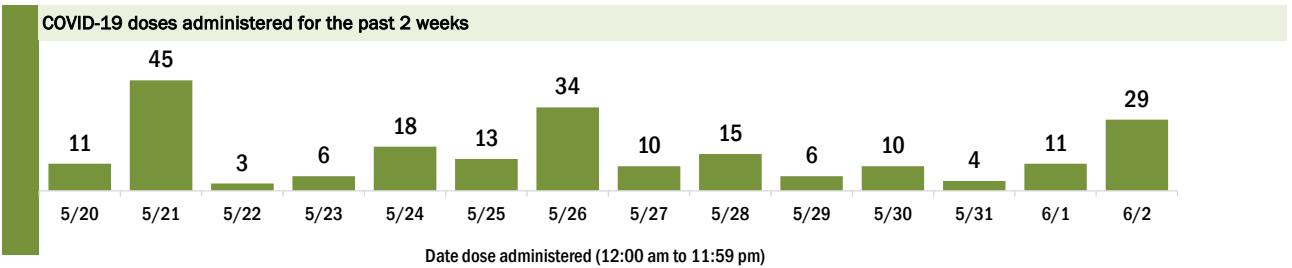
Data in this report are provisional and subject to change.

Data in this summary pertain to COVID-19 vaccines approved by the U.S. Food and Drug Administration and have been issued an Emergency Use Authorization (Janssen COVID-19 Vaccine, Moderna COVID-19 Vaccine and Pfizer-BioNTech COVID-19 Vaccine). These data summarize the number of people who have received either their first dose or have completed the series for a COVID-19 vaccine. **A person can only be counted in one category, first dose or series complete.** For persons receiving Moderna or Pfizer vaccines, once they receive their second dose, they are moved from the first dose column to the series completed column. **Because of this, the total first dose category may show a change from report to report not matching the total receiving their first dose from the previous day.** Persons receiving Johnson & Johnson vaccines will always be counted in the series completed column.

COVID-19 doses for vaccinated persons in Florida	
Doses administered	6,991
People receiving one dose of a 1-dose series (Johnson & Johnson) or receiving only one dose of a 2-dose series (Moderna, Pfizer) count once. Persons receiving both doses of a 2-dose series count twice.	

Current status of persons vaccinated for COVID-19 in Florida	
Total people vaccinated	4,202
First dose	945
Series completed	3,257
Completed 1-dose series	468
Completed 2-dose series	2,789
First dose: current number of people who have only received their first dose of the Moderna or Pfizer vaccine.	
Series complete: current number of people who have received both Moderna or Pfizer vaccine doses or one Johnson & Johnson dose and are considered fully immunized.	

Demographic summary	First dose	Series complete	Total people vaccinated
Age group	945	3,257	4,202
12-14 years	8	0	8
15-24 years	54	58	112
25-34 years	89	69	158
35-44 years	179	155	334
45-54 years	210	282	492
55-64 years	226	760	986
65-74 years	113	1,157	1,270
75-84 years	51	617	668
85+ years	15	159	174
Race	945	3,257	4,202
White	633	2,819	3,452
Black	212	161	373
American Indian/Alaskan	4	18	22
Other	70	91	161
Unknown	26	168	194
Other race includes Asian, native Hawaiian/Pacific Islander, or other.			
Ethnicity	945	3,257	4,202
Hispanic	59	71	130
Non-Hispanic	745	2,484	3,229
Unknown	141	702	843
Gender	945	3,257	4,202
Female	207	1,679	1,886
Male	738	1,578	2,316
Unknown	0	0	0



COVID-19: Duval County vaccine summary

Vaccination data through Jun 2, 2021 as of Jun 3, 2021 at 12:05 AM

Data in this report are provisional and subject to change.

Data in this summary pertain to COVID-19 vaccines approved by the U.S. Food and Drug Administration and have been issued an Emergency Use Authorization (Janssen COVID-19 Vaccine, Moderna COVID-19 Vaccine and Pfizer-BioNTech COVID-19 Vaccine). These data summarize the number of people who have received either their first dose or have completed the series for a COVID-19 vaccine. **A person can only be counted in one category, first dose or series complete.** For persons receiving Moderna or Pfizer vaccines, once they receive their second dose, they are moved from the first dose column to the series completed column. **Because of this, the total first dose category may show a change from report to report not matching the total receiving their first dose from the previous day.** Persons receiving Johnson & Johnson vaccines will always be counted in the series completed column.

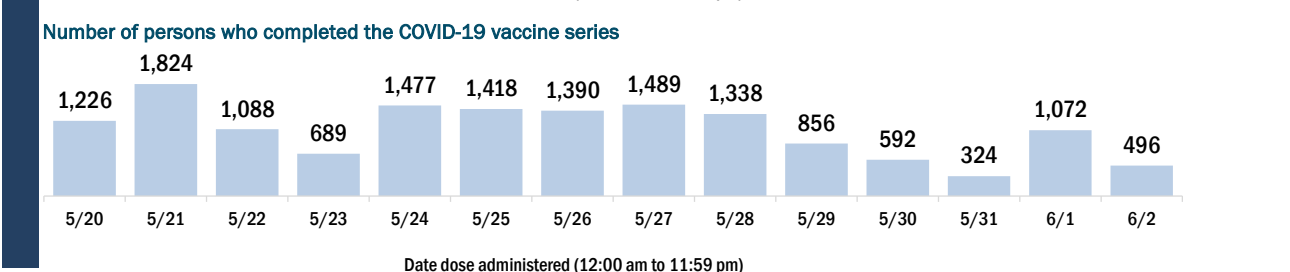
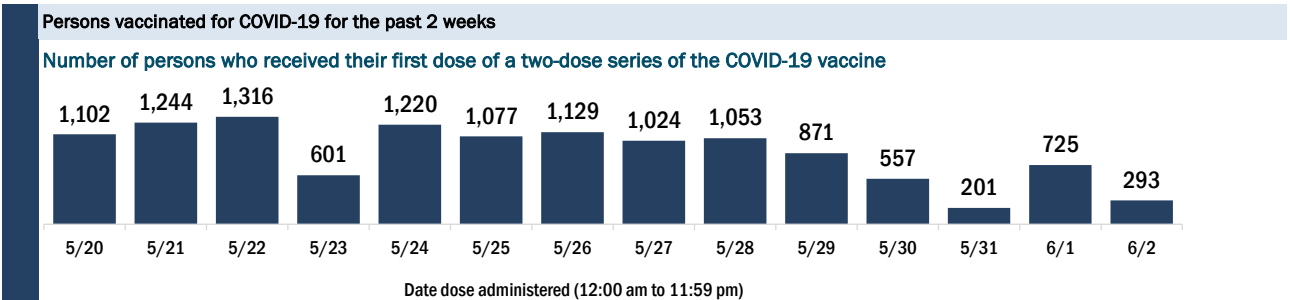
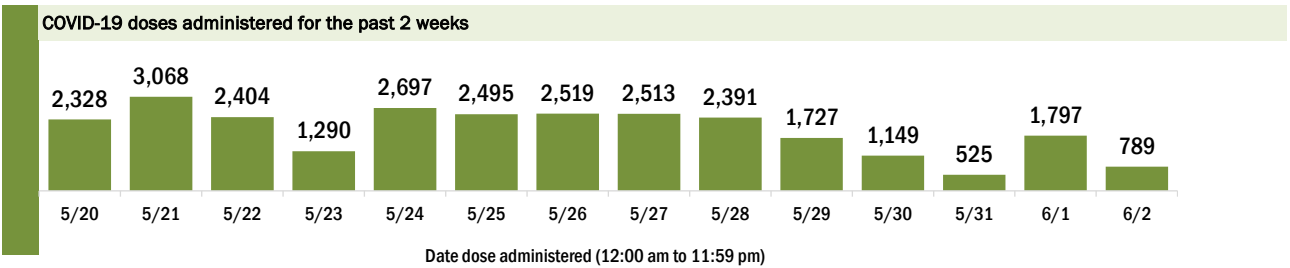
COVID-19 doses for vaccinated persons in Florida	
Doses administered	649,937

People receiving one dose of a 1-dose series (Johnson & Johnson) or receiving only one dose of a 2-dose series (Moderna, Pfizer) count once. Persons receiving both doses of a 2-dose series count twice.

Current status of persons vaccinated for COVID-19 in Florida	
Total people vaccinated	371,973
First dose	63,866
Series completed	308,107
Completed 1-dose series	30,143
Completed 2-dose series	277,964

First dose: current number of people who have only received their first dose of the Moderna or Pfizer vaccine.
Series complete: current number of people who have received both Moderna or Pfizer vaccine doses or one Johnson & Johnson dose and are considered fully immunized.

Demographic summary	First dose	Series complete	Total people vaccinated
Age group	63,866	308,107	371,973
12-14 years	3,220	28	3,248
15-24 years	8,402	18,912	27,314
25-34 years	8,939	33,882	42,821
35-44 years	8,772	39,265	48,037
45-54 years	8,846	48,107	56,953
55-64 years	9,578	66,583	76,161
65-74 years	9,998	63,164	73,162
75-84 years	4,188	28,359	32,547
85+ years	1,923	9,807	11,730
Race	63,866	308,107	371,973
White	31,008	174,781	205,789
Black	11,126	50,987	62,113
American Indian/Alaskan	230	776	1,006
Other	9,781	40,843	50,624
Unknown	11,721	40,720	52,441
Other race includes Asian, native Hawaiian/Pacific Islander, or other.			
Ethnicity	63,866	308,107	371,973
Hispanic	5,502	18,971	24,473
Non-Hispanic	38,215	217,987	256,202
Unknown	20,149	71,149	91,298
Gender	63,866	308,107	371,973
Female	33,066	172,439	205,505
Male	28,326	135,454	163,780
Unknown	2,474	214	2,688



COVID-19: Escambia County vaccine summary

Vaccination data through Jun 2, 2021 as of Jun 3, 2021 at 12:05 AM

Data in this report are provisional and subject to change.

Data in this summary pertain to COVID-19 vaccines approved by the U.S. Food and Drug Administration and have been issued an Emergency Use Authorization (Janssen COVID-19 Vaccine, Moderna COVID-19 Vaccine and Pfizer-BioNTech COVID-19 Vaccine). These data summarize the number of people who have received either their first dose or have completed the series for a COVID-19 vaccine. **A person can only be counted in one category, first dose or series complete.** For persons receiving Moderna or Pfizer vaccines, once they receive their second dose, they are moved from the first dose column to the series completed column. **Because of this, the total first dose category may show a change from report to report not matching the total receiving their first dose from the previous day.** Persons receiving Johnson & Johnson vaccines will always be counted in the series completed column.

COVID-19 doses for vaccinated persons in Florida

Doses administered 191,256

People receiving one dose of a 1-dose series (Johnson & Johnson) or receiving only one dose of a 2-dose series (Moderna, Pfizer) count once. Persons receiving both doses of a 2-dose series count twice.

Current status of persons vaccinated for COVID-19 in Florida

Total people vaccinated 109,497

First dose 18,783

Series completed 90,714

Completed 1-dose series 8,955

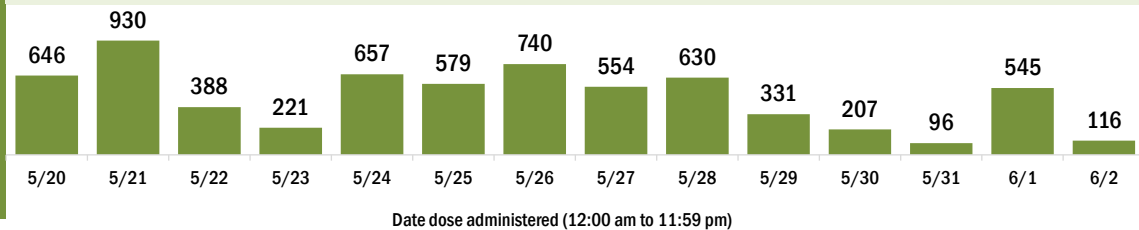
Completed 2-dose series 81,759

First dose: current number of people who have only received their first dose of the Moderna or Pfizer vaccine.

Series complete: current number of people who have received both Moderna or Pfizer vaccine doses or one Johnson & Johnson dose and are considered fully immunized.

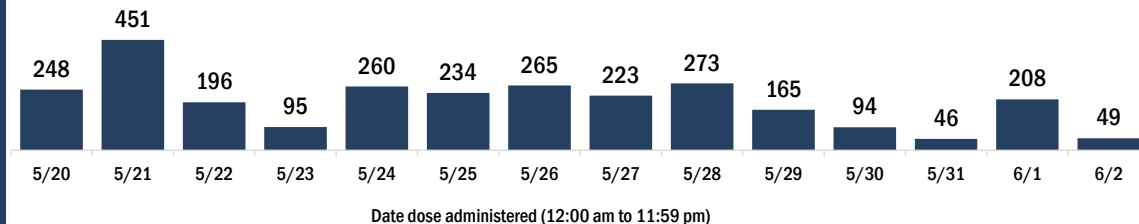
Demographic summary	First dose	Series complete	Total people vaccinated
Age group	18,783	90,714	109,497
12-14 years	512	0	512
15-24 years	2,197	5,033	7,230
25-34 years	2,556	7,690	10,246
35-44 years	2,216	8,561	10,777
45-54 years	2,479	11,716	14,195
55-64 years	3,139	19,951	23,090
65-74 years	3,226	22,088	25,314
75-84 years	1,724	11,563	13,287
85+ years	734	4,112	4,846
Race	18,783	90,714	109,497
White	9,782	54,646	64,428
Black	2,951	13,190	16,141
American Indian/Alaskan	123	652	775
Other	1,889	8,725	10,614
Unknown	4,038	13,501	17,539
Other race includes Asian, native Hawaiian/Pacific Islander, or other.			
Ethnicity	18,783	90,714	109,497
Hispanic	818	2,888	3,706
Non-Hispanic	10,543	63,374	73,917
Unknown	7,422	24,452	31,874
Gender	18,783	90,714	109,497
Female	10,322	51,742	62,064
Male	8,408	38,865	47,273
Unknown	53	107	160

COVID-19 doses administered for the past 2 weeks

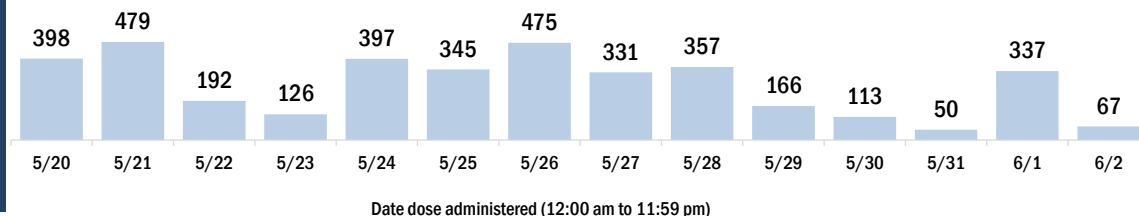


Persons vaccinated for COVID-19 for the past 2 weeks

Number of persons who received their first dose of a two-dose series of the COVID-19 vaccine



Number of persons who completed the COVID-19 vaccine series



COVID-19: Flagler County vaccine summary

Vaccination data through Jun 2, 2021 as of Jun 3, 2021 at 12:05 AM

Data in this report are provisional and subject to change.

Data in this summary pertain to COVID-19 vaccines approved by the U.S. Food and Drug Administration and have been issued an Emergency Use Authorization (Janssen COVID-19 Vaccine, Moderna COVID-19 Vaccine and Pfizer-BioNTech COVID-19 Vaccine). These data summarize the number of people who have received either their first dose or have completed the series for a COVID-19 vaccine. **A person can only be counted in one category, first dose or series complete.** For persons receiving Moderna or Pfizer vaccines, once they receive their second dose, they are moved from the first dose column to the series completed column. **Because of this, the total first dose category may show a change from report to report not matching the total receiving their first dose from the previous day.** Persons receiving Johnson & Johnson vaccines will always be counted in the series completed column.

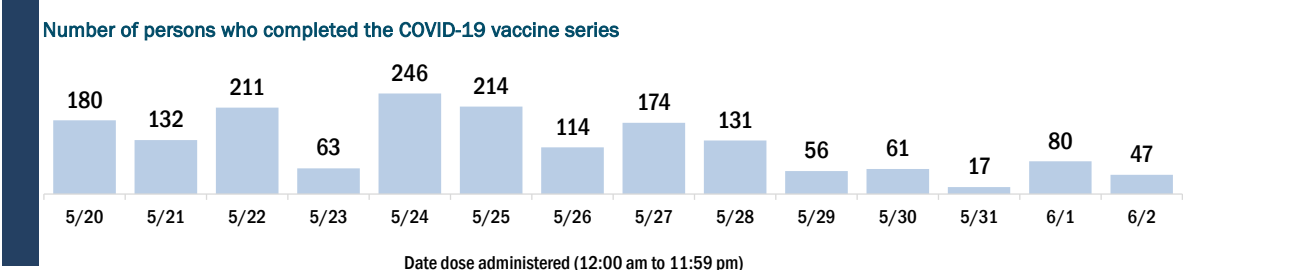
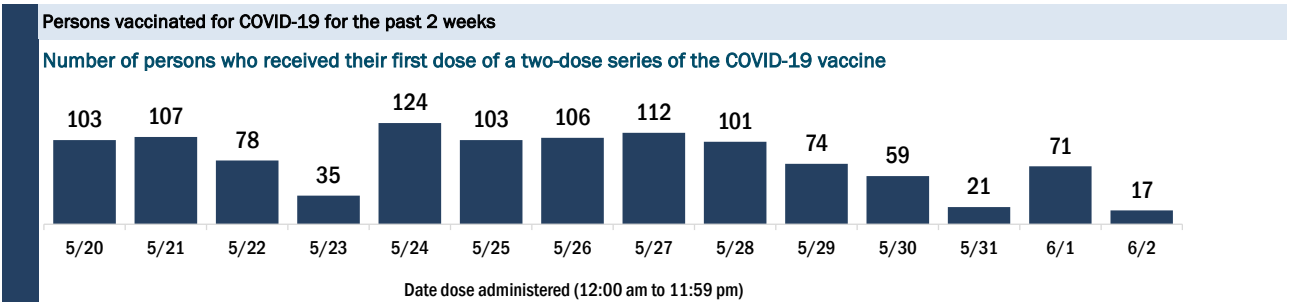
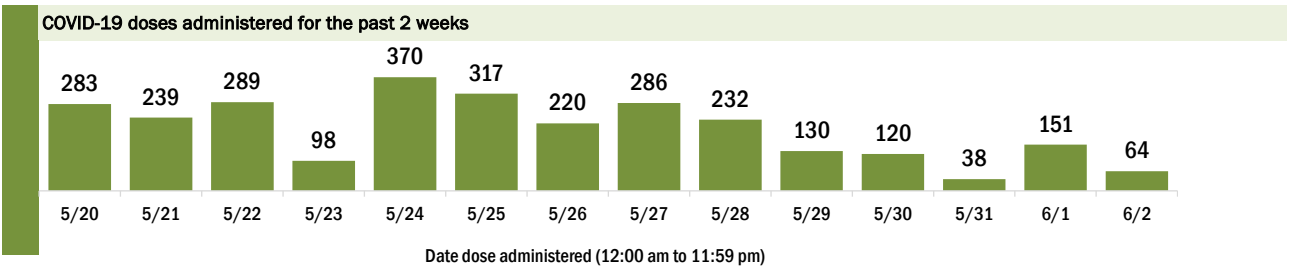
COVID-19 doses for vaccinated persons in Florida	
Doses administered	103,915

People receiving one dose of a 1-dose series (Johnson & Johnson) or receiving only one dose of a 2-dose series (Moderna, Pfizer) count once. Persons receiving both doses of a 2-dose series count twice.

Current status of persons vaccinated for COVID-19 in Florida	
Total people vaccinated	57,928
First dose	8,605
Series completed	49,323
Completed 1-dose series	3,336
Completed 2-dose series	45,987

First dose: current number of people who have only received their first dose of the Moderna or Pfizer vaccine.
Series complete: current number of people who have received both Moderna or Pfizer vaccine doses or one Johnson & Johnson dose and are considered fully immunized.

Demographic summary	First dose	Series complete	Total people vaccinated
Age group	8,605	49,323	57,928
12-14 years	258	0	258
15-24 years	840	1,760	2,600
25-34 years	672	1,976	2,648
35-44 years	864	3,169	4,033
45-54 years	1,177	5,146	6,323
55-64 years	1,839	9,706	11,545
65-74 years	1,592	15,830	17,422
75-84 years	971	9,184	10,155
85+ years	392	2,552	2,944
Race	8,605	49,323	57,928
White	5,098	33,056	38,154
Black	639	3,309	3,948
American Indian/Alaskan	53	282	335
Other	922	4,508	5,430
Unknown	1,893	8,168	10,061
Other race includes Asian, native Hawaiian/Pacific Islander, or other.			
Ethnicity	8,605	49,323	57,928
Hispanic	907	3,346	4,253
Non-Hispanic	4,748	29,765	34,513
Unknown	2,950	16,212	19,162
Gender	8,605	49,323	57,928
Female	4,558	27,271	31,829
Male	3,963	21,810	25,773
Unknown	84	242	326



COVID-19: Franklin County vaccine summary

Vaccination data through Jun 2, 2021 as of Jun 3, 2021 at 12:05 AM

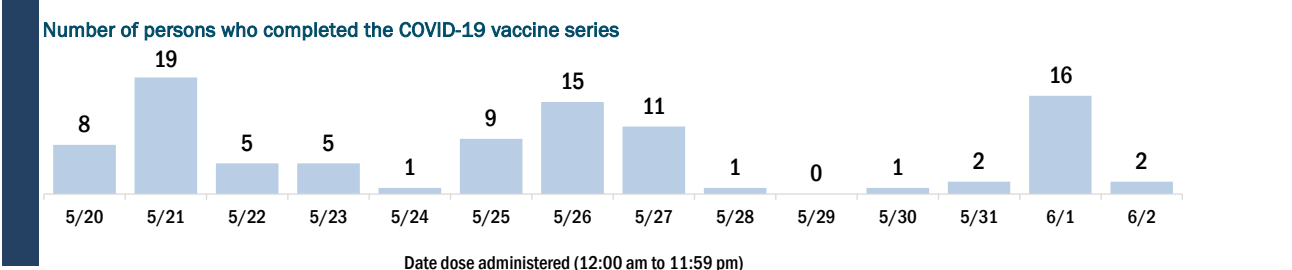
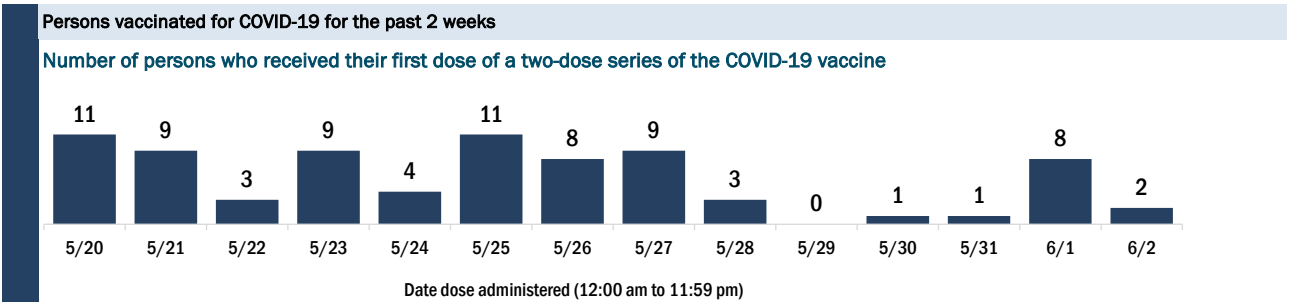
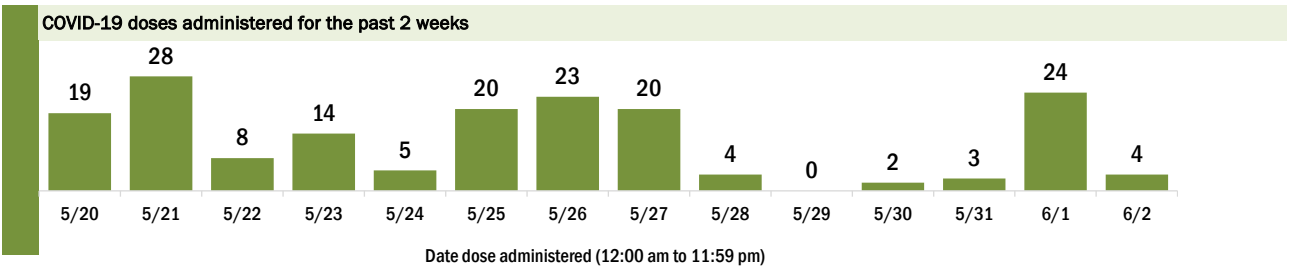
Data in this report are provisional and subject to change.

Data in this summary pertain to COVID-19 vaccines approved by the U.S. Food and Drug Administration and have been issued an Emergency Use Authorization (Janssen COVID-19 Vaccine, Moderna COVID-19 Vaccine and Pfizer-BioNTech COVID-19 Vaccine). These data summarize the number of people who have received either their first dose or have completed the series for a COVID-19 vaccine. **A person can only be counted in one category, first dose or series complete.** For persons receiving Moderna or Pfizer vaccines, once they receive their second dose, they are moved from the first dose column to the series completed column. **Because of this, the total first dose category may show a change from report to report not matching the total receiving their first dose from the previous day.** Persons receiving Johnson & Johnson vaccines will always be counted in the series completed column.

COVID-19 doses for vaccinated persons in Florida	
Doses administered	8,172
People receiving one dose of a 1-dose series (Johnson & Johnson) or receiving only one dose of a 2-dose series (Moderna, Pfizer) count once. Persons receiving both doses of a 2-dose series count twice.	

Current status of persons vaccinated for COVID-19 in Florida	
Total people vaccinated	4,405
First dose	489
Series completed	3,916
Completed 1-dose series	149
Completed 2-dose series	3,767
First dose: current number of people who have only received their first dose of the Moderna or Pfizer vaccine.	
Series complete: current number of people who have received both Moderna or Pfizer vaccine doses or one Johnson & Johnson dose and are considered fully immunized.	

Demographic summary	First dose	Series complete	Total people vaccinated
Age group	489	3,916	4,405
12-14 years	6	0	6
15-24 years	22	65	87
25-34 years	59	158	217
35-44 years	61	243	304
45-54 years	69	401	470
55-64 years	106	868	974
65-74 years	117	1,403	1,520
75-84 years	36	650	686
85+ years	13	128	141
Race	489	3,916	4,405
White	355	3,360	3,715
Black	69	301	370
American Indian/Alaskan	0	10	10
Other	36	154	190
Unknown	29	91	120
Other race includes Asian, native Hawaiian/Pacific Islander, or other.			
Ethnicity	489	3,916	4,405
Hispanic	14	58	72
Non-Hispanic	329	3,110	3,439
Unknown	146	748	894
Gender	489	3,916	4,405
Female	219	1,916	2,135
Male	270	2,000	2,270
Unknown	0	0	0



COVID-19: Gadsden County vaccine summary

Vaccination data through Jun 2, 2021 as of Jun 3, 2021 at 12:05 AM

Data in this report are provisional and subject to change.

Data in this summary pertain to COVID-19 vaccines approved by the U.S. Food and Drug Administration and have been issued an Emergency Use Authorization (Janssen COVID-19 Vaccine, Moderna COVID-19 Vaccine and Pfizer-BioNTech COVID-19 Vaccine). These data summarize the number of people who have received either their first dose or have completed the series for a COVID-19 vaccine. **A person can only be counted in one category, first dose or series complete.** For persons receiving Moderna or Pfizer vaccines, once they receive their second dose, they are moved from the first dose column to the series completed column. **Because of this, the total first dose category may show a change from report to report not matching the total receiving their first dose from the previous day.** Persons receiving Johnson & Johnson vaccines will always be counted in the series completed column.

COVID-19 doses for vaccinated persons in Florida

Doses administered 32,603

People receiving one dose of a 1-dose series (Johnson & Johnson) or receiving only one dose of a 2-dose series (Moderna, Pfizer) count once. Persons receiving both doses of a 2-dose series count twice.

Current status of persons vaccinated for COVID-19 in Florida

Total people vaccinated 18,629

First dose 2,735

Series completed 15,894

Completed 1-dose series 1,920

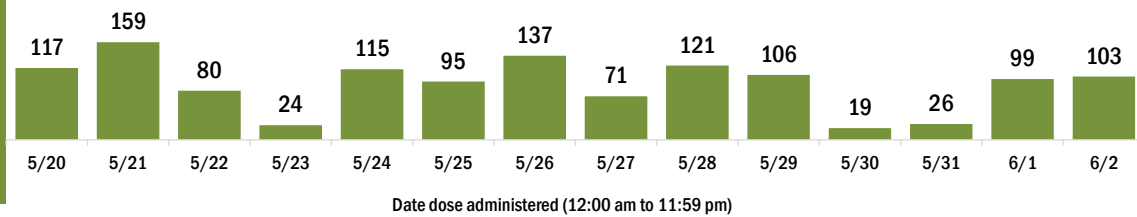
Completed 2-dose series 13,974

First dose: current number of people who have only received their first dose of the Moderna or Pfizer vaccine.

Series complete: current number of people who have received both Moderna or Pfizer vaccine doses or one Johnson & Johnson dose and are considered fully immunized.

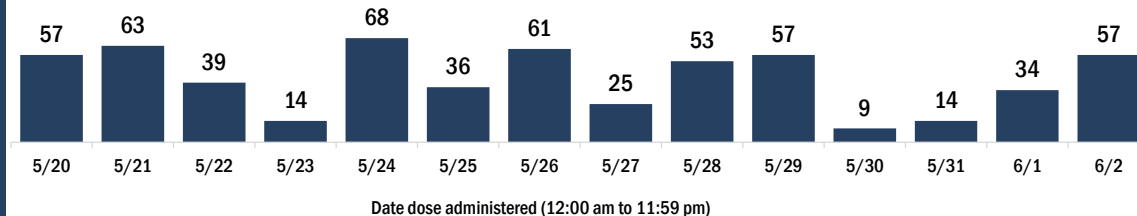
Demographic summary	First dose	Series complete	Total people vaccinated
Age group	2,735	15,894	18,629
12-14 years	109	0	109
15-24 years	316	563	879
25-34 years	313	1,054	1,367
35-44 years	455	1,779	2,234
45-54 years	500	2,493	2,993
55-64 years	490	3,652	4,142
65-74 years	329	3,922	4,251
75-84 years	159	1,828	1,987
85+ years	64	603	667
Race	2,735	15,894	18,629
White	698	5,733	6,431
Black	1,290	6,988	8,278
American Indian/Alaskan	5	36	41
Other	416	2,123	2,539
Unknown	326	1,014	1,340
Other race includes Asian, native Hawaiian/Pacific Islander, or other.			
Ethnicity	2,735	15,894	18,629
Hispanic	367	1,034	1,401
Non-Hispanic	1,602	12,418	14,020
Unknown	766	2,442	3,208
Gender	2,735	15,894	18,629
Female	1,390	9,527	10,917
Male	1,345	6,367	7,712
Unknown	0	0	0

COVID-19 doses administered for the past 2 weeks

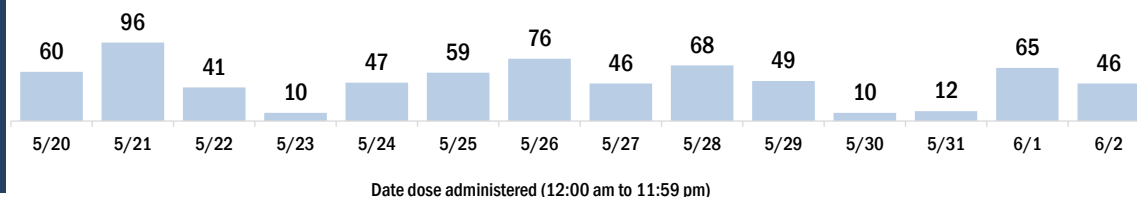


Persons vaccinated for COVID-19 for the past 2 weeks

Number of persons who received their first dose of a two-dose series of the COVID-19 vaccine



Number of persons who completed the COVID-19 vaccine series



COVID-19: Gilchrist County vaccine summary

Vaccination data through Jun 2, 2021 as of Jun 3, 2021 at 12:05 AM

Data in this report are provisional and subject to change.

Data in this summary pertain to COVID-19 vaccines approved by the U.S. Food and Drug Administration and have been issued an Emergency Use Authorization (Janssen COVID-19 Vaccine, Moderna COVID-19 Vaccine and Pfizer-BioNTech COVID-19 Vaccine). These data summarize the number of people who have received either their first dose or have completed the series for a COVID-19 vaccine. **A person can only be counted in one category, first dose or series complete.** For persons receiving Moderna or Pfizer vaccines, once they receive their second dose, they are moved from the first dose column to the series completed column. **Because of this, the total first dose category may show a change from report to report not matching the total receiving their first dose from the previous day.** Persons receiving Johnson & Johnson vaccines will always be counted in the series completed column.

COVID-19 doses for vaccinated persons in Florida

Doses administered 8,067

People receiving one dose of a 1-dose series (Johnson & Johnson) or receiving only one dose of a 2-dose series (Moderna, Pfizer) count once. Persons receiving both doses of a 2-dose series count twice.

Current status of persons vaccinated for COVID-19 in Florida

Total people vaccinated 4,615

First dose 618

Series completed 3,997

Completed 1-dose series 545

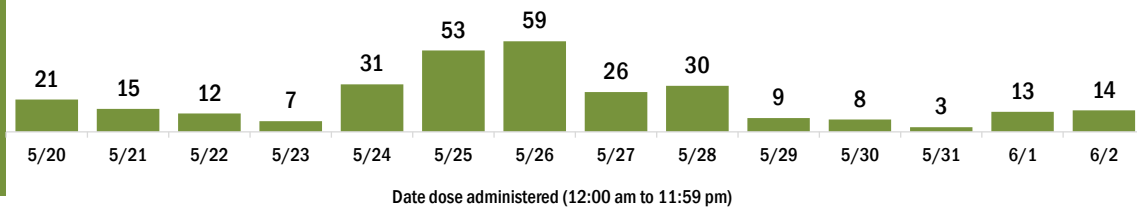
Completed 2-dose series 3,452

First dose: current number of people who have only received their first dose of the Moderna or Pfizer vaccine.

Series complete: current number of people who have received both Moderna or Pfizer vaccine doses or one Johnson & Johnson dose and are considered fully immunized.

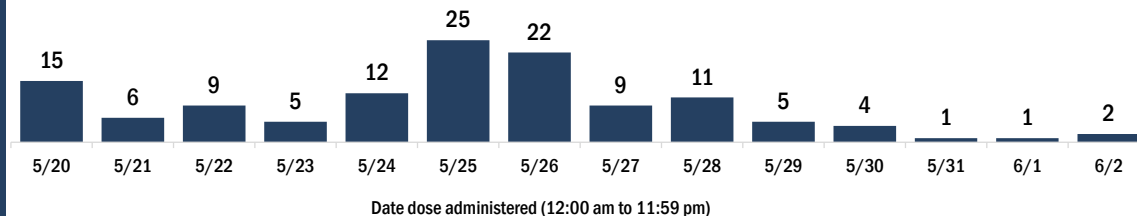
Demographic summary	First dose	Series complete	Total people vaccinated
Age group	618	3,997	4,615
12-14 years	26	0	26
15-24 years	60	132	192
25-34 years	50	186	236
35-44 years	89	273	362
45-54 years	82	478	560
55-64 years	129	872	1,001
65-74 years	129	1,180	1,309
75-84 years	35	663	698
85+ years	18	213	231
Race	618	3,997	4,615
White	473	2,983	3,456
Black	19	93	112
American Indian/Alaskan	4	16	20
Other	48	275	323
Unknown	74	630	704
Other race includes Asian, native Hawaiian/Pacific Islander, or other.			
Ethnicity	618	3,997	4,615
Hispanic	32	137	169
Non-Hispanic	334	1,957	2,291
Unknown	252	1,903	2,155
Gender	618	3,997	4,615
Female	345	2,199	2,544
Male	273	1,796	2,069
Unknown	0	2	2

COVID-19 doses administered for the past 2 weeks

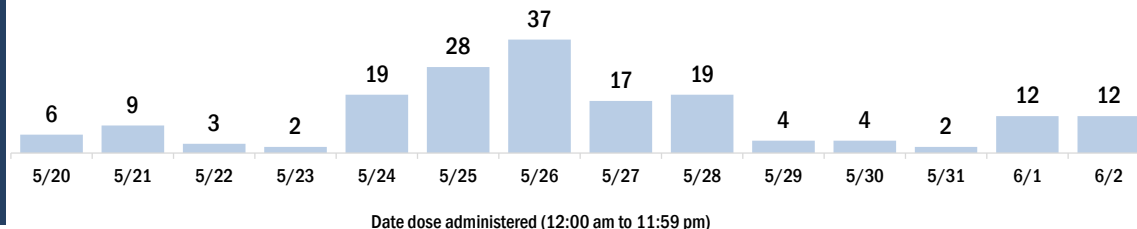


Persons vaccinated for COVID-19 for the past 2 weeks

Number of persons who received their first dose of a two-dose series of the COVID-19 vaccine



Number of persons who completed the COVID-19 vaccine series



COVID-19: Glades County vaccine summary

Vaccination data through Jun 2, 2021 as of Jun 3, 2021 at 12:05 AM

Data in this report are provisional and subject to change.

Data in this summary pertain to COVID-19 vaccines approved by the U.S. Food and Drug Administration and have been issued an Emergency Use Authorization (Janssen COVID-19 Vaccine, Moderna COVID-19 Vaccine and Pfizer-BioNTech COVID-19 Vaccine). These data summarize the number of people who have received either their first dose or have completed the series for a COVID-19 vaccine. **A person can only be counted in one category, first dose or series complete.** For persons receiving Moderna or Pfizer vaccines, once they receive their second dose, they are moved from the first dose column to the series completed column. **Because of this, the total first dose category may show a change from report to report not matching the total receiving their first dose from the previous day.** Persons receiving Johnson & Johnson vaccines will always be counted in the series completed column.

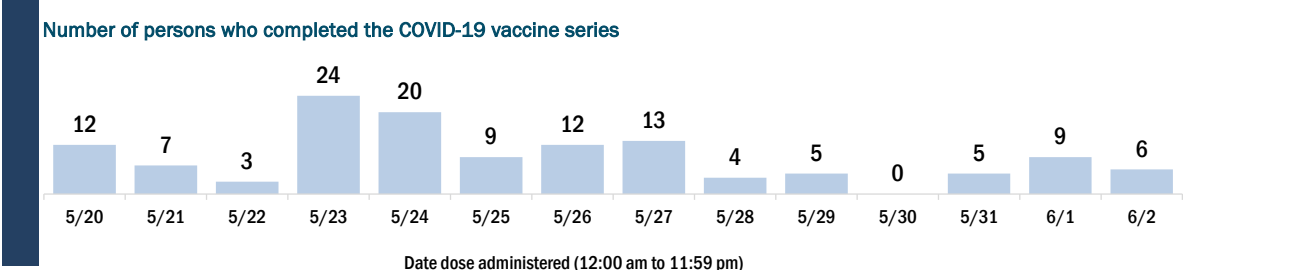
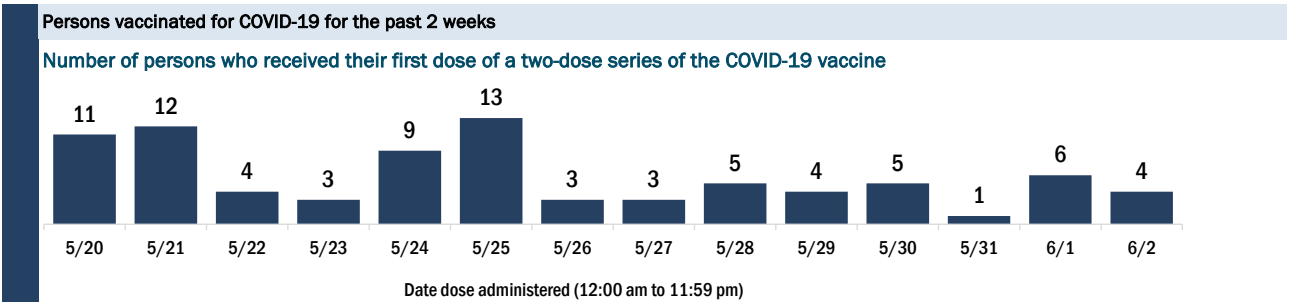
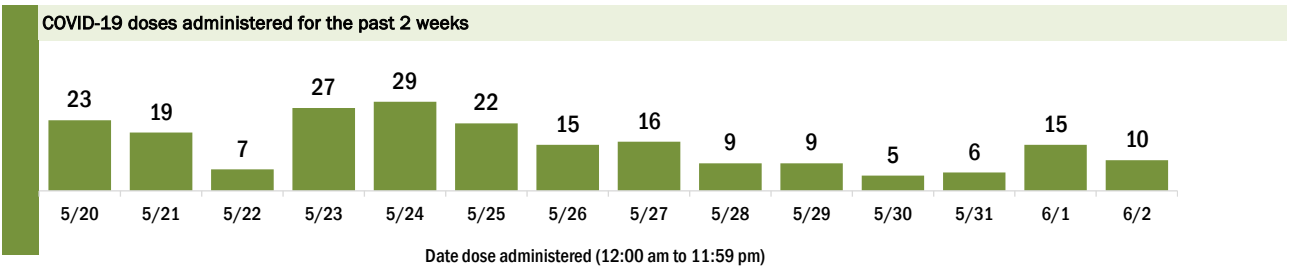
COVID-19 doses for vaccinated persons in Florida	
Doses administered	8,368

People receiving one dose of a 1-dose series (Johnson & Johnson) or receiving only one dose of a 2-dose series (Moderna, Pfizer) count once. Persons receiving both doses of a 2-dose series count twice.

Current status of persons vaccinated for COVID-19 in Florida	
Total people vaccinated	4,772
First dose	620
Series completed	4,152
Completed 1-dose series	556
Completed 2-dose series	3,596

First dose: current number of people who have only received their first dose of the Moderna or Pfizer vaccine.
Series complete: current number of people who have received both Moderna or Pfizer vaccine doses or one Johnson & Johnson dose and are considered fully immunized.

Demographic summary	First dose	Series complete	Total people vaccinated
Age group	620	4,152	4,772
12-14 years	8	0	8
15-24 years	80	208	288
25-34 years	124	331	455
35-44 years	83	267	350
45-54 years	92	327	419
55-64 years	99	663	762
65-74 years	69	1,334	1,403
75-84 years	53	847	900
85+ years	12	175	187
Race	620	4,152	4,772
White	492	3,227	3,719
Black	21	146	167
American Indian/Alaskan	2	24	26
Other	48	270	318
Unknown	57	485	542
Other race includes Asian, native Hawaiian/Pacific Islander, or other.			
Ethnicity	620	4,152	4,772
Hispanic	263	761	1,024
Non-Hispanic	211	1,945	2,156
Unknown	146	1,446	1,592
Gender	620	4,152	4,772
Female	220	1,821	2,041
Male	399	2,330	2,729
Unknown	1	1	2



COVID-19: Gulf County vaccine summary

Vaccination data through Jun 2, 2021 as of Jun 3, 2021 at 12:05 AM

Data in this report are provisional and subject to change.

Data in this summary pertain to COVID-19 vaccines approved by the U.S. Food and Drug Administration and have been issued an Emergency Use Authorization (Janssen COVID-19 Vaccine, Moderna COVID-19 Vaccine and Pfizer-BioNTech COVID-19 Vaccine). These data summarize the number of people who have received either their first dose or have completed the series for a COVID-19 vaccine. **A person can only be counted in one category, first dose or series complete.** For persons receiving Moderna or Pfizer vaccines, once they receive their second dose, they are moved from the first dose column to the series completed column. **Because of this, the total first dose category may show a change from report to report not matching the total receiving their first dose from the previous day.** Persons receiving Johnson & Johnson vaccines will always be counted in the series completed column.

COVID-19 doses for vaccinated persons in Florida

Doses administered 8,510

People receiving one dose of a 1-dose series (Johnson & Johnson) or receiving only one dose of a 2-dose series (Moderna, Pfizer) count once. Persons receiving both doses of a 2-dose series count twice.

Current status of persons vaccinated for COVID-19 in Florida

Total people vaccinated 4,761

First dose 738

Series completed 4,023

Completed 1-dose series 274

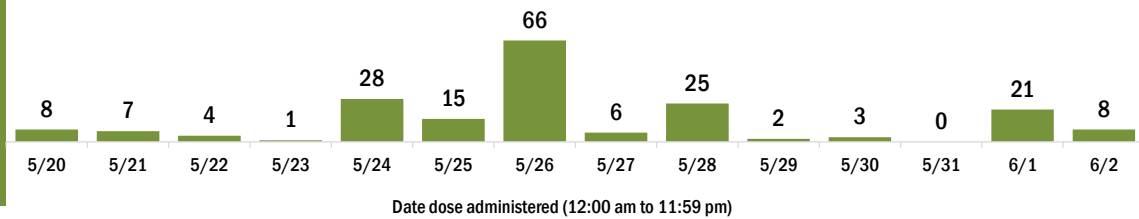
Completed 2-dose series 3,749

First dose: current number of people who have only received their first dose of the Moderna or Pfizer vaccine.

Series complete: current number of people who have received both Moderna or Pfizer vaccine doses or one Johnson & Johnson dose and are considered fully immunized.

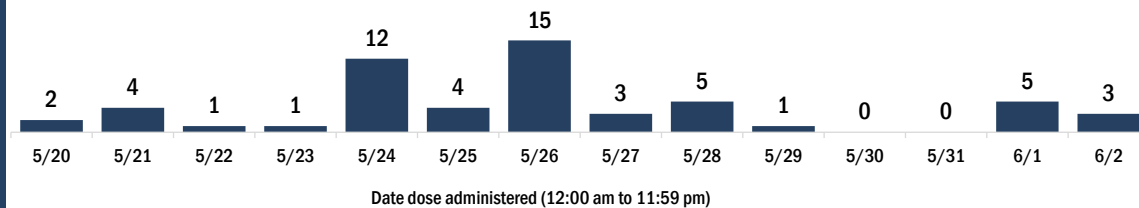
Demographic summary	First dose	Series complete	Total people vaccinated
Age group	738	4,023	4,761
12-14 years	6	0	6
15-24 years	48	96	144
25-34 years	104	160	264
35-44 years	124	233	357
45-54 years	129	434	563
55-64 years	153	788	941
65-74 years	109	1,440	1,549
75-84 years	57	689	746
85+ years	8	183	191
Race	738	4,023	4,761
White	524	3,408	3,932
Black	154	401	555
American Indian/Alaskan	2	14	16
Other	44	133	177
Unknown	14	67	81
Other race includes Asian, native Hawaiian/Pacific Islander, or other.			
Ethnicity	738	4,023	4,761
Hispanic	12	56	68
Non-Hispanic	365	3,313	3,678
Unknown	361	654	1,015
Gender	738	4,023	4,761
Female	298	2,014	2,312
Male	440	2,009	2,449
Unknown	0	0	0

COVID-19 doses administered for the past 2 weeks

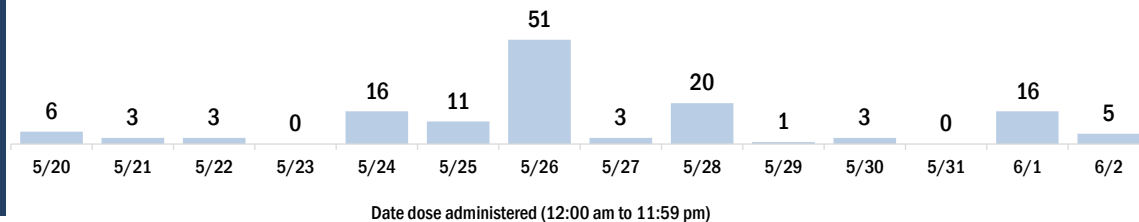


Persons vaccinated for COVID-19 for the past 2 weeks

Number of persons who received their first dose of a two-dose series of the COVID-19 vaccine



Number of persons who completed the COVID-19 vaccine series



COVID-19: Hamilton County vaccine summary

Vaccination data through Jun 2, 2021 as of Jun 3, 2021 at 12:05 AM

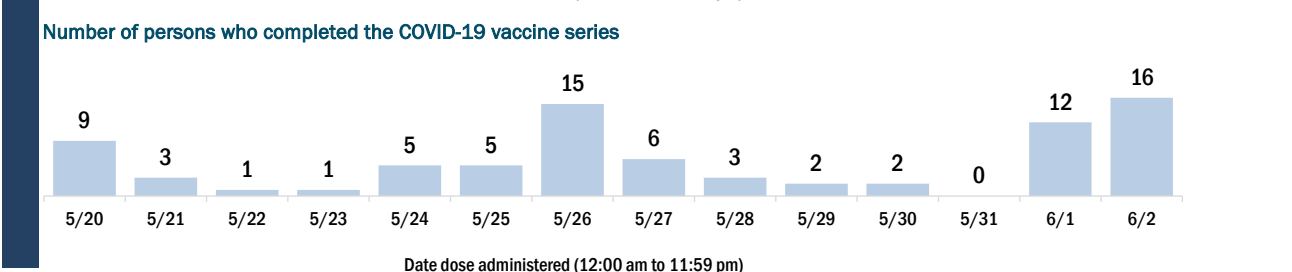
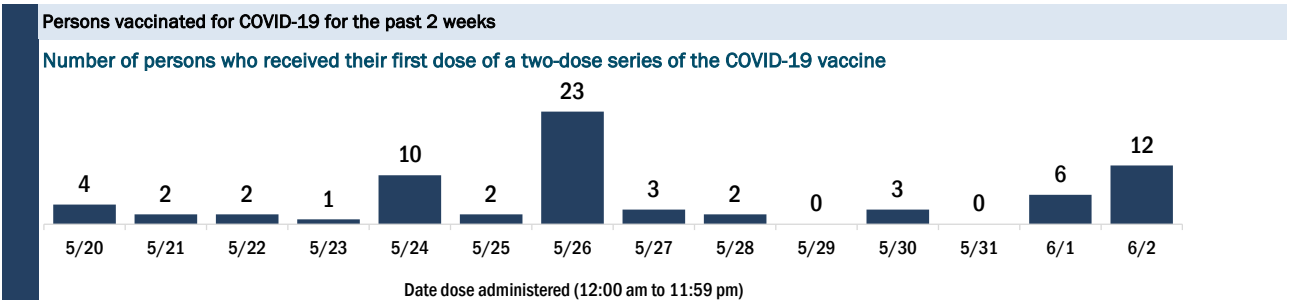
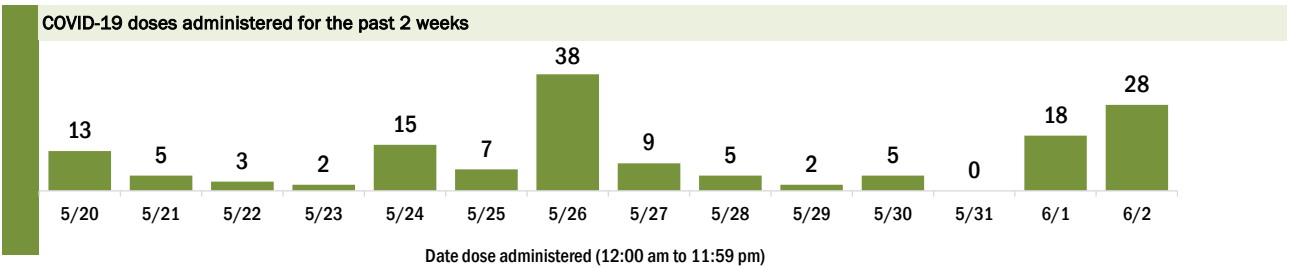
Data in this report are provisional and subject to change.

Data in this summary pertain to COVID-19 vaccines approved by the U.S. Food and Drug Administration and have been issued an Emergency Use Authorization (Janssen COVID-19 Vaccine, Moderna COVID-19 Vaccine and Pfizer-BioNTech COVID-19 Vaccine). These data summarize the number of people who have received either their first dose or have completed the series for a COVID-19 vaccine. **A person can only be counted in one category, first dose or series complete.** For persons receiving Moderna or Pfizer vaccines, once they receive their second dose, they are moved from the first dose column to the series completed column. **Because of this, the total first dose category may show a change from report to report not matching the total receiving their first dose from the previous day.** Persons receiving Johnson & Johnson vaccines will always be counted in the series completed column.

COVID-19 doses for vaccinated persons in Florida	
Doses administered	6,179
People receiving one dose of a 1-dose series (Johnson & Johnson) or receiving only one dose of a 2-dose series (Moderna, Pfizer) count once. Persons receiving both doses of a 2-dose series count twice.	

Current status of persons vaccinated for COVID-19 in Florida	
Total people vaccinated	3,405
First dose	391
Series completed	3,014
Completed 1-dose series	240
Completed 2-dose series	2,774
First dose: current number of people who have only received their first dose of the Moderna or Pfizer vaccine.	
Series complete: current number of people who have received both Moderna or Pfizer vaccine doses or one Johnson & Johnson dose and are considered fully immunized.	

Demographic summary	First dose	Series complete	Total people vaccinated
Age group	391	3,014	3,405
12-14 years	8	0	8
15-24 years	42	70	112
25-34 years	54	169	223
35-44 years	74	235	309
45-54 years	68	357	425
55-64 years	77	680	757
65-74 years	42	932	974
75-84 years	15	445	460
85+ years	11	126	137
Race	391	3,014	3,405
White	183	1,724	1,907
Black	155	836	991
American Indian/Alaskan	2	7	9
Other	31	212	243
Unknown	20	235	255
Other race includes Asian, native Hawaiian/Pacific Islander, or other.			
Ethnicity	391	3,014	3,405
Hispanic	25	122	147
Non-Hispanic	257	1,954	2,211
Unknown	109	938	1,047
Gender	391	3,014	3,405
Female	146	1,495	1,641
Male	245	1,519	1,764
Unknown	0	0	0



COVID-19: Hardee County vaccine summary

Vaccination data through Jun 2, 2021 as of Jun 3, 2021 at 12:05 AM

Data in this report are provisional and subject to change.

Data in this summary pertain to COVID-19 vaccines approved by the U.S. Food and Drug Administration and have been issued an Emergency Use Authorization (Janssen COVID-19 Vaccine, Moderna COVID-19 Vaccine and Pfizer-BioNTech COVID-19 Vaccine). These data summarize the number of people who have received either their first dose or have completed the series for a COVID-19 vaccine. **A person can only be counted in one category, first dose or series complete.** For persons receiving Moderna or Pfizer vaccines, once they receive their second dose, they are moved from the first dose column to the series completed column. **Because of this, the total first dose category may show a change from report to report not matching the total receiving their first dose from the previous day.** Persons receiving Johnson & Johnson vaccines will always be counted in the series completed column.

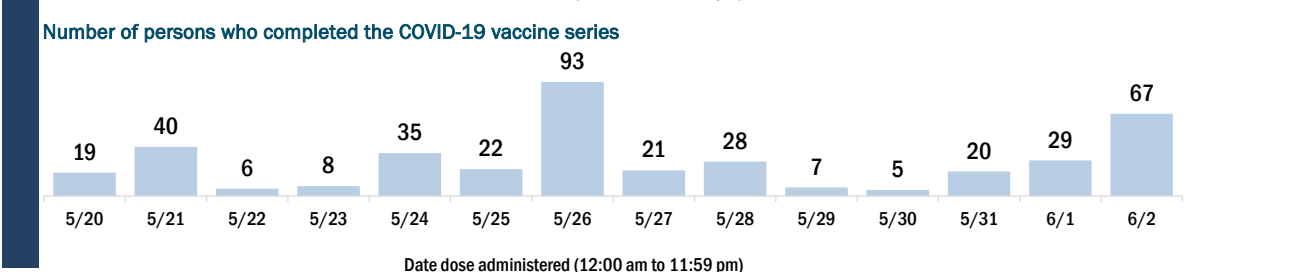
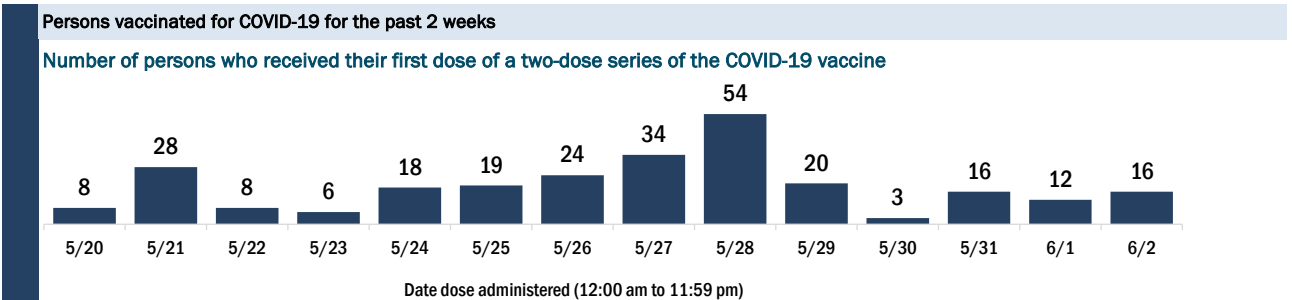
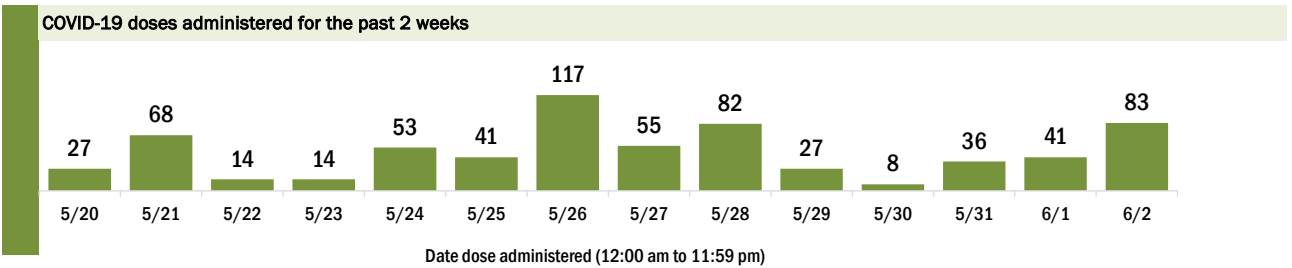
COVID-19 doses for vaccinated persons in Florida	
Doses administered	13,010

People receiving one dose of a 1-dose series (Johnson & Johnson) or receiving only one dose of a 2-dose series (Moderna, Pfizer) count once. Persons receiving both doses of a 2-dose series count twice.

Current status of persons vaccinated for COVID-19 in Florida	
Total people vaccinated	7,570
First dose	1,632
Series completed	5,938
Completed 1-dose series	498
Completed 2-dose series	5,440

First dose: current number of people who have only received their first dose of the Moderna or Pfizer vaccine.
Series complete: current number of people who have received both Moderna or Pfizer vaccine doses or one Johnson & Johnson dose and are considered fully immunized.

Demographic summary	First dose	Series complete	Total people vaccinated
Age group	1,632	5,938	7,570
12-14 years	40	0	40
15-24 years	131	307	438
25-34 years	208	464	672
35-44 years	288	493	781
45-54 years	324	729	1,053
55-64 years	324	1,063	1,387
65-74 years	208	1,576	1,784
75-84 years	87	1,020	1,107
85+ years	22	286	308
Race	1,632	5,938	7,570
White	1,016	4,775	5,791
Black	322	247	569
American Indian/Alaskan	2	32	34
Other	232	622	854
Unknown	60	262	322
Other race includes Asian, native Hawaiian/Pacific Islander, or other.			
Ethnicity	1,632	5,938	7,570
Hispanic	371	1,527	1,898
Non-Hispanic	920	3,713	4,633
Unknown	341	698	1,039
Gender	1,632	5,938	7,570
Female	544	3,000	3,544
Male	1,087	2,936	4,023
Unknown	1	2	3



COVID-19: Hendry County vaccine summary

Vaccination data through Jun 2, 2021 as of Jun 3, 2021 at 12:05 AM

Data in this report are provisional and subject to change.

Data in this summary pertain to COVID-19 vaccines approved by the U.S. Food and Drug Administration and have been issued an Emergency Use Authorization (Janssen COVID-19 Vaccine, Moderna COVID-19 Vaccine and Pfizer-BioNTech COVID-19 Vaccine). These data summarize the number of people who have received either their first dose or have completed the series for a COVID-19 vaccine. **A person can only be counted in one category, first dose or series complete.** For persons receiving Moderna or Pfizer vaccines, once they receive their second dose, they are moved from the first dose column to the series completed column. **Because of this, the total first dose category may show a change from report to report not matching the total receiving their first dose from the previous day.** Persons receiving Johnson & Johnson vaccines will always be counted in the series completed column.

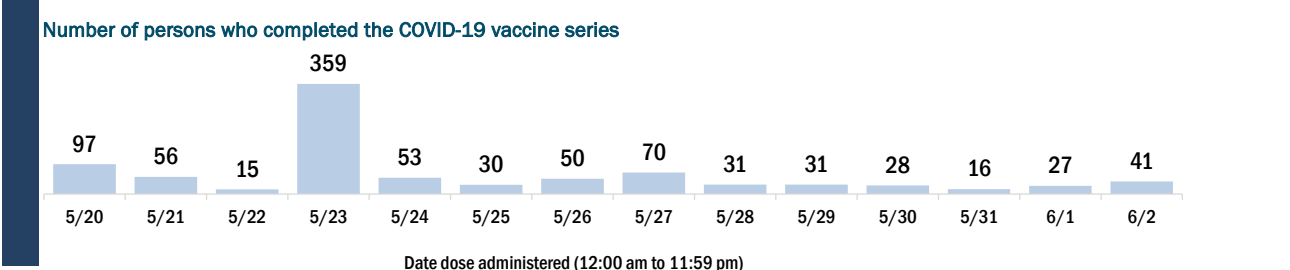
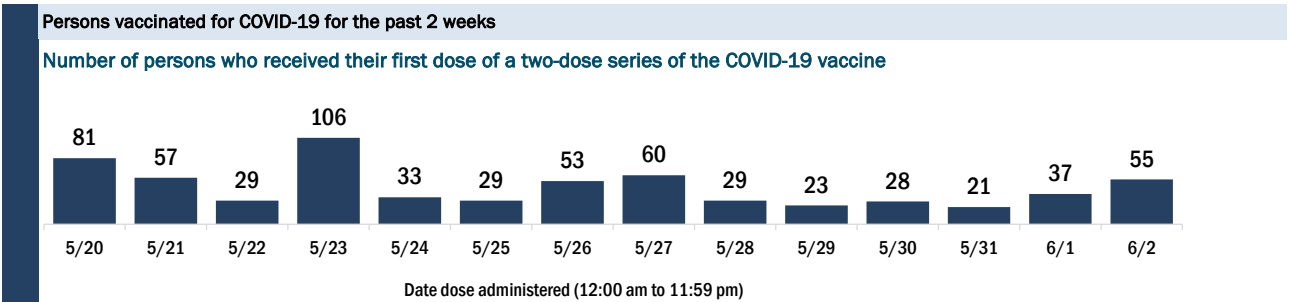
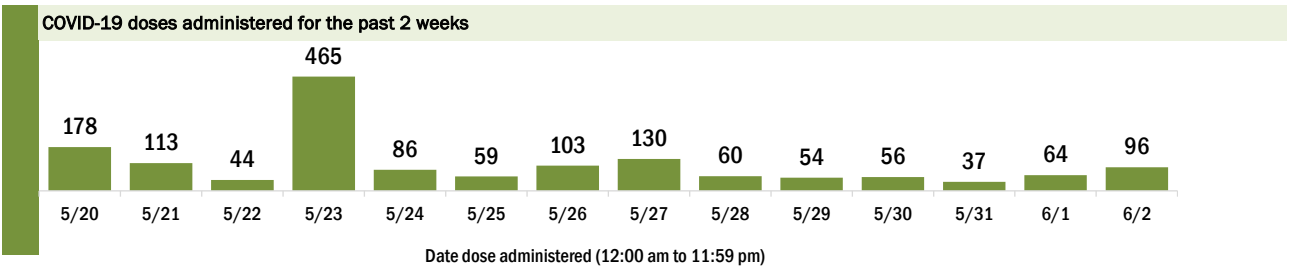
COVID-19 doses for vaccinated persons in Florida	
Doses administered	21,781

People receiving one dose of a 1-dose series (Johnson & Johnson) or receiving only one dose of a 2-dose series (Moderna, Pfizer) count once. Persons receiving both doses of a 2-dose series count twice.

Current status of persons vaccinated for COVID-19 in Florida	
Total people vaccinated	12,886
First dose	2,431
Series completed	10,455
Completed 1-dose series	1,560
Completed 2-dose series	8,895

First dose: current number of people who have only received their first dose of the Moderna or Pfizer vaccine.
Series complete: current number of people who have received both Moderna or Pfizer vaccine doses or one Johnson & Johnson dose and are considered fully immunized.

Demographic summary	First dose	Series complete	Total people vaccinated
Age group	2,431	10,455	12,886
12-14 years	65	0	65
15-24 years	378	771	1,149
25-34 years	364	1,184	1,548
35-44 years	391	1,181	1,572
45-54 years	417	1,609	2,026
55-64 years	442	2,135	2,577
65-74 years	203	2,177	2,380
75-84 years	119	1,086	1,205
85+ years	52	312	364
Race	2,431	10,455	12,886
White	1,592	7,255	8,847
Black	149	688	837
American Indian/Alaskan	3	24	27
Other	462	1,589	2,051
Unknown	225	899	1,124
Other race includes Asian, native Hawaiian/Pacific Islander, or other.			
Ethnicity	2,431	10,455	12,886
Hispanic	1,222	4,311	5,533
Non-Hispanic	603	3,461	4,064
Unknown	606	2,683	3,289
Gender	2,431	10,455	12,886
Female	1,155	4,760	5,915
Male	1,272	5,692	6,964
Unknown	4	3	7



COVID-19: Hernando County vaccine summary

Vaccination data through Jun 2, 2021 as of Jun 3, 2021 at 12:05 AM

Data in this report are provisional and subject to change.

Data in this summary pertain to COVID-19 vaccines approved by the U.S. Food and Drug Administration and have been issued an Emergency Use Authorization (Janssen COVID-19 Vaccine, Moderna COVID-19 Vaccine and Pfizer-BioNTech COVID-19 Vaccine). These data summarize the number of people who have received either their first dose or have completed the series for a COVID-19 vaccine. **A person can only be counted in one category, first dose or series complete.** For persons receiving Moderna or Pfizer vaccines, once they receive their second dose, they are moved from the first dose column to the series completed column. **Because of this, the total first dose category may show a change from report to report not matching the total receiving their first dose from the previous day.** Persons receiving Johnson & Johnson vaccines will always be counted in the series completed column.

COVID-19 doses for vaccinated persons in Florida

Doses administered 135,611

People receiving one dose of a 1-dose series (Johnson & Johnson) or receiving only one dose of a 2-dose series (Moderna, Pfizer) count once. Persons receiving both doses of a 2-dose series count twice.

Current status of persons vaccinated for COVID-19 in Florida

Total people vaccinated 77,520

First dose 12,988

Series completed 64,532

Completed 1-dose series 6,441

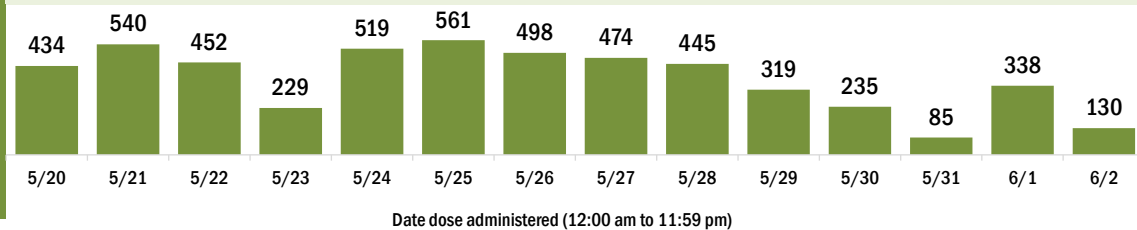
Completed 2-dose series 58,091

First dose: current number of people who have only received their first dose of the Moderna or Pfizer vaccine.

Series complete: current number of people who have received both Moderna or Pfizer vaccine doses or one Johnson & Johnson dose and are considered fully immunized.

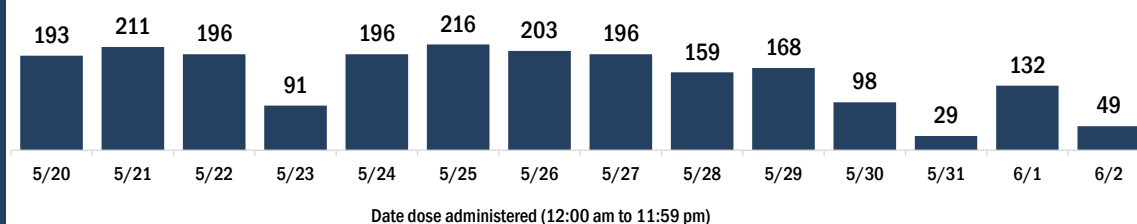
Demographic summary	First dose	Series complete	Total people vaccinated
Age group	12,988	64,532	77,520
12-14 years	389	1	390
15-24 years	1,331	2,275	3,606
25-34 years	1,122	3,015	4,137
35-44 years	1,376	4,284	5,660
45-54 years	1,736	7,149	8,885
55-64 years	2,413	12,729	15,142
65-74 years	2,373	19,062	21,435
75-84 years	1,584	12,188	13,772
85+ years	664	3,829	4,493
Race	12,988	64,532	77,520
White	8,777	46,115	54,892
Black	474	1,808	2,282
American Indian/Alaskan	77	209	286
Other	1,336	4,733	6,069
Unknown	2,324	11,667	13,991
Other race includes Asian, native Hawaiian/Pacific Islander, or other.			
Ethnicity	12,988	64,532	77,520
Hispanic	1,378	4,043	5,421
Non-Hispanic	6,557	35,845	42,402
Unknown	5,053	24,644	29,697
Gender	12,988	64,532	77,520
Female	7,090	36,689	43,779
Male	5,887	27,806	33,693
Unknown	11	37	48

COVID-19 doses administered for the past 2 weeks

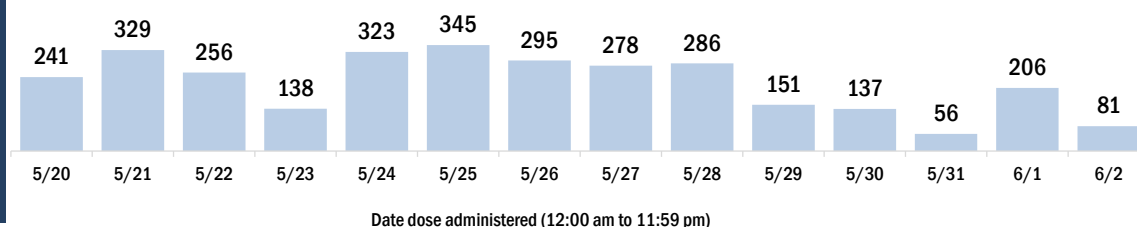


Persons vaccinated for COVID-19 for the past 2 weeks

Number of persons who received their first dose of a two-dose series of the COVID-19 vaccine



Number of persons who completed the COVID-19 vaccine series



COVID-19: Highlands County vaccine summary

Vaccination data through Jun 2, 2021 as of Jun 3, 2021 at 12:05 AM

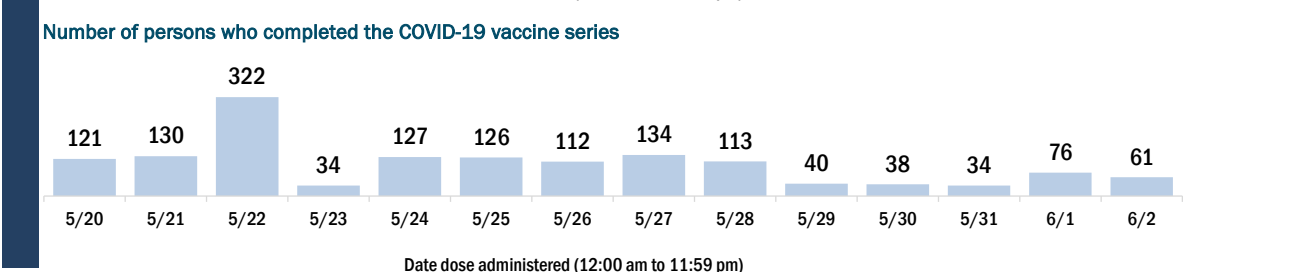
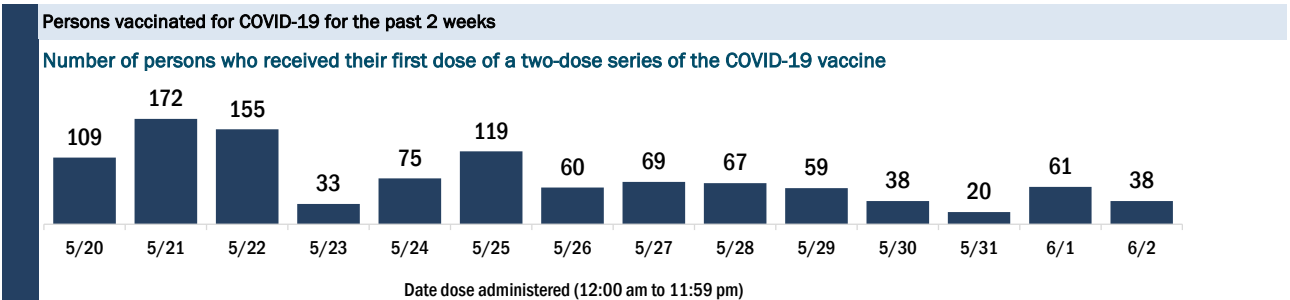
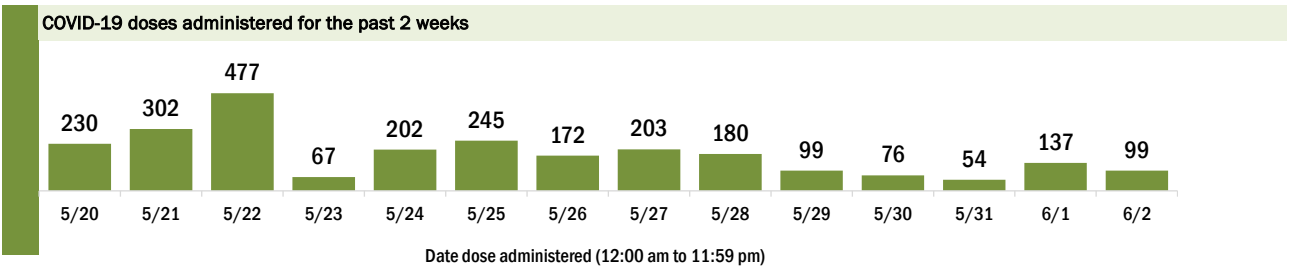
Data in this report are provisional and subject to change.

Data in this summary pertain to COVID-19 vaccines approved by the U.S. Food and Drug Administration and have been issued an Emergency Use Authorization (Janssen COVID-19 Vaccine, Moderna COVID-19 Vaccine and Pfizer-BioNTech COVID-19 Vaccine). These data summarize the number of people who have received either their first dose or have completed the series for a COVID-19 vaccine. **A person can only be counted in one category, first dose or series complete.** For persons receiving Moderna or Pfizer vaccines, once they receive their second dose, they are moved from the first dose column to the series completed column. **Because of this, the total first dose category may show a change from report to report not matching the total receiving their first dose from the previous day.** Persons receiving Johnson & Johnson vaccines will always be counted in the series completed column.

COVID-19 doses for vaccinated persons in Florida	
Doses administered	79,318
People receiving one dose of a 1-dose series (Johnson & Johnson) or receiving only one dose of a 2-dose series (Moderna, Pfizer) count once. Persons receiving both doses of a 2-dose series count twice.	

Current status of persons vaccinated for COVID-19 in Florida	
Total people vaccinated	46,304
First dose	11,539
Series completed	34,765
Completed 1-dose series	1,751
Completed 2-dose series	33,014
First dose: current number of people who have only received their first dose of the Moderna or Pfizer vaccine.	
Series complete: current number of people who have received both Moderna or Pfizer vaccine doses or one Johnson & Johnson dose and are considered fully immunized.	

Demographic summary	First dose	Series complete	Total people vaccinated
Age group	11,539	34,765	46,304
12-14 years	122	0	122
15-24 years	517	856	1,373
25-34 years	500	1,278	1,778
35-44 years	743	1,544	2,287
45-54 years	1,001	2,610	3,611
55-64 years	1,833	5,940	7,773
65-74 years	3,340	11,364	14,704
75-84 years	2,637	8,710	11,347
85+ years	846	2,463	3,309
Race	11,539	34,765	46,304
White	8,692	27,792	36,484
Black	586	1,348	1,934
American Indian/Alaskan	116	256	372
Other	914	2,414	3,328
Unknown	1,231	2,955	4,186
Other race includes Asian, native Hawaiian/Pacific Islander, or other.			
Ethnicity	11,539	34,765	46,304
Hispanic	1,610	3,305	4,915
Non-Hispanic	6,788	24,441	31,229
Unknown	3,141	7,019	10,160
Gender	11,539	34,765	46,304
Female	5,988	18,751	24,739
Male	5,533	15,996	21,529
Unknown	18	18	36



COVID-19: Hillsborough County vaccine summary

Vaccination data through Jun 2, 2021 as of Jun 3, 2021 at 12:05 AM

Data in this report are provisional and subject to change.

Data in this summary pertain to COVID-19 vaccines approved by the U.S. Food and Drug Administration and have been issued an Emergency Use Authorization (Janssen COVID-19 Vaccine, Moderna COVID-19 Vaccine and Pfizer-BioNTech COVID-19 Vaccine). These data summarize the number of people who have received either their first dose or have completed the series for a COVID-19 vaccine. **A person can only be counted in one category, first dose or series complete.** For persons receiving Moderna or Pfizer vaccines, once they receive their second dose, they are moved from the first dose column to the series completed column. **Because of this, the total first dose category may show a change from report to report not matching the total receiving their first dose from the previous day.** Persons receiving Johnson & Johnson vaccines will always be counted in the series completed column.

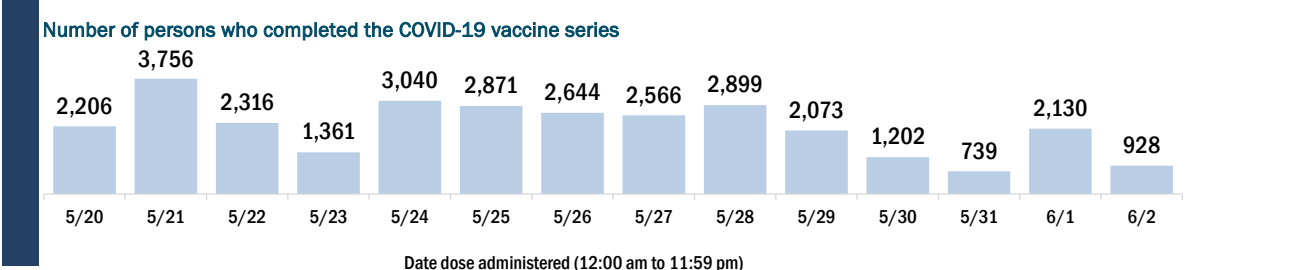
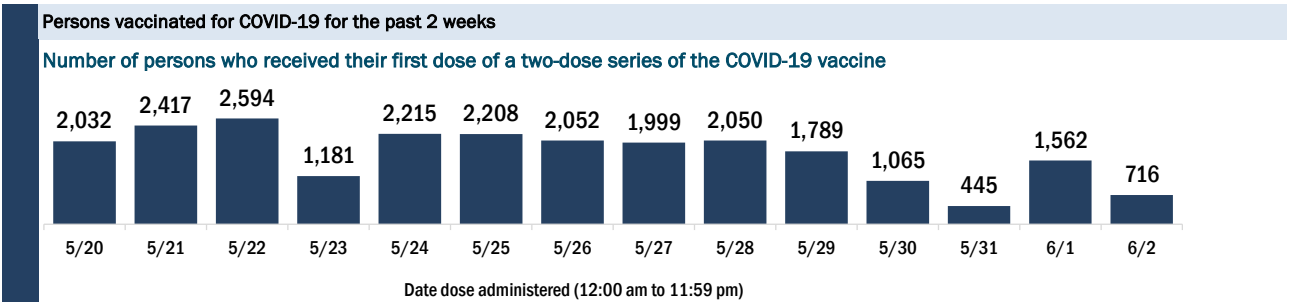
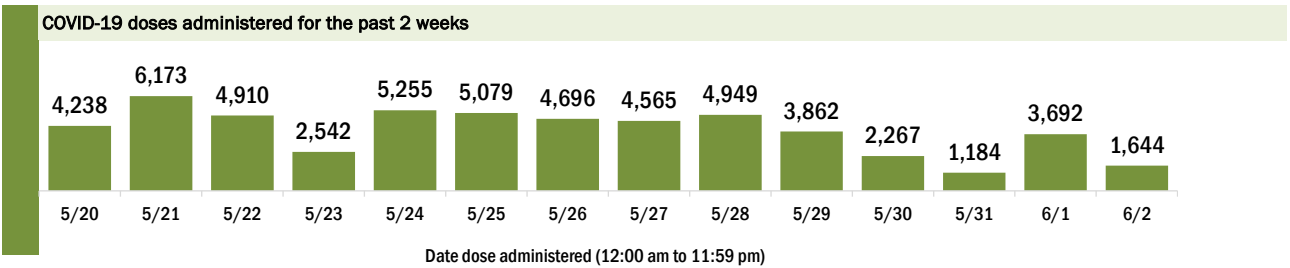
COVID-19 doses for vaccinated persons in Florida	
Doses administered	1,058,826

People receiving one dose of a 1-dose series (Johnson & Johnson) or receiving only one dose of a 2-dose series (Moderna, Pfizer) count once. Persons receiving both doses of a 2-dose series count twice.

Current status of persons vaccinated for COVID-19 in Florida	
Total people vaccinated	634,029
First dose	146,361
Series completed	487,668
Completed 1-dose series	62,871
Completed 2-dose series	424,797

First dose: current number of people who have only received their first dose of the Moderna or Pfizer vaccine.
Series complete: current number of people who have received both Moderna or Pfizer vaccine doses or one Johnson & Johnson dose and are considered fully immunized.

Demographic summary	First dose	Series complete	Total people vaccinated
Age group	146,361	487,668	634,029
12-14 years	7,211	61	7,272
15-24 years	18,491	41,594	60,085
25-34 years	17,861	61,263	79,124
35-44 years	18,303	72,980	91,283
45-54 years	18,006	85,389	103,395
55-64 years	18,466	97,864	116,330
65-74 years	28,395	77,151	105,546
75-84 years	14,766	37,914	52,680
85+ years	4,862	13,452	18,314
Race	146,361	487,668	634,029
White	89,279	309,741	399,020
Black	12,161	33,919	46,080
American Indian/Alaskan	798	1,369	2,167
Other	22,596	69,419	92,015
Unknown	21,527	73,220	94,747
Other race includes Asian, native Hawaiian/Pacific Islander, or other.			
Ethnicity	146,361	487,668	634,029
Hispanic	28,336	58,436	86,772
Non-Hispanic	70,502	270,053	340,555
Unknown	47,523	159,179	206,702
Gender	146,361	487,668	634,029
Female	77,295	267,136	344,431
Male	68,834	220,208	289,042
Unknown	232	324	556



COVID-19: Holmes County vaccine summary

Vaccination data through Jun 2, 2021 as of Jun 3, 2021 at 12:05 AM

Data in this report are provisional and subject to change.

Data in this summary pertain to COVID-19 vaccines approved by the U.S. Food and Drug Administration and have been issued an Emergency Use Authorization (Janssen COVID-19 Vaccine, Moderna COVID-19 Vaccine and Pfizer-BioNTech COVID-19 Vaccine). These data summarize the number of people who have received either their first dose or have completed the series for a COVID-19 vaccine. **A person can only be counted in one category, first dose or series complete.** For persons receiving Moderna or Pfizer vaccines, once they receive their second dose, they are moved from the first dose column to the series completed column. **Because of this, the total first dose category may show a change from report to report not matching the total receiving their first dose from the previous day.** Persons receiving Johnson & Johnson vaccines will always be counted in the series completed column.

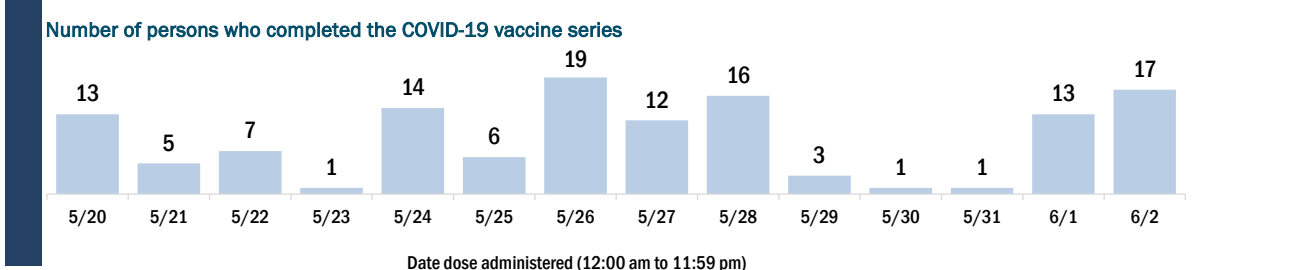
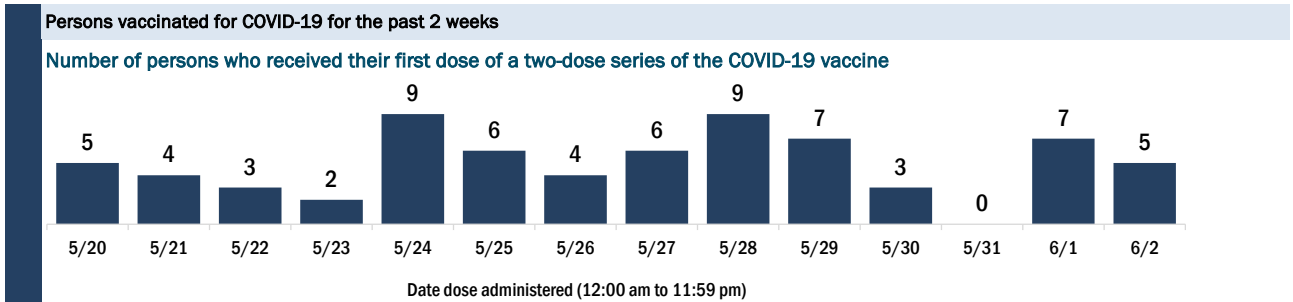
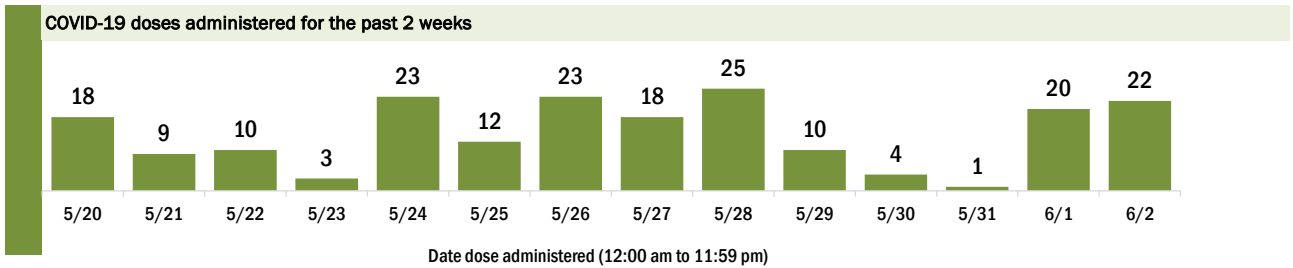
COVID-19 doses for vaccinated persons in Florida	
Doses administered	7,392

People receiving one dose of a 1-dose series (Johnson & Johnson) or receiving only one dose of a 2-dose series (Moderna, Pfizer) count once. Persons receiving both doses of a 2-dose series count twice.

Current status of persons vaccinated for COVID-19 in Florida	
Total people vaccinated	4,130
First dose	524
Series completed	3,606
Completed 1-dose series	344
Completed 2-dose series	3,262

First dose: current number of people who have only received their first dose of the Moderna or Pfizer vaccine.
Series complete: current number of people who have received both Moderna or Pfizer vaccine doses or one Johnson & Johnson dose and are considered fully immunized.

Demographic summary	First dose	Series complete	Total people vaccinated
Age group	524	3,606	4,130
12-14 years	5	0	5
15-24 years	33	94	127
25-34 years	59	188	247
35-44 years	83	264	347
45-54 years	77	405	482
55-64 years	106	755	861
65-74 years	86	1,040	1,126
75-84 years	53	679	732
85+ years	22	181	203
Race	524	3,606	4,130
White	384	3,042	3,426
Black	71	214	285
American Indian/Alaskan	2	37	39
Other	37	206	243
Unknown	30	107	137
Other race includes Asian, native Hawaiian/Pacific Islander, or other.			
Ethnicity	524	3,606	4,130
Hispanic	13	75	88
Non-Hispanic	392	3,036	3,428
Unknown	119	495	614
Gender	524	3,606	4,130
Female	237	1,792	2,029
Male	287	1,814	2,101
Unknown	0	0	0



COVID-19: Indian River County vaccine summary

Vaccination data through Jun 2, 2021 as of Jun 3, 2021 at 12:05 AM

Data in this report are provisional and subject to change.

Data in this summary pertain to COVID-19 vaccines approved by the U.S. Food and Drug Administration and have been issued an Emergency Use Authorization (Janssen COVID-19 Vaccine, Moderna COVID-19 Vaccine and Pfizer-BioNTech COVID-19 Vaccine). These data summarize the number of people who have received either their first dose or have completed the series for a COVID-19 vaccine. **A person can only be counted in one category, first dose or series complete.** For persons receiving Moderna or Pfizer vaccines, once they receive their second dose, they are moved from the first dose column to the series completed column. **Because of this, the total first dose category may show a change from report to report not matching the total receiving their first dose from the previous day.** Persons receiving Johnson & Johnson vaccines will always be counted in the series completed column.

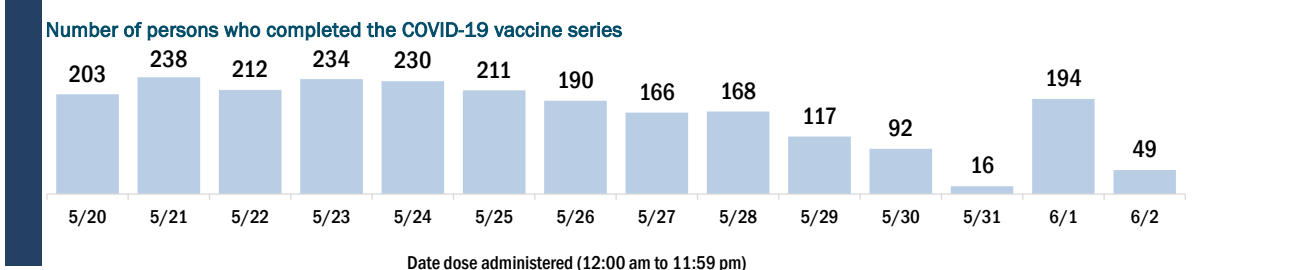
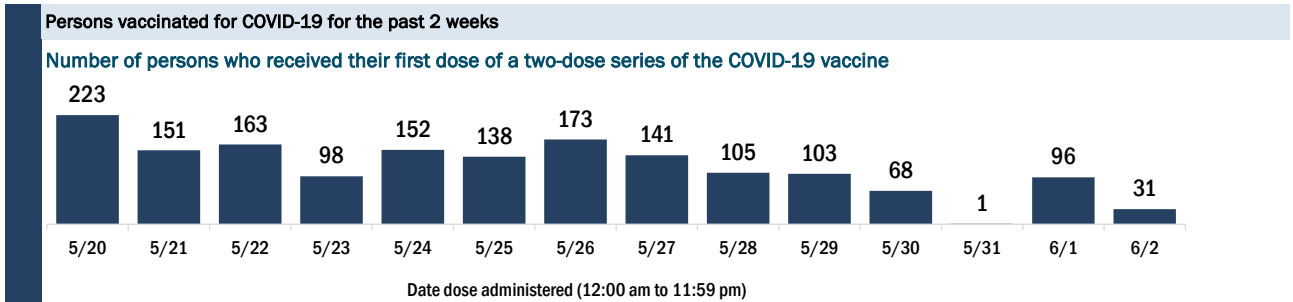
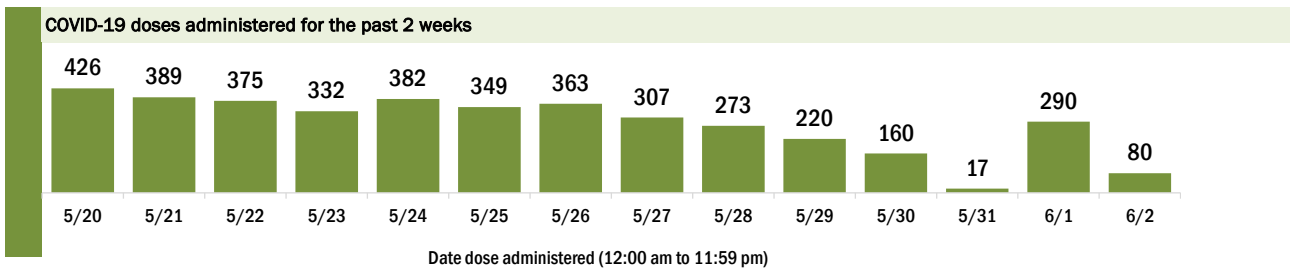
COVID-19 doses for vaccinated persons in Florida	
Doses administered	156,505

People receiving one dose of a 1-dose series (Johnson & Johnson) or receiving only one dose of a 2-dose series (Moderna, Pfizer) count once. Persons receiving both doses of a 2-dose series count twice.

Current status of persons vaccinated for COVID-19 in Florida	
Total people vaccinated	89,415
First dose	18,989
Series completed	70,426
Completed 1-dose series	3,336
Completed 2-dose series	67,090

First dose: current number of people who have only received their first dose of the Moderna or Pfizer vaccine.
Series complete: current number of people who have received both Moderna or Pfizer vaccine doses or one Johnson & Johnson dose and are considered fully immunized.

Demographic summary	First dose	Series complete	Total people vaccinated
Age group	18,989	70,426	89,415
12-14 years	341	0	341
15-24 years	1,278	2,202	3,480
25-34 years	1,301	2,926	4,227
35-44 years	1,431	3,890	5,321
45-54 years	1,974	6,451	8,425
55-64 years	3,539	13,602	17,141
65-74 years	4,229	22,484	26,713
75-84 years	3,355	14,088	17,443
85+ years	1,541	4,783	6,324
Race	18,989	70,426	89,415
White	13,431	51,000	64,431
Black	1,100	2,297	3,397
American Indian/Alaskan	138	342	480
Other	1,566	5,378	6,944
Unknown	2,754	11,409	14,163
Other race includes Asian, native Hawaiian/Pacific Islander, or other.			
Ethnicity	18,989	70,426	89,415
Hispanic	1,991	3,644	5,635
Non-Hispanic	9,111	42,025	51,136
Unknown	7,887	24,757	32,644
Gender	18,989	70,426	89,415
Female	10,047	38,928	48,975
Male	8,730	31,458	40,188
Unknown	212	40	252



COVID-19: Jackson County vaccine summary

Vaccination data through Jun 2, 2021 as of Jun 3, 2021 at 12:05 AM

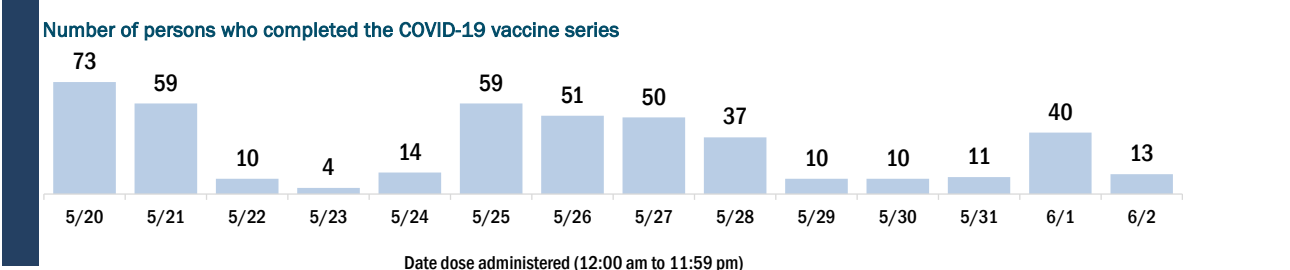
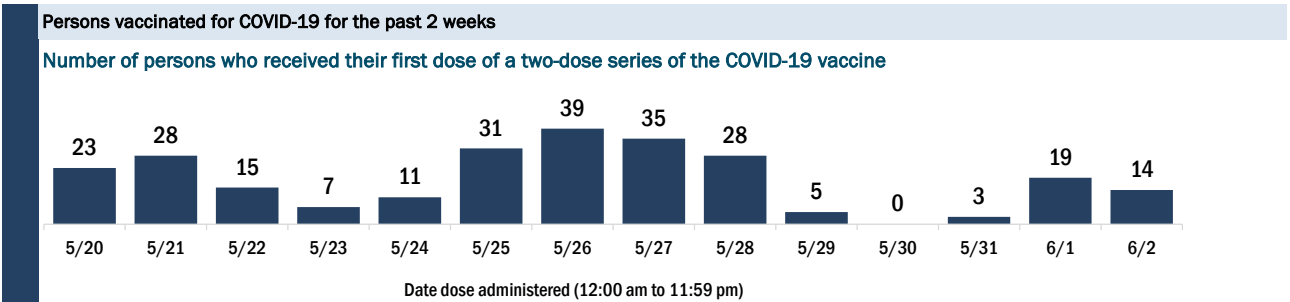
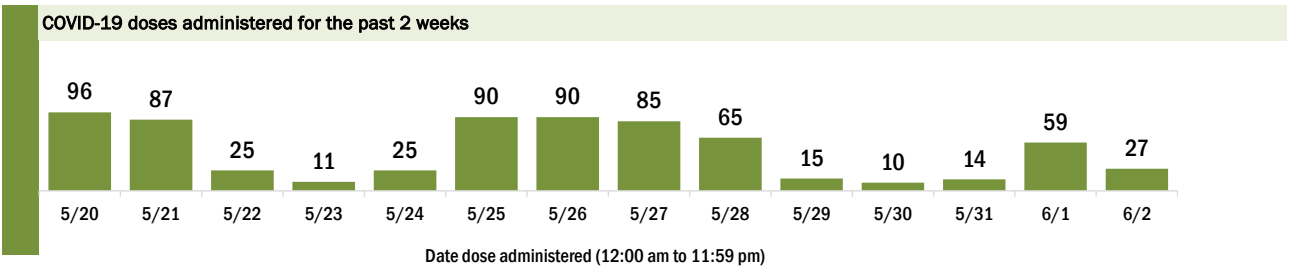
Data in this report are provisional and subject to change.

Data in this summary pertain to COVID-19 vaccines approved by the U.S. Food and Drug Administration and have been issued an Emergency Use Authorization (Janssen COVID-19 Vaccine, Moderna COVID-19 Vaccine and Pfizer-BioNTech COVID-19 Vaccine). These data summarize the number of people who have received either their first dose or have completed the series for a COVID-19 vaccine. **A person can only be counted in one category, first dose or series complete.** For persons receiving Moderna or Pfizer vaccines, once they receive their second dose, they are moved from the first dose column to the series completed column. **Because of this, the total first dose category may show a change from report to report not matching the total receiving their first dose from the previous day.** Persons receiving Johnson & Johnson vaccines will always be counted in the series completed column.

COVID-19 doses for vaccinated persons in Florida	
Doses administered	25,117
People receiving one dose of a 1-dose series (Johnson & Johnson) or receiving only one dose of a 2-dose series (Moderna, Pfizer) count once. Persons receiving both doses of a 2-dose series count twice.	

Current status of persons vaccinated for COVID-19 in Florida	
Total people vaccinated	14,173
First dose	2,170
Series completed	12,003
Completed 1-dose series	1,059
Completed 2-dose series	10,944
First dose: current number of people who have only received their first dose of the Moderna or Pfizer vaccine.	
Series complete: current number of people who have received both Moderna or Pfizer vaccine doses or one Johnson & Johnson dose and are considered fully immunized.	

Demographic summary	First dose	Series complete	Total people vaccinated
Age group	2,170	12,003	14,173
12-14 years	21	0	21
15-24 years	136	307	443
25-34 years	223	719	942
35-44 years	276	1,096	1,372
45-54 years	331	1,631	1,962
55-64 years	353	2,634	2,987
65-74 years	407	3,202	3,609
75-84 years	312	1,806	2,118
85+ years	111	608	719
Race	2,170	12,003	14,173
White	1,277	8,044	9,321
Black	506	2,799	3,305
American Indian/Alaskan	13	59	72
Other	108	532	640
Unknown	266	569	835
Other race includes Asian, native Hawaiian/Pacific Islander, or other.			
Ethnicity	2,170	12,003	14,173
Hispanic	80	343	423
Non-Hispanic	1,183	8,721	9,904
Unknown	907	2,939	3,846
Gender	2,170	12,003	14,173
Female	1,009	5,987	6,996
Male	1,160	6,016	7,176
Unknown	1	0	1



COVID-19: Jefferson County vaccine summary

Vaccination data through Jun 2, 2021 as of Jun 3, 2021 at 12:05 AM

Data in this report are provisional and subject to change.

Data in this summary pertain to COVID-19 vaccines approved by the U.S. Food and Drug Administration and have been issued an Emergency Use Authorization (Janssen COVID-19 Vaccine, Moderna COVID-19 Vaccine and Pfizer-BioNTech COVID-19 Vaccine). These data summarize the number of people who have received either their first dose or have completed the series for a COVID-19 vaccine. **A person can only be counted in one category, first dose or series complete.** For persons receiving Moderna or Pfizer vaccines, once they receive their second dose, they are moved from the first dose column to the series completed column. **Because of this, the total first dose category may show a change from report to report not matching the total receiving their first dose from the previous day.** Persons receiving Johnson & Johnson vaccines will always be counted in the series completed column.

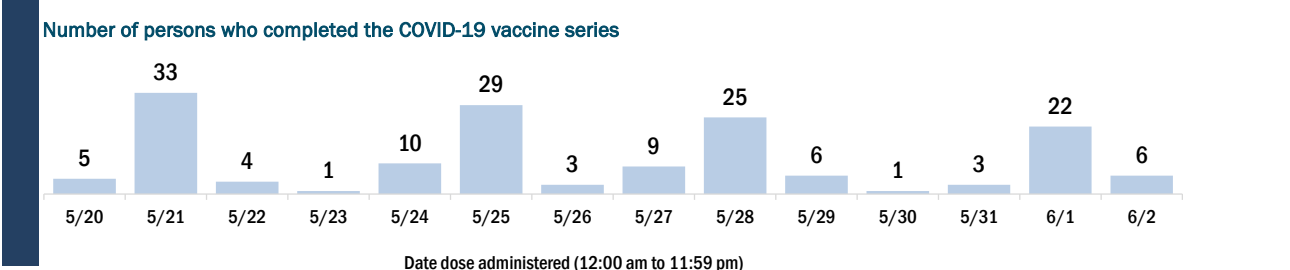
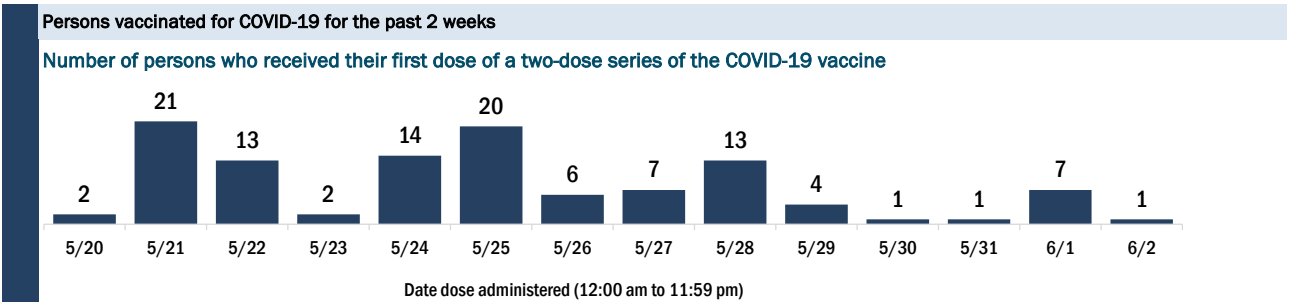
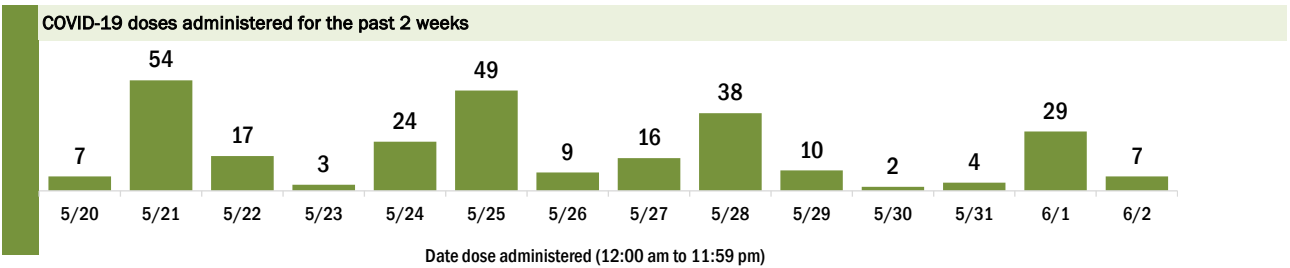
COVID-19 doses for vaccinated persons in Florida	
Doses administered	10,179

People receiving one dose of a 1-dose series (Johnson & Johnson) or receiving only one dose of a 2-dose series (Moderna, Pfizer) count once. Persons receiving both doses of a 2-dose series count twice.

Current status of persons vaccinated for COVID-19 in Florida	
Total people vaccinated	5,588
First dose	639
Series completed	4,949
Completed 1-dose series	358
Completed 2-dose series	4,591

First dose: current number of people who have only received their first dose of the Moderna or Pfizer vaccine.
Series complete: current number of people who have received both Moderna or Pfizer vaccine doses or one Johnson & Johnson dose and are considered fully immunized.

Demographic summary	First dose	Series complete	Total people vaccinated
Age group	639	4,949	5,588
12-14 years	20	0	20
15-24 years	68	149	217
25-34 years	67	221	288
35-44 years	96	366	462
45-54 years	99	677	776
55-64 years	141	1,223	1,364
65-74 years	87	1,426	1,513
75-84 years	45	694	739
85+ years	16	193	209
Race	639	4,949	5,588
White	310	2,846	3,156
Black	208	1,209	1,417
American Indian/Alaskan	4	7	11
Other	60	591	651
Unknown	57	296	353
Other race includes Asian, native Hawaiian/Pacific Islander, or other.			
Ethnicity	639	4,949	5,588
Hispanic	17	117	134
Non-Hispanic	487	3,571	4,058
Unknown	135	1,261	1,396
Gender	639	4,949	5,588
Female	339	2,649	2,988
Male	300	2,300	2,600
Unknown	0	0	0



COVID-19: Lafayette County vaccine summary

Vaccination data through Jun 2, 2021 as of Jun 3, 2021 at 12:05 AM

Data in this report are provisional and subject to change.

Data in this summary pertain to COVID-19 vaccines approved by the U.S. Food and Drug Administration and have been issued an Emergency Use Authorization (Janssen COVID-19 Vaccine, Moderna COVID-19 Vaccine and Pfizer-BioNTech COVID-19 Vaccine). These data summarize the number of people who have received either their first dose or have completed the series for a COVID-19 vaccine. **A person can only be counted in one category, first dose or series complete.** For persons receiving Moderna or Pfizer vaccines, once they receive their second dose, they are moved from the first dose column to the series completed column. **Because of this, the total first dose category may show a change from report to report not matching the total receiving their first dose from the previous day.** Persons receiving Johnson & Johnson vaccines will always be counted in the series completed column.

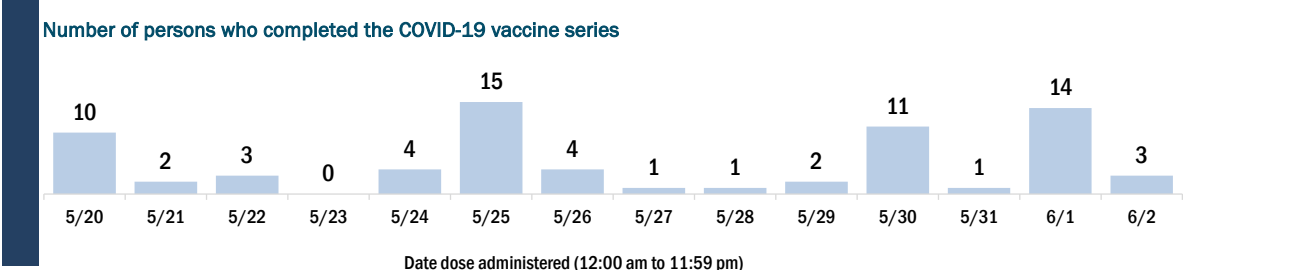
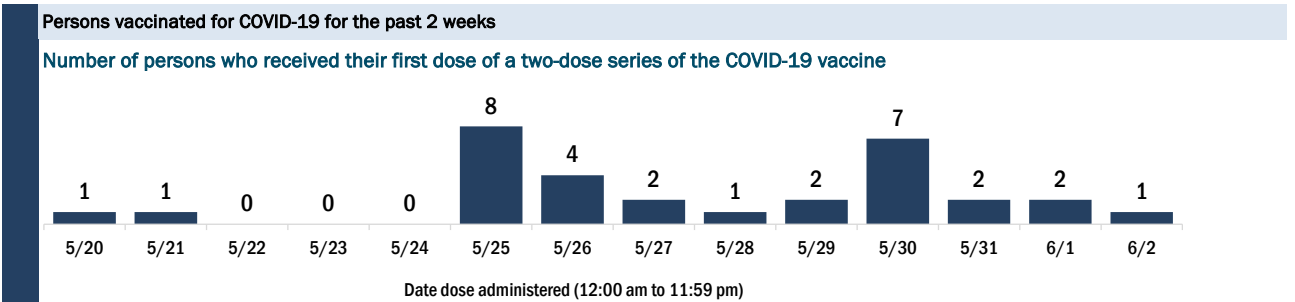
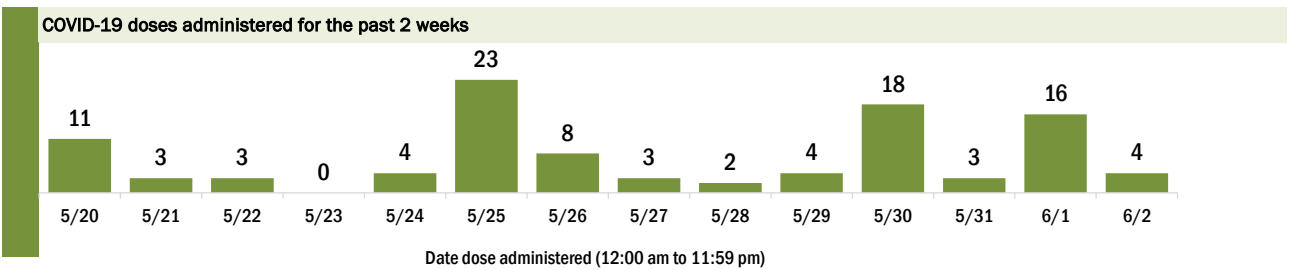
COVID-19 doses for vaccinated persons in Florida	
Doses administered	4,456

People receiving one dose of a 1-dose series (Johnson & Johnson) or receiving only one dose of a 2-dose series (Moderna, Pfizer) count once. Persons receiving both doses of a 2-dose series count twice.

Current status of persons vaccinated for COVID-19 in Florida	
Total people vaccinated	2,470
First dose	365
Series completed	2,105
Completed 1-dose series	119
Completed 2-dose series	1,986

First dose: current number of people who have only received their first dose of the Moderna or Pfizer vaccine.
Series complete: current number of people who have received both Moderna or Pfizer vaccine doses or one Johnson & Johnson dose and are considered fully immunized.

Demographic summary	First dose	Series complete	Total people vaccinated
Age group	365	2,105	2,470
12-14 years	3	0	3
15-24 years	16	41	57
25-34 years	29	106	135
35-44 years	36	171	207
45-54 years	48	251	299
55-64 years	65	339	404
65-74 years	90	717	807
75-84 years	53	376	429
85+ years	25	104	129
Race	365	2,105	2,470
White	247	1,672	1,919
Black	28	180	208
American Indian/Alaskan	2	7	9
Other	28	124	152
Unknown	60	122	182
Other race includes Asian, native Hawaiian/Pacific Islander, or other.			
Ethnicity	365	2,105	2,470
Hispanic	21	117	138
Non-Hispanic	172	1,387	1,559
Unknown	172	601	773
Gender	365	2,105	2,470
Female	175	926	1,101
Male	189	1,179	1,368
Unknown	1	0	1



COVID-19: Lake County vaccine summary

Vaccination data through Jun 2, 2021 as of Jun 3, 2021 at 12:05 AM

Data in this report are provisional and subject to change.

Data in this summary pertain to COVID-19 vaccines approved by the U.S. Food and Drug Administration and have been issued an Emergency Use Authorization (Janssen COVID-19 Vaccine, Moderna COVID-19 Vaccine and Pfizer-BioNTech COVID-19 Vaccine). These data summarize the number of people who have received either their first dose or have completed the series for a COVID-19 vaccine. **A person can only be counted in one category, first dose or series complete.** For persons receiving Moderna or Pfizer vaccines, once they receive their second dose, they are moved from the first dose column to the series completed column. **Because of this, the total first dose category may show a change from report to report not matching the total receiving their first dose from the previous day.** Persons receiving Johnson & Johnson vaccines will always be counted in the series completed column.

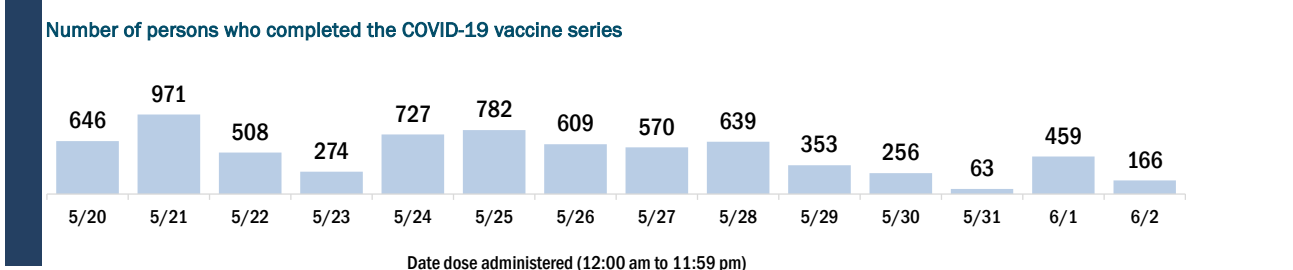
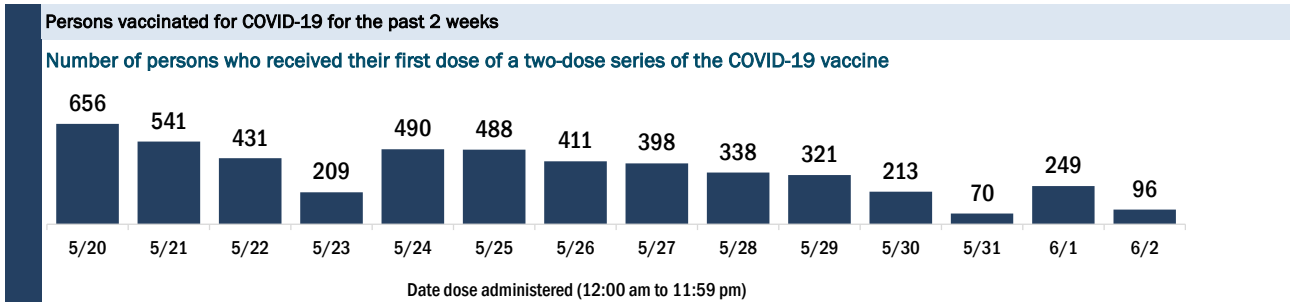
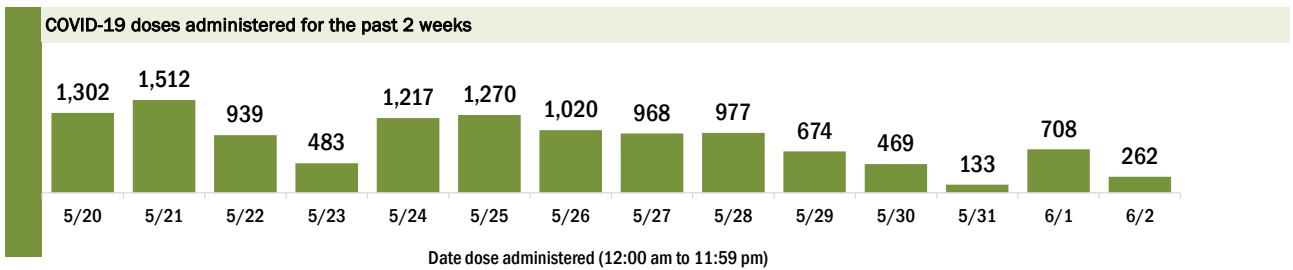
COVID-19 doses for vaccinated persons in Florida	
Doses administered	317,732

People receiving one dose of a 1-dose series (Johnson & Johnson) or receiving only one dose of a 2-dose series (Moderna, Pfizer) count once. Persons receiving both doses of a 2-dose series count twice.

Current status of persons vaccinated for COVID-19 in Florida	
Total people vaccinated	176,921
First dose	27,038
Series completed	149,883
Completed 1-dose series	9,072
Completed 2-dose series	140,811

First dose: current number of people who have only received their first dose of the Moderna or Pfizer vaccine.
Series complete: current number of people who have received both Moderna or Pfizer vaccine doses or one Johnson & Johnson dose and are considered fully immunized.

Demographic summary	First dose	Series complete	Total people vaccinated
Age group	27,038	149,883	176,921
12-14 years	1,611	5	1,616
15-24 years	3,406	7,217	10,623
25-34 years	3,002	9,098	12,100
35-44 years	3,422	12,193	15,615
45-54 years	3,778	17,057	20,835
55-64 years	4,365	27,554	31,919
65-74 years	3,954	41,549	45,503
75-84 years	2,464	27,274	29,738
85+ years	1,036	7,936	8,972
Race	27,038	149,883	176,921
White	16,625	108,653	125,278
Black	2,086	8,446	10,532
American Indian/Alaskan	192	860	1,052
Other	3,566	13,955	17,521
Unknown	4,569	17,969	22,538
Other race includes Asian, native Hawaiian/Pacific Islander, or other.			
Ethnicity	27,038	149,883	176,921
Hispanic	4,274	13,364	17,638
Non-Hispanic	12,022	87,350	99,372
Unknown	10,742	49,169	59,911
Gender	27,038	149,883	176,921
Female	14,576	82,911	97,487
Male	12,418	66,856	79,274
Unknown	44	116	160



COVID-19: Lee County vaccine summary

Vaccination data through Jun 2, 2021 as of Jun 3, 2021 at 12:05 AM

Data in this report are provisional and subject to change.

Data in this summary pertain to COVID-19 vaccines approved by the U.S. Food and Drug Administration and have been issued an Emergency Use Authorization (Janssen COVID-19 Vaccine, Moderna COVID-19 Vaccine and Pfizer-BioNTech COVID-19 Vaccine). These data summarize the number of people who have received either their first dose or have completed the series for a COVID-19 vaccine. **A person can only be counted in one category, first dose or series complete.** For persons receiving Moderna or Pfizer vaccines, once they receive their second dose, they are moved from the first dose column to the series completed column. **Because of this, the total first dose category may show a change from report to report not matching the total receiving their first dose from the previous day.** Persons receiving Johnson & Johnson vaccines will always be counted in the series completed column.

COVID-19 doses for vaccinated persons in Florida

Doses administered 654,417

People receiving one dose of a 1-dose series (Johnson & Johnson) or receiving only one dose of a 2-dose series (Moderna, Pfizer) count once. Persons receiving both doses of a 2-dose series count twice.

Current status of persons vaccinated for COVID-19 in Florida

Total people vaccinated 367,359

First dose 60,985

Series completed 306,374

Completed 1-dose series 19,316

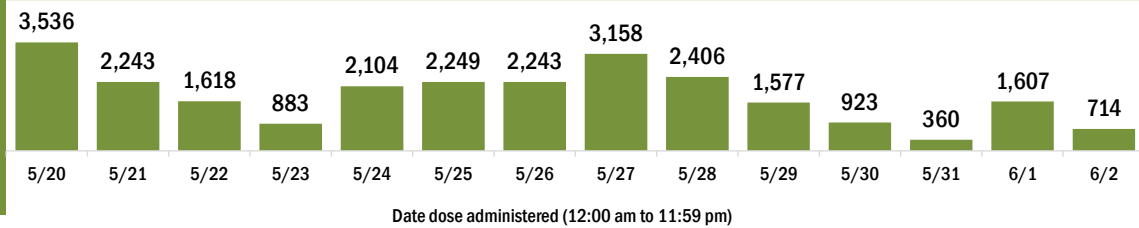
Completed 2-dose series 287,058

First dose: current number of people who have only received their first dose of the Moderna or Pfizer vaccine.

Series complete: current number of people who have received both Moderna or Pfizer vaccine doses or one Johnson & Johnson dose and are considered fully immunized.

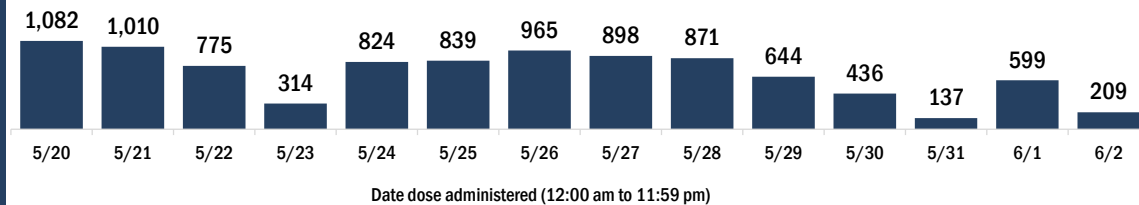
Demographic summary	First dose	Series complete	Total people vaccinated
Age group	60,985	306,374	367,359
12-14 years	1,840	1	1,841
15-24 years	6,559	10,249	16,808
25-34 years	5,788	15,569	21,357
35-44 years	7,254	21,300	28,554
45-54 years	8,329	31,420	39,749
55-64 years	10,856	58,971	69,827
65-74 years	11,026	96,580	107,606
75-84 years	6,873	57,066	63,939
85+ years	2,460	15,218	17,678
Race	60,985	306,374	367,359
White	39,750	217,314	257,064
Black	2,930	8,680	11,610
American Indian/Alaskan	248	1,068	1,316
Other	6,817	22,433	29,250
Unknown	11,240	56,879	68,119
Other race includes Asian, native Hawaiian/Pacific Islander, or other.			
Ethnicity	60,985	306,374	367,359
Hispanic	11,969	30,181	42,150
Non-Hispanic	27,442	170,683	198,125
Unknown	21,574	105,510	127,084
Gender	60,985	306,374	367,359
Female	32,419	167,721	200,140
Male	28,397	138,199	166,596
Unknown	169	454	623

COVID-19 doses administered for the past 2 weeks

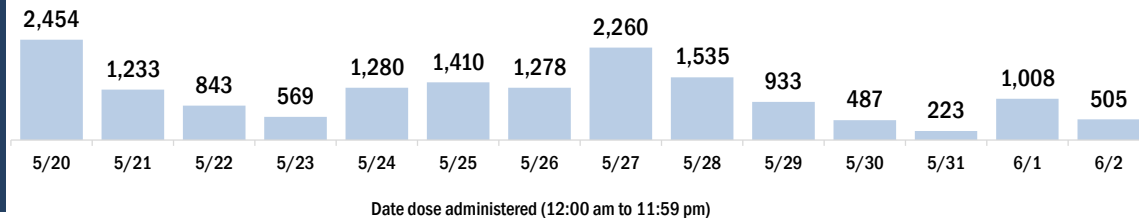


Persons vaccinated for COVID-19 for the past 2 weeks

Number of persons who received their first dose of a two-dose series of the COVID-19 vaccine



Number of persons who completed the COVID-19 vaccine series



COVID-19: Leon County vaccine summary

Vaccination data through Jun 2, 2021 as of Jun 3, 2021 at 12:05 AM

Data in this report are provisional and subject to change.

Data in this summary pertain to COVID-19 vaccines approved by the U.S. Food and Drug Administration and have been issued an Emergency Use Authorization (Janssen COVID-19 Vaccine, Moderna COVID-19 Vaccine and Pfizer-BioNTech COVID-19 Vaccine). These data summarize the number of people who have received either their first dose or have completed the series for a COVID-19 vaccine. **A person can only be counted in one category, first dose or series complete.** For persons receiving Moderna or Pfizer vaccines, once they receive their second dose, they are moved from the first dose column to the series completed column. **Because of this, the total first dose category may show a change from report to report not matching the total receiving their first dose from the previous day.** Persons receiving Johnson & Johnson vaccines will always be counted in the series completed column.

COVID-19 doses for vaccinated persons in Florida

Doses administered 225,220

People receiving one dose of a 1-dose series (Johnson & Johnson) or receiving only one dose of a 2-dose series (Moderna, Pfizer) count once. Persons receiving both doses of a 2-dose series count twice.

Current status of persons vaccinated for COVID-19 in Florida

Total people vaccinated 125,248

First dose 19,803

Series completed 105,445

Completed 1-dose series 5,473

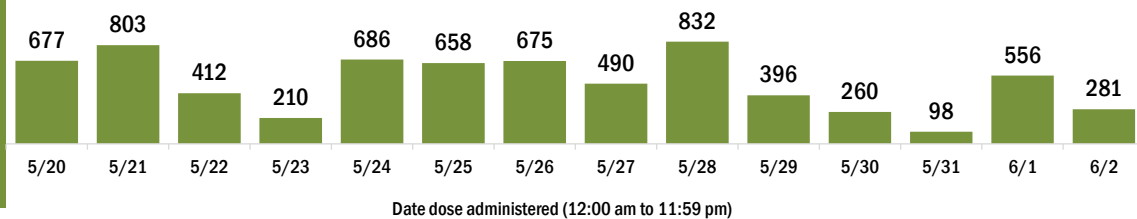
Completed 2-dose series 99,972

First dose: current number of people who have only received their first dose of the Moderna or Pfizer vaccine.

Series complete: current number of people who have received both Moderna or Pfizer vaccine doses or one Johnson & Johnson dose and are considered fully immunized.

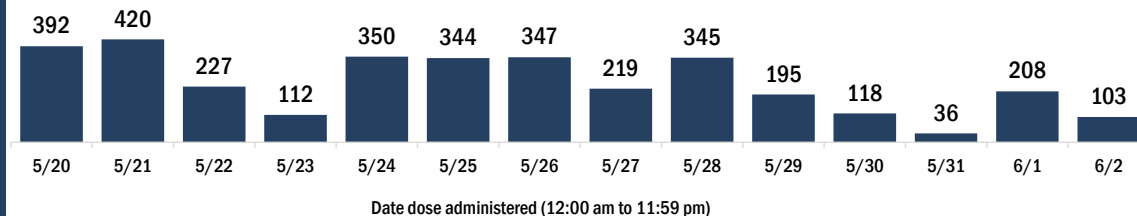
Demographic summary	First dose	Series complete	Total people vaccinated
Age group	19,803	105,445	125,248
12-14 years	1,245	2	1,247
15-24 years	4,238	11,701	15,939
25-34 years	3,091	13,181	16,272
35-44 years	2,856	13,596	16,452
45-54 years	2,493	15,003	17,496
55-64 years	2,328	19,619	21,947
65-74 years	1,991	20,144	22,135
75-84 years	984	9,071	10,055
85+ years	577	3,128	3,705
Race	19,803	105,445	125,248
White	10,571	61,088	71,659
Black	3,909	15,323	19,232
American Indian/Alaskan	77	328	405
Other	2,482	18,366	20,848
Unknown	2,764	10,340	13,104
Other race includes Asian, native Hawaiian/Pacific Islander, or other.			
Ethnicity	19,803	105,445	125,248
Hispanic	1,383	5,413	6,796
Non-Hispanic	12,506	76,085	88,591
Unknown	5,914	23,947	29,861
Gender	19,803	105,445	125,248
Female	10,797	59,630	70,427
Male	8,958	45,768	54,726
Unknown	48	47	95

COVID-19 doses administered for the past 2 weeks

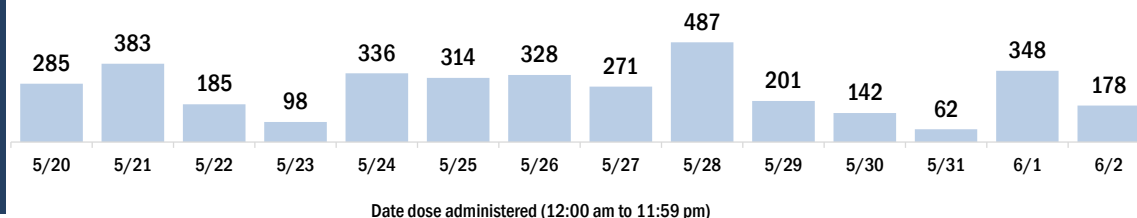


Persons vaccinated for COVID-19 for the past 2 weeks

Number of persons who received their first dose of a two-dose series of the COVID-19 vaccine



Number of persons who completed the COVID-19 vaccine series



COVID-19: Levy County vaccine summary

Vaccination data through Jun 2, 2021 as of Jun 3, 2021 at 12:05 AM

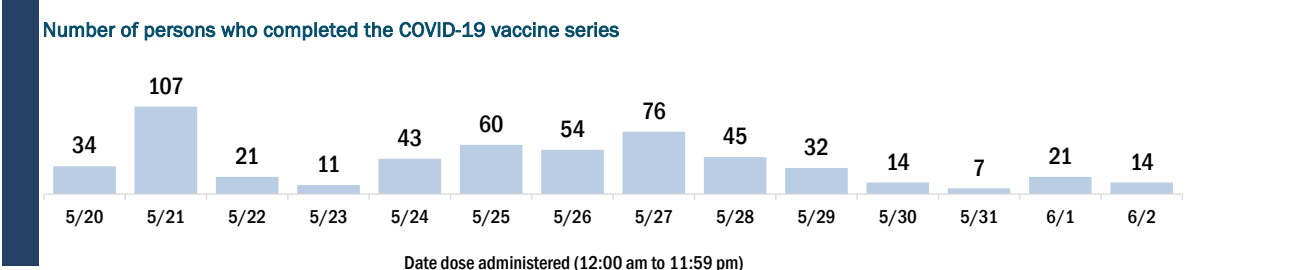
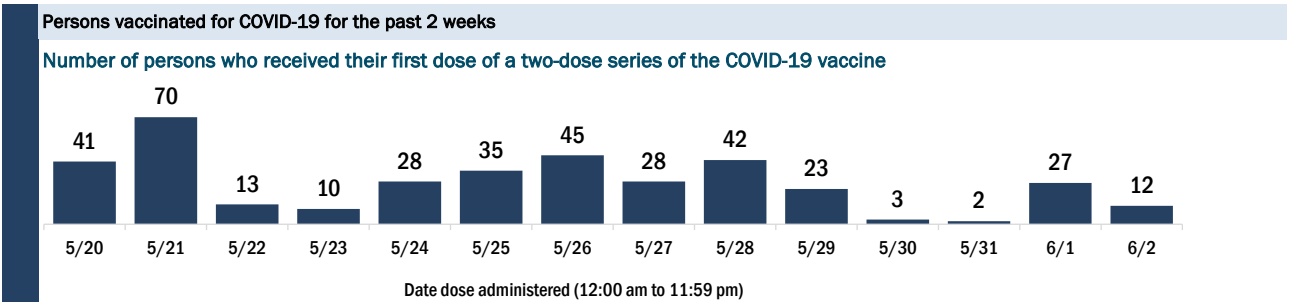
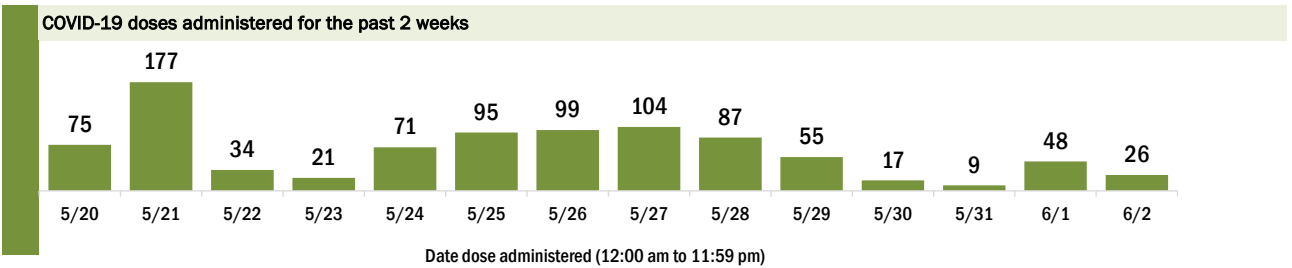
Data in this report are provisional and subject to change.

Data in this summary pertain to COVID-19 vaccines approved by the U.S. Food and Drug Administration and have been issued an Emergency Use Authorization (Janssen COVID-19 Vaccine, Moderna COVID-19 Vaccine and Pfizer-BioNTech COVID-19 Vaccine). These data summarize the number of people who have received either their first dose or have completed the series for a COVID-19 vaccine. **A person can only be counted in one category, first dose or series complete.** For persons receiving Moderna or Pfizer vaccines, once they receive their second dose, they are moved from the first dose column to the series completed column. **Because of this, the total first dose category may show a change from report to report not matching the total receiving their first dose from the previous day.** Persons receiving Johnson & Johnson vaccines will always be counted in the series completed column.

COVID-19 doses for vaccinated persons in Florida	
Doses administered	23,347
People receiving one dose of a 1-dose series (Johnson & Johnson) or receiving only one dose of a 2-dose series (Moderna, Pfizer) count once. Persons receiving both doses of a 2-dose series count twice.	

Current status of persons vaccinated for COVID-19 in Florida	
Total people vaccinated	13,373
First dose	1,898
Series completed	11,475
Completed 1-dose series	1,501
Completed 2-dose series	9,974
First dose: current number of people who have only received their first dose of the Moderna or Pfizer vaccine.	
Series complete: current number of people who have received both Moderna or Pfizer vaccine doses or one Johnson & Johnson dose and are considered fully immunized.	

Demographic summary	First dose	Series complete	Total people vaccinated
Age group	1,898	11,475	13,373
12-14 years	49	0	49
15-24 years	168	306	474
25-34 years	179	474	653
35-44 years	212	648	860
45-54 years	239	1,123	1,362
55-64 years	442	2,556	2,998
65-74 years	379	3,847	4,226
75-84 years	178	2,030	2,208
85+ years	52	491	543
Race	1,898	11,475	13,373
White	1,306	9,052	10,358
Black	180	753	933
American Indian/Alaskan	12	56	68
Other	194	666	860
Unknown	206	948	1,154
Other race includes Asian, native Hawaiian/Pacific Islander, or other.			
Ethnicity	1,898	11,475	13,373
Hispanic	184	611	795
Non-Hispanic	1,191	8,308	9,499
Unknown	523	2,556	3,079
Gender	1,898	11,475	13,373
Female	1,054	6,429	7,483
Male	842	5,045	5,887
Unknown	2	1	3



COVID-19: Liberty County vaccine summary

Vaccination data through Jun 2, 2021 as of Jun 3, 2021 at 12:05 AM

Data in this report are provisional and subject to change.

Data in this summary pertain to COVID-19 vaccines approved by the U.S. Food and Drug Administration and have been issued an Emergency Use Authorization (Janssen COVID-19 Vaccine, Moderna COVID-19 Vaccine and Pfizer-BioNTech COVID-19 Vaccine). These data summarize the number of people who have received either their first dose or have completed the series for a COVID-19 vaccine. **A person can only be counted in one category, first dose or series complete.** For persons receiving Moderna or Pfizer vaccines, once they receive their second dose, they are moved from the first dose column to the series completed column. **Because of this, the total first dose category may show a change from report to report not matching the total receiving their first dose from the previous day.** Persons receiving Johnson & Johnson vaccines will always be counted in the series completed column.

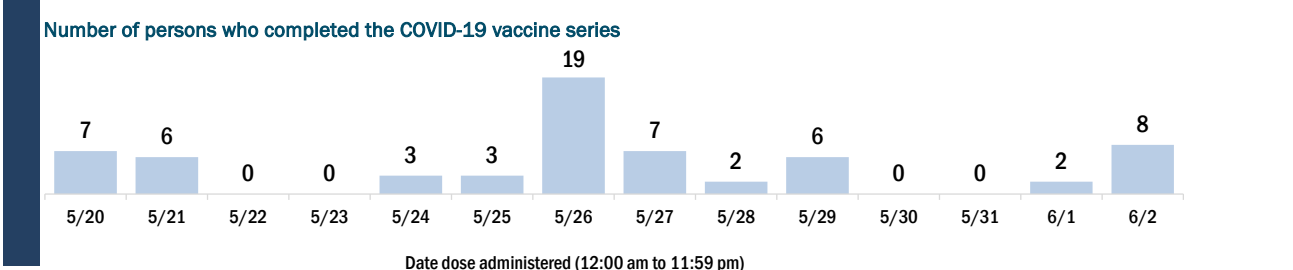
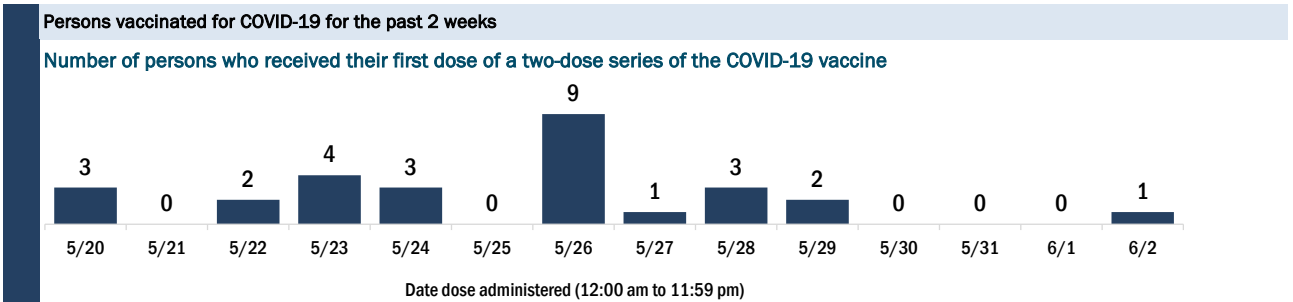
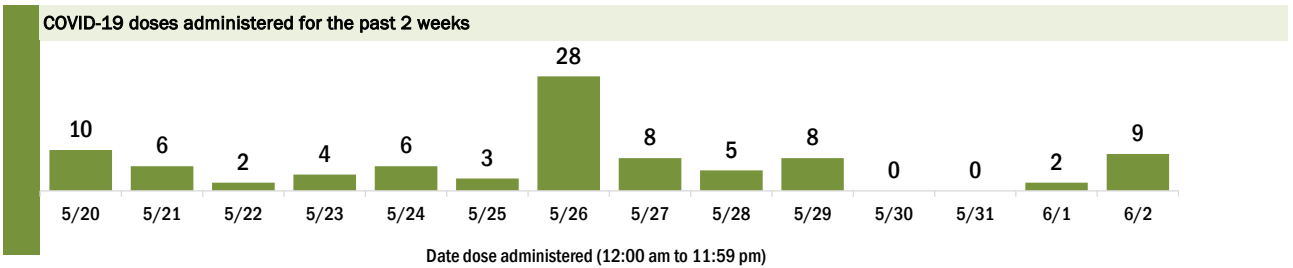
COVID-19 doses for vaccinated persons in Florida	
Doses administered	3,888

People receiving one dose of a 1-dose series (Johnson & Johnson) or receiving only one dose of a 2-dose series (Moderna, Pfizer) count once. Persons receiving both doses of a 2-dose series count twice.

Current status of persons vaccinated for COVID-19 in Florida	
Total people vaccinated	2,161
First dose	318
Series completed	1,843
Completed 1-dose series	116
Completed 2-dose series	1,727

First dose: current number of people who have only received their first dose of the Moderna or Pfizer vaccine.
Series complete: current number of people who have received both Moderna or Pfizer vaccine doses or one Johnson & Johnson dose and are considered fully immunized.

Demographic summary	First dose	Series complete	Total people vaccinated
Age group	318	1,843	2,161
12-14 years	0	0	0
15-24 years	26	45	71
25-34 years	47	113	160
35-44 years	58	215	273
45-54 years	60	270	330
55-64 years	68	445	513
65-74 years	38	461	499
75-84 years	17	235	252
85+ years	4	59	63
Race	318	1,843	2,161
White	144	1,120	1,264
Black	42	185	227
American Indian/Alaskan	2	11	13
Other	18	135	153
Unknown	112	392	504
Other race includes Asian, native Hawaiian/Pacific Islander, or other.			
Ethnicity	318	1,843	2,161
Hispanic	12	30	42
Non-Hispanic	103	828	931
Unknown	203	985	1,188
Gender	318	1,843	2,161
Female	104	792	896
Male	214	1,051	1,265
Unknown	0	0	0



COVID-19: Madison County vaccine summary

Vaccination data through Jun 2, 2021 as of Jun 3, 2021 at 12:05 AM

Data in this report are provisional and subject to change.

Data in this summary pertain to COVID-19 vaccines approved by the U.S. Food and Drug Administration and have been issued an Emergency Use Authorization (Janssen COVID-19 Vaccine, Moderna COVID-19 Vaccine and Pfizer-BioNTech COVID-19 Vaccine). These data summarize the number of people who have received either their first dose or have completed the series for a COVID-19 vaccine. **A person can only be counted in one category, first dose or series complete.** For persons receiving Moderna or Pfizer vaccines, once they receive their second dose, they are moved from the first dose column to the series completed column. **Because of this, the total first dose category may show a change from report to report not matching the total receiving their first dose from the previous day.** Persons receiving Johnson & Johnson vaccines will always be counted in the series completed column.

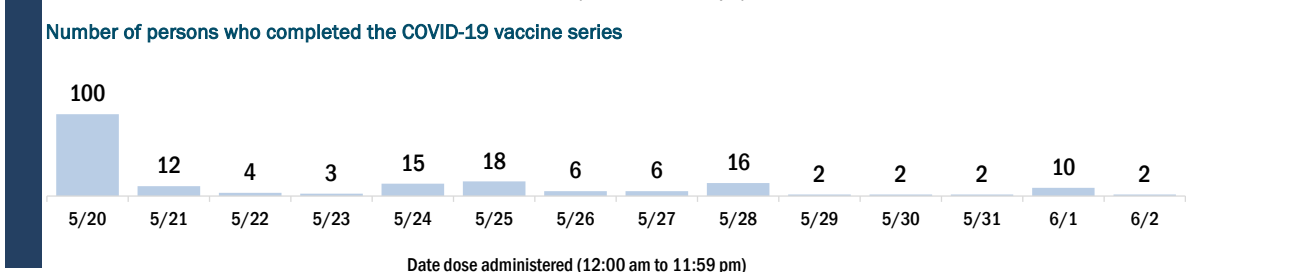
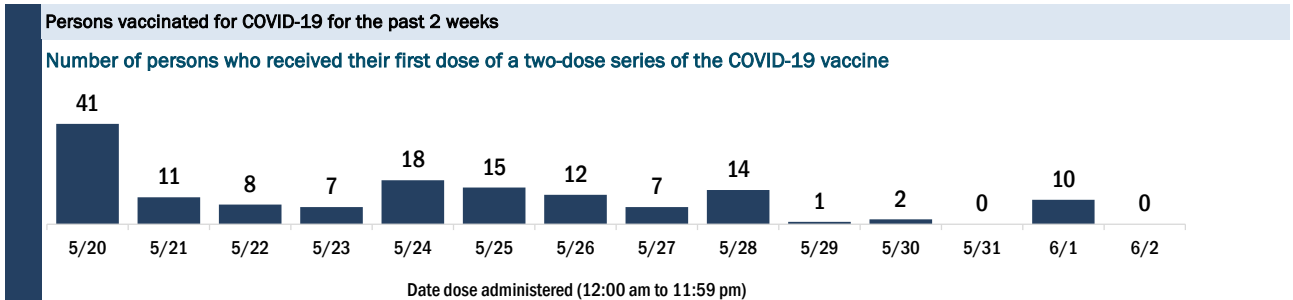
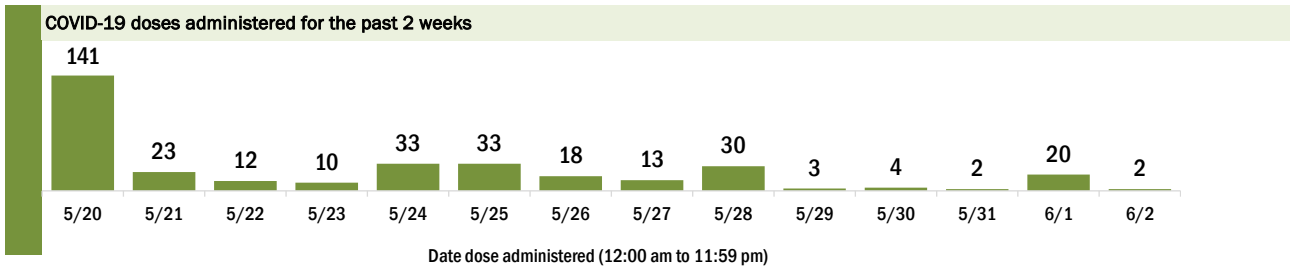
COVID-19 doses for vaccinated persons in Florida	
Doses administered	10,408

People receiving one dose of a 1-dose series (Johnson & Johnson) or receiving only one dose of a 2-dose series (Moderna, Pfizer) count once. Persons receiving both doses of a 2-dose series count twice.

Current status of persons vaccinated for COVID-19 in Florida	
Total people vaccinated	5,936
First dose	966
Series completed	4,970
Completed 1-dose series	498
Completed 2-dose series	4,472

First dose: current number of people who have only received their first dose of the Moderna or Pfizer vaccine.
Series complete: current number of people who have received both Moderna or Pfizer vaccine doses or one Johnson & Johnson dose and are considered fully immunized.

Demographic summary	First dose	Series complete	Total people vaccinated
Age group	966	4,970	5,936
12-14 years	12	0	12
15-24 years	71	116	187
25-34 years	99	238	337
35-44 years	120	449	569
45-54 years	179	662	841
55-64 years	271	1,054	1,325
65-74 years	126	1,477	1,603
75-84 years	64	769	833
85+ years	24	205	229
Race	966	4,970	5,936
White	452	2,735	3,187
Black	351	1,592	1,943
American Indian/Alaskan	0	8	8
Other	77	391	468
Unknown	86	244	330
Other race includes Asian, native Hawaiian/Pacific Islander, or other.			
Ethnicity	966	4,970	5,936
Hispanic	49	238	287
Non-Hispanic	718	3,008	3,726
Unknown	199	1,724	1,923
Gender	966	4,970	5,936
Female	476	2,448	2,924
Male	490	2,522	3,012
Unknown	0	0	0



COVID-19: Manatee County vaccine summary

Vaccination data through Jun 2, 2021 as of Jun 3, 2021 at 12:05 AM

Data in this report are provisional and subject to change.

Data in this summary pertain to COVID-19 vaccines approved by the U.S. Food and Drug Administration and have been issued an Emergency Use Authorization (Janssen COVID-19 Vaccine, Moderna COVID-19 Vaccine and Pfizer-BioNTech COVID-19 Vaccine). These data summarize the number of people who have received either their first dose or have completed the series for a COVID-19 vaccine. **A person can only be counted in one category, first dose or series complete.** For persons receiving Moderna or Pfizer vaccines, once they receive their second dose, they are moved from the first dose column to the series completed column. **Because of this, the total first dose category may show a change from report to report not matching the total receiving their first dose from the previous day.** Persons receiving Johnson & Johnson vaccines will always be counted in the series completed column.

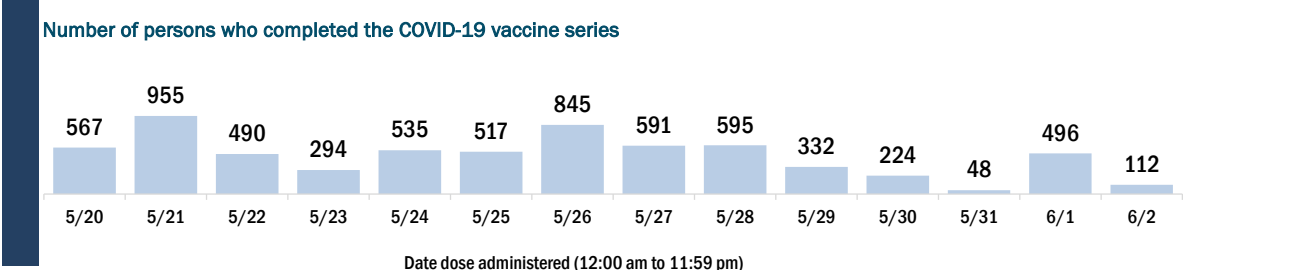
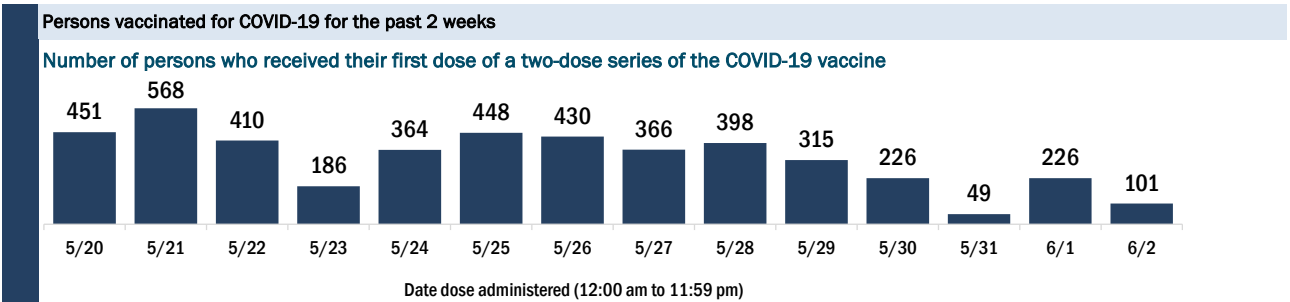
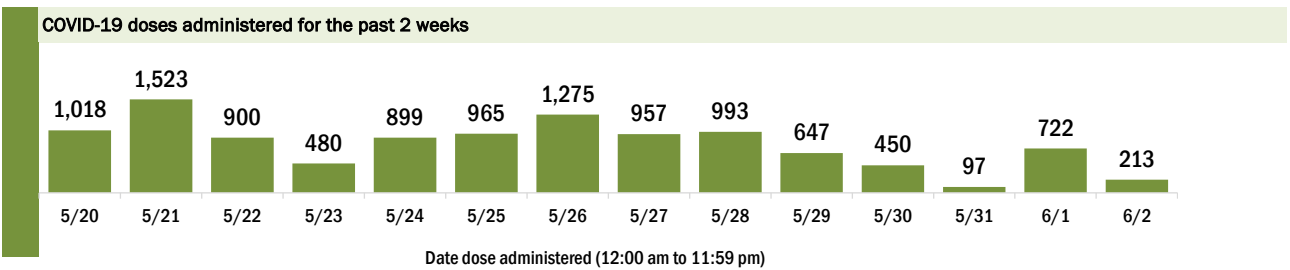
COVID-19 doses for vaccinated persons in Florida	
Doses administered	336,253

People receiving one dose of a 1-dose series (Johnson & Johnson) or receiving only one dose of a 2-dose series (Moderna, Pfizer) count once. Persons receiving both doses of a 2-dose series count twice.

Current status of persons vaccinated for COVID-19 in Florida	
Total people vaccinated	189,087
First dose	32,642
Series completed	156,445
Completed 1-dose series	9,279
Completed 2-dose series	147,166

First dose: current number of people who have only received their first dose of the Moderna or Pfizer vaccine.
Series complete: current number of people who have received both Moderna or Pfizer vaccine doses or one Johnson & Johnson dose and are considered fully immunized.

Demographic summary	First dose	Series complete	Total people vaccinated
Age group	32,642	156,445	189,087
12-14 years	1,019	1	1,020
15-24 years	3,158	6,275	9,433
25-34 years	2,887	8,916	11,803
35-44 years	3,397	12,195	15,592
45-54 years	4,267	18,158	22,425
55-64 years	5,585	31,586	37,171
65-74 years	6,574	45,785	52,359
75-84 years	4,162	25,740	29,902
85+ years	1,593	7,789	9,382
Race	32,642	156,445	189,087
White	22,675	117,317	139,992
Black	1,456	5,357	6,813
American Indian/Alaskan	158	644	802
Other	3,214	13,296	16,510
Unknown	5,139	19,831	24,970
Other race includes Asian, native Hawaiian/Pacific Islander, or other.			
Ethnicity	32,642	156,445	189,087
Hispanic	4,110	10,950	15,060
Non-Hispanic	17,260	93,320	110,580
Unknown	11,272	52,175	63,447
Gender	32,642	156,445	189,087
Female	17,519	85,873	103,392
Male	15,021	70,492	85,513
Unknown	102	80	182



COVID-19: Marion County vaccine summary

Vaccination data through Jun 2, 2021 as of Jun 3, 2021 at 12:05 AM

Data in this report are provisional and subject to change.

Data in this summary pertain to COVID-19 vaccines approved by the U.S. Food and Drug Administration and have been issued an Emergency Use Authorization (Janssen COVID-19 Vaccine, Moderna COVID-19 Vaccine and Pfizer-BioNTech COVID-19 Vaccine). These data summarize the number of people who have received either their first dose or have completed the series for a COVID-19 vaccine. **A person can only be counted in one category, first dose or series complete.** For persons receiving Moderna or Pfizer vaccines, once they receive their second dose, they are moved from the first dose column to the series completed column. **Because of this, the total first dose category may show a change from report to report not matching the total receiving their first dose from the previous day.** Persons receiving Johnson & Johnson vaccines will always be counted in the series completed column.

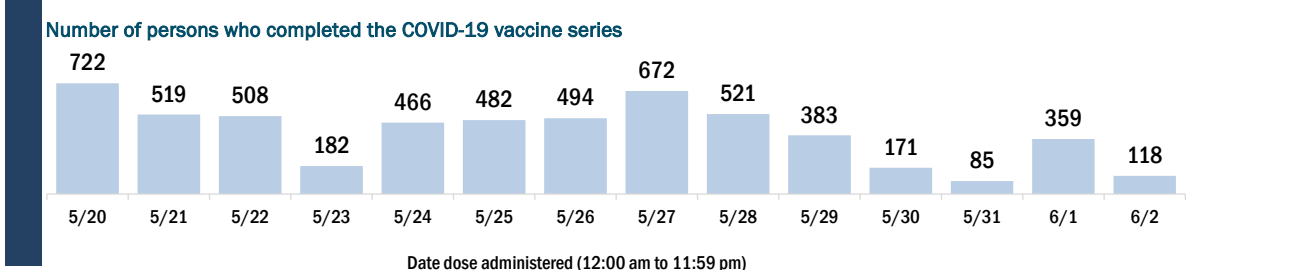
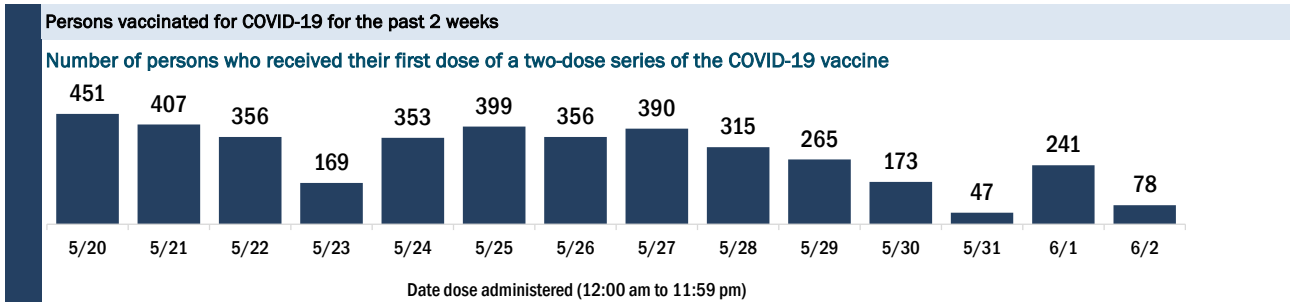
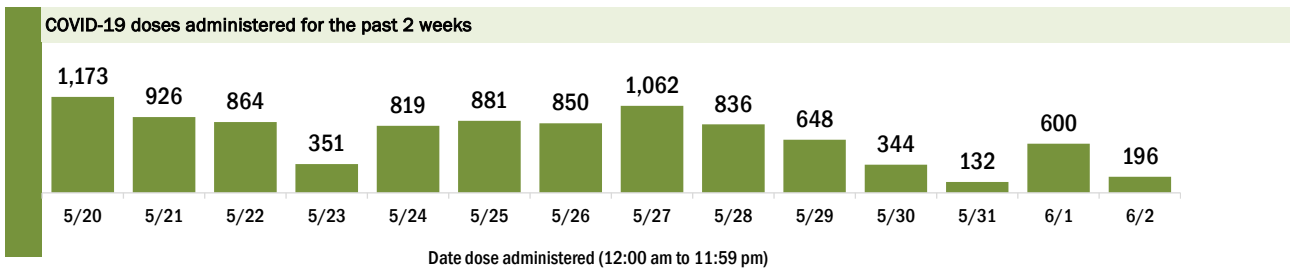
COVID-19 doses for vaccinated persons in Florida	
Doses administered	280,324

People receiving one dose of a 1-dose series (Johnson & Johnson) or receiving only one dose of a 2-dose series (Moderna, Pfizer) count once. Persons receiving both doses of a 2-dose series count twice.

Current status of persons vaccinated for COVID-19 in Florida	
Total people vaccinated	155,316
First dose	22,936
Series completed	132,380
Completed 1-dose series	7,372
Completed 2-dose series	125,008

First dose: current number of people who have only received their first dose of the Moderna or Pfizer vaccine.
Series complete: current number of people who have received both Moderna or Pfizer vaccine doses or one Johnson & Johnson dose and are considered fully immunized.

Demographic summary	First dose	Series complete	Total people vaccinated
Age group	22,936	132,380	155,316
12-14 years	708	1	709
15-24 years	2,331	4,639	6,970
25-34 years	2,151	6,583	8,734
35-44 years	2,490	8,865	11,355
45-54 years	3,108	13,181	16,289
55-64 years	4,449	24,396	28,845
65-74 years	3,962	39,922	43,884
75-84 years	2,646	27,141	29,787
85+ years	1,091	7,652	8,743
Race	22,936	132,380	155,316
White	13,924	91,466	105,390
Black	1,942	9,292	11,234
American Indian/Alaskan	110	518	628
Other	2,976	12,427	15,403
Unknown	3,984	18,677	22,661
Other race includes Asian, native Hawaiian/Pacific Islander, or other.			
Ethnicity	22,936	132,380	155,316
Hispanic	3,239	11,351	14,590
Non-Hispanic	11,238	80,409	91,647
Unknown	8,459	40,620	49,079
Gender	22,936	132,380	155,316
Female	12,738	74,778	87,516
Male	10,159	57,546	67,705
Unknown	39	56	95



COVID-19: Martin County vaccine summary

Vaccination data through Jun 2, 2021 as of Jun 3, 2021 at 12:05 AM

Data in this report are provisional and subject to change.

Data in this summary pertain to COVID-19 vaccines approved by the U.S. Food and Drug Administration and have been issued an Emergency Use Authorization (Janssen COVID-19 Vaccine, Moderna COVID-19 Vaccine and Pfizer-BioNTech COVID-19 Vaccine). These data summarize the number of people who have received either their first dose or have completed the series for a COVID-19 vaccine. **A person can only be counted in one category, first dose or series complete.** For persons receiving Moderna or Pfizer vaccines, once they receive their second dose, they are moved from the first dose column to the series completed column. **Because of this, the total first dose category may show a change from report to report not matching the total receiving their first dose from the previous day.** Persons receiving Johnson & Johnson vaccines will always be counted in the series completed column.

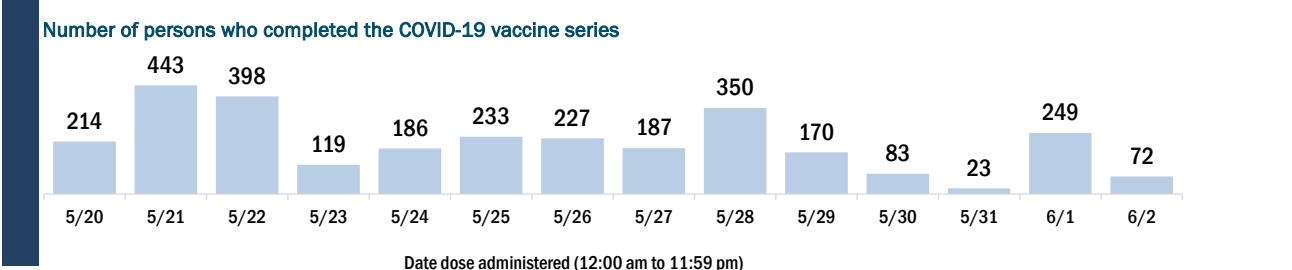
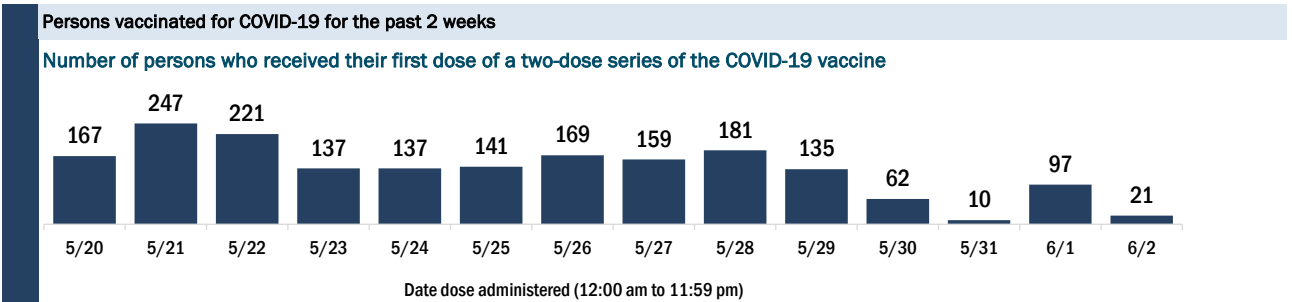
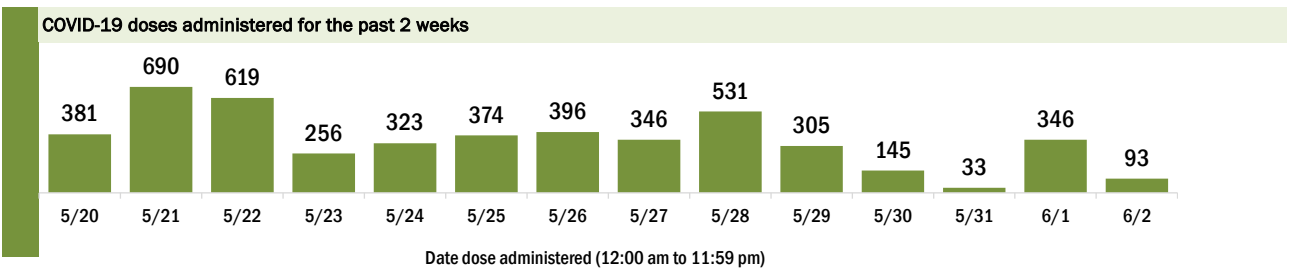
COVID-19 doses for vaccinated persons in Florida	
Doses administered	145,662

People receiving one dose of a 1-dose series (Johnson & Johnson) or receiving only one dose of a 2-dose series (Moderna, Pfizer) count once. Persons receiving both doses of a 2-dose series count twice.

Current status of persons vaccinated for COVID-19 in Florida	
Total people vaccinated	82,057
First dose	13,968
Series completed	68,089
Completed 1-dose series	4,484
Completed 2-dose series	63,605

First dose: current number of people who have only received their first dose of the Moderna or Pfizer vaccine.
Series complete: current number of people who have received both Moderna or Pfizer vaccine doses or one Johnson & Johnson dose and are considered fully immunized.

Demographic summary	First dose	Series complete	Total people vaccinated
Age group	13,968	68,089	82,057
12-14 years	416	1	417
15-24 years	1,343	2,355	3,698
25-34 years	1,111	2,908	4,019
35-44 years	1,333	4,596	5,929
45-54 years	1,927	7,003	8,930
55-64 years	3,216	13,959	17,175
65-74 years	2,269	19,438	21,707
75-84 years	1,600	13,052	14,652
85+ years	753	4,777	5,530
Race	13,968	68,089	82,057
White	9,671	46,607	56,278
Black	516	1,747	2,263
American Indian/Alaskan	60	142	202
Other	1,326	4,936	6,262
Unknown	2,395	14,657	17,052
Other race includes Asian, native Hawaiian/Pacific Islander, or other.			
Ethnicity	13,968	68,089	82,057
Hispanic	1,408	3,383	4,791
Non-Hispanic	7,045	30,997	38,042
Unknown	5,515	33,709	39,224
Gender	13,968	68,089	82,057
Female	7,308	37,341	44,649
Male	6,641	30,729	37,370
Unknown	19	19	38



COVID-19: Monroe County vaccine summary

Vaccination data through Jun 2, 2021 as of Jun 3, 2021 at 12:05 AM

Data in this report are provisional and subject to change.

Data in this summary pertain to COVID-19 vaccines approved by the U.S. Food and Drug Administration and have been issued an Emergency Use Authorization (Janssen COVID-19 Vaccine, Moderna COVID-19 Vaccine and Pfizer-BioNTech COVID-19 Vaccine). These data summarize the number of people who have received either their first dose or have completed the series for a COVID-19 vaccine. **A person can only be counted in one category, first dose or series complete.** For persons receiving Moderna or Pfizer vaccines, once they receive their second dose, they are moved from the first dose column to the series completed column. **Because of this, the total first dose category may show a change from report to report not matching the total receiving their first dose from the previous day.** Persons receiving Johnson & Johnson vaccines will always be counted in the series completed column.

COVID-19 doses for vaccinated persons in Florida

Doses administered 73,742

People receiving one dose of a 1-dose series (Johnson & Johnson) or receiving only one dose of a 2-dose series (Moderna, Pfizer) count once. Persons receiving both doses of a 2-dose series count twice.

Current status of persons vaccinated for COVID-19 in Florida

Total people vaccinated 43,089

First dose 9,197

Series completed 33,892

Completed 1-dose series 3,239

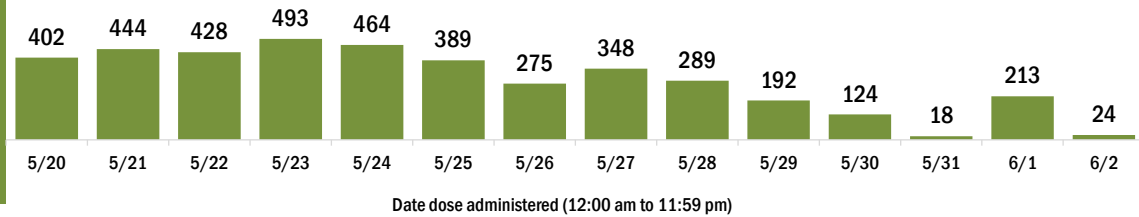
Completed 2-dose series 30,653

First dose: current number of people who have only received their first dose of the Moderna or Pfizer vaccine.

Series complete: current number of people who have received both Moderna or Pfizer vaccine doses or one Johnson & Johnson dose and are considered fully immunized.

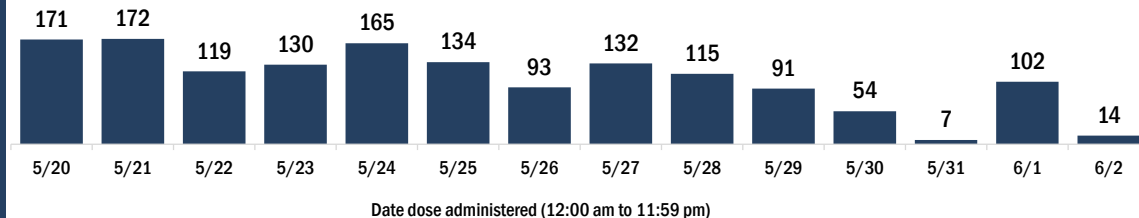
Demographic summary	First dose	Series complete	Total people vaccinated
Age group	9,197	33,892	43,089
12-14 years	172	0	172
15-24 years	786	1,176	1,962
25-34 years	1,191	2,171	3,362
35-44 years	1,334	3,217	4,551
45-54 years	1,658	4,688	6,346
55-64 years	1,939	8,043	9,982
65-74 years	1,437	9,505	10,942
75-84 years	541	4,082	4,623
85+ years	139	1,010	1,149
Race	9,197	33,892	43,089
White	5,998	24,087	30,085
Black	324	773	1,097
American Indian/Alaskan	42	128	170
Other	769	2,075	2,844
Unknown	2,064	6,829	8,893
Other race includes Asian, native Hawaiian/Pacific Islander, or other.			
Ethnicity	9,197	33,892	43,089
Hispanic	1,667	3,912	5,579
Non-Hispanic	4,143	18,265	22,408
Unknown	3,387	11,715	15,102
Gender	9,197	33,892	43,089
Female	4,474	17,307	21,781
Male	4,712	16,582	21,294
Unknown	11	3	14

COVID-19 doses administered for the past 2 weeks

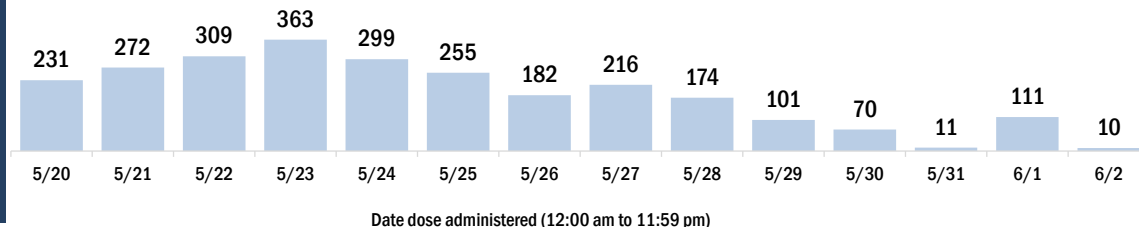


Persons vaccinated for COVID-19 for the past 2 weeks

Number of persons who received their first dose of a two-dose series of the COVID-19 vaccine



Number of persons who completed the COVID-19 vaccine series



COVID-19: Nassau County vaccine summary

Vaccination data through Jun 2, 2021 as of Jun 3, 2021 at 12:05 AM

Data in this report are provisional and subject to change.

Data in this summary pertain to COVID-19 vaccines approved by the U.S. Food and Drug Administration and have been issued an Emergency Use Authorization (Janssen COVID-19 Vaccine, Moderna COVID-19 Vaccine and Pfizer-BioNTech COVID-19 Vaccine). These data summarize the number of people who have received either their first dose or have completed the series for a COVID-19 vaccine. **A person can only be counted in one category, first dose or series complete.** For persons receiving Moderna or Pfizer vaccines, once they receive their second dose, they are moved from the first dose column to the series completed column. **Because of this, the total first dose category may show a change from report to report not matching the total receiving their first dose from the previous day.** Persons receiving Johnson & Johnson vaccines will always be counted in the series completed column.

COVID-19 doses for vaccinated persons in Florida

Doses administered 66,511

People receiving one dose of a 1-dose series (Johnson & Johnson) or receiving only one dose of a 2-dose series (Moderna, Pfizer) count once. Persons receiving both doses of a 2-dose series count twice.

Current status of persons vaccinated for COVID-19 in Florida

Total people vaccinated 36,540

First dose 3,879

Series completed 32,661

Completed 1-dose series 2,690

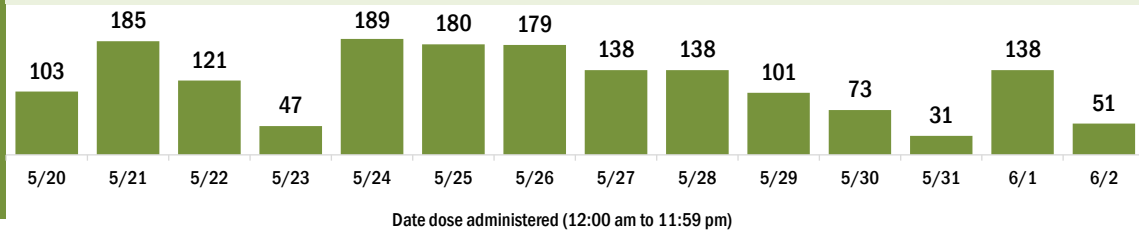
Completed 2-dose series 29,971

First dose: current number of people who have only received their first dose of the Moderna or Pfizer vaccine.

Series complete: current number of people who have received both Moderna or Pfizer vaccine doses or one Johnson & Johnson dose and are considered fully immunized.

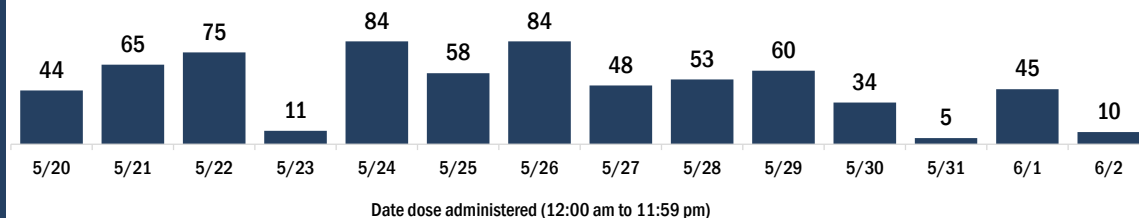
Demographic summary	First dose	Series complete	Total people vaccinated
Age group	3,879	32,661	36,540
12-14 years	180	5	185
15-24 years	495	1,261	1,756
25-34 years	384	1,604	1,988
35-44 years	428	2,608	3,036
45-54 years	527	3,772	4,299
55-64 years	646	7,428	8,074
65-74 years	697	9,871	10,568
75-84 years	394	4,756	5,150
85+ years	128	1,356	1,484
Race	3,879	32,661	36,540
White	2,761	26,364	29,125
Black	209	1,547	1,756
American Indian/Alaskan	18	126	144
Other	267	1,671	1,938
Unknown	624	2,953	3,577
Other race includes Asian, native Hawaiian/Pacific Islander, or other.			
Ethnicity	3,879	32,661	36,540
Hispanic	164	967	1,131
Non-Hispanic	2,459	25,469	27,928
Unknown	1,256	6,225	7,481
Gender	3,879	32,661	36,540
Female	2,096	18,066	20,162
Male	1,777	14,592	16,369
Unknown	6	3	9

COVID-19 doses administered for the past 2 weeks

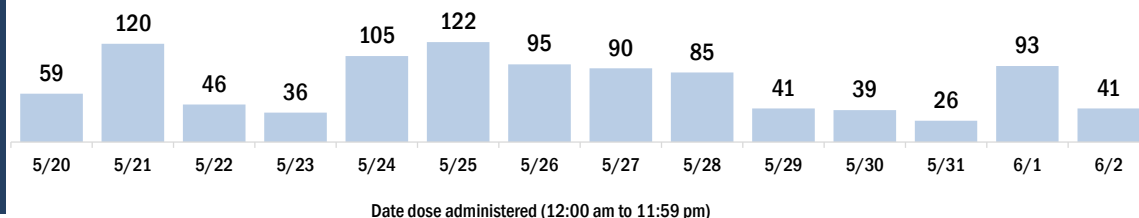


Persons vaccinated for COVID-19 for the past 2 weeks

Number of persons who received their first dose of a two-dose series of the COVID-19 vaccine



Number of persons who completed the COVID-19 vaccine series



COVID-19: Okaloosa County vaccine summary

Vaccination data through Jun 2, 2021 as of Jun 3, 2021 at 12:05 AM

Data in this report are provisional and subject to change.

Data in this summary pertain to COVID-19 vaccines approved by the U.S. Food and Drug Administration and have been issued an Emergency Use Authorization (Janssen COVID-19 Vaccine, Moderna COVID-19 Vaccine and Pfizer-BioNTech COVID-19 Vaccine). These data summarize the number of people who have received either their first dose or have completed the series for a COVID-19 vaccine. **A person can only be counted in one category, first dose or series complete.** For persons receiving Moderna or Pfizer vaccines, once they receive their second dose, they are moved from the first dose column to the series completed column. **Because of this, the total first dose category may show a change from report to report not matching the total receiving their first dose from the previous day.** Persons receiving Johnson & Johnson vaccines will always be counted in the series completed column.

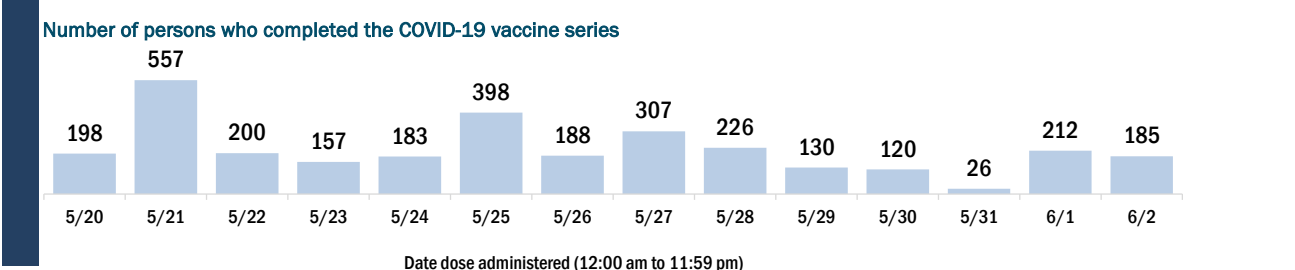
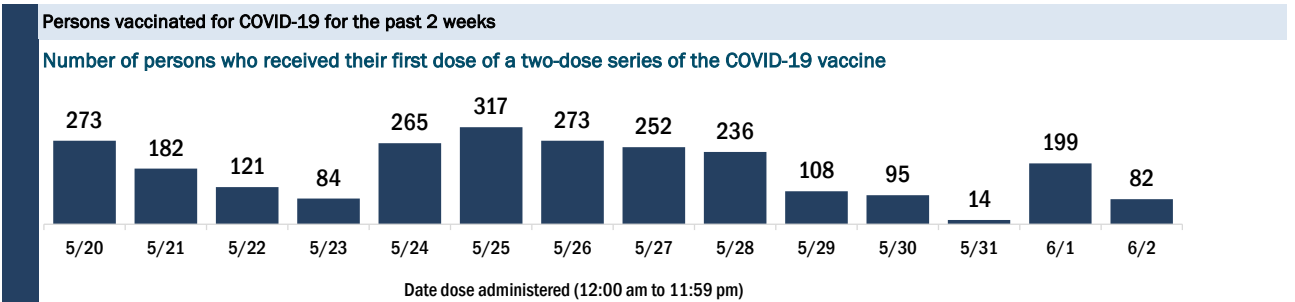
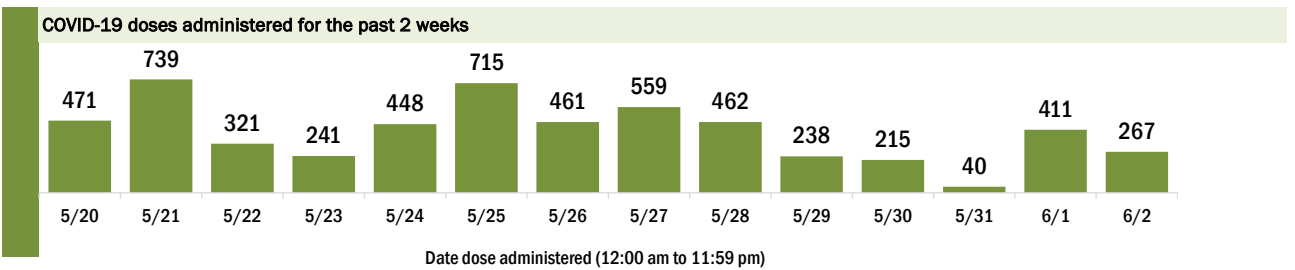
COVID-19 doses for vaccinated persons in Florida	
Doses administered	122,058

People receiving one dose of a 1-dose series (Johnson & Johnson) or receiving only one dose of a 2-dose series (Moderna, Pfizer) count once. Persons receiving both doses of a 2-dose series count twice.

Current status of persons vaccinated for COVID-19 in Florida	
Total people vaccinated	69,253
First dose	11,046
Series completed	58,207
Completed 1-dose series	5,402
Completed 2-dose series	52,805

First dose: current number of people who have only received their first dose of the Moderna or Pfizer vaccine.
Series complete: current number of people who have received both Moderna or Pfizer vaccine doses or one Johnson & Johnson dose and are considered fully immunized.

Demographic summary	First dose	Series complete	Total people vaccinated
Age group	11,046	58,207	69,253
12-14 years	550	0	550
15-24 years	1,498	2,842	4,340
25-34 years	1,660	4,531	6,191
35-44 years	1,549	5,861	7,410
45-54 years	1,454	7,163	8,617
55-64 years	1,838	13,074	14,912
65-74 years	1,378	14,282	15,660
75-84 years	813	7,653	8,466
85+ years	306	2,801	3,107
Race	11,046	58,207	69,253
White	6,085	39,653	45,738
Black	747	3,346	4,093
American Indian/Alaskan	67	266	333
Other	1,293	5,655	6,948
Unknown	2,854	9,287	12,141
Other race includes Asian, native Hawaiian/Pacific Islander, or other.			
Ethnicity	11,046	58,207	69,253
Hispanic	885	2,799	3,684
Non-Hispanic	5,078	36,307	41,385
Unknown	5,083	19,101	24,184
Gender	11,046	58,207	69,253
Female	5,934	32,495	38,429
Male	5,006	25,678	30,684
Unknown	106	34	140



COVID-19: Okeechobee County vaccine summary

Vaccination data through Jun 2, 2021 as of Jun 3, 2021 at 12:05 AM

Data in this report are provisional and subject to change.

Data in this summary pertain to COVID-19 vaccines approved by the U.S. Food and Drug Administration and have been issued an Emergency Use Authorization (Janssen COVID-19 Vaccine, Moderna COVID-19 Vaccine and Pfizer-BioNTech COVID-19 Vaccine). These data summarize the number of people who have received either their first dose or have completed the series for a COVID-19 vaccine. **A person can only be counted in one category, first dose or series complete.** For persons receiving Moderna or Pfizer vaccines, once they receive their second dose, they are moved from the first dose column to the series completed column. **Because of this, the total first dose category may show a change from report to report not matching the total receiving their first dose from the previous day.** Persons receiving Johnson & Johnson vaccines will always be counted in the series completed column.

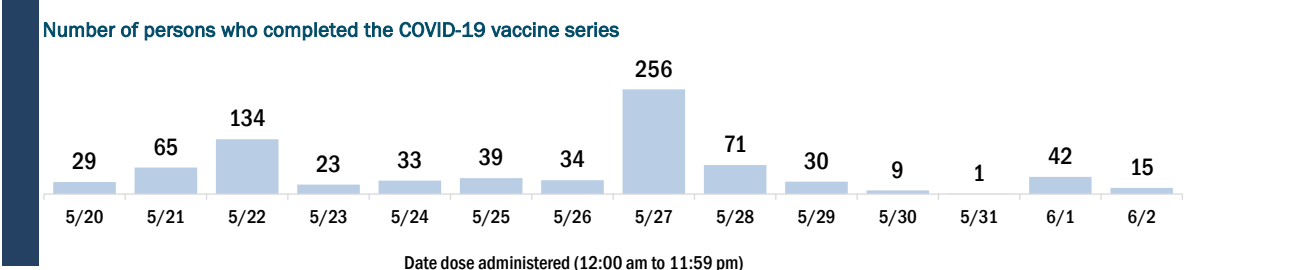
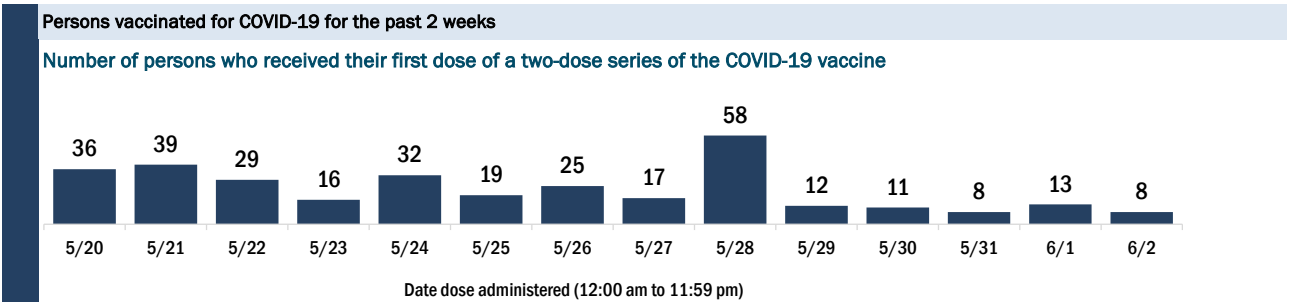
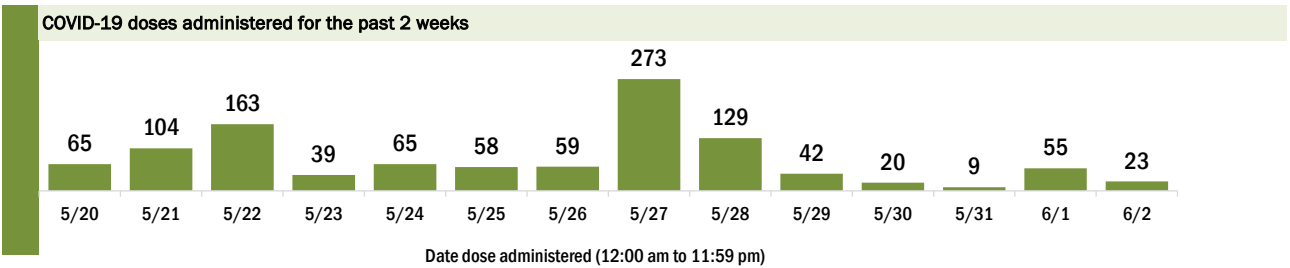
COVID-19 doses for vaccinated persons in Florida	
Doses administered	22,602

People receiving one dose of a 1-dose series (Johnson & Johnson) or receiving only one dose of a 2-dose series (Moderna, Pfizer) count once. Persons receiving both doses of a 2-dose series count twice.

Current status of persons vaccinated for COVID-19 in Florida	
Total people vaccinated	12,672
First dose	1,828
Series completed	10,844
Completed 1-dose series	914
Completed 2-dose series	9,930

First dose: current number of people who have only received their first dose of the Moderna or Pfizer vaccine.
Series complete: current number of people who have received both Moderna or Pfizer vaccine doses or one Johnson & Johnson dose and are considered fully immunized.

Demographic summary	First dose	Series complete	Total people vaccinated
Age group	1,828	10,844	12,672
12-14 years	43	0	43
15-24 years	193	347	540
25-34 years	224	637	861
35-44 years	241	885	1,126
45-54 years	286	1,301	1,587
55-64 years	384	2,137	2,521
65-74 years	260	3,052	3,312
75-84 years	160	1,945	2,105
85+ years	37	540	577
Race	1,828	10,844	12,672
White	1,087	7,966	9,053
Black	78	343	421
American Indian/Alaskan	3	48	51
Other	254	989	1,243
Unknown	406	1,498	1,904
Other race includes Asian, native Hawaiian/Pacific Islander, or other.			
Ethnicity	1,828	10,844	12,672
Hispanic	428	1,522	1,950
Non-Hispanic	750	6,660	7,410
Unknown	650	2,662	3,312
Gender	1,828	10,844	12,672
Female	795	5,508	6,303
Male	1,027	5,335	6,362
Unknown	6	1	7



COVID-19: Orange County vaccine summary

Vaccination data through Jun 2, 2021 as of Jun 3, 2021 at 12:05 AM

Data in this report are provisional and subject to change.

Data in this summary pertain to COVID-19 vaccines approved by the U.S. Food and Drug Administration and have been issued an Emergency Use Authorization (Janssen COVID-19 Vaccine, Moderna COVID-19 Vaccine and Pfizer-BioNTech COVID-19 Vaccine). These data summarize the number of people who have received either their first dose or have completed the series for a COVID-19 vaccine. **A person can only be counted in one category, first dose or series complete.** For persons receiving Moderna or Pfizer vaccines, once they receive their second dose, they are moved from the first dose column to the series completed column. **Because of this, the total first dose category may show a change from report to report not matching the total receiving their first dose from the previous day.** Persons receiving Johnson & Johnson vaccines will always be counted in the series completed column.

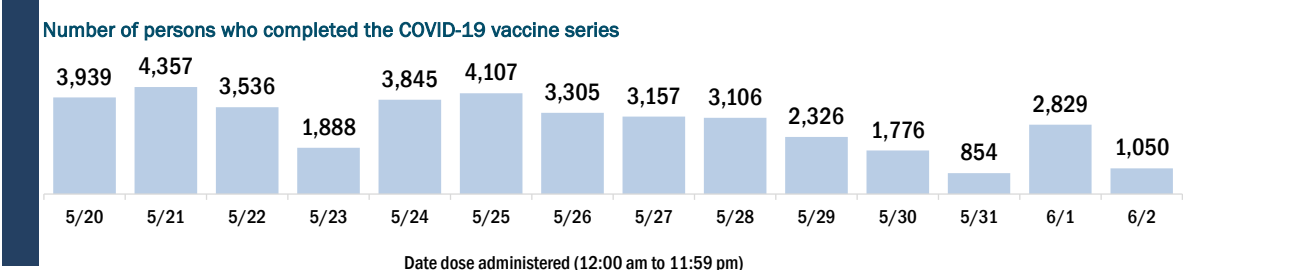
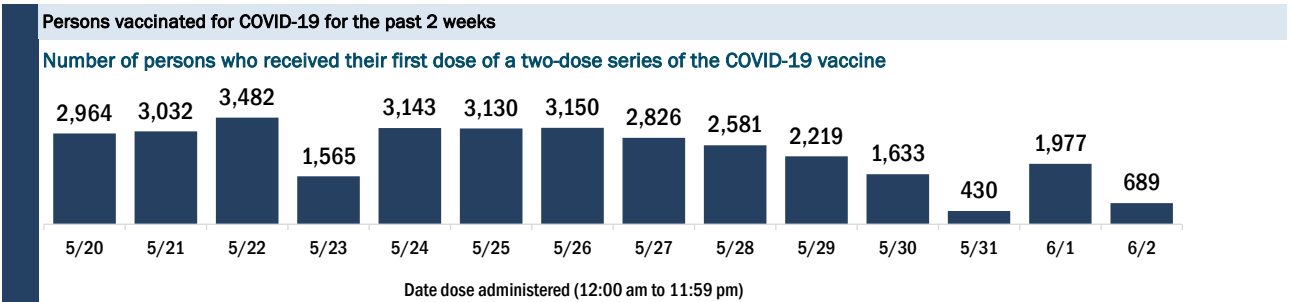
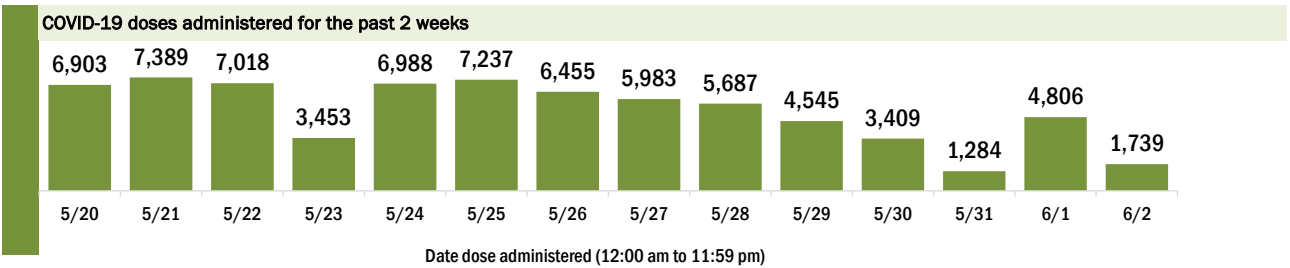
COVID-19 doses for vaccinated persons in Florida	
Doses administered	1,100,453

People receiving one dose of a 1-dose series (Johnson & Johnson) or receiving only one dose of a 2-dose series (Moderna, Pfizer) count once. Persons receiving both doses of a 2-dose series count twice.

Current status of persons vaccinated for COVID-19 in Florida	
Total people vaccinated	648,782
First dose	123,289
Series completed	525,493
Completed 1-dose series	73,822
Completed 2-dose series	451,671

First dose: current number of people who have only received their first dose of the Moderna or Pfizer vaccine.
Series complete: current number of people who have received both Moderna or Pfizer vaccine doses or one Johnson & Johnson dose and are considered fully immunized.

Demographic summary	First dose	Series complete	Total people vaccinated
Age group	123,289	525,493	648,782
12-14 years	9,416	12	9,428
15-24 years	22,829	51,210	74,039
25-34 years	21,463	73,011	94,474
35-44 years	20,781	87,094	107,875
45-54 years	18,309	93,447	111,756
55-64 years	14,527	96,117	110,644
65-74 years	8,441	77,514	85,955
75-84 years	4,438	34,852	39,290
85+ years	3,085	12,236	15,321
Race	123,289	525,493	648,782
White	60,909	306,805	367,714
Black	13,080	42,683	55,763
American Indian/Alaskan	652	1,685	2,337
Other	25,074	90,938	116,012
Unknown	23,574	83,382	106,956
Other race includes Asian, native Hawaiian/Pacific Islander, or other.			
Ethnicity	123,289	525,493	648,782
Hispanic	32,548	78,068	110,616
Non-Hispanic	41,986	251,099	293,085
Unknown	48,755	196,326	245,081
Gender	123,289	525,493	648,782
Female	64,141	283,053	347,194
Male	57,448	241,333	298,781
Unknown	1,700	1,107	2,807



COVID-19: Osceola County vaccine summary

Vaccination data through Jun 2, 2021 as of Jun 3, 2021 at 12:05 AM

Data in this report are provisional and subject to change.

Data in this summary pertain to COVID-19 vaccines approved by the U.S. Food and Drug Administration and have been issued an Emergency Use Authorization (Janssen COVID-19 Vaccine, Moderna COVID-19 Vaccine and Pfizer-BioNTech COVID-19 Vaccine). These data summarize the number of people who have received either their first dose or have completed the series for a COVID-19 vaccine. **A person can only be counted in one category, first dose or series complete.** For persons receiving Moderna or Pfizer vaccines, once they receive their second dose, they are moved from the first dose column to the series completed column. **Because of this, the total first dose category may show a change from report to report not matching the total receiving their first dose from the previous day.** Persons receiving Johnson & Johnson vaccines will always be counted in the series completed column.

COVID-19 doses for vaccinated persons in Florida

Doses administered 300,584

People receiving one dose of a 1-dose series (Johnson & Johnson) or receiving only one dose of a 2-dose series (Moderna, Pfizer) count once. Persons receiving both doses of a 2-dose series count twice.

Current status of persons vaccinated for COVID-19 in Florida

Total people vaccinated 177,363

First dose 36,835

Series completed 140,528

Completed 1-dose series 17,307

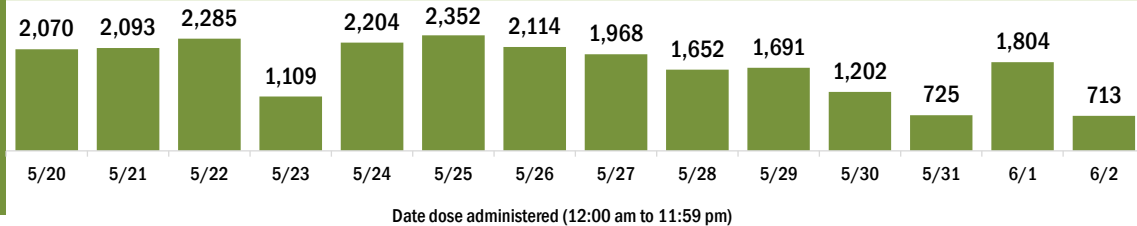
Completed 2-dose series 123,221

First dose: current number of people who have only received their first dose of the Moderna or Pfizer vaccine.

Series complete: current number of people who have received both Moderna or Pfizer vaccine doses or one Johnson & Johnson dose and are considered fully immunized.

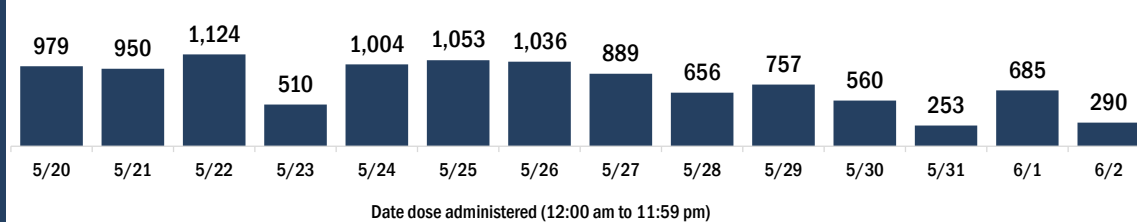
Demographic summary	First dose	Series complete	Total people vaccinated
Age group	36,835	140,528	177,363
12-14 years	2,557	10	2,567
15-24 years	6,721	12,064	18,785
25-34 years	5,768	16,172	21,940
35-44 years	6,480	21,026	27,506
45-54 years	6,050	25,227	31,277
55-64 years	4,676	26,996	31,672
65-74 years	2,704	24,492	27,196
75-84 years	1,416	11,287	12,703
85+ years	463	3,254	3,717
Race	36,835	140,528	177,363
White	18,643	82,361	101,004
Black	2,086	7,460	9,546
American Indian/Alaskan	185	647	832
Other	8,550	25,598	34,148
Unknown	7,371	24,462	31,833
Other race includes Asian, native Hawaiian/Pacific Islander, or other.			
Ethnicity	36,835	140,528	177,363
Hispanic	16,052	45,290	61,342
Non-Hispanic	7,616	47,094	54,710
Unknown	13,167	48,144	61,311
Gender	36,835	140,528	177,363
Female	19,712	77,308	97,020
Male	17,061	63,127	80,188
Unknown	62	93	155

COVID-19 doses administered for the past 2 weeks

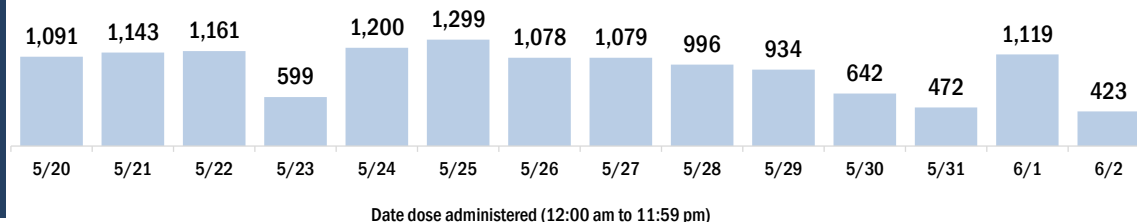


Persons vaccinated for COVID-19 for the past 2 weeks

Number of persons who received their first dose of a two-dose series of the COVID-19 vaccine



Number of persons who completed the COVID-19 vaccine series



COVID-19: Palm Beach County vaccine summary

Vaccination data through Jun 2, 2021 as of Jun 3, 2021 at 12:05 AM

Data in this report are provisional and subject to change.

Data in this summary pertain to COVID-19 vaccines approved by the U.S. Food and Drug Administration and have been issued an Emergency Use Authorization (Janssen COVID-19 Vaccine, Moderna COVID-19 Vaccine and Pfizer-BioNTech COVID-19 Vaccine). These data summarize the number of people who have received either their first dose or have completed the series for a COVID-19 vaccine. **A person can only be counted in one category, first dose or series complete.** For persons receiving Moderna or Pfizer vaccines, once they receive their second dose, they are moved from the first dose column to the series completed column. **Because of this, the total first dose category may show a change from report to report not matching the total receiving their first dose from the previous day.** Persons receiving Johnson & Johnson vaccines will always be counted in the series completed column.

COVID-19 doses for vaccinated persons in Florida

Doses administered 1,306,038

People receiving one dose of a 1-dose series (Johnson & Johnson) or receiving only one dose of a 2-dose series (Moderna, Pfizer) count once. Persons receiving both doses of a 2-dose series count twice.

Current status of persons vaccinated for COVID-19 in Florida

Total people vaccinated 749,116

First dose 136,969

Series completed 612,147

Completed 1-dose series 55,225

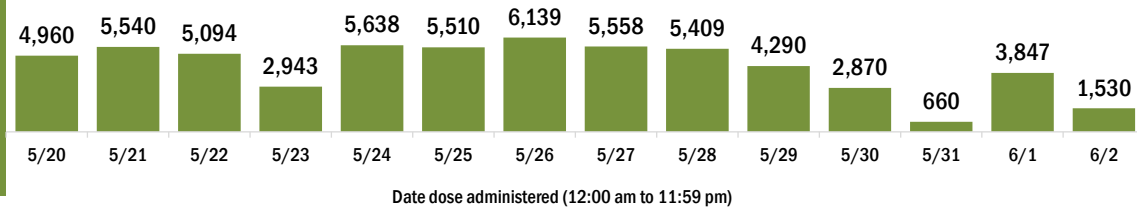
Completed 2-dose series 556,922

First dose: current number of people who have only received their first dose of the Moderna or Pfizer vaccine.

Series complete: current number of people who have received both Moderna or Pfizer vaccine doses or one Johnson & Johnson dose and are considered fully immunized.

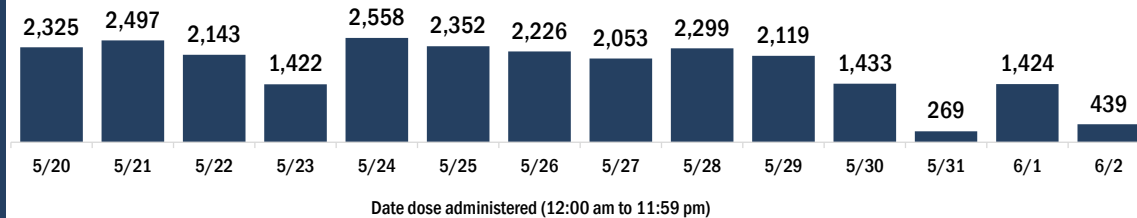
Demographic summary	First dose	Series complete	Total people vaccinated
Age group	136,969	612,147	749,116
12-14 years	6,438	10	6,448
15-24 years	16,588	33,204	49,792
25-34 years	14,762	46,525	61,287
35-44 years	17,091	63,116	80,207
45-54 years	19,502	85,889	105,391
55-64 years	21,069	118,604	139,673
65-74 years	20,694	137,494	158,188
75-84 years	14,090	90,524	104,614
85+ years	6,735	36,781	43,516
Race	136,969	612,147	749,116
White	78,761	380,657	459,418
Black	13,728	38,557	52,285
American Indian/Alaskan	729	1,913	2,642
Other	16,258	61,375	77,633
Unknown	27,493	129,645	157,138
Other race includes Asian, native Hawaiian/Pacific Islander, or other.			
Ethnicity	136,969	612,147	749,116
Hispanic	27,112	76,095	103,207
Non-Hispanic	59,810	305,218	365,028
Unknown	50,047	230,834	280,881
Gender	136,969	612,147	749,116
Female	72,872	337,776	410,648
Male	63,592	273,925	337,517
Unknown	505	446	951

COVID-19 doses administered for the past 2 weeks

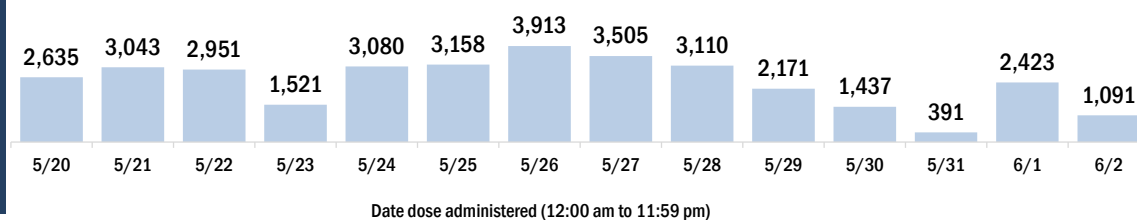


Persons vaccinated for COVID-19 for the past 2 weeks

Number of persons who received their first dose of a two-dose series of the COVID-19 vaccine



Number of persons who completed the COVID-19 vaccine series



COVID-19: Pasco County vaccine summary

Vaccination data through Jun 2, 2021 as of Jun 3, 2021 at 12:05 AM

Data in this report are provisional and subject to change.

Data in this summary pertain to COVID-19 vaccines approved by the U.S. Food and Drug Administration and have been issued an Emergency Use Authorization (Janssen COVID-19 Vaccine, Moderna COVID-19 Vaccine and Pfizer-BioNTech COVID-19 Vaccine). These data summarize the number of people who have received either their first dose or have completed the series for a COVID-19 vaccine. **A person can only be counted in one category, first dose or series complete.** For persons receiving Moderna or Pfizer vaccines, once they receive their second dose, they are moved from the first dose column to the series completed column. **Because of this, the total first dose category may show a change from report to report not matching the total receiving their first dose from the previous day.** Persons receiving Johnson & Johnson vaccines will always be counted in the series completed column.

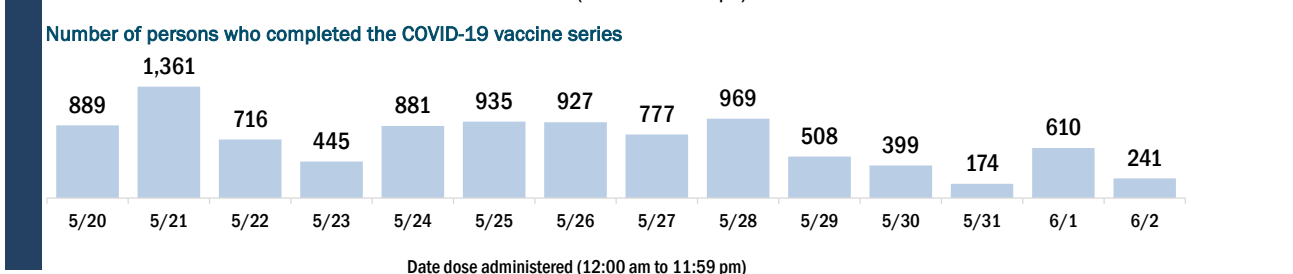
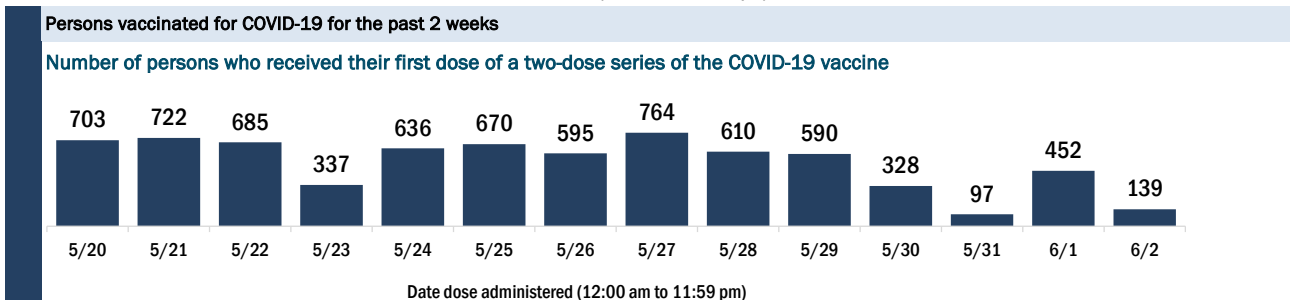
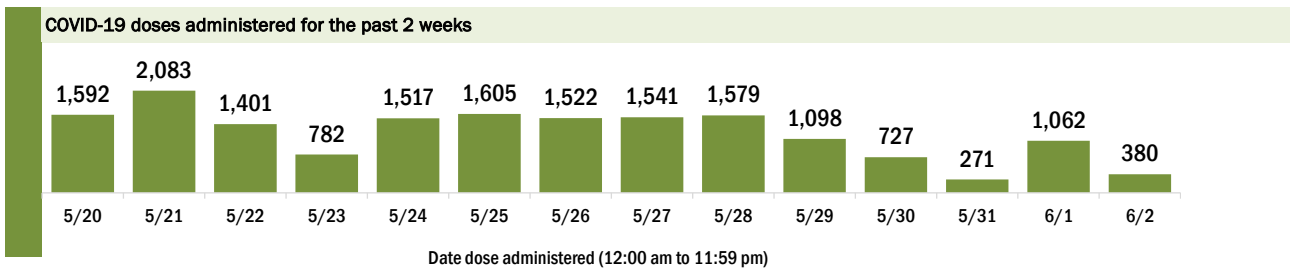
COVID-19 doses for vaccinated persons in Florida	
Doses administered	418,000

People receiving one dose of a 1-dose series (Johnson & Johnson) or receiving only one dose of a 2-dose series (Moderna, Pfizer) count once. Persons receiving both doses of a 2-dose series count twice.

Current status of persons vaccinated for COVID-19 in Florida	
Total people vaccinated	239,425
First dose	43,316
Series completed	196,109
Completed 1-dose series	17,534
Completed 2-dose series	178,575

First dose: current number of people who have only received their first dose of the Moderna or Pfizer vaccine.
Series complete: current number of people who have received both Moderna or Pfizer vaccine doses or one Johnson & Johnson dose and are considered fully immunized.

Demographic summary	First dose	Series complete	Total people vaccinated
Age group	43,316	196,109	239,425
12-14 years	1,970	8	1,978
15-24 years	5,214	10,582	15,796
25-34 years	4,070	13,298	17,368
35-44 years	5,229	20,982	26,211
45-54 years	5,912	28,091	34,003
55-64 years	6,745	39,119	45,864
65-74 years	7,540	47,695	55,235
75-84 years	4,995	28,015	33,010
85+ years	1,641	8,319	9,960
Race	43,316	196,109	239,425
White	29,358	143,962	173,320
Black	2,004	6,192	8,196
American Indian/Alaskan	238	741	979
Other	5,518	19,350	24,868
Unknown	6,198	25,864	32,062
Other race includes Asian, native Hawaiian/Pacific Islander, or other.			
Ethnicity	43,316	196,109	239,425
Hispanic	5,122	13,761	18,883
Non-Hispanic	22,344	114,705	137,049
Unknown	15,850	67,643	83,493
Gender	43,316	196,109	239,425
Female	23,496	110,199	133,695
Male	19,781	85,783	105,564
Unknown	39	127	166



COVID-19: Pinellas County vaccine summary

Vaccination data through Jun 2, 2021 as of Jun 3, 2021 at 12:05 AM

Data in this report are provisional and subject to change.

Data in this summary pertain to COVID-19 vaccines approved by the U.S. Food and Drug Administration and have been issued an Emergency Use Authorization (Janssen COVID-19 Vaccine, Moderna COVID-19 Vaccine and Pfizer-BioNTech COVID-19 Vaccine). These data summarize the number of people who have received either their first dose or have completed the series for a COVID-19 vaccine. **A person can only be counted in one category, first dose or series complete.** For persons receiving Moderna or Pfizer vaccines, once they receive their second dose, they are moved from the first dose column to the series completed column. **Because of this, the total first dose category may show a change from report to report not matching the total receiving their first dose from the previous day.** Persons receiving Johnson & Johnson vaccines will always be counted in the series completed column.

COVID-19 doses for vaccinated persons in Florida

Doses administered 855,037

People receiving one dose of a 1-dose series (Johnson & Johnson) or receiving only one dose of a 2-dose series (Moderna, Pfizer) count once. Persons receiving both doses of a 2-dose series count twice.

Current status of persons vaccinated for COVID-19 in Florida

Total people vaccinated 476,391

First dose 69,265

Series completed 407,126

Completed 1-dose series 28,480

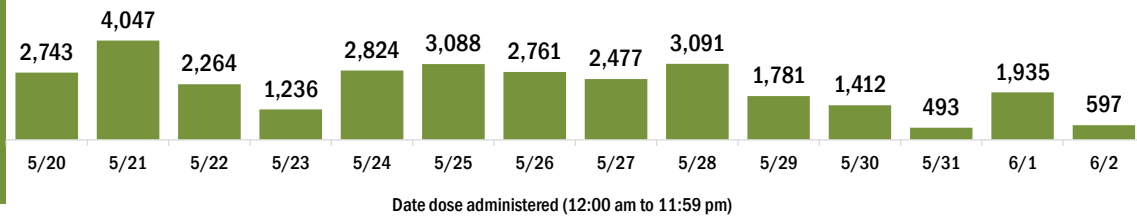
Completed 2-dose series 378,646

First dose: current number of people who have only received their first dose of the Moderna or Pfizer vaccine.

Series complete: current number of people who have received both Moderna or Pfizer vaccine doses or one Johnson & Johnson dose and are considered fully immunized.

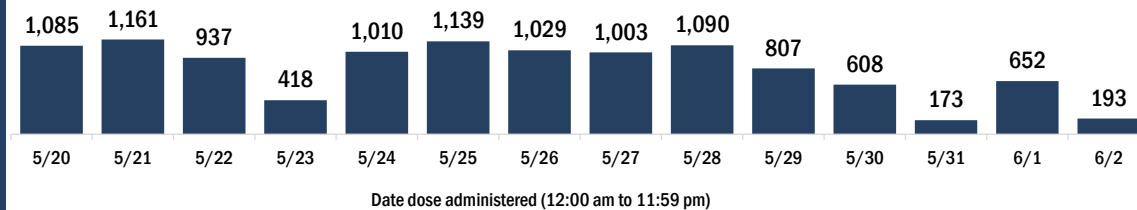
Demographic summary	First dose	Series complete	Total people vaccinated
Age group	69,265	407,126	476,391
12-14 years	2,996	13	3,009
15-24 years	7,981	19,425	27,406
25-34 years	8,104	32,914	41,018
35-44 years	8,274	39,568	47,842
45-54 years	9,299	53,862	63,161
55-64 years	11,562	90,426	101,988
65-74 years	11,375	99,262	110,637
75-84 years	6,642	52,053	58,695
85+ years	3,032	19,603	22,635
Race	69,265	407,126	476,391
White	44,599	298,218	342,817
Black	4,520	18,742	23,262
American Indian/Alaskan	360	1,043	1,403
Other	7,982	34,394	42,376
Unknown	11,804	54,729	66,533
Other race includes Asian, native Hawaiian/Pacific Islander, or other.			
Ethnicity	69,265	407,126	476,391
Hispanic	5,304	16,155	21,459
Non-Hispanic	36,249	251,814	288,063
Unknown	27,712	139,157	166,869
Gender	69,265	407,126	476,391
Female	37,421	227,133	264,554
Male	31,705	179,358	211,063
Unknown	139	635	774

COVID-19 doses administered for the past 2 weeks

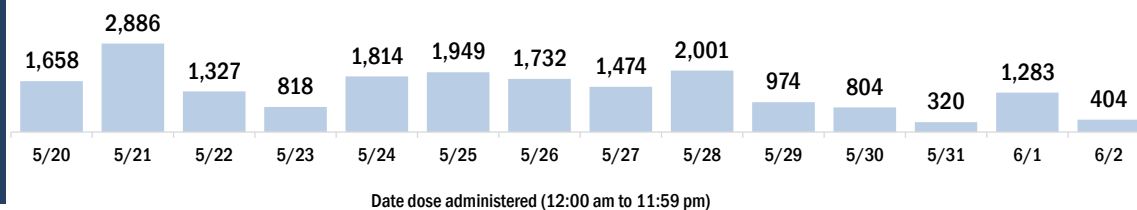


Persons vaccinated for COVID-19 for the past 2 weeks

Number of persons who received their first dose of a two-dose series of the COVID-19 vaccine



Number of persons who completed the COVID-19 vaccine series



COVID-19: Polk County vaccine summary

Vaccination data through Jun 2, 2021 as of Jun 3, 2021 at 12:05 AM

Data in this report are provisional and subject to change.

Data in this summary pertain to COVID-19 vaccines approved by the U.S. Food and Drug Administration and have been issued an Emergency Use Authorization (Janssen COVID-19 Vaccine, Moderna COVID-19 Vaccine and Pfizer-BioNTech COVID-19 Vaccine). These data summarize the number of people who have received either their first dose or have completed the series for a COVID-19 vaccine. **A person can only be counted in one category, first dose or series complete.** For persons receiving Moderna or Pfizer vaccines, once they receive their second dose, they are moved from the first dose column to the series completed column. **Because of this, the total first dose category may show a change from report to report not matching the total receiving their first dose from the previous day.** Persons receiving Johnson & Johnson vaccines will always be counted in the series completed column.

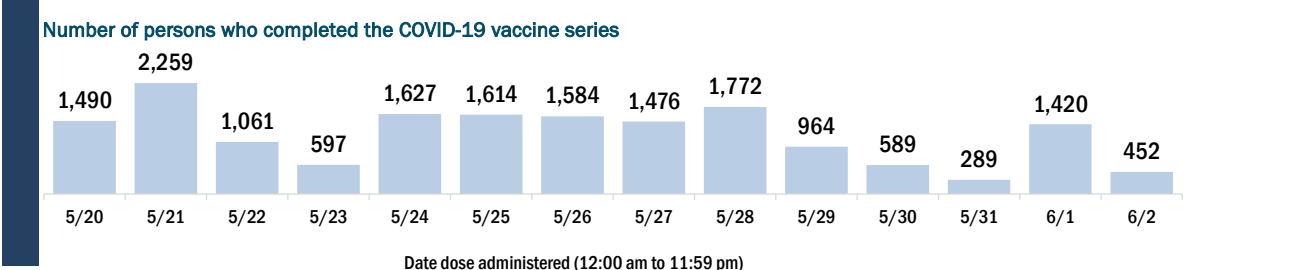
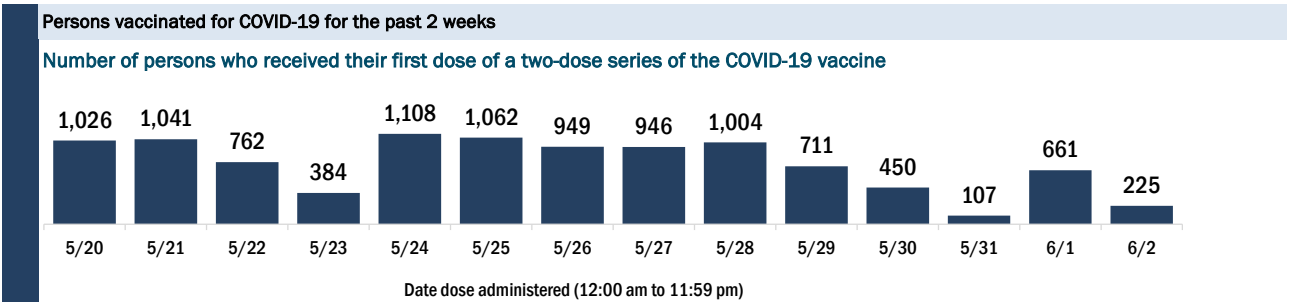
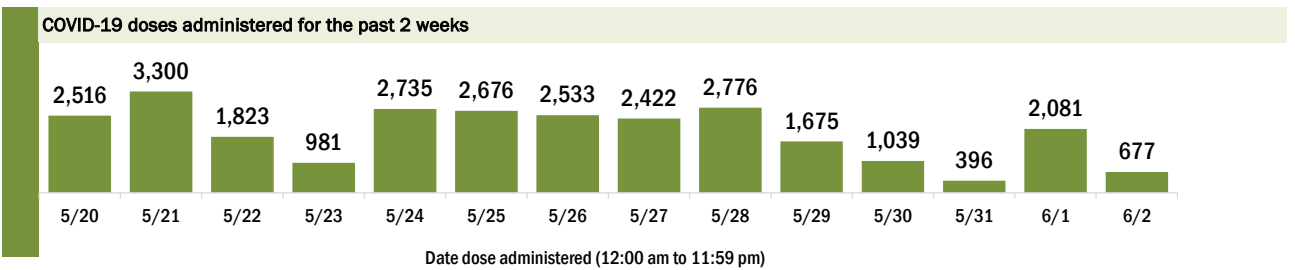
COVID-19 doses for vaccinated persons in Florida	
Doses administered	485,449

People receiving one dose of a 1-dose series (Johnson & Johnson) or receiving only one dose of a 2-dose series (Moderna, Pfizer) count once. Persons receiving both doses of a 2-dose series count twice.

Current status of persons vaccinated for COVID-19 in Florida	
Total people vaccinated	279,728
First dose	57,167
Series completed	222,561
Completed 1-dose series	16,840
Completed 2-dose series	205,721

First dose: current number of people who have only received their first dose of the Moderna or Pfizer vaccine.
Series complete: current number of people who have received both Moderna or Pfizer vaccine doses or one Johnson & Johnson dose and are considered fully immunized.

Demographic summary	First dose	Series complete	Total people vaccinated
Age group	57,167	222,561	279,728
12-14 years	2,060	4	2,064
15-24 years	6,744	11,850	18,594
25-34 years	6,568	17,778	24,346
35-44 years	7,328	22,365	29,693
45-54 years	7,825	29,539	37,364
55-64 years	8,746	43,191	51,937
65-74 years	9,636	55,564	65,200
75-84 years	6,106	32,800	38,906
85+ years	2,154	9,470	11,624
Race	57,167	222,561	279,728
White	33,242	150,304	183,546
Black	5,409	16,161	21,570
American Indian/Alaskan	405	1,066	1,471
Other	8,113	21,866	29,979
Unknown	9,998	33,164	43,162
Other race includes Asian, native Hawaiian/Pacific Islander, or other.			
Ethnicity	57,167	222,561	279,728
Hispanic	12,312	30,276	42,588
Non-Hispanic	23,628	118,849	142,477
Unknown	21,227	73,436	94,663
Gender	57,167	222,561	279,728
Female	30,097	123,139	153,236
Male	26,953	99,312	126,265
Unknown	117	110	227



COVID-19: Putnam County vaccine summary

Vaccination data through Jun 2, 2021 as of Jun 3, 2021 at 12:05 AM

Data in this report are provisional and subject to change.

Data in this summary pertain to COVID-19 vaccines approved by the U.S. Food and Drug Administration and have been issued an Emergency Use Authorization (Janssen COVID-19 Vaccine, Moderna COVID-19 Vaccine and Pfizer-BioNTech COVID-19 Vaccine). These data summarize the number of people who have received either their first dose or have completed the series for a COVID-19 vaccine. **A person can only be counted in one category, first dose or series complete.** For persons receiving Moderna or Pfizer vaccines, once they receive their second dose, they are moved from the first dose column to the series completed column. **Because of this, the total first dose category may show a change from report to report not matching the total receiving their first dose from the previous day.** Persons receiving Johnson & Johnson vaccines will always be counted in the series completed column.

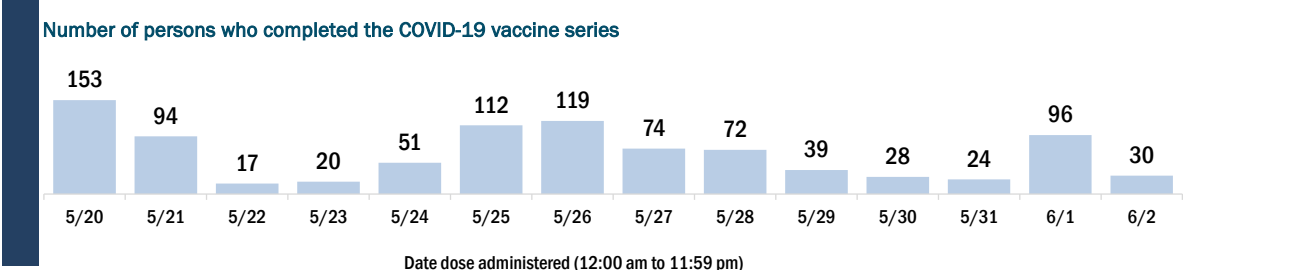
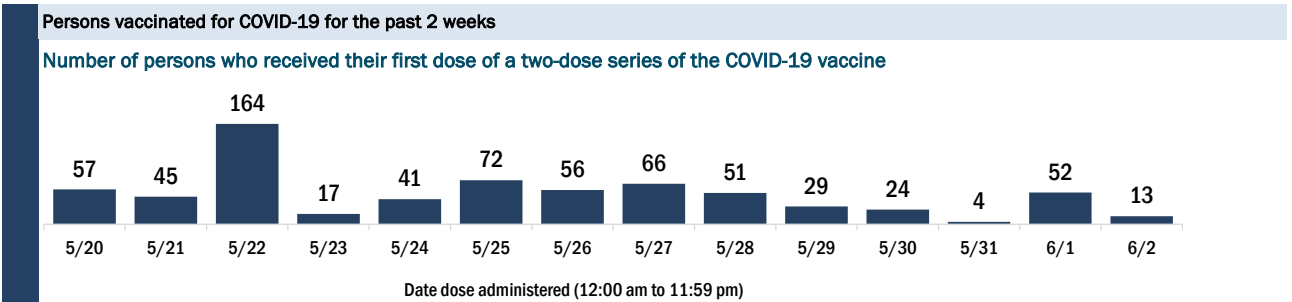
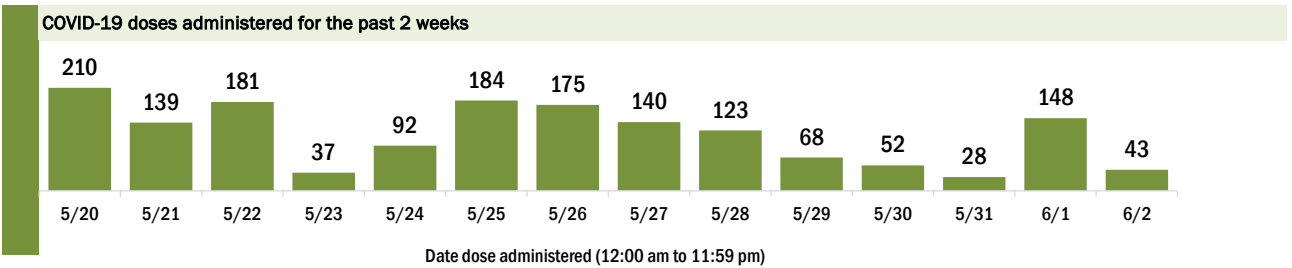
COVID-19 doses for vaccinated persons in Florida	
Doses administered	37,416

People receiving one dose of a 1-dose series (Johnson & Johnson) or receiving only one dose of a 2-dose series (Moderna, Pfizer) count once. Persons receiving both doses of a 2-dose series count twice.

Current status of persons vaccinated for COVID-19 in Florida	
Total people vaccinated	21,882
First dose	4,902
Series completed	16,980
Completed 1-dose series	1,446
Completed 2-dose series	15,534

First dose: current number of people who have only received their first dose of the Moderna or Pfizer vaccine.
Series complete: current number of people who have received both Moderna or Pfizer vaccine doses or one Johnson & Johnson dose and are considered fully immunized.

Demographic summary	First dose	Series complete	Total people vaccinated
Age group	4,902	16,980	21,882
12-14 years	79	0	79
15-24 years	292	485	777
25-34 years	377	765	1,142
35-44 years	378	1,087	1,465
45-54 years	555	1,764	2,319
55-64 years	1,015	3,837	4,852
65-74 years	1,237	5,348	6,585
75-84 years	731	2,819	3,550
85+ years	238	875	1,113
Race	4,902	16,980	21,882
White	3,407	12,955	16,362
Black	519	2,036	2,555
American Indian/Alaskan	48	133	181
Other	619	1,014	1,633
Unknown	309	842	1,151
Other race includes Asian, native Hawaiian/Pacific Islander, or other.			
Ethnicity	4,902	16,980	21,882
Hispanic	478	846	1,324
Non-Hispanic	3,386	13,209	16,595
Unknown	1,038	2,925	3,963
Gender	4,902	16,980	21,882
Female	2,566	9,510	12,076
Male	2,320	7,460	9,780
Unknown	16	10	26



COVID-19: Santa Rosa County vaccine summary

Vaccination data through Jun 2, 2021 as of Jun 3, 2021 at 12:05 AM

Data in this report are provisional and subject to change.

Data in this summary pertain to COVID-19 vaccines approved by the U.S. Food and Drug Administration and have been issued an Emergency Use Authorization (Janssen COVID-19 Vaccine, Moderna COVID-19 Vaccine and Pfizer-BioNTech COVID-19 Vaccine). These data summarize the number of people who have received either their first dose or have completed the series for a COVID-19 vaccine. **A person can only be counted in one category, first dose or series complete.** For persons receiving Moderna or Pfizer vaccines, once they receive their second dose, they are moved from the first dose column to the series completed column. **Because of this, the total first dose category may show a change from report to report not matching the total receiving their first dose from the previous day.** Persons receiving Johnson & Johnson vaccines will always be counted in the series completed column.

COVID-19 doses for vaccinated persons in Florida

Doses administered 111,698

People receiving one dose of a 1-dose series (Johnson & Johnson) or receiving only one dose of a 2-dose series (Moderna, Pfizer) count once. Persons receiving both doses of a 2-dose series count twice.

Current status of persons vaccinated for COVID-19 in Florida

Total people vaccinated 63,290

First dose 11,336

Series completed 51,954

Completed 1-dose series 3,546

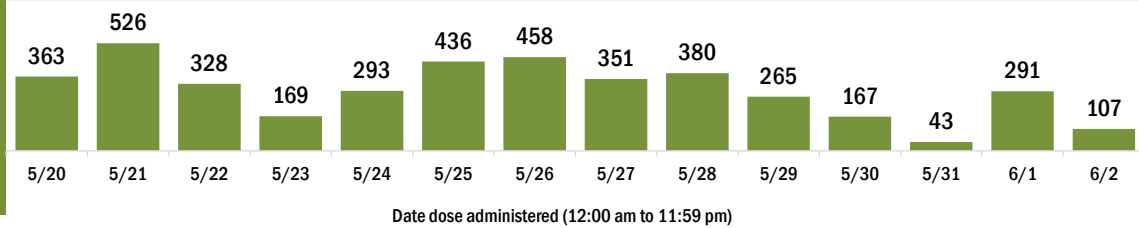
Completed 2-dose series 48,408

First dose: current number of people who have only received their first dose of the Moderna or Pfizer vaccine.

Series complete: current number of people who have received both Moderna or Pfizer vaccine doses or one Johnson & Johnson dose and are considered fully immunized.

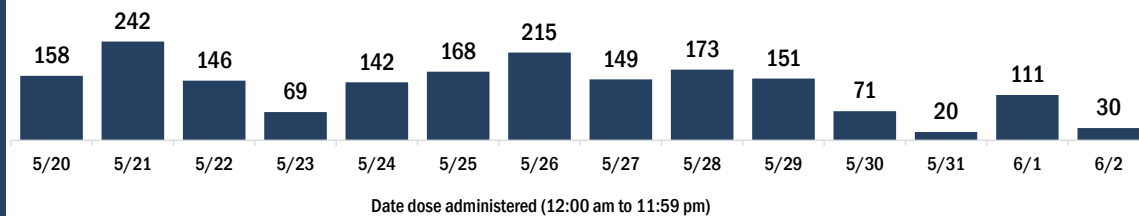
Demographic summary	First dose	Series complete	Total people vaccinated
Age group	11,336	51,954	63,290
12-14 years	423	0	423
15-24 years	1,411	2,765	4,176
25-34 years	1,249	3,735	4,984
35-44 years	1,560	5,346	6,906
45-54 years	1,649	7,256	8,905
55-64 years	2,044	11,531	13,575
65-74 years	1,828	13,095	14,923
75-84 years	892	6,376	7,268
85+ years	280	1,850	2,130
Race	11,336	51,954	63,290
White	7,297	37,975	45,272
Black	653	2,047	2,700
American Indian/Alaskan	74	312	386
Other	874	3,684	4,558
Unknown	2,438	7,936	10,374
Other race includes Asian, native Hawaiian/Pacific Islander, or other.			
Ethnicity	11,336	51,954	63,290
Hispanic	553	1,837	2,390
Non-Hispanic	6,358	35,067	41,425
Unknown	4,425	15,050	19,475
Gender	11,336	51,954	63,290
Female	5,883	28,568	34,451
Male	5,443	23,368	28,811
Unknown	10	18	28

COVID-19 doses administered for the past 2 weeks

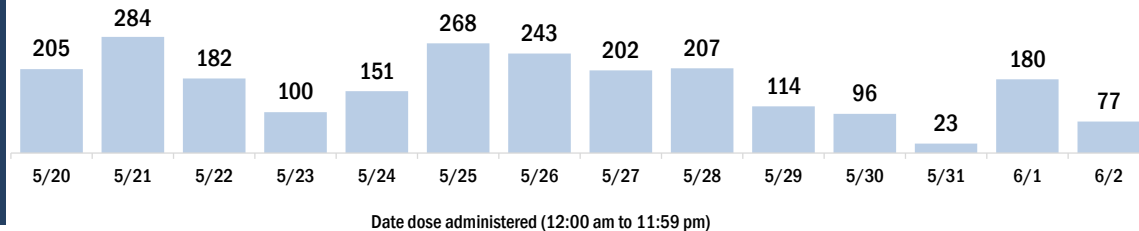


Persons vaccinated for COVID-19 for the past 2 weeks

Number of persons who received their first dose of a two-dose series of the COVID-19 vaccine



Number of persons who completed the COVID-19 vaccine series



COVID-19: Sarasota County vaccine summary

Vaccination data through Jun 2, 2021 as of Jun 3, 2021 at 12:05 AM

Data in this report are provisional and subject to change.

Data in this summary pertain to COVID-19 vaccines approved by the U.S. Food and Drug Administration and have been issued an Emergency Use Authorization (Janssen COVID-19 Vaccine, Moderna COVID-19 Vaccine and Pfizer-BioNTech COVID-19 Vaccine). These data summarize the number of people who have received either their first dose or have completed the series for a COVID-19 vaccine. **A person can only be counted in one category, first dose or series complete.** For persons receiving Moderna or Pfizer vaccines, once they receive their second dose, they are moved from the first dose column to the series completed column. **Because of this, the total first dose category may show a change from report to report not matching the total receiving their first dose from the previous day.** Persons receiving Johnson & Johnson vaccines will always be counted in the series completed column.

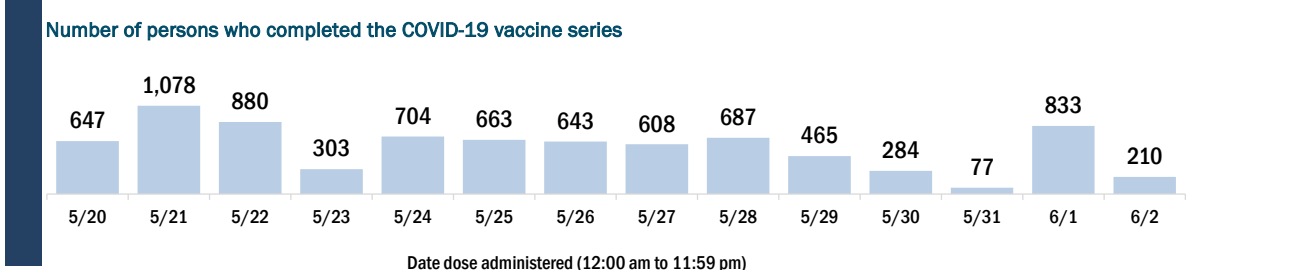
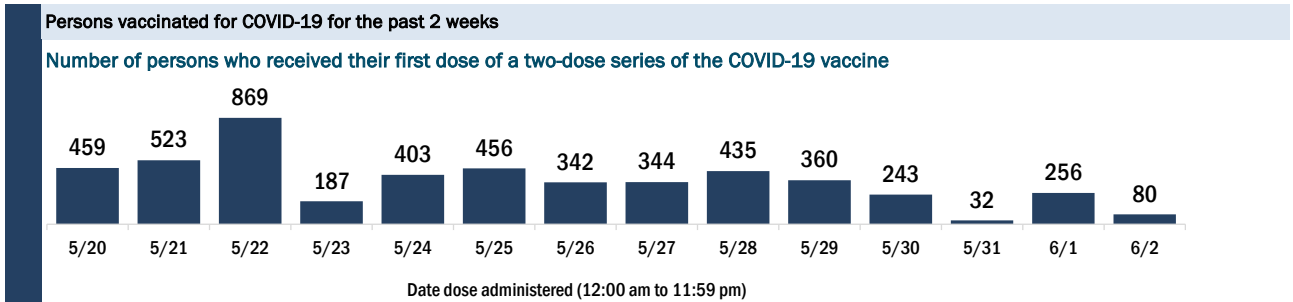
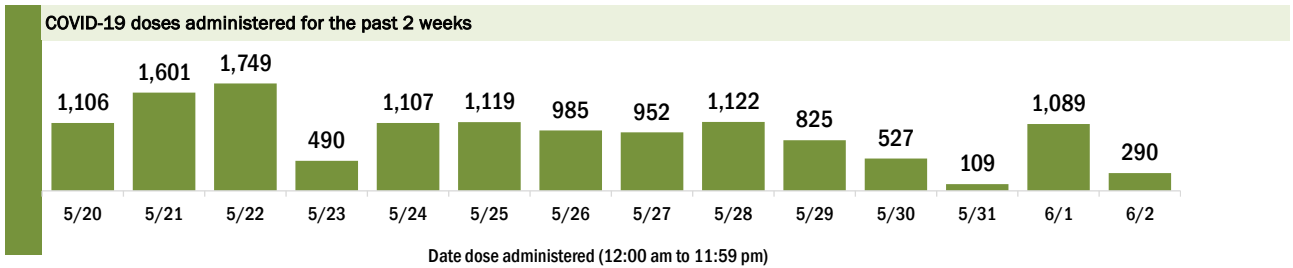
COVID-19 doses for vaccinated persons in Florida	
Doses administered	458,415

People receiving one dose of a 1-dose series (Johnson & Johnson) or receiving only one dose of a 2-dose series (Moderna, Pfizer) count once. Persons receiving both doses of a 2-dose series count twice.

Current status of persons vaccinated for COVID-19 in Florida	
Total people vaccinated	259,147
First dose	47,175
Series completed	211,972
Completed 1-dose series	12,704
Completed 2-dose series	199,268

First dose: current number of people who have only received their first dose of the Moderna or Pfizer vaccine.
Series complete: current number of people who have received both Moderna or Pfizer vaccine doses or one Johnson & Johnson dose and are considered fully immunized.

Demographic summary	First dose	Series complete	Total people vaccinated
Age group	47,175	211,972	259,147
12-14 years	1,573	1	1,574
15-24 years	4,071	7,177	11,248
25-34 years	3,055	8,878	11,933
35-44 years	3,587	12,401	15,988
45-54 years	4,890	19,513	24,403
55-64 years	7,521	39,138	46,659
65-74 years	11,448	66,644	78,092
75-84 years	7,816	42,983	50,799
85+ years	3,214	15,237	18,451
Race	47,175	211,972	259,147
White	35,657	165,204	200,861
Black	1,203	3,376	4,579
American Indian/Alaskan	192	741	933
Other	3,487	14,806	18,293
Unknown	6,636	27,845	34,481
Other race includes Asian, native Hawaiian/Pacific Islander, or other.			
Ethnicity	47,175	211,972	259,147
Hispanic	3,992	9,822	13,814
Non-Hispanic	28,700	138,159	166,859
Unknown	14,483	63,991	78,474
Gender	47,175	211,972	259,147
Female	25,000	117,712	142,712
Male	22,063	94,130	116,193
Unknown	112	130	242



COVID-19: Seminole County vaccine summary

Vaccination data through Jun 2, 2021 as of Jun 3, 2021 at 12:05 AM

Data in this report are provisional and subject to change.

Data in this summary pertain to COVID-19 vaccines approved by the U.S. Food and Drug Administration and have been issued an Emergency Use Authorization (Janssen COVID-19 Vaccine, Moderna COVID-19 Vaccine and Pfizer-BioNTech COVID-19 Vaccine). These data summarize the number of people who have received either their first dose or have completed the series for a COVID-19 vaccine. **A person can only be counted in one category, first dose or series complete.** For persons receiving Moderna or Pfizer vaccines, once they receive their second dose, they are moved from the first dose column to the series completed column. **Because of this, the total first dose category may show a change from report to report not matching the total receiving their first dose from the previous day.** Persons receiving Johnson & Johnson vaccines will always be counted in the series completed column.

COVID-19 doses for vaccinated persons in Florida

Doses administered 398,953

People receiving one dose of a 1-dose series (Johnson & Johnson) or receiving only one dose of a 2-dose series (Moderna, Pfizer) count once. Persons receiving both doses of a 2-dose series count twice.

Current status of persons vaccinated for COVID-19 in Florida

Total people vaccinated 223,994

First dose 33,835

Series completed 190,159

Completed 1-dose series 15,200

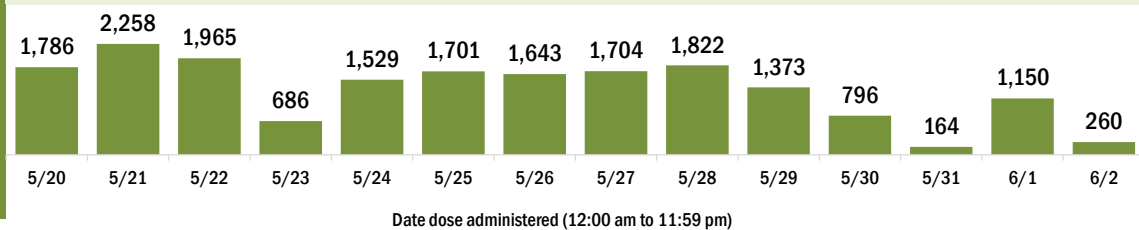
Completed 2-dose series 174,959

First dose: current number of people who have only received their first dose of the Moderna or Pfizer vaccine.

Series complete: current number of people who have received both Moderna or Pfizer vaccine doses or one Johnson & Johnson dose and are considered fully immunized.

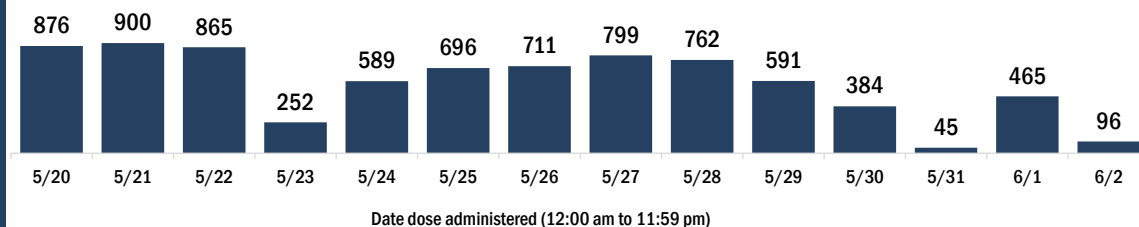
Demographic summary	First dose	Series complete	Total people vaccinated
Age group	33,835	190,159	223,994
12-14 years	3,693	10	3,703
15-24 years	6,308	17,023	23,331
25-34 years	5,129	21,473	26,602
35-44 years	5,122	27,756	32,878
45-54 years	4,638	31,159	35,797
55-64 years	4,160	36,506	40,666
65-74 years	2,696	33,733	36,429
75-84 years	1,412	16,295	17,707
85+ years	677	6,204	6,881
Race	33,835	190,159	223,994
White	19,583	130,421	150,004
Black	3,125	12,646	15,771
American Indian/Alaskan	192	774	966
Other	6,203	27,803	34,006
Unknown	4,732	18,515	23,247
Other race includes Asian, native Hawaiian/Pacific Islander, or other.			
Ethnicity	33,835	190,159	223,994
Hispanic	6,607	25,952	32,559
Non-Hispanic	15,927	117,083	133,010
Unknown	11,301	47,124	58,425
Gender	33,835	190,159	223,994
Female	18,049	104,902	122,951
Male	15,696	85,107	100,803
Unknown	90	150	240

COVID-19 doses administered for the past 2 weeks

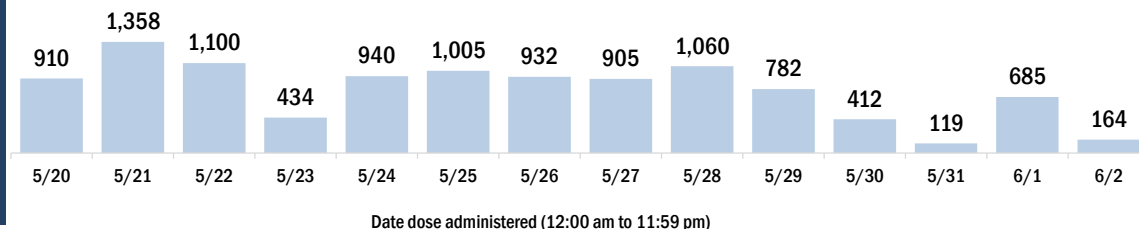


Persons vaccinated for COVID-19 for the past 2 weeks

Number of persons who received their first dose of a two-dose series of the COVID-19 vaccine



Number of persons who completed the COVID-19 vaccine series



COVID-19: St. Johns County vaccine summary

Vaccination data through Jun 2, 2021 as of Jun 3, 2021 at 12:05 AM

Data in this report are provisional and subject to change.

Data in this summary pertain to COVID-19 vaccines approved by the U.S. Food and Drug Administration and have been issued an Emergency Use Authorization (Janssen COVID-19 Vaccine, Moderna COVID-19 Vaccine and Pfizer-BioNTech COVID-19 Vaccine). These data summarize the number of people who have received either their first dose or have completed the series for a COVID-19 vaccine. **A person can only be counted in one category, first dose or series complete.** For persons receiving Moderna or Pfizer vaccines, once they receive their second dose, they are moved from the first dose column to the series completed column. **Because of this, the total first dose category may show a change from report to report not matching the total receiving their first dose from the previous day.** Persons receiving Johnson & Johnson vaccines will always be counted in the series completed column.

COVID-19 doses for vaccinated persons in Florida

Doses administered 252,271

People receiving one dose of a 1-dose series (Johnson & Johnson) or receiving only one dose of a 2-dose series (Moderna, Pfizer) count once. Persons receiving both doses of a 2-dose series count twice.

Current status of persons vaccinated for COVID-19 in Florida

Total people vaccinated 137,780

First dose 15,854

Series completed 121,926

Completed 1-dose series 7,435

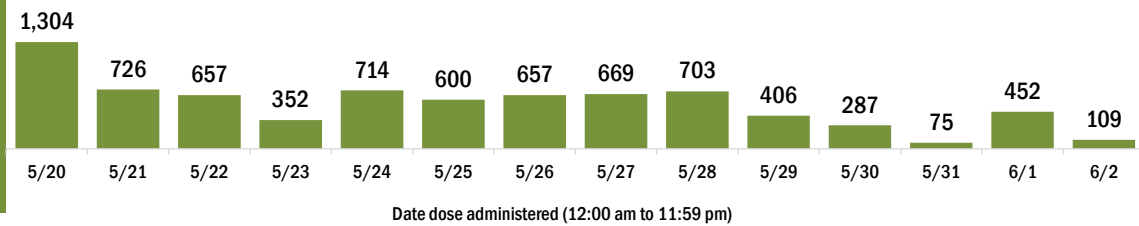
Completed 2-dose series 114,491

First dose: current number of people who have only received their first dose of the Moderna or Pfizer vaccine.

Series complete: current number of people who have received both Moderna or Pfizer vaccine doses or one Johnson & Johnson dose and are considered fully immunized.

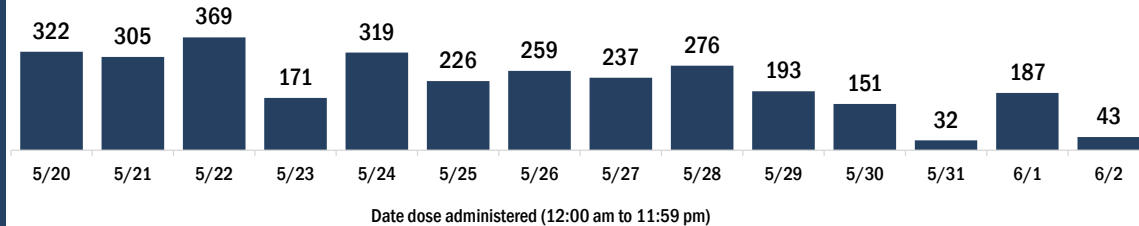
Demographic summary	First dose	Series complete	Total people vaccinated
Age group	15,854	121,926	137,780
12-14 years	1,717	5	1,722
15-24 years	2,888	8,141	11,029
25-34 years	1,527	7,946	9,473
35-44 years	2,132	15,770	17,902
45-54 years	2,178	18,744	20,922
55-64 years	2,122	24,242	26,364
65-74 years	1,897	28,840	30,737
75-84 years	978	14,072	15,050
85+ years	415	4,166	4,581
Race	15,854	121,926	137,780
White	10,135	89,921	100,056
Black	650	3,797	4,447
American Indian/Alaskan	60	356	416
Other	1,904	11,914	13,818
Unknown	3,105	15,938	19,043
Other race includes Asian, native Hawaiian/Pacific Islander, or other.			
Ethnicity	15,854	121,926	137,780
Hispanic	1,079	5,533	6,612
Non-Hispanic	8,485	80,119	88,604
Unknown	6,290	36,274	42,564
Gender	15,854	121,926	137,780
Female	8,303	66,733	75,036
Male	7,536	55,160	62,696
Unknown	15	33	48

COVID-19 doses administered for the past 2 weeks

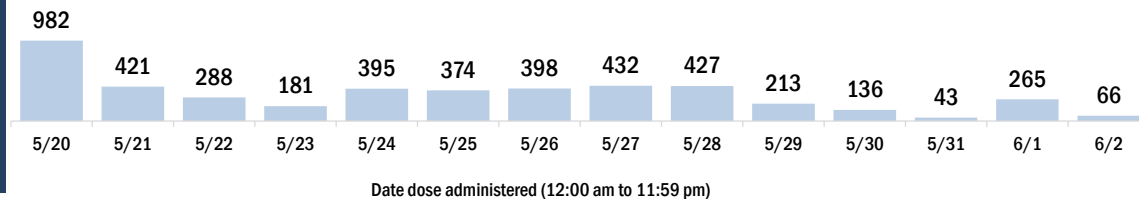


Persons vaccinated for COVID-19 for the past 2 weeks

Number of persons who received their first dose of a two-dose series of the COVID-19 vaccine



Number of persons who completed the COVID-19 vaccine series



COVID-19: St. Lucie County vaccine summary

Vaccination data through Jun 2, 2021 as of Jun 3, 2021 at 12:05 AM

Data in this report are provisional and subject to change.

Data in this summary pertain to COVID-19 vaccines approved by the U.S. Food and Drug Administration and have been issued an Emergency Use Authorization (Janssen COVID-19 Vaccine, Moderna COVID-19 Vaccine and Pfizer-BioNTech COVID-19 Vaccine). These data summarize the number of people who have received either their first dose or have completed the series for a COVID-19 vaccine. **A person can only be counted in one category, first dose or series complete.** For persons receiving Moderna or Pfizer vaccines, once they receive their second dose, they are moved from the first dose column to the series completed column. **Because of this, the total first dose category may show a change from report to report not matching the total receiving their first dose from the previous day.** Persons receiving Johnson & Johnson vaccines will always be counted in the series completed column.

COVID-19 doses for vaccinated persons in Florida

Doses administered 253,232

People receiving one dose of a 1-dose series (Johnson & Johnson) or receiving only one dose of a 2-dose series (Moderna, Pfizer) count once. Persons receiving both doses of a 2-dose series count twice.

Current status of persons vaccinated for COVID-19 in Florida

Total people vaccinated 144,645

First dose 30,265

Series completed 114,380

Completed 1-dose series 5,793

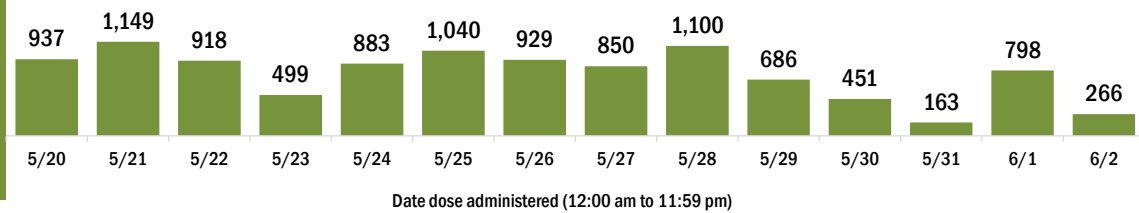
Completed 2-dose series 108,587

First dose: current number of people who have only received their first dose of the Moderna or Pfizer vaccine.

Series complete: current number of people who have received both Moderna or Pfizer vaccine doses or one Johnson & Johnson dose and are considered fully immunized.

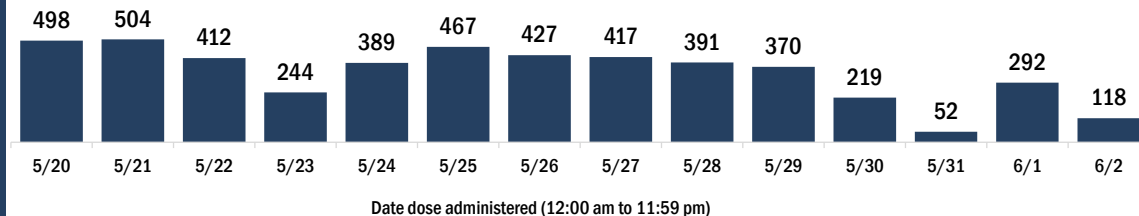
Demographic summary	First dose	Series complete	Total people vaccinated
Age group	30,265	114,380	144,645
12-14 years	920	0	920
15-24 years	3,160	4,909	8,069
25-34 years	2,558	6,341	8,899
35-44 years	3,174	9,245	12,419
45-54 years	4,116	13,882	17,998
55-64 years	5,731	23,680	29,411
65-74 years	5,788	32,362	38,150
75-84 years	3,547	18,451	21,998
85+ years	1,271	5,510	6,781
Race	30,265	114,380	144,645
White	17,830	72,783	90,613
Black	3,682	10,670	14,352
American Indian/Alaskan	191	490	681
Other	3,255	10,954	14,209
Unknown	5,307	19,483	24,790
Other race includes Asian, native Hawaiian/Pacific Islander, or other.			
Ethnicity	30,265	114,380	144,645
Hispanic	4,619	12,769	17,388
Non-Hispanic	13,975	60,873	74,848
Unknown	11,671	40,738	52,409
Gender	30,265	114,380	144,645
Female	16,136	63,473	79,609
Male	14,023	50,825	64,848
Unknown	106	82	188

COVID-19 doses administered for the past 2 weeks

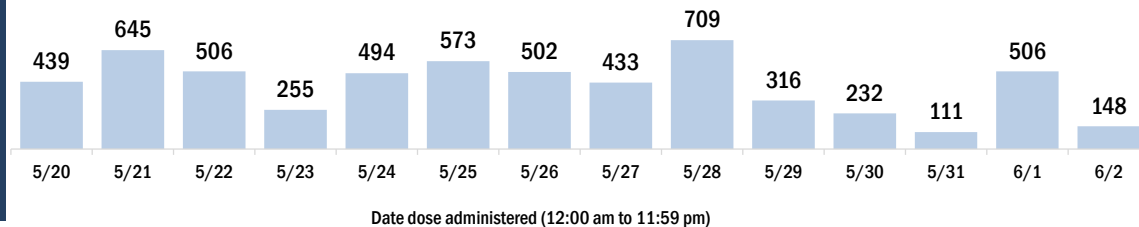


Persons vaccinated for COVID-19 for the past 2 weeks

Number of persons who received their first dose of a two-dose series of the COVID-19 vaccine



Number of persons who completed the COVID-19 vaccine series



COVID-19: Sumter County vaccine summary

Vaccination data through Jun 2, 2021 as of Jun 3, 2021 at 12:05 AM

Data in this report are provisional and subject to change.

Data in this summary pertain to COVID-19 vaccines approved by the U.S. Food and Drug Administration and have been issued an Emergency Use Authorization (Janssen COVID-19 Vaccine, Moderna COVID-19 Vaccine and Pfizer-BioNTech COVID-19 Vaccine). These data summarize the number of people who have received either their first dose or have completed the series for a COVID-19 vaccine. **A person can only be counted in one category, first dose or series complete.** For persons receiving Moderna or Pfizer vaccines, once they receive their second dose, they are moved from the first dose column to the series completed column. **Because of this, the total first dose category may show a change from report to report not matching the total receiving their first dose from the previous day.** Persons receiving Johnson & Johnson vaccines will always be counted in the series completed column.

COVID-19 doses for vaccinated persons in Florida

Doses administered 160,221

People receiving one dose of a 1-dose series (Johnson & Johnson) or receiving only one dose of a 2-dose series (Moderna, Pfizer) count once. Persons receiving both doses of a 2-dose series count twice.

Current status of persons vaccinated for COVID-19 in Florida

Total people vaccinated 87,255

First dose 9,366

Series completed 77,889

Completed 1-dose series 4,923

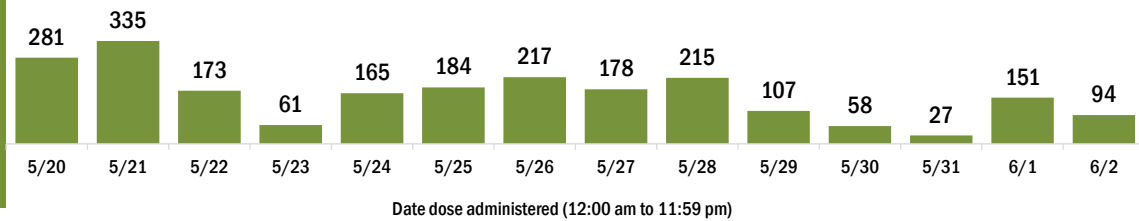
Completed 2-dose series 72,966

First dose: current number of people who have only received their first dose of the Moderna or Pfizer vaccine.

Series complete: current number of people who have received both Moderna or Pfizer vaccine doses or one Johnson & Johnson dose and are considered fully immunized.

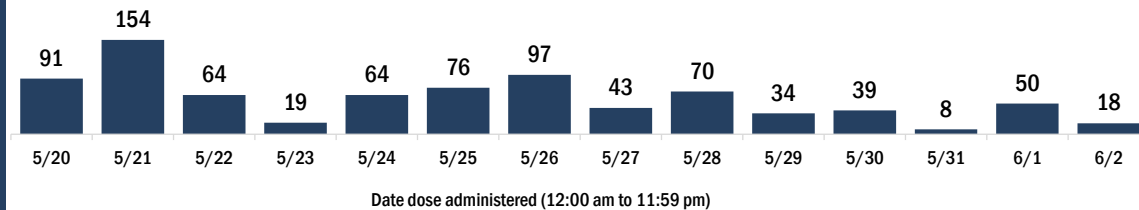
Demographic summary	First dose	Series complete	Total people vaccinated
Age group	9,366	77,889	87,255
12-14 years	123	0	123
15-24 years	308	501	809
25-34 years	332	856	1,188
35-44 years	455	1,281	1,736
45-54 years	643	2,438	3,081
55-64 years	1,735	9,695	11,430
65-74 years	2,841	34,635	37,476
75-84 years	2,291	24,026	26,317
85+ years	638	4,457	5,095
Race	9,366	77,889	87,255
White	7,089	65,341	72,430
Black	284	1,298	1,582
American Indian/Alaskan	34	195	229
Other	662	3,285	3,947
Unknown	1,297	7,770	9,067
Other race includes Asian, native Hawaiian/Pacific Islander, or other.			
Ethnicity	9,366	77,889	87,255
Hispanic	387	1,603	1,990
Non-Hispanic	5,780	53,263	59,043
Unknown	3,199	23,023	26,222
Gender	9,366	77,889	87,255
Female	5,125	42,987	48,112
Male	4,220	34,883	39,103
Unknown	21	19	40

COVID-19 doses administered for the past 2 weeks

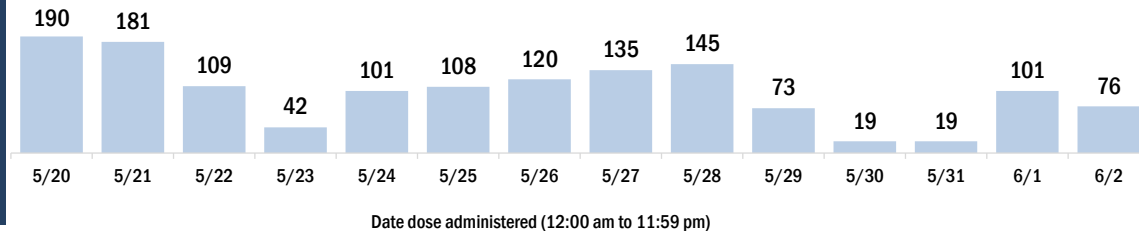


Persons vaccinated for COVID-19 for the past 2 weeks

Number of persons who received their first dose of a two-dose series of the COVID-19 vaccine



Number of persons who completed the COVID-19 vaccine series



COVID-19: Suwannee County vaccine summary

Vaccination data through Jun 2, 2021 as of Jun 3, 2021 at 12:05 AM

Data in this report are provisional and subject to change.

Data in this summary pertain to COVID-19 vaccines approved by the U.S. Food and Drug Administration and have been issued an Emergency Use Authorization (Janssen COVID-19 Vaccine, Moderna COVID-19 Vaccine and Pfizer-BioNTech COVID-19 Vaccine). These data summarize the number of people who have received either their first dose or have completed the series for a COVID-19 vaccine. **A person can only be counted in one category, first dose or series complete.** For persons receiving Moderna or Pfizer vaccines, once they receive their second dose, they are moved from the first dose column to the series completed column. **Because of this, the total first dose category may show a change from report to report not matching the total receiving their first dose from the previous day.** Persons receiving Johnson & Johnson vaccines will always be counted in the series completed column.

COVID-19 doses for vaccinated persons in Florida

Doses administered 19,592

People receiving one dose of a 1-dose series (Johnson & Johnson) or receiving only one dose of a 2-dose series (Moderna, Pfizer) count once. Persons receiving both doses of a 2-dose series count twice.

Current status of persons vaccinated for COVID-19 in Florida

Total people vaccinated 11,027

First dose 1,709

Series completed 9,318

Completed 1-dose series 753

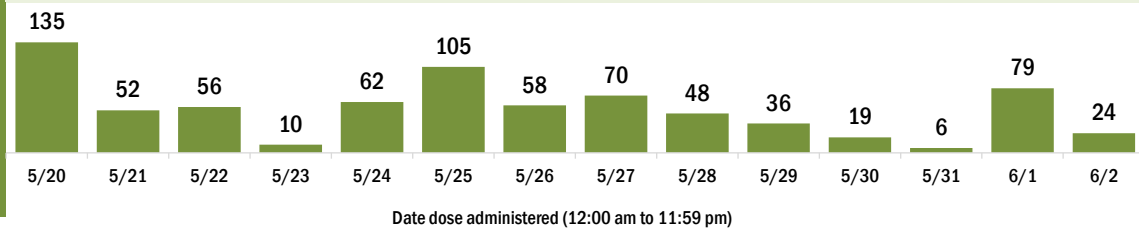
Completed 2-dose series 8,565

First dose: current number of people who have only received their first dose of the Moderna or Pfizer vaccine.

Series complete: current number of people who have received both Moderna or Pfizer vaccine doses or one Johnson & Johnson dose and are considered fully immunized.

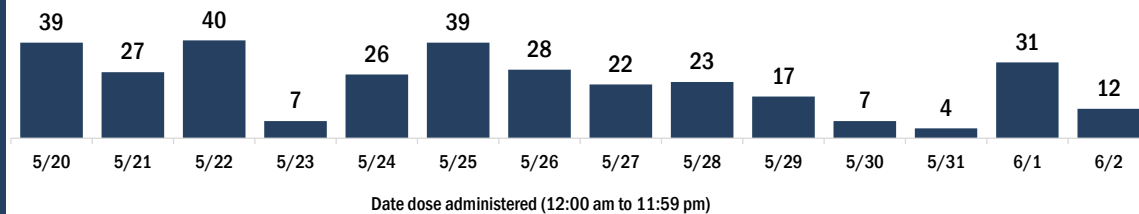
Demographic summary	First dose	Series complete	Total people vaccinated
Age group	1,709	9,318	11,027
12-14 years	30	0	30
15-24 years	159	309	468
25-34 years	182	383	565
35-44 years	248	569	817
45-54 years	264	906	1,170
55-64 years	404	2,036	2,440
65-74 years	225	2,801	3,026
75-84 years	142	1,727	1,869
85+ years	55	587	642
Race	1,709	9,318	11,027
White	1,065	6,643	7,708
Black	275	847	1,122
American Indian/Alaskan	9	18	27
Other	182	629	811
Unknown	178	1,181	1,359
Other race includes Asian, native Hawaiian/Pacific Islander, or other.			
Ethnicity	1,709	9,318	11,027
Hispanic	213	502	715
Non-Hispanic	1,032	6,001	7,033
Unknown	464	2,815	3,279
Gender	1,709	9,318	11,027
Female	724	5,284	6,008
Male	985	4,034	5,019
Unknown	0	0	0

COVID-19 doses administered for the past 2 weeks

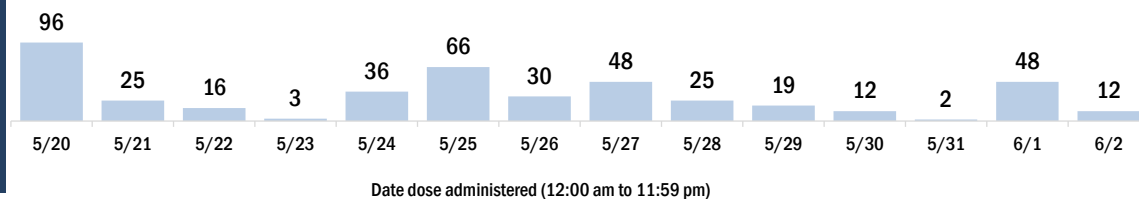


Persons vaccinated for COVID-19 for the past 2 weeks

Number of persons who received their first dose of a two-dose series of the COVID-19 vaccine



Number of persons who completed the COVID-19 vaccine series



COVID-19: Taylor County vaccine summary

Vaccination data through Jun 2, 2021 as of Jun 3, 2021 at 12:05 AM

Data in this report are provisional and subject to change.

Data in this summary pertain to COVID-19 vaccines approved by the U.S. Food and Drug Administration and have been issued an Emergency Use Authorization (Janssen COVID-19 Vaccine, Moderna COVID-19 Vaccine and Pfizer-BioNTech COVID-19 Vaccine). These data summarize the number of people who have received either their first dose or have completed the series for a COVID-19 vaccine. **A person can only be counted in one category, first dose or series complete.** For persons receiving Moderna or Pfizer vaccines, once they receive their second dose, they are moved from the first dose column to the series completed column. **Because of this, the total first dose category may show a change from report to report not matching the total receiving their first dose from the previous day.** Persons receiving Johnson & Johnson vaccines will always be counted in the series completed column.

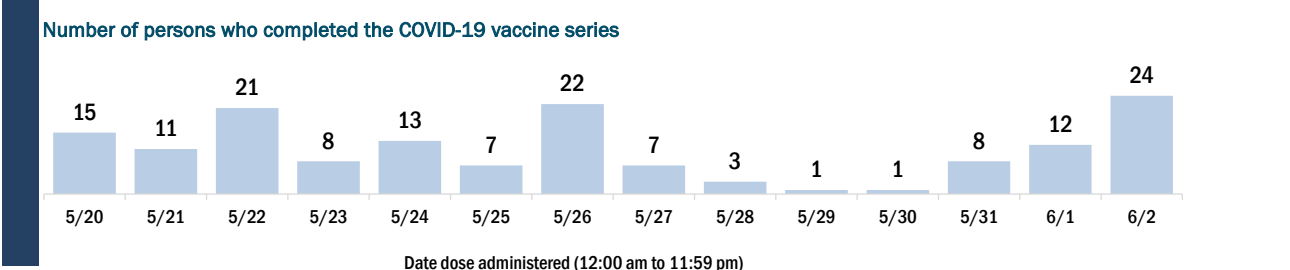
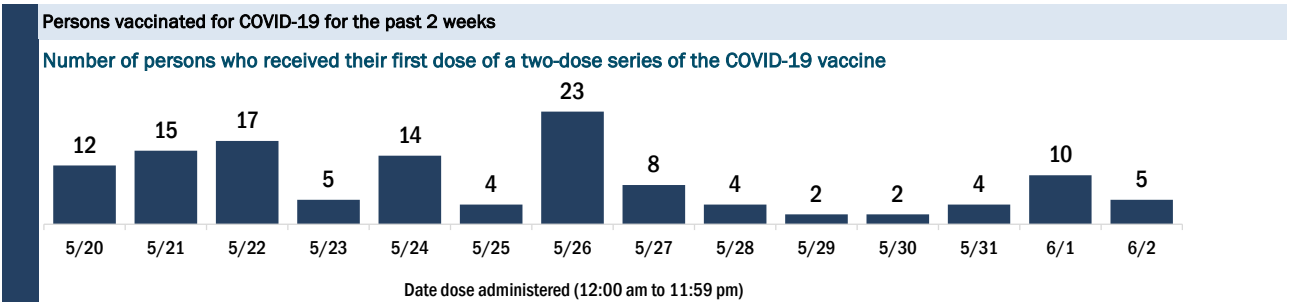
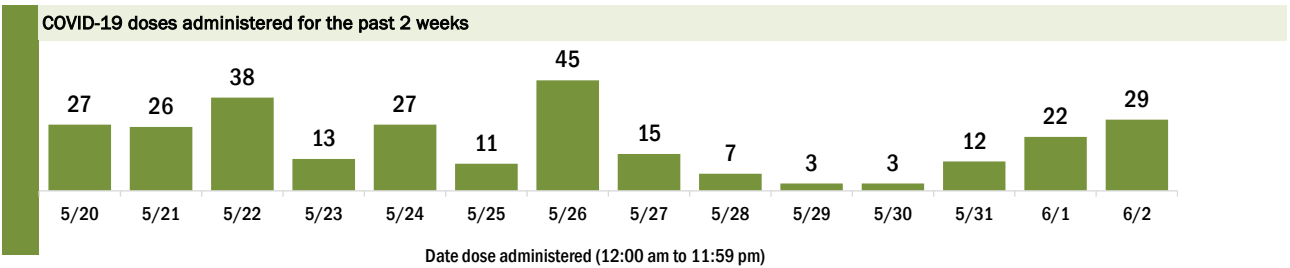
COVID-19 doses for vaccinated persons in Florida	
Doses administered	10,851

People receiving one dose of a 1-dose series (Johnson & Johnson) or receiving only one dose of a 2-dose series (Moderna, Pfizer) count once. Persons receiving both doses of a 2-dose series count twice.

Current status of persons vaccinated for COVID-19 in Florida	
Total people vaccinated	6,260
First dose	1,256
Series completed	5,004
Completed 1-dose series	413
Completed 2-dose series	4,591

First dose: current number of people who have only received their first dose of the Moderna or Pfizer vaccine.
Series complete: current number of people who have received both Moderna or Pfizer vaccine doses or one Johnson & Johnson dose and are considered fully immunized.

Demographic summary	First dose	Series complete	Total people vaccinated
Age group	1,256	5,004	6,260
12-14 years	12	0	12
15-24 years	62	97	159
25-34 years	84	244	328
35-44 years	109	356	465
45-54 years	179	561	740
55-64 years	283	1,161	1,444
65-74 years	311	1,524	1,835
75-84 years	162	836	998
85+ years	54	225	279
Race	1,256	5,004	6,260
White	842	3,674	4,516
Black	211	728	939
American Indian/Alaskan	8	34	42
Other	68	319	387
Unknown	127	249	376
Other race includes Asian, native Hawaiian/Pacific Islander, or other.			
Ethnicity	1,256	5,004	6,260
Hispanic	18	103	121
Non-Hispanic	750	3,235	3,985
Unknown	488	1,666	2,154
Gender	1,256	5,004	6,260
Female	603	2,549	3,152
Male	652	2,454	3,106
Unknown	1	1	2



COVID-19: Union County vaccine summary

Vaccination data through Jun 2, 2021 as of Jun 3, 2021 at 12:05 AM

Data in this report are provisional and subject to change.

Data in this summary pertain to COVID-19 vaccines approved by the U.S. Food and Drug Administration and have been issued an Emergency Use Authorization (Janssen COVID-19 Vaccine, Moderna COVID-19 Vaccine and Pfizer-BioNTech COVID-19 Vaccine). These data summarize the number of people who have received either their first dose or have completed the series for a COVID-19 vaccine. **A person can only be counted in one category, first dose or series complete.** For persons receiving Moderna or Pfizer vaccines, once they receive their second dose, they are moved from the first dose column to the series completed column. **Because of this, the total first dose category may show a change from report to report not matching the total receiving their first dose from the previous day.** Persons receiving Johnson & Johnson vaccines will always be counted in the series completed column.

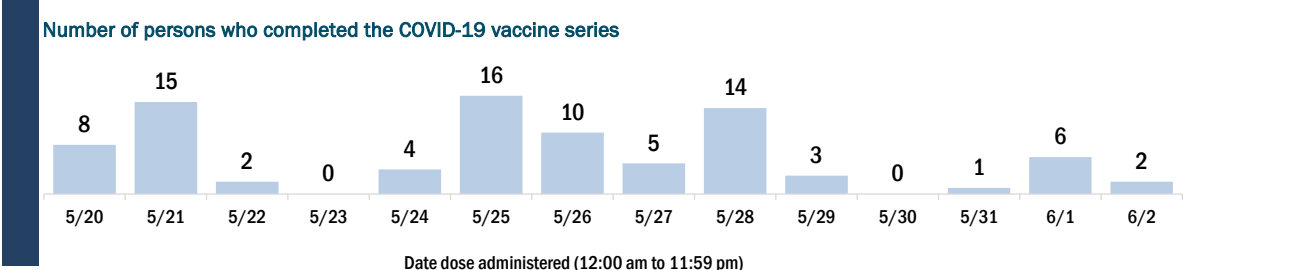
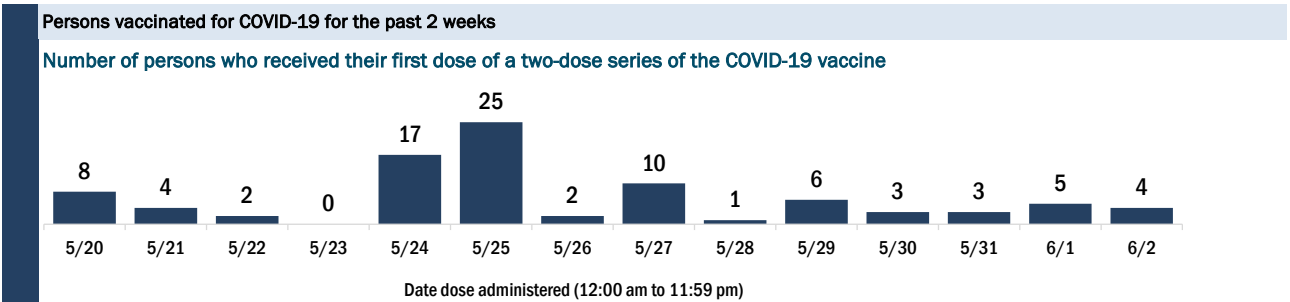
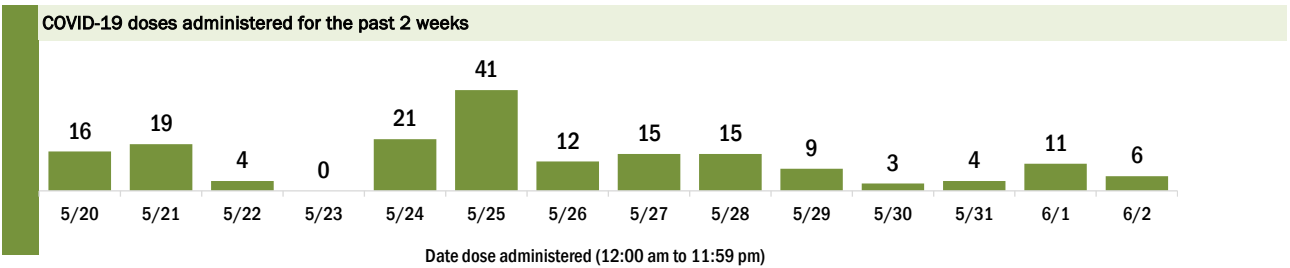
COVID-19 doses for vaccinated persons in Florida	
Doses administered	6,339

People receiving one dose of a 1-dose series (Johnson & Johnson) or receiving only one dose of a 2-dose series (Moderna, Pfizer) count once. Persons receiving both doses of a 2-dose series count twice.

Current status of persons vaccinated for COVID-19 in Florida	
Total people vaccinated	3,571
First dose	669
Series completed	2,902
Completed 1-dose series	134
Completed 2-dose series	2,768

First dose: current number of people who have only received their first dose of the Moderna or Pfizer vaccine.
Series complete: current number of people who have received both Moderna or Pfizer vaccine doses or one Johnson & Johnson dose and are considered fully immunized.

Demographic summary	First dose	Series complete	Total people vaccinated
Age group	669	2,902	3,571
12-14 years	9	0	9
15-24 years	53	102	155
25-34 years	62	197	259
35-44 years	130	292	422
45-54 years	126	424	550
55-64 years	152	684	836
65-74 years	94	723	817
75-84 years	36	378	414
85+ years	7	102	109
Race	669	2,902	3,571
White	423	2,174	2,597
Black	174	484	658
American Indian/Alaskan	5	17	22
Other	47	173	220
Unknown	20	54	74
Other race includes Asian, native Hawaiian/Pacific Islander, or other.			
Ethnicity	669	2,902	3,571
Hispanic	42	109	151
Non-Hispanic	528	2,551	3,079
Unknown	99	242	341
Gender	669	2,902	3,571
Female	172	1,248	1,420
Male	492	1,654	2,146
Unknown	5	0	5



COVID-19: Volusia County vaccine summary

Vaccination data through Jun 2, 2021 as of Jun 3, 2021 at 12:05 AM

Data in this report are provisional and subject to change.

Data in this summary pertain to COVID-19 vaccines approved by the U.S. Food and Drug Administration and have been issued an Emergency Use Authorization (Janssen COVID-19 Vaccine, Moderna COVID-19 Vaccine and Pfizer-BioNTech COVID-19 Vaccine). These data summarize the number of people who have received either their first dose or have completed the series for a COVID-19 vaccine. **A person can only be counted in one category, first dose or series complete.** For persons receiving Moderna or Pfizer vaccines, once they receive their second dose, they are moved from the first dose column to the series completed column. **Because of this, the total first dose category may show a change from report to report not matching the total receiving their first dose from the previous day.** Persons receiving Johnson & Johnson vaccines will always be counted in the series completed column.

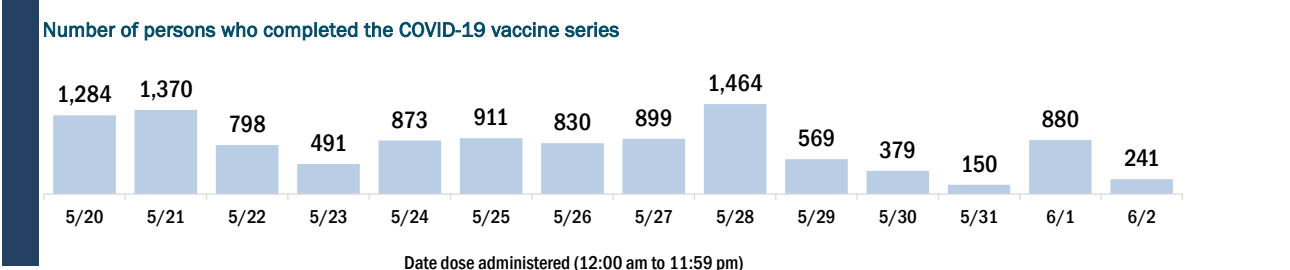
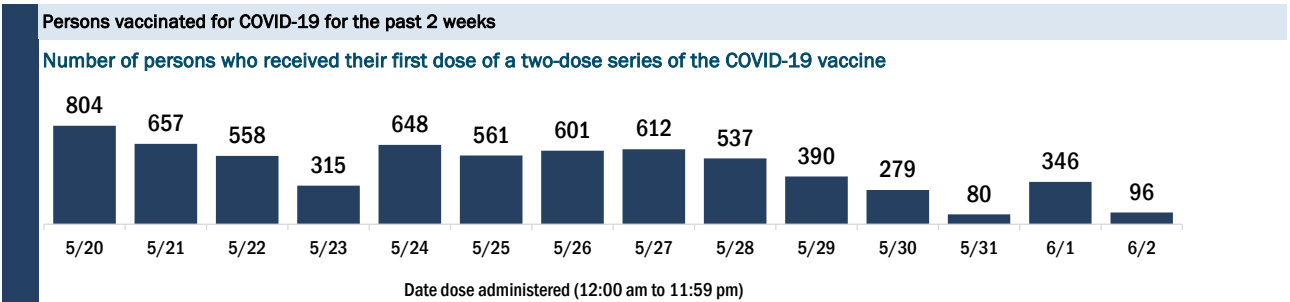
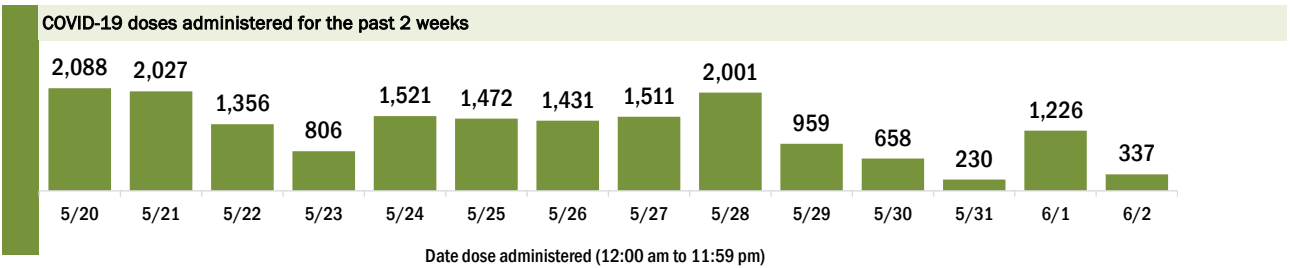
COVID-19 doses for vaccinated persons in Florida	
Doses administered	419,813

People receiving one dose of a 1-dose series (Johnson & Johnson) or receiving only one dose of a 2-dose series (Moderna, Pfizer) count once. Persons receiving both doses of a 2-dose series count twice.

Current status of persons vaccinated for COVID-19 in Florida	
Total people vaccinated	241,294
First dose	39,792
Series completed	201,502
Completed 1-dose series	22,983
Completed 2-dose series	178,519

First dose: current number of people who have only received their first dose of the Moderna or Pfizer vaccine.
Series complete: current number of people who have received both Moderna or Pfizer vaccine doses or one Johnson & Johnson dose and are considered fully immunized.

Demographic summary	First dose	Series complete	Total people vaccinated
Age group	39,792	201,502	241,294
12-14 years	1,396	1	1,397
15-24 years	4,874	10,097	14,971
25-34 years	3,852	12,072	15,924
35-44 years	4,292	15,663	19,955
45-54 years	5,365	23,496	28,861
55-64 years	8,171	42,452	50,623
65-74 years	6,926	56,072	62,998
75-84 years	3,548	30,953	34,501
85+ years	1,368	10,696	12,064
Race	39,792	201,502	241,294
White	24,687	132,699	157,386
Black	2,651	10,389	13,040
American Indian/Alaskan	184	669	853
Other	4,875	22,453	27,328
Unknown	7,395	35,292	42,687
Other race includes Asian, native Hawaiian/Pacific Islander, or other.			
Ethnicity	39,792	201,502	241,294
Hispanic	5,031	15,090	20,121
Non-Hispanic	19,817	106,040	125,857
Unknown	14,944	80,372	95,316
Gender	39,792	201,502	241,294
Female	21,157	110,732	131,889
Male	18,259	87,649	105,908
Unknown	376	3,121	3,497



COVID-19: Wakulla County vaccine summary

Vaccination data through Jun 2, 2021 as of Jun 3, 2021 at 12:05 AM

Data in this report are provisional and subject to change.

Data in this summary pertain to COVID-19 vaccines approved by the U.S. Food and Drug Administration and have been issued an Emergency Use Authorization (Janssen COVID-19 Vaccine, Moderna COVID-19 Vaccine and Pfizer-BioNTech COVID-19 Vaccine). These data summarize the number of people who have received either their first dose or have completed the series for a COVID-19 vaccine. **A person can only be counted in one category, first dose or series complete.** For persons receiving Moderna or Pfizer vaccines, once they receive their second dose, they are moved from the first dose column to the series completed column. **Because of this, the total first dose category may show a change from report to report not matching the total receiving their first dose from the previous day.** Persons receiving Johnson & Johnson vaccines will always be counted in the series completed column.

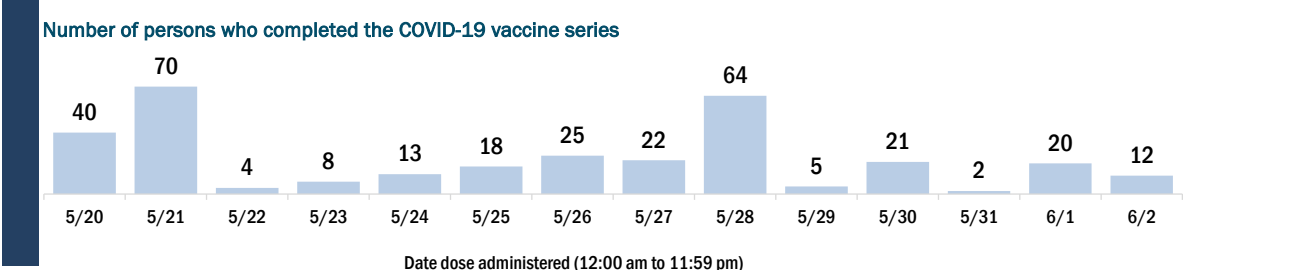
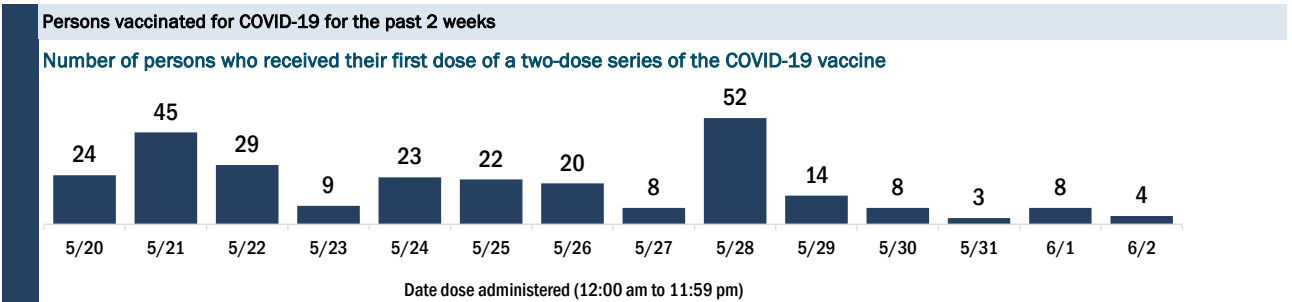
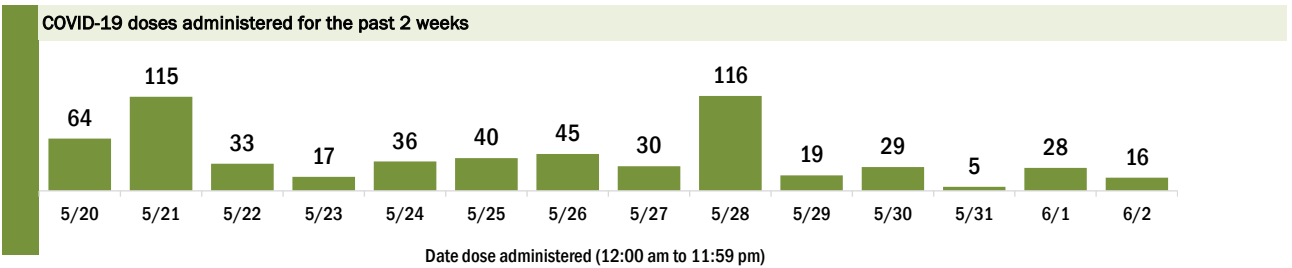
COVID-19 doses for vaccinated persons in Florida	
Doses administered	20,048

People receiving one dose of a 1-dose series (Johnson & Johnson) or receiving only one dose of a 2-dose series (Moderna, Pfizer) count once. Persons receiving both doses of a 2-dose series count twice.

Current status of persons vaccinated for COVID-19 in Florida	
Total people vaccinated	11,633
First dose	2,572
Series completed	9,061
Completed 1-dose series	646
Completed 2-dose series	8,415

First dose: current number of people who have only received their first dose of the Moderna or Pfizer vaccine.
Series complete: current number of people who have received both Moderna or Pfizer vaccine doses or one Johnson & Johnson dose and are considered fully immunized.

Demographic summary	First dose	Series complete	Total people vaccinated
Age group	2,572	9,061	11,633
12-14 years	59	0	59
15-24 years	183	393	576
25-34 years	306	566	872
35-44 years	413	842	1,255
45-54 years	459	1,242	1,701
55-64 years	503	2,049	2,552
65-74 years	413	2,531	2,944
75-84 years	180	1,163	1,343
85+ years	56	275	331
Race	2,572	9,061	11,633
White	1,753	6,751	8,504
Black	519	698	1,217
American Indian/Alaskan	6	40	46
Other	133	1,106	1,239
Unknown	161	466	627
Other race includes Asian, native Hawaiian/Pacific Islander, or other.			
Ethnicity	2,572	9,061	11,633
Hispanic	82	200	282
Non-Hispanic	1,196	7,284	8,480
Unknown	1,294	1,577	2,871
Gender	2,572	9,061	11,633
Female	895	5,041	5,936
Male	1,676	4,019	5,695
Unknown	1	1	2



COVID-19: Walton County vaccine summary

Vaccination data through Jun 2, 2021 as of Jun 3, 2021 at 12:05 AM

Data in this report are provisional and subject to change.

Data in this summary pertain to COVID-19 vaccines approved by the U.S. Food and Drug Administration and have been issued an Emergency Use Authorization (Janssen COVID-19 Vaccine, Moderna COVID-19 Vaccine and Pfizer-BioNTech COVID-19 Vaccine). These data summarize the number of people who have received either their first dose or have completed the series for a COVID-19 vaccine. **A person can only be counted in one category, first dose or series complete.** For persons receiving Moderna or Pfizer vaccines, once they receive their second dose, they are moved from the first dose column to the series completed column. **Because of this, the total first dose category may show a change from report to report not matching the total receiving their first dose from the previous day.** Persons receiving Johnson & Johnson vaccines will always be counted in the series completed column.

COVID-19 doses for vaccinated persons in Florida

Doses administered 48,280

People receiving one dose of a 1-dose series (Johnson & Johnson) or receiving only one dose of a 2-dose series (Moderna, Pfizer) count once. Persons receiving both doses of a 2-dose series count twice.

Current status of persons vaccinated for COVID-19 in Florida

Total people vaccinated 27,537

First dose 5,123

Series completed 22,414

Completed 1-dose series 1,671

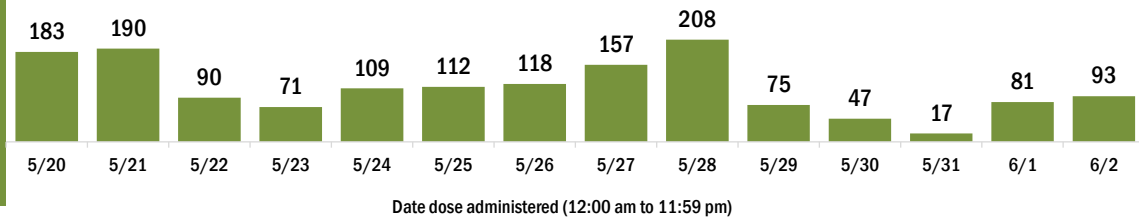
Completed 2-dose series 20,743

First dose: current number of people who have only received their first dose of the Moderna or Pfizer vaccine.

Series complete: current number of people who have received both Moderna or Pfizer vaccine doses or one Johnson & Johnson dose and are considered fully immunized.

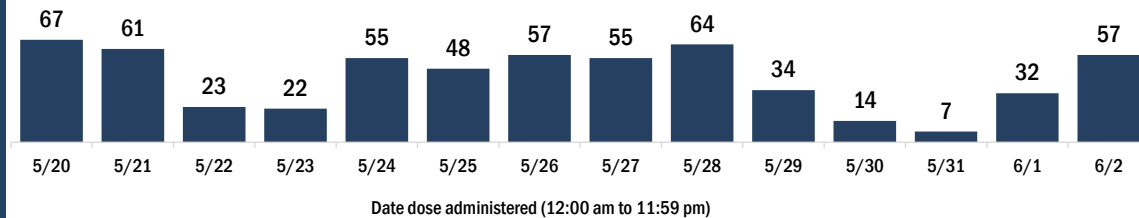
Demographic summary	First dose	Series complete	Total people vaccinated
Age group	5,123	22,414	27,537
12-14 years	99	0	99
15-24 years	458	711	1,169
25-34 years	487	1,157	1,644
35-44 years	585	2,008	2,593
45-54 years	765	2,765	3,530
55-64 years	1,052	5,251	6,303
65-74 years	1,087	6,771	7,858
75-84 years	474	2,955	3,429
85+ years	116	796	912
Race	5,123	22,414	27,537
White	3,600	16,629	20,229
Black	222	575	797
American Indian/Alaskan	22	101	123
Other	391	1,179	1,570
Unknown	888	3,930	4,818
Other race includes Asian, native Hawaiian/Pacific Islander, or other.			
Ethnicity	5,123	22,414	27,537
Hispanic	357	730	1,087
Non-Hispanic	3,135	14,787	17,922
Unknown	1,631	6,897	8,528
Gender	5,123	22,414	27,537
Female	2,617	11,897	14,514
Male	2,486	10,514	13,000
Unknown	20	3	23

COVID-19 doses administered for the past 2 weeks

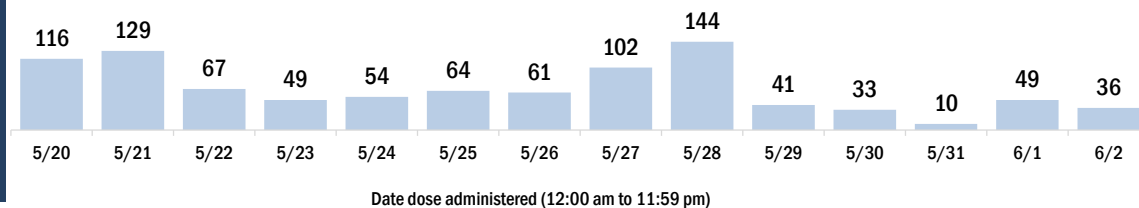


Persons vaccinated for COVID-19 for the past 2 weeks

Number of persons who received their first dose of a two-dose series of the COVID-19 vaccine



Number of persons who completed the COVID-19 vaccine series



COVID-19: Washington County vaccine summary

Vaccination data through Jun 2, 2021 as of Jun 3, 2021 at 12:05 AM

Data in this report are provisional and subject to change.

Data in this summary pertain to COVID-19 vaccines approved by the U.S. Food and Drug Administration and have been issued an Emergency Use Authorization (Janssen COVID-19 Vaccine, Moderna COVID-19 Vaccine and Pfizer-BioNTech COVID-19 Vaccine). These data summarize the number of people who have received either their first dose or have completed the series for a COVID-19 vaccine. **A person can only be counted in one category, first dose or series complete.** For persons receiving Moderna or Pfizer vaccines, once they receive their second dose, they are moved from the first dose column to the series completed column. **Because of this, the total first dose category may show a change from report to report not matching the total receiving their first dose from the previous day.** Persons receiving Johnson & Johnson vaccines will always be counted in the series completed column.

COVID-19 doses for vaccinated persons in Florida	
Doses administered	11,268

People receiving one dose of a 1-dose series (Johnson & Johnson) or receiving only one dose of a 2-dose series (Moderna, Pfizer) count once. Persons receiving both doses of a 2-dose series count twice.

Current status of persons vaccinated for COVID-19 in Florida	
Total people vaccinated	6,317
First dose	865
Series completed	5,452
Completed 1-dose series	501
Completed 2-dose series	4,951

First dose: current number of people who have only received their first dose of the Moderna or Pfizer vaccine.
Series complete: current number of people who have received both Moderna or Pfizer vaccine doses or one Johnson & Johnson dose and are considered fully immunized.

Demographic summary	First dose	Series complete	Total people vaccinated
Age group	865	5,452	6,317
12-14 years	13	0	13
15-24 years	78	117	195
25-34 years	99	272	371
35-44 years	113	446	559
45-54 years	167	668	835
55-64 years	189	1,333	1,522
65-74 years	119	1,501	1,620
75-84 years	61	837	898
85+ years	26	278	304
Race	865	5,452	6,317
White	513	4,063	4,576
Black	117	550	667
American Indian/Alaskan	4	65	69
Other	43	244	287
Unknown	188	530	718
Other race includes Asian, native Hawaiian/Pacific Islander, or other.			
Ethnicity	865	5,452	6,317
Hispanic	25	121	146
Non-Hispanic	628	4,476	5,104
Unknown	212	855	1,067
Gender	865	5,452	6,317
Female	380	2,758	3,138
Male	485	2,694	3,179
Unknown	0	0	0

