

COVID-19: summary of persons being monitored, persons tested, and cases

Data through Aug 1, 2020 verified as of Aug 2, 2020 at 09:25 AM

Data in this report are provisional and subject to change.

Monitored persons: people the Florida Department of Health was notified of for possible monitoring because they are a contact of a case, traveled from China, or were identified by the Centers for Disease Control and Prevention (CDC) as a part of a airline/ship contact investigation

Total reports	146,717
Total persons of high, medium, or unknown risk	143,042
High/medium/unknown risk still being monitored	14,468

Persons tested: includes PCR and antigen test results received by the Department of Health from the state public health laboratory (BPHL), as well as commercial and hospital laboratories

Total tested	3,726,562
Positive	487,132
Negative	3,233,865
Inconclusive	5,565
Awaiting testing	3,394

Cases: people with positive PCR or antigen test result

Total cases	487,132
Florida residents	481,668
Non-Florida residents	5,464

Type of testing	
Florida residents	481,668
Positive by BPHL/CDC	16,169
Positive by commercial/hospital lab	465,499
Non-Florida residents	5,464
Positive by BPHL/CDC	205
Positive by commercial/hospital lab	5,259

Characteristics	
Florida residents hospitalized	27,150
Florida resident deaths	7,084
Change in deaths since previous report	+62
Non-Florida resident deaths	122

Hospitalized counts include anyone who was hospitalized at some point during their illness. It does not reflect the number of people currently hospitalized.

More information on deaths identified through death certificate data is available on the National Center for Health Statistics website at www.cdc.gov/nchs/nvss/vsrr/COVID19/index.htm.

Risk factors for Florida residents

Traveled	3,713
Contact with a known case	131,768
Traveled and contact with a known case	3,725
Neither	342,462
No travel and no contact	48,388
Travel is unknown	240,542
Contact is unknown	85,556
Contact is pending	199,464

Travel can be unknown and contact can be unknown or pending for the same case, these numbers will sum to more than the "neither" total.

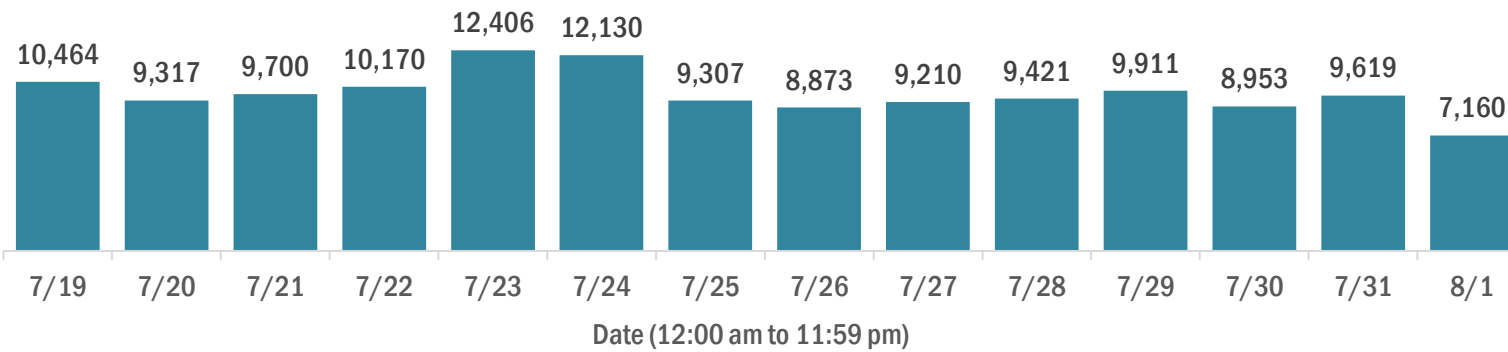
COVID-19: cases and laboratory testing over time

Data through Aug 1, 2020 verified as of Aug 2, 2020 at 09:25 AM

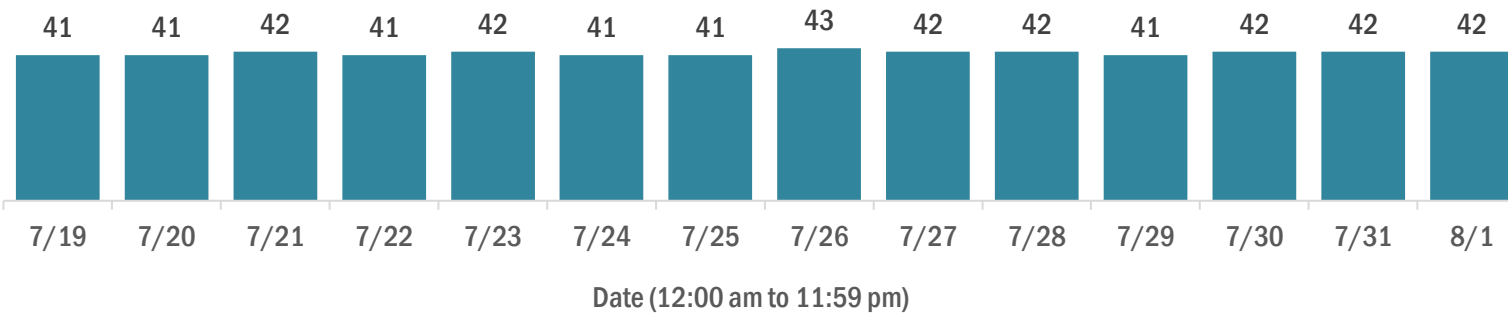
Data in this report are provisional and subject to change.

Cases in Florida residents per day for the past 2 weeks

Number of cases per day



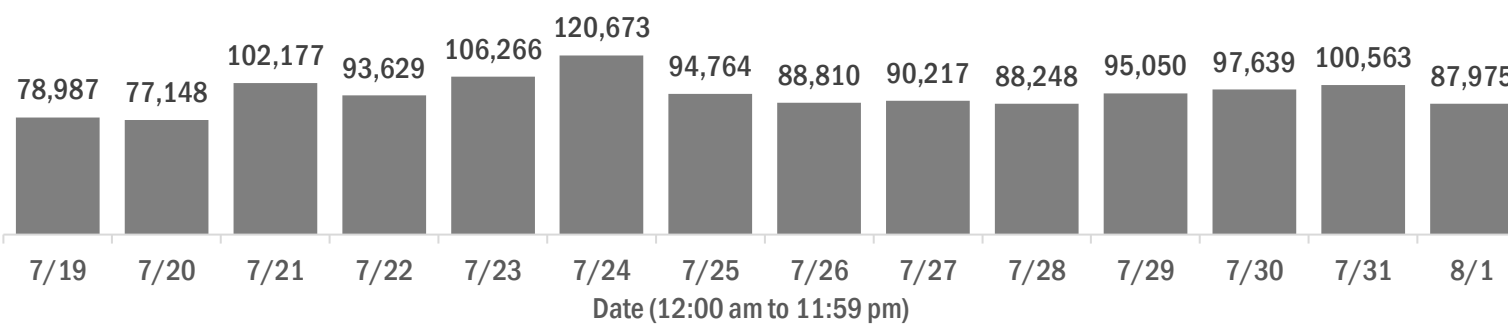
Median age of cases by day



Laboratory testing for Florida residents and non-Florida residents over the past 2 weeks

Number of people tested per day

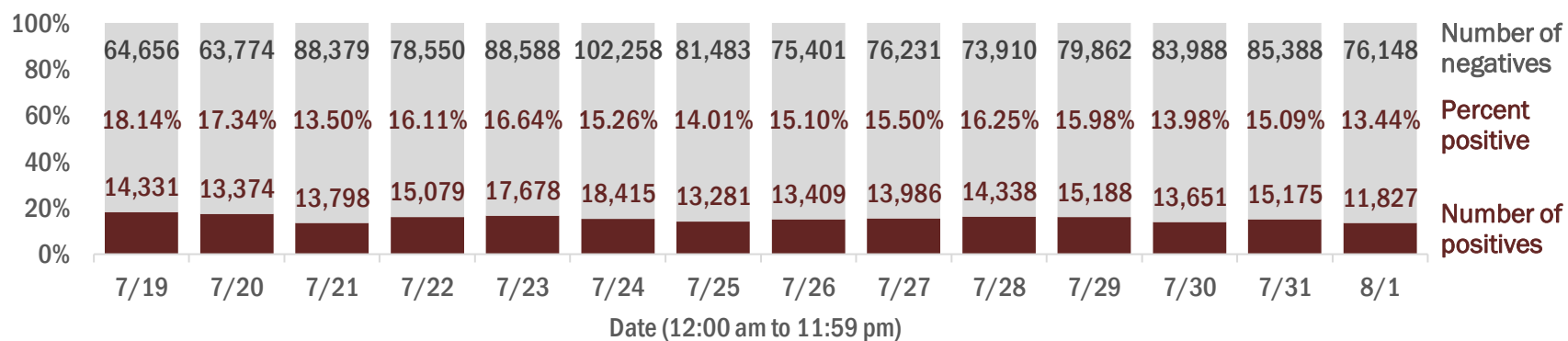
These counts include the number of people for whom the department received PCR or antigen laboratory results by day. People tested on multiple days will be included for each day a new result was received. A person is only counted once for each day they are tested, regardless of whether multiple specimens are tested or multiple results are received.



Number and percent of positive labs

The percent of positive results ranged from 13.44% to 18.14% over the past 2 weeks and was 13.44% yesterday.

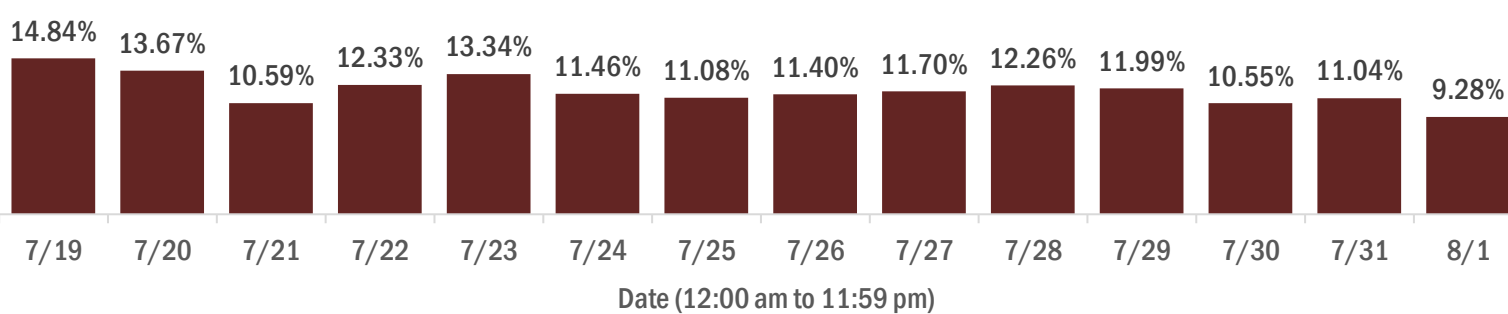
These counts include the number of people for whom the department received PCR or antigen laboratory results by day. People tested on multiple days will be included for each day a new result was received. A person is only counted once for each day they are tested, regardless of whether multiple specimens are tested or multiple results are received. If a person has a positive specimen and a negative specimen in the same day, only the positive result is counted.



Percent positivity for new cases

The percent of positive results ranged from 9.28% to 14.84% over the past 2 weeks and was 9.28% yesterday.

This percent is the number of people who test PCR- or antigen-positive for the first time divided by all the people tested that day, excluding people who have previously tested positive.



COVID-19: characteristics of 481,668 Florida resident cases

Data through Aug 1, 2020 verified as of Aug 2, 2020 at 09:25 AM

Data in this report are provisional and subject to change.

Age group	Cases		Hospitalizations		Deaths	
0-4 years	8,117	2%	164	1%	0	0%
5-14 years	18,688	4%	121	0%	3	0%
15-24 years	73,791	15%	679	3%	17	0%
25-34 years	93,811	19%	1,642	6%	52	1%
35-44 years	79,335	16%	2,451	9%	154	2%
45-54 years	77,010	16%	3,583	13%	307	4%
55-64 years	61,968	13%	4,796	18%	722	10%
65-74 years	35,749	7%	5,278	19%	1,441	20%
75-84 years	20,496	4%	4,833	18%	2,028	29%
85+ years	11,857	2%	3,603	13%	2,360	33%
Unknown	846	0%	0	0%	0	0%
Total	481,668		27,150		7,084	

Gender	Cases	
Female	246,981	51%
Male	231,032	48%
Unknown	3,655	1%
Total	481,668	

Ethnicity	Cases		Hospitalizations		Deaths	
Hispanic	125,028	26%	8,511	31%	1,799	25%
Non-Hispanic	160,446	33%	16,783	62%	4,546	64%
Unknown	196,194	41%	1,856	7%	739	10%
Total	481,668		27,150		7,084	

Race and ethnicity	Cases		Hospitalizations		Deaths	
White	184,550	38%	16,183	60%	4,705	66%
Hispanic	81,676	17%	6,084	22%	1,410	20%
Non-Hispanic	84,547	18%	9,408	35%	2,992	42%
Unknown	18,327	4%	691	3%	303	4%
Black	71,527	15%	6,750	25%	1,431	20%
Hispanic	3,273	1%	302	1%	47	1%
Non-Hispanic	58,624	12%	6,229	23%	1,311	19%
Unknown	9,630	2%	219	1%	73	1%
Other race	52,120	11%	3,172	12%	566	8%
Hispanic	25,550	5%	1,910	7%	282	4%
Non-Hispanic	14,000	3%	1,059	4%	210	3%
Unknown	12,570	3%	203	1%	74	1%
Unknown race	173,471	36%	1,045	4%	382	5%
Hispanic	14,529	3%	215	1%	60	1%
Non-Hispanic	3,275	1%	87	0%	33	0%
Unknown	155,667	32%	743	3%	289	4%
Total	481,668		27,150		7,084	

Hospitalization counts include anyone who was hospitalized at some point during their illness. It does not reflect the number of people currently hospitalized. **Other race** includes any person with a race of American Indian/Alaskan native, Asian, native Hawaiian/Pacific Islander, or other.

COVID-19: deaths in Florida residents and staff of long-term care facilities

Data through Aug 1, 2020 verified as of Aug 2, 2020 at 09:25 AM

Data in this report are provisional and subject to change.

For current cases in residents or staff of long-term care facilities, please visit: <https://floridahealthcovid19.gov/>

County	Deaths		County	Deaths		County	Deaths	
Dade	609	20%	Suwannee	25	1%	Highlands	3	0%
Palm Beach	342	11%	Indian River	21	1%	Okeechobee	3	0%
Pinellas	301	10%	Hendry	19	1%	Santa Rosa	3	0%
Broward	216	7%	Marion	19	1%	Bradford	2	0%
Hillsborough	177	6%	Osceola	19	1%	Gilchrist	2	0%
Lee	168	6%	Hernando	15	0%	Hardee	2	0%
Polk	143	5%	Okaloosa	13	0%	Nassau	2	0%
Manatee	103	3%	Lake	12	0%	Bay	1	0%
Sarasota	73	2%	Washington	12	0%	Desoto	1	0%
Duval	68	2%	Alachua	11	0%	Flagler	1	0%
Volusia	66	2%	Walton	11	0%	Holmes	1	0%
St. Lucie	60	2%	Gadsden	8	0%	Levy	1	0%
Brevard	59	2%	Putnam	8	0%	Monroe	1	0%
Escambia	59	2%	Sumter	8	0%	Taylor	1	0%
Seminole	56	2%	Citrus	7	0%	Total	3,045	
Charlotte	53	2%	Calhoun	6	0%			
Collier	52	2%	St. Johns	6	0%			
Martin	45	1%	Leon	5	0%			
Pasco	43	1%	Columbia	4	0%			
Orange	31	1%	Jefferson	4	0%			
Clay	29	1%	Madison	4	0%			
Jackson	28	1%	Baker	3	0%			

Note: cases are summarized by the county of usual residence. Residents and staff may be cases associated with facilities that are not in their county of usual residence, resulting in cases being included below for counties that do not have facilities with known cases.

COVID-19: characteristics of 487,132 cases

Data through Aug 1, 2020 verified as of Aug 2, 2020 at 09:25 AM

Data in this report are provisional and subject to change.

Tables below include cases in Florida residents and non-Florida residents.

All 67 Florida counties have cases:

County	FL resident cases		Non-FL resident cases	Total cases	FL resident deaths	FL death rate
Dade	121,783	25%	907	122,690	1,669	1.4%
Broward	57,468	12%	507	57,975	745	1.3%
Palm Beach	33,924	7%	302	34,226	833	2.5%
Hillsborough	29,990	6%	128	30,118	347	1.2%
Orange	29,318	6%	381	29,699	234	0.8%
Duval	21,438	4%	227	21,665	158	0.7%
Pinellas	16,658	3%	116	16,774	439	2.6%
Lee	15,392	3%	282	15,674	300	1.9%
Polk	12,948	3%	43	12,991	271	2.1%
Collier	9,569	2%	165	9,734	124	1.3%
Osceola	8,699	2%	83	8,782	80	0.9%
Manatee	8,641	2%	92	8,733	186	2.2%
Escambia	7,161	1%	846	8,007	97	1.4%
Volusia	7,043	1%	54	7,097	115	1.6%
Seminole	6,613	1%	26	6,639	87	1.3%
Pasco	6,445	1%	34	6,479	97	1.5%
Sarasota	5,673	1%	51	5,724	121	2.1%
Brevard	5,566	1%	21	5,587	117	2.1%
St. Lucie	5,190	1%	20	5,210	124	2.4%
Marion	5,160	1%	13	5,173	61	1.2%
Lake	4,629	1%	32	4,661	51	1.1%
Leon	4,305	1%	82	4,387	14	0.3%
Bay	3,611	1%	62	3,673	21	0.6%
Alachua	3,611	1%	51	3,662	23	0.6%
Martin	3,613	1%	24	3,637	78	2.2%
Santa Rosa	3,430	1%	24	3,454	24	0.7%
St. Johns	3,287	1%	36	3,323	29	0.9%
Okaloosa	2,902	1%	29	2,931	30	1.0%
Clay	2,899	1%	9	2,908	48	1.7%
Columbia	2,562	1%	10	2,572	10	0.4%
Indian River	2,289	0%	13	2,302	48	2.1%
Charlotte	2,018	0%	6	2,024	89	4.4%
Hernando	1,735	0%	14	1,749	33	1.9%
Hendry	1,652	0%	0	1,652	37	2.2%
Jackson	1,600	0%	13	1,613	33	2.1%
Gadsden	1,545	0%	7	1,552	20	1.3%
Putnam	1,368	0%	0	1,368	19	1.4%
Monroe	1,331	0%	26	1,357	11	0.8%
Desoto	1,289	0%	3	1,292	15	1.2%
Citrus	1,289	0%	2	1,291	30	2.3%
Highlands	1,249	0%	3	1,252	29	2.3%
Walton	1,134	0%	111	1,245	13	1.1%
Suwannee	1,154	0%	17	1,171	32	2.8%
Sumter	1,123	0%	8	1,131	32	2.8%
Nassau	1,045	0%	59	1,104	10	1.0%
Okeechobee	941	0%	4	945	6	0.6%
Flagler	920	0%	10	930	10	1.1%
Hardee	850	0%	7	857	7	0.8%
Madison	632	0%	11	643	7	1.1%
Unknown	190	0%	443	633	0	0.0%
Wakulla	605	0%	6	611	4	0.7%
Levy	592	0%	3	595	3	0.5%
Washington	583	0%	7	590	14	2.4%
Hamilton	582	0%	5	587	3	0.5%
Holmes	436	0%	9	445	2	0.5%
Liberty	409	0%	0	409	2	0.5%
Glades	391	0%	0	391	3	0.8%
Baker	385	0%	1	386	4	1.0%
Gulf	370	0%	9	379	2	0.5%
Taylor	369	0%	3	372	3	0.8%
Jefferson	339	0%	5	344	5	1.5%
Bradford	337	0%	0	337	4	1.2%
Gilchrist	334	0%	0	334	3	0.9%
Calhoun	319	0%	0	319	7	2.2%
Dixie	272	0%	0	272	4	1.5%
Union	225	0%	0	225	4	1.8%
Franklin	128	0%	2	130	2	1.6%
Lafayette	110	0%	0	110	1	0.9%
Total	481,668		5,464	487,132	7,084	1.5%

COVID-19: characteristics of 481,668 Florida resident cases

Data through Aug 1, 2020 verified as of Aug 2, 2020 at 09:25 AM

Data in this report are provisional and subject to change.

The table below includes the cities and counties of residence for cases in Florida residents based on the patient's ZIP Code.

Note that city is not always received as part of the initial notification and may be missing while the case is being investigated.

City and county	Cases
Miami, Dade	75,892
Orlando, Orange	22,436
Jacksonville, Duval	19,969
Tampa, Hillsborough	18,198
Hialeah, Dade	18,111
Fort Lauderdale, Broward	13,011
Hollywood, Broward	11,207
West Palm Beach, Palm Beach	8,521
Homestead, Dade	8,117
Kissimmee, Osceola	7,077
Saint Petersburg, Pinellas	6,982
Naples, Collier	6,873
Pompano Beach, Broward	6,816
Fort Myers, Lee	6,354
Pensacola, Escambia	6,270
Bradenton, Manatee	5,944
Lake Worth, Palm Beach	4,710
Boca Raton, Palm Beach	4,644
Sarasota, Sarasota	4,257
Tallahassee, Leon	4,198
Ocala, Marion	4,111
Lakeland, Polk	3,945
Miramar, Broward	3,603
Cape Coral, Lee	3,552
Miami Beach, Dade	3,300
Clearwater, Pinellas	3,269
Miami Gardens, Dade	3,199
Lehigh Acres, Lee	3,105
Port Saint Lucie, St. Lucie	3,089
Boynton Beach, Palm Beach	3,024
Gainesville, Alachua	2,941
Winter Haven, Polk	2,628
Panama City, Bay	2,515
Coral Springs, Broward	2,473
Lake City, Columbia	2,470
Opa Locka, Dade	2,362
Delray Beach, Palm Beach	2,315
Immokalee, Collier	2,083
Brandon, Hillsborough	2,051
Doral, Dade	2,050
Davie, Broward	2,028
Sunrise, Broward	1,983
Milton, Santa Rosa	1,944
Riverview, Hillsborough	1,875
Fort Pierce, St. Lucie	1,873
Apopka, Orange	1,820
North Miami Beach, Dade	1,810
Plant City, Hillsborough	1,808
Stuart, Martin	1,778
Missing, Broward	1,750
Saint Augustine, St. Johns	1,704
Largo, Pinellas	1,698
Melbourne, Brevard	1,677
Deerfield Beach, Broward	1,623
Tamarac, Broward	1,607
Jupiter, Palm Beach	1,580
Sanford, Seminole	1,575
Vero Beach, Indian River	1,572
Plantation, Broward	1,564

COVID-19: characteristics of 481,668 Florida resident cases

Data through Aug 1, 2020 verified as of Aug 2, 2020 at 09:25 AM

Data in this report are provisional and subject to change.

The table below includes the cities and counties of residence for cases in Florida residents based on the patient's ZIP Code.

Note that city is not always received as part of the initial notification and may be missing while the case is being investigated.

City and county	Cases
New Port Richey, Pasco	1,506
Daytona Beach, Volusia	1,500
Lake Worth Beach, Palm Beach	1,392
Saint Cloud, Osceola	1,380
Orange Park, Clay	1,364
Deltona, Volusia	1,353
Palmetto, Manatee	1,302
Margate, Broward	1,251
Weston, Broward	1,178
Palm Bay, Brevard	1,165
North Lauderdale, Broward	1,160
Clermont, Lake	1,156
Deland, Volusia	1,146
Palm Beach Gardens, Palm Beach	1,134
Arcadia, Desoto	1,134
Altamonte Springs, Seminole	1,111
Winter Park, Orange	1,110
Winter Garden, Orange	1,099
Hallandale, Broward	1,096
Coconut Creek, Broward	1,088
Haines City, Polk	1,067
Davenport, Polk	1,045
Bonita Springs, Lee	1,035
Fort Walton Beach, Okaloosa	1,030
North Miami, Dade	1,025
Oviedo, Seminole	1,022
Royal Palm Beach, Palm Beach	1,003
Port Charlotte, Charlotte	998
Ocoee, Orange	989
Spring Hill, Hernando	962
Coral Gables, Dade	956
Palm Harbor, Pinellas	939
Oakland Park, Broward	938
Live Oak, Suwannee	938
Land O Lakes, Pasco	921
Okeechobee, Okeechobee	901
Quincy, Gadsden	894
Indiantown, Martin	893
Wellington, Palm Beach	893
Pinellas Park, Pinellas	874
Wesley Chapel, Pasco	873
Clewiston, Hendry	862
Ruskin, Hillsborough	853
Florida City, Dade	851
Seminole, Pinellas	797
Lutz, Hillsborough	797
Punta Gorda, Charlotte	795
Valrico, Hillsborough	795
Longwood, Seminole	793
Belle Glade, Palm Beach	788
Pembroke Pines, Broward	786
Leesburg, Lake	713
Wimauma, Hillsborough	713
Missing, Palm Beach	710
Windermere, Orange	695
Palatka, Putnam	683
Casselberry, Seminole	682
Palm Coast, Flagler	676
Miami Lakes, Dade	670

COVID-19: characteristics of 481,668 Florida resident cases

Data through Aug 1, 2020 verified as of Aug 2, 2020 at 09:25 AM

Data in this report are provisional and subject to change.

The table below includes the cities and counties of residence for cases in Florida residents based on the patient's ZIP Code.

Note that city is not always received as part of the initial notification and may be missing while the case is being investigated.

City and county	Cases
Bartow, Polk	668
Jacksonville Beach, Duval	666
Aventura, Dade	645
Ormond Beach, Volusia	622
Key West, Monroe	621
Middleburg, Clay	618
Crestview, Okaloosa	609
North Port, Sarasota	598
Missing, Dade	594
Kissimmee, Polk	592
Cantonment, Escambia	591
Lake Mary, Seminole	590
Brooksville, Hernando	581
Cocoa, Brevard	579
Tavares, Lake	578
Graceville, Jackson	572
Auburndale, Polk	567
North Fort Myers, Lee	563
Labelle, Hendry	553
Port Richey, Pasco	544
Hudson, Pasco	544
Zephyrhills, Pasco	543
Sebring, Highlands	531
Winter Springs, Seminole	521
Dade City, Pasco	518
Loxahatchee, Palm Beach	517
Crawfordville, Wakulla	517
Gulf Breeze, Santa Rosa	505
Tarpon Springs, Pinellas	499
Maitland, Orange	488
Port Orange, Volusia	472
Mulberry, Polk	472
Seffner, Hillsborough	470
Lake Wales, Polk	468
Marianna, Jackson	462
Riviera Beach, Palm Beach	460
Panama City Beach, Bay	460
Cooper City, Broward	452
Holiday, Pasco	449
Venice, Sarasota	449
Ponte Vedra Beach, St. Johns	443
Sarasota, Manatee	442
Chipley, Washington	440
Saint Johns, St. Johns	439
Orange City, Volusia	435
Fernandina Beach, Nassau	425
South Bay, Palm Beach	422
Destin, Okaloosa	421
Dunedin, Pinellas	416
Wauchula, Hardee	414
Avon Park, Highlands	413
Missing, Collier	411
Defuniak Springs, Walton	404
Lynn Haven, Bay	402
Dania, Broward	402
Navarre, Santa Rosa	401
Merritt Island, Brevard	399
Eustis, Lake	399
Pahokee, Palm Beach	397

COVID-19: characteristics of 481,668 Florida resident cases

Data through Aug 1, 2020 verified as of Aug 2, 2020 at 09:25 AM

Data in this report are provisional and subject to change.

The table below includes the cities and counties of residence for cases in Florida residents based on the patient's ZIP Code.

Note that city is not always received as part of the initial notification and may be missing while the case is being investigated.

City and county	Cases
Pinecrest, Dade	394
The Villages, Sumter	392
Jasper, Hamilton	391
South Miami, Dade	389
Parrish, Manatee	386
Green Cove Springs, Clay	385
Fleming Island, Clay	383
Santa Rosa Beach, Walton	379
Madison, Madison	378
Titusville, Brevard	376
Palm City, Martin	376
Dover, Hillsborough	373
Lantana, Palm Beach	364
Moore Haven, Glades	363
Fellsmere, Indian River	361
Rockledge, Brevard	359
Gibsonton, Hillsborough	357
Bristol, Liberty	357
Missing, Hillsborough	351
Odessa, Hillsborough	348
New Smyrna Beach, Volusia	341
Groveland, Lake	339
Bonifay, Holmes	337
Estero, Lee	333
Inverness, Citrus	332
Parkland, Broward	331
Missing, Duval	320
Lauderdale Lakes, Broward	317
Perry, Taylor	316
Key Biscayne, Dade	313
Atlantic Beach, Duval	309
Mount Dora, Lake	308
Polk City, Polk	301
Crescent City, Putnam	301
Monticello, Jefferson	300
Niceville, Okaloosa	299
Debary, Volusia	296
Lauderhill, Broward	291
Oldsmar, Pinellas	287
Missing, Orange	265
North Palm Beach, Palm Beach	264
Lithia, Hillsborough	258
Apollo Beach, Hillsborough	258
Palm Springs, Palm Beach	255
Pace, Santa Rosa	254
Starke, Bradford	254
Hobe Sound, Martin	253
Frostproof, Polk	250
Wilton Manors, Broward	247
Sun City Center, Hillsborough	246
Missing, Pasco	246
Sebastian, Indian River	233
Fort Meade, Polk	224
Ellenton, Manatee	223
Missing, Santa Rosa	223
Yulee, Nassau	222
Alachua, Alachua	221
Ponte Vedra, St. Johns	218
Missing, St. Lucie	215

COVID-19: characteristics of 481,668 Florida resident cases

Data through Aug 1, 2020 verified as of Aug 2, 2020 at 09:25 AM

Data in this report are provisional and subject to change.

The table below includes the cities and counties of residence for cases in Florida residents based on the patient's ZIP Code.

Note that city is not always received as part of the initial notification and may be missing while the case is being investigated.

City and county	Cases
Missing, St. Johns	214
Palmetto Bay, Dade	214
Safety Harbor, Pinellas	213
Summerfield, Marion	213
Sneads, Jackson	211
Macclenny, Baker	211
Bushnell, Sumter	211
Trenton, Gilchrist	207
Chattahoochee, Gadsden	206
Missing, Hendry	201
Missing, Polk	200
Williston, Levy	193
Key Largo, Monroe	189
Belleview, Marion	188
Blountstown, Calhoun	186
Crystal River, Citrus	185
Jensen Beach, Martin	184
Chiefland, Levy	184
Wildwood, Sumter	178
Port Saint Joe, Gulf	177
Homosassa, Citrus	176
Havana, Gadsden	174
Lake Placid, Highlands	172
Callahan, Nassau	171
Lady Lake, Lake	171
Missing, Hardee	170
Mary Esther, Okaloosa	163
Shalimar, Okaloosa	160
Missing, Marion	159
Mascotte, Lake	159
Edgewater, Volusia	158
Newberry, Alachua	157
Jacksonville, St. Johns	157
Old Town, Dixie	157
Missing, Lee	157
Dunnellon, Marion	157
Bowling Green, Hardee	157
Missing, Citrus	157
Missing, Volusia	156
Missing, Madison	150
Marathon, Monroe	149
Thonotosassa, Hillsborough	146
Southwest Ranches, Broward	142
Lake Butler, Union	142
Freeport, Walton	141
Missing, Osceola	141
Lake Alfred, Polk	140
Missing, Brevard	139
Wewahitchka, Gulf	137
Cocoa Beach, Brevard	133
Missing, Desoto	131
Satellite Beach, Brevard	131
Neptune Beach, Duval	130
Myakka City, Manatee	129
Minneola, Lake	129
Jennings, Hamilton	126
Medley, Dade	126
Pierson, Volusia	125
Clearwater Beach, Pinellas	124

COVID-19: characteristics of 481,668 Florida resident cases

Data through Aug 1, 2020 verified as of Aug 2, 2020 at 09:25 AM

Data in this report are provisional and subject to change.

The table below includes the cities and counties of residence for cases in Florida residents based on the patient's ZIP Code.

Note that city is not always received as part of the initial notification and may be missing while the case is being investigated.

City and county	Cases
Sorrento, Lake	123
Nokomis, Sarasota	121
Spring Hill, Pasco	120
Missing, Hernando	120
Missing, Highlands	119
Missing, Martin	117
Gulfport, Pinellas	117
West Melbourne, Brevard	117
Carol City, Dade	117
Lake Park, Palm Beach	115
Midway, Gadsden	113
Missing, Indian River	112
Hilliard, Nassau	112
Holly Hill, Volusia	112
Marco Island, Collier	110
Bronson, Levy	109
Lecanto, Citrus	108
Englewood, Charlotte	108
Missing, Seminole	106
De Leon Springs, Volusia	104
Tavernier, Monroe	104
Missing, Pinellas	100
Mayo, Lafayette	99
Missing, Monroe	99
Bunnell, Flagler	98
Beverly Hills, Citrus	98
Miramar Beach, Walton	96
Zolfo Springs, Hardee	96
Bell, Gilchrist	95
Alva, Lee	93
Umatilla, Lake	93
Cross City, Dixie	92
Jay, Santa Rosa	91
Molino, Escambia	91
Missing, Unknown	91
Indialantic, Brevard	88
Palm Beach, Palm Beach	88
Missing, Nassau	87
Englewood, Sarasota	87
Tequesta, Palm Beach	84
Fort White, Columbia	84
High Springs, Alachua	83
Flagler Beach, Flagler	82
Missing, Sarasota	81
Fruitland Park, Lake	81
Montverde, Lake	80
Hernando, Citrus	79
Gretna, Gadsden	79
Chuluota, Seminole	77
Oxford, Sumter	76
Greenwood, Jackson	76
Kenneth City, Pinellas	76
Gotha, Orange	75
Trinity, Pasco	75
East Palatka, Putnam	75
Cape Canaveral, Brevard	73
Missing, Clay	73
South Daytona, Volusia	73
Dunnellon, Citrus	72

COVID-19: characteristics of 481,668 Florida resident cases

Data through Aug 1, 2020 verified as of Aug 2, 2020 at 09:25 AM

Data in this report are provisional and subject to change.

The table below includes the cities and counties of residence for cases in Florida residents based on the patient's ZIP Code.

Note that city is not always received as part of the initial notification and may be missing while the case is being investigated.

City and county	Cases
Citra, Marion	72
Missing, Jackson	71
Rotunda West, Charlotte	71
Century, Escambia	71
Cottondale, Jackson	71
Eagle Lake, Polk	70
Geneva, Seminole	69
Archer, Alachua	68
West Miami, Dade	68
Missing, Leon	67
Keystone Heights, Clay	67
Glen Saint Mary, Baker	67
Altha, Calhoun	66
Missing, Lake	66
Avon Park, Polk	66
Osprey, Sarasota	66
Youngstown, Bay	65
Vernon, Washington	64
Mims, Brevard	64
Sanderson, Baker	64
Silver Springs, Marion	63
Missing, Okaloosa	63
Fort Myers Beach, Lee	63
White Springs, Hamilton	62
Weeki Wachee, Hernando	62
Missing, Flagler	61
Hawthorne, Alachua	61
Branford, Suwannee	61
Hastings, St. Johns	61
Reddick, Marion	60
Melbourne Beach, Brevard	59
Missing, Escambia	59
Missing, Manatee	58
Interlachen, Putnam	58
Ave Maria, Collier	58
Lake Panasoffkee, Sumter	58
Pomona Park, Putnam	57
Baker, Okaloosa	57
Southport, Bay	57
Dundee, Polk	57
Missing, Gulf	56
Zellwood, Orange	56
Webster, Sumter	55
O Brien, Suwannee	54
Indian Rocks Beach, Pinellas	53
Belle Isle, Orange	53
Oakland, Orange	53
Satsuma, Putnam	52
Greenville, Madison	52
Apalachicola, Franklin	51
Biscayne Park, Dade	50
Coconut Grove, Dade	50
Missing, Wakulla	50
Islamorada, Monroe	50
Missing, Gadsden	50
Missing, Levy	49
Missing, Washington	49
Surfside, Dade	49
Bal Harbour, Dade	49

COVID-19: characteristics of 481,668 Florida resident cases

Data through Aug 1, 2020 verified as of Aug 2, 2020 at 09:25 AM

Data in this report are provisional and subject to change.

The table below includes the cities and counties of residence for cases in Florida residents based on the patient's ZIP Code.

Note that city is not always received as part of the initial notification and may be missing while the case is being investigated.

City and county	Cases
South Pasadena, Pinellas	49
Raiford, Union	47
Grand Island, Lake	47
Viera, Brevard	45
Seville, Volusia	44
Ocklawaha, Marion	44
Grand Ridge, Jackson	42
Missing, Baker	42
Carrabelle, Franklin	42
Lakewood Ranch, Manatee	41
Coleman, Sumter	41
Greenacres, Palm Beach	41
Missing, Calhoun	41
San Antonio, Pasco	41
Lawtey, Bradford	40
Lee, Madison	40
Missing, Walton	40
Indian Harbour Beach, Brevard	39
Mcdavid, Escambia	39
Missing, Okeechobee	38
Fountain, Bay	38
El Portal, Dade	38
Lake Hamilton, Polk	37
Poinciana, Polk	37
Citrus Springs, Citrus	37
Mcalpin, Suwannee	37
Missing, Holmes	37
Sanibel, Lee	37
Stock Island, Monroe	36
Floral City, Citrus	35
Center Hill, Sumter	35
Elkton, St. Johns	35
Celebration, Osceola	35
Christmas, Orange	34
Princeton, Dade	34
Missing, Sumter	34
Cutler Bay, Dade	34
Howey-In-The-Hills, Lake	33
Welaka, Putnam	33
Melrose, Putnam	32
Malabar, Brevard	31
Westville, Holmes	31
Alford, Jackson	31
Inlet Beach, Walton	30
Malone, Jackson	30
Lauderdale By The Sea, Broward	30
Astatula, Lake	30
Lake Helen, Volusia	30
Juno Beach, Palm Beach	30
Wellborn, Suwannee	30
Bokeelia, Lee	29
Missing, Gilchrist	29
Valparaiso, Okaloosa	29
Madeira Beach, Pinellas	29
Atlantis, Palm Beach	29
Florida State University, Leon	29
Morrison, Levy	28
Osteen, Volusia	28
Steinhatchee, Taylor	28

COVID-19: characteristics of 481,668 Florida resident cases

Data through Aug 1, 2020 verified as of Aug 2, 2020 at 09:25 AM

Data in this report are provisional and subject to change.

The table below includes the cities and counties of residence for cases in Florida residents based on the patient's ZIP Code.

Note that city is not always received as part of the initial notification and may be missing while the case is being investigated.

City and county	Cases
Greensboro, Gadsden	28
Hallandale Beach, Broward	28
Babson Park, Polk	28
Anthony, Marion	28
Summerland Key, Monroe	28
Big Pine Key, Monroe	27
Ponce De Leon, Holmes	27
Belleair, Pinellas	27
Micanopy, Alachua	27
Hypoluxo, Palm Beach	27
Missing, Bay	26
Laurel Hill, Okaloosa	26
Naranja, Dade	26
Canal Point, Palm Beach	26
San Mateo, Putnam	26
Missing, Liberty	26
Weirsdale, Marion	25
Hosford, Liberty	25
Bryceville, Nassau	25
Sunny Isles Beach, Dade	25
The Villages, Lake	25
Destin, Walton	25
Fern Park, Seminole	24
Missing, Suwannee	24
Felda, Hendry	24
Patrick Air Force Base, Brevard	24
Lady Lake, Sumter	24
Astor, Lake	23
Yalaha, Lake	23
Bradenton Beach, Manatee	22
Florida Dept Of Corrections, Union	22
Ochopee, Collier	22
Missing, Jefferson	22
Belleair Beach, Pinellas	21
Saint James City, Lee	21
Odessa, Pasco	21
Eglin Air Force Base, Okaloosa	21
Campbellton, Jackson	20
Holt, Okaloosa	20
Grant-Valkaria, Brevard	20
Longboat Key, Manatee	20
Haverhill, Palm Beach	20
Sweetwater, Dade	20
Missing, Charlotte	20
Unknown, Orange	20
Eastpoint, Franklin	20
Miami Springs, Dade	19
Temple Terrace, Hillsborough	19
Sumterville, Sumter	19
Missing, Bradford	18
Altoona, Lake	18
Callaway, Bay	18
Kendall, Dade	18
Sopchoppy, Wakulla	18
Caryville, Washington	18
Kissimmee, Orange	17
Hialeah Gardens, Dade	17
Oak Hill, Volusia	17
Crystal Beach, Pinellas	17

COVID-19: characteristics of 481,668 Florida resident cases

Data through Aug 1, 2020 verified as of Aug 2, 2020 at 09:25 AM

Data in this report are provisional and subject to change.

The table below includes the cities and counties of residence for cases in Florida residents based on the patient's ZIP Code.

Note that city is not always received as part of the initial notification and may be missing while the case is being investigated.

City and county	Cases
Village Of Palmetto Bay, Dade	16
Baldwin, Duval	16
Missing, Dixie	16
Lamont, Jefferson	16
Edgewood, Orange	16
Missing, Taylor	16
North Bay Village, Dade	16
Clarksville, Calhoun	16
Golden Beach, Dade	15
Tice, Lee	15
Placida, Charlotte	15
Georgetown, Putnam	15
Paisley, Lake	15
Missing, Franklin	14
Kindred, Osceola	14
Panacea, Wakulla	14
Waverly, Polk	14
Brooker, Bradford	14
Missing, Union	14
Ponce Inlet, Volusia	14
Alafaya, Orange	13
Fort McCoy, Marion	13
Singer Island, Palm Beach	13
Fruit Cove, St. Johns	13
Carrollwood, Hillsborough	13
Miami Shores, Dade	13
Ona, Hardee	13
Waldo, Alachua	13
Hollister, Putnam	13
Goulds, Dade	13
Bascom, Jackson	12
Terra Ceia, Manatee	12
Fort Denaud, Hendry	12
Holmes Beach, Manatee	12
Nocatee, Desoto	12
Pinetta, Madison	12
Okahumpka, Lake	12
Winter Park, Seminole	12
Florahome, Putnam	11
Sebastian, Brevard	11
Bay Pines, Pinellas	11
Barefoot Bay, Brevard	11
Palm Shores, Brevard	11
Lighthouse Point, Broward	11
Inglis, Levy	11
Santa Fe, Alachua	11
Eaton Park, Polk	11
Harmony, Osceola	11
West Park, Broward	11
Heathrow, Seminole	10
Bayonet Point, Pasco	10
Dania Beach, Broward	10
Tierra Verde, Pinellas	10
Missing, Glades	10
Bellview, Escambia	10
Mexico Beach, Bay	10
Matlacha, Lee	10
Unknown, Dade	10
Palmdale, Glades	10

COVID-19: characteristics of 481,668 Florida resident cases

Data through Aug 1, 2020 verified as of Aug 2, 2020 at 09:25 AM

Data in this report are provisional and subject to change.

The table below includes the cities and counties of residence for cases in Florida residents based on the patient's ZIP Code.

Note that city is not always received as part of the initial notification and may be missing while the case is being investigated.

City and county	Cases
North Redington Beach, Pinellas	9
Miami, Unknown	9
Intercession City, Osceola	9
Bay Harbor Islands, Dade	9
Walnut Hill, Escambia	9
Treasure Island, Pinellas	9
Mangonia Park, Palm Beach	9
Sun City, Hillsborough	9
Ocean Ridge, Palm Beach	9
Balm, Hillsborough	9
Lake Suzy, Desoto	9
Highland City, Polk	9
Missing, Lafayette	8
Gonzalez, Escambia	8
Key Colony Beach, Monroe	8
Kinard, Calhoun	8
Labelle, Glades	8
Hampton, Bradford	8
Lutz, Pasco	8
Saint Pete Beach, Pinellas	8
Tyndall Air Force Base, Bay	8
Sydney, Hillsborough	7
Kathleen, Polk	7
Reunion, Osceola	7
Bagdad, Santa Rosa	7
La Crosse, Alachua	7
Eloise, Polk	7
Homosassa Springs, Citrus	7
Orange Lake, Marion	7
Dowling Park, Suwannee	7
Missing, Alachua	7
Tioga, Alachua	7
Lorida, Highlands	7
Wahneta, Polk	6
Venus, Highlands	6
Buena Ventura Lakes, Osceola	6
Cedar Key, Levy	6
Kenansville, Osceola	6
Aloma, Orange	6
Enterprise, Volusia	6
Wabasso, Indian River	6
Jacksonville, Unknown	6
Paxton, Walton	6
Palma Sola, Manatee	6
Maitland, Seminole	6
Ponce De Leon, Walton	5
Crystal Springs, Pasco	5
Plymouth, Orange	5
Penney Farms, Clay	5
Pensacola Beach, Santa Rosa	5
Murdock, Charlotte	5
Woodville, Leon	5
Long Boat Key, Manatee	5
Cloud Lake, Palm Beach	5
Mango, Hillsborough	5
North Venice, Sarasota	5
Shady Grove, Taylor	5
Bradley, Polk	5
Tangerine, Orange	5

COVID-19: characteristics of 481,668 Florida resident cases

Data through Aug 1, 2020 verified as of Aug 2, 2020 at 09:25 AM

Data in this report are provisional and subject to change.

The table below includes the cities and counties of residence for cases in Florida residents based on the patient's ZIP Code.

Note that city is not always received as part of the initial notification and may be missing while the case is being investigated.

City and county	Cases
Ferndale, Lake	5
Poinciana, Osceola	5
Hernando Beach, Hernando	5
Hiawassee, Orange	5
Indian Lake Estates, Polk	5
West Delray Beach, Palm Beach	5
Perrine, Dade	5
Goodland, Collier	5
Altamonte Springs, Orange	5
Celebration, Orange	4
Leisure City, Dade	4
Pasadena, Pinellas	4
Nobleton, Hernando	4
Northdale, Hillsborough	4
Hollywood, Unknown	4
Missing, Putnam	4
Miami, Broward	4
City Of Sunrise, Broward	4
South Palm Beach, Palm Beach	4
Perdido Key, Escambia	4
Nichols, Polk	4
Maxville, Duval	4
Gulf Hammock, Levy	4
Ft Pierce, St. Lucie	4
Centerville, Leon	4
Pine Castle, Orange	4
Ybor City, Hillsborough	4
Eatonville, Orange	4
Lehigh, Lee	4
Tallevast, Manatee	4
PSI, Unknown	4
Rubonia, Manatee	4
Steinhatchee, Dixie	4
Lowell, Marion	4
Quail Heights, Dade	4
Saint Lucie West, St. Lucie	4
Siesta Key, Sarasota	4
Ridge Manor, Pasco	4
Unknown, Broward	4
Buckingham, Lee	4
Hollywood, Dade	4
Parker, Bay	4
Pembroke Park, Broward	4
Orlando, Seminole	4
Mayport, Duval	4
Bonifay, Washington	4
Davenport, Osceola	4
Ebro, Washington	4
Cudjoe Key, Monroe	4
Homeland, Polk	4
Trilby, Pasco	4
Sparr, Marion	3
Long Key, Monroe	3
Missing, Hamilton	3
Hialeah, Unknown	3
Cutler Ridge, Dade	3
Duette, Manatee	3
East Lake, Marion	3
Bayshore Gardens, Manatee	3

COVID-19: characteristics of 481,668 Florida resident cases

Data through Aug 1, 2020 verified as of Aug 2, 2020 at 09:25 AM

Data in this report are provisional and subject to change.

The table below includes the cities and counties of residence for cases in Florida residents based on the patient's ZIP Code.

Note that city is not always received as part of the initial notification and may be missing while the case is being investigated.

City and county	Cases
Azalea Park, Orange	3
Anna Maria, Manatee	3
Dinsmore, Duval	3
Fort Ogden, Desoto	3
Green Acres, Palm Beach	3
Lake City, Suwannee	3
Yankeetown, Levy	3
Pine Hills, Orange	3
Sewalls Point, Martin	3
Sunny Hills, Washington	3
Graceville, Holmes	3
Hallandale Beach, Broward	3
Fisher Island, Dade	3
Candler, Marion	3
Boca Grande, Lee	3
Trenton, Levy	3
Orlando, Unknown	3
Laud-By-The-Sea, Broward	3
Little Torch Key, Monroe	3
Lynbrook, Broward	3
Micco, Brevard	3
Indian Shores, Pinellas	3
Lake Como, Putnam	3
Lake Monroe, Seminole	3
Fort Lauderdale, Unknown	3
Captiva, Lee	3
Belleair Bluffs, Pinellas	3
Saint Marks, Wakulla	3
Pompano Beach, Unknown	3
Indian Creek Village, Dade	3
Branford, Lafayette	3
Ozona, Pinellas	3
Deerfield Beach, Unknown	3
Lulu, Columbia	3
Lacoochee, Pasco	3
Mount Plymouth, Lake	3
Oneco, Manatee	3
Westchase, Hillsborough	3
Vernon, Bay	3
Virginia Gardens, Dade	3
Braden River, Manatee	3
Elfers, Pasco	3
Fpo, Duval	3
Mayport Naval Housing, Duval	3
Miromar Lakes, Lee	3
Indian River Shores, Indian River	3
Gulf Stream, Palm Beach	3
Orlando, Osceola	3
Port Saint John, Brevard	3
Saint Leo, Pasco	3
Lauderhill, Unknown	3
Durant, Hillsborough	3
El Jobean, Charlotte	2
Fort Lauderdale, Dade	2
Lake Butler, Bradford	2
Jonesville, Alachua	2
Miami, Martin	2
Sand Lake, Orange	2
Roseland, Indian River	2

COVID-19: characteristics of 481,668 Florida resident cases

Data through Aug 1, 2020 verified as of Aug 2, 2020 at 09:25 AM

Data in this report are provisional and subject to change.

The table below includes the cities and counties of residence for cases in Florida residents based on the patient's ZIP Code.

Note that city is not always received as part of the initial notification and may be missing while the case is being investigated.

City and county	Cases
West Palm Beach, Unknown	2
Holder, Citrus	2
Everglades National Park, Dade	2
Fanning Springs, Gilchrist	2
Wakulla Springs, Wakulla	2
Union Park, Orange	2
Samoset, Manatee	2
Palma Ceia, Hillsborough	2
New Smyrna, Volusia	2
Oakland Park, Unknown	2
Lamont, Taylor	2
Miccosukee, Leon	2
Milligan, Okaloosa	2
Cypress, Jackson	2
Glenwood, Volusia	2
Gulf Breeze, Escambia	2
Homeless, Hillsborough	2
Sugarloaf, Monroe	2
Pensacola, Unknown	2
Unknown, Seminole	2
Venice, Manatee	2
Clewiston, Palm Beach	2
Longboat Key, Sarasota	2
Lakeshore, Polk	2
Earleton, Alachua	2
Ormond Beach, Flagler	2
Mesa, Unknown	2
Miami Gardens, Unknown	2
Miramar, Dade	2
San Carlos Park, Lee	2
Sorrento, Orange	2
Archer, Levy	2
Hallandale Beach, Unknown	2
Hawthorne, Putnam	2
Jensen Beach, St. Lucie	2
Lockhart, Orange	2
Loxahatchee Groves, Palm Beach	2
Ramrod Key, Monroe	2
Port Saint Lucie, Martin	2
Ponte Vedra, Duval	2
Port Charlotte, Unknown	2
University Park, Manatee	2
River Ranch, Polk	2
Valkaria, Brevard	2
West Bradenton, Manatee	2
The Villages, Marion	2
Cortez, Manatee	2
Grandin, Putnam	2
Inlet Beach, Bay	2
Jacksonville, Clay	2
Switzerland, St. Johns	2
Tampa, Pinellas	2
Unknown, Palm Beach	2
Watersound, Walton	2
Laurel, Sarasota	2
Manalapan, Palm Beach	2
Oklawaha, Marion	2
Orlando, Brevard	2
Lake Harbor, Palm Beach	2

COVID-19: characteristics of 481,668 Florida resident cases

Data through Aug 1, 2020 verified as of Aug 2, 2020 at 09:25 AM

Data in this report are provisional and subject to change.

The table below includes the cities and counties of residence for cases in Florida residents based on the patient's ZIP Code.

Note that city is not always received as part of the initial notification and may be missing while the case is being investigated.

City and county	Cases
Goldenrod, Seminole	2
Loughman, Polk	2
Forest City, Orange	2
Chokoloskee, Collier	2
Alturas, Polk	2
Daytona Beach Shores, Volusia	2
Everglades City, Collier	2
Fort Charlotte, Charlotte	2
Horseshoe Beach, Dixie	2
Lealman, Pinellas	2
Madison, Unknown	2
Margate, Unknown	2
Port Salerno, Martin	2
Redington Beach, Pinellas	2
Redington Shores, Pinellas	2
Town N Country, Hillsborough	2
University Of Central FI, Orange	1
Valrico, Orange	1
Wewahitchka, Calhoun	1
Winterpark, Unknown	1
Tampa, Orange	1
South Fort Myers, Lee	1
Longwood, Orange	1
Miamt, Dade	1
Mid Florida, Seminole	1
N/A, Duval	1
Nokomis, Palm Beach	1
Ocala, Unknown	1
Ocean Breeze, Martin	1
Orlando, Orange	1
Palm City, Unknown	1
Live Oak, Columbia	1
Hurlburt Field, Okaloosa	1
Ft Pierce, Unknown	1
Gibsonia, Polk	1
Greenacres, Unknown	1
Hallandate Ben, Unknown	1
Cottdale, Washington	1
Destin, Unknown	1
Everett, Dade	1
Apopka, Unknown	1
Alligator Point, Wakulla	1
Amelia City, Nassau	1
Bonita Springs, Collier	1
999999, Okaloosa	1
Bartow, Unknown	1
Caryville, Holmes	1
Cassadaga, Volusia	1
Champions Gate, Polk	1
Bostwick, Putnam	1
Coral Springs, Unknown	1
Cossilberry, Orange	1
Darien, Pasco	1
Fort Myers, Seminole	1
Fwb, Unknown	1
Gastonia, Polk	1
Deltona , Volusia	1
Miami Granders, Dade	1
Missing, Columbia	1

COVID-19: characteristics of 481,668 Florida resident cases

Data through Aug 1, 2020 verified as of Aug 2, 2020 at 09:25 AM

Data in this report are provisional and subject to change.

The table below includes the cities and counties of residence for cases in Florida residents based on the patient's ZIP Code.

Note that city is not always received as part of the initial notification and may be missing while the case is being investigated.

City and county	Cases
Grand Island, Unknown	1
Hialeah, Unknown	1
Jacksonville, Palm Beach	1
Lanark Village, Franklin	1
Palm Bay, Dade	1
Palm Coast, Orange	1
Saint Cloud, Orange	1
Saint Petersburg, Dade	1
San Pedro Sula, Dade	1
Port Charlotte FL, Unknown	1
Seminole, Orange	1
Scottsmeer, Brevard	1
Westlake, Palm Beach	1
Wimauma, Manatee	1
Telogia, Liberty	1
Turmero, Dade	1
Tampa, Dade	1
Olustee, Baker	1
Palm Springs North, Dade	1
Ocala, Alachua	1
Okeechobee, St. Lucie	1
Lake Wales, Escambia	1
Miami, Dade	1
Unknown, Columbia	1
Wesley Chapel, Alachua	1
Weston, Dade	1
Tewksbury, Orange	1
Tampa Palms, Hillsborough	1
San Antonio, Unknown	1
South Daytona Beach, Volusia	1
Pine Ridge, Citrus	1
Greenville, Jefferson	1
Kissimmee, Brevard	1
FL, Dade	1
Florence Villa, Polk	1
Fort Pierce, Martin	1
Estero, Collier	1
Fellsmere, Brevard	1
Doctors Inlet, Clay	1
Dade City, Hillsborough	1
Clermont, Orange	1
Clermont, Polk	1
Celeste, Broward	1
Arndale, Hillsborough	1
Bay Lake, Orange	1
Beverly Beach, Flagler	1
Aollywoss, Dade	1
99, Unknown	1
Air Mail Facility, Dade	1
Wintergarden, Orange	1
West Villages, Sarasota	1
Washington, Unknown	1
Venice, Hillsborough	1
Unknown, Seminole	1
Saint Augustin Beach, St. Johns	1
Seven Springs, Pasco	1
Tallahassee, Unknown	1
South Miami, Unknown	1
Port Everglades, Broward	1

COVID-19: characteristics of 481,668 Florida resident cases

Data through Aug 1, 2020 verified as of Aug 2, 2020 at 09:25 AM

Data in this report are provisional and subject to change.

The table below includes the cities and counties of residence for cases in Florida residents based on the patient's ZIP Code.

Note that city is not always received as part of the initial notification and may be missing while the case is being investigated.

City and county	Cases
Palm Beach Shores, Palm Beach	1
Orlando, Columbia	1
Niceville, Walton	1
Mount Pleasant, Gadsden	1
Louisville, Broward	1
Middlesburg, Duval	1
Jupiter, Duval	1
Lake Geneva, Clay	1
Immokalee, Lee	1
Fairfield, Marion	1
Davenport, Orange	1
Boca Raton, Orange	1
Brooksville, Pasco	1
Shady Hills, Pasco	1
Shalimar, Escambia	1
Sharpes, Brevard	1
Sanford, Orange	1
Rivera Beach, Palm Beach	1
Watersound, Bay	1
Trinity, Pinellas	1
Unknown, Unknown	1
Unable To Obtain, Palm Beach	1
University Of Tampa, Hillsborough	1
Unk, Alachua	1
Unknown Out Of Area, St. Lucie	1
Monroe, Hillsborough	1
Morriston, Marion	1
Mount Dora, Seminole	1
Naples, Lee	1
North Fort Myers, Charlotte	1
North Laud, Unknown	1
Oldsrav, Manatee	1
Perth Amboy, Hillsborough	1
Panama City, Unknown	1
Homossa, Orange	1
Hosford, Calhoun	1
Jacksonville Naval Air Station, Duval	1
Jacksonville Naval Hospital, Duval	1
Jacksonville, Nassau	1
Cape Haze, Charlotte	1
Duck Key, Monroe	1
Davie, Unknown	1
Branford, Gilchrist	1
Alva, Escambia	1
Bayou George, Bay	1
Yeehaw, Okeechobee	1
Westville, Walton	1
White Springs, Columbia	1
Unknown, Volusia	1
Tamarac, Dade	1
Port Saint Lucie, Palm Beach	1
Rocky Point, Hillsborough	1
Rosemary Beach, Walton	1
Saint Johns, Duval	1
Salt Springs, Marion	1
Other, Dade	1
Pensacola Beach, Escambia	1
Orl, Osceola	1
New Port Richey, Unknown	1

COVID-19: characteristics of 481,668 Florida resident cases

Data through Aug 1, 2020 verified as of Aug 2, 2020 at 09:25 AM

Data in this report are provisional and subject to change.

The table below includes the cities and counties of residence for cases in Florida residents based on the patient's ZIP Code.

Note that city is not always received as part of the initial notification and may be missing while the case is being investigated.

City and county	Cases
Homeless, Monroe	1
Homeless, Pinellas	1
Hutchinson Island, St. Lucie	1
Hallandale, Unknown	1
Clarcona, Orange	1
Coconut Ck, Unknown	1
Deerfield, Broward	1
Alpharetta, Broward	1
Cape Cord, Lee	1
Lehigh Acers, Lee	1
Los Angeles, Dade	1
Miamc, Dade	1
Miami, Lee	1
Land O Lakes, Hillsborough	1
Layton, Monroe	1
Lakeland, Unknown	1
Jacksonville, Orange	1
North Lauderdale, Unknown	1
North Miami, Palm Beach	1
North Port, Manatee	1
Orlando, Manatee	1
Okeechobee, Martin	1
Okeechobi, Unknown	1
Pooler, Broward	1
Pennsacola, Escambia	1
Port Saint Lucie, Unknown	1
Salem, Taylor	1
Sarasota, Unknown	1
Seacrest, Walton	1
St Cloud, Orange	1
Suwannee, Dixie	1
Twentynine Palms, Broward	1
University Of Miami, Dade	1
Unknown, Manatee	1
Windermere, Unknown	1
Xifamk, Dade	1
Fellsmere, Brevard	1
Fernandina, Nassau	1
Evinston, Alachua	1
Fwb, Escambia	1
Graham, Bradford	1
Cypress Gardens, Polk	1
Indian Rock Beach, Pinellas	1
Key West Naval Air Station, Monroe	1
Hillsboro Beach, Broward	1
Lauderdale Lakes, Unknown	1
Miamksaohes, Dade	1
Metter, Manatee	1
Miami Dade, Unknown	1
Weston, Unknown	1
Winter Springs, Orange	1
West Hollywood, Broward	1
Unknown Out Of Area, Palm Beach	1
Unknown, Duval	1
Point Washington, Walton	1
Port St Luice, Unknown	1
Rices Landing, Dade	1
Seacrest, Bay	1
Stiamk, Dade	1

COVID-19: characteristics of 481,668 Florida resident cases

Data through Aug 1, 2020 verified as of Aug 2, 2020 at 09:25 AM

Data in this report are provisional and subject to change.

The table below includes the cities and counties of residence for cases in Florida residents based on the patient's ZIP Code.

Note that city is not always received as part of the initial notification and may be missing while the case is being investigated.

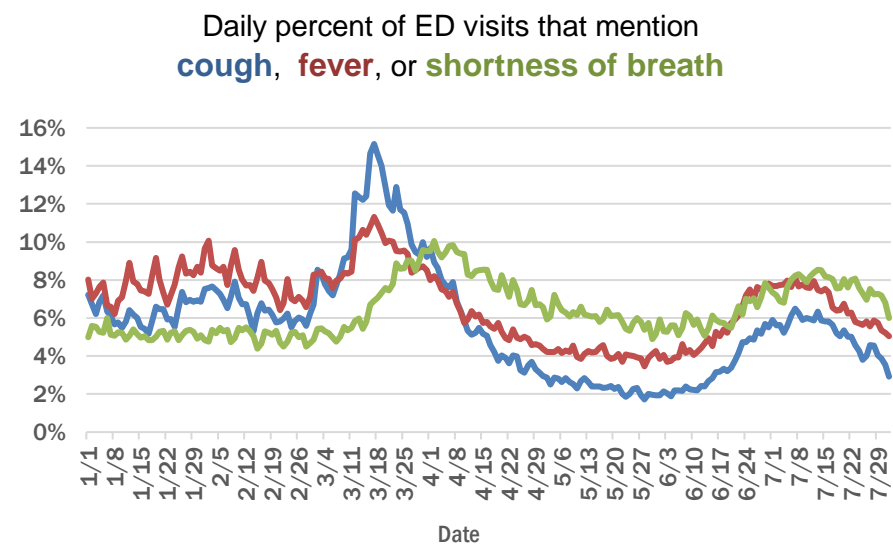
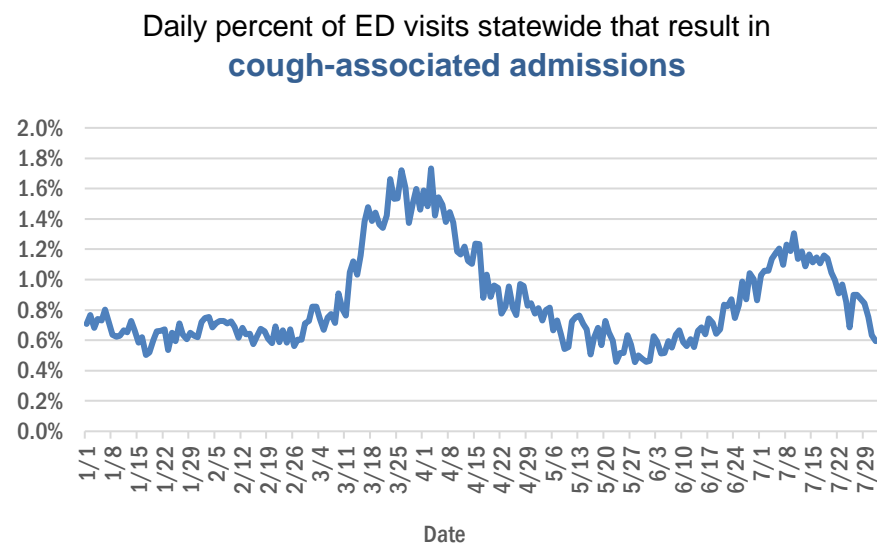
City and county	Cases
Oviedo, Orange	1
Pensacola Naval Hospital, Escambia	1
Okeechobee, Highlands	1
Orange Park, Duval	1
Mount Dora, Orange	1
New Church, Palm Beach	1
New Port Richey, Hillsborough	1
Miramar, Unknown	1
Litchfield Park, Unknown	1
Marathon Shores, Monroe	1
Mayport Naval Station, Duval	1
Jena, Taylor	1
Lake Worth, Unknown	1
Laurel Hill, Walton	1
Dade City, Hernando	1
Franklin, Orange	1
Haines City, Orange	1
Clearwater, Hillsborough	1
Apo, Collier	1
Big Torch Key, Monroe	1
Bonifay, Unknown	1
Astor, Volusia	1
Austin, Dade	1
Basinger, Okeechobee	1
Total	481,668

COVID-19: additional surveillance information

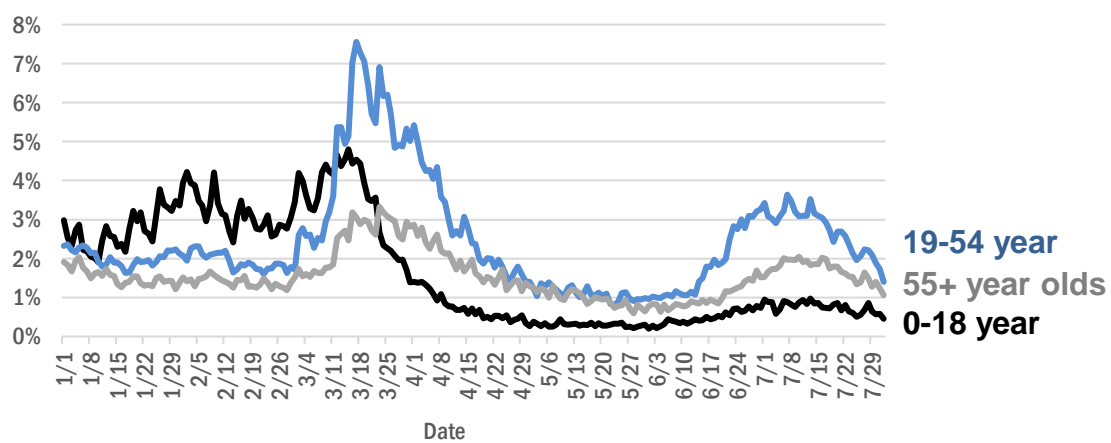
Data through Aug 1, 2020 verified as of Aug 2, 2020 at 09:25 AM

Data in this report are provisional and subject to change.

Statewide emergency department (ED) chief complaint and admission data



Daily percent of ED visits statewide that mention cough by age group



The Electronic Surveillance System for the Early Notification of Community-Based Epidemics (ESSENCE-FL) includes chief complaint data from 211 of 212 Florida EDs. Data are transmitted electronically to ESSENCE-FL daily or hourly.

COVID-19: All persons with tests reported

Data through Aug 1, 2020 verified as of Aug 2, 2020 at 09:25 AM

Data in this report are provisional and subject to change.

The table below includes persons with laboratory results that the Department of Health has received electronically or by mail/fax for Florida residents and non-Florida residents.

County	Awaiting testing	Inconclusive	Negative	Positive	Percent positive	Total tested
Dade	284	1,572	516,514	122,690	19%	640,776
Broward	162	648	349,344	57,975	14%	407,967
Palm Beach	241	579	228,308	34,226	13%	263,113
Hillsborough	179	423	195,352	30,118	13%	225,893
Orange	407	279	227,153	29,699	12%	257,131
Duval	151	229	176,530	21,665	11%	198,424
Pinellas	25	133	146,145	16,774	10%	163,052
Lee	25	48	93,538	15,674	14%	109,260
Polk	44	82	77,012	12,991	14%	90,085
Collier	202	64	49,600	9,734	16%	59,398
Osceola	88	121	50,553	8,782	15%	59,456
Manatee	6	58	71,930	8,733	11%	80,721
Escambia	19	37	57,453	8,007	12%	65,497
Volusia	38	78	61,081	7,097	10%	68,256
Seminole	55	65	57,434	6,639	10%	64,138
Pasco	85	44	56,713	6,479	10%	63,236
Sarasota	26	47	63,710	5,724	8%	69,481
Brevard	10	54	74,081	5,587	7%	79,722
St. Lucie	263	51	35,014	5,210	13%	40,275
Marion	513	70	40,046	5,173	11%	45,289
Lake	54	78	55,746	4,661	8%	60,485
Leon	41	109	50,779	4,387	8%	55,275
Bay	15	35	19,592	3,673	16%	23,300
Alachua	4	23	63,583	3,662	5%	67,268
Martin	48	35	20,882	3,637	15%	24,554
Santa Rosa	19	33	22,923	3,454	13%	26,410
St. Johns	38	35	34,905	3,323	9%	38,263
Okaloosa	47	39	23,728	2,931	11%	26,698
Clay	12	15	29,526	2,908	9%	32,449
Columbia	4	53	10,111	2,572	20%	12,736
Indian River	52	11	23,283	2,302	9%	25,596
Charlotte	8	19	21,663	2,024	9%	23,706
Hernando	2	15	15,842	1,749	10%	17,606
Hendry	1	15	6,308	1,652	21%	7,975
Jackson	5	9	8,621	1,613	16%	10,243
Gadsden	4	34	10,215	1,552	13%	11,801
Putnam	2	6	10,620	1,368	11%	11,994
Monroe	51	10	11,173	1,357	11%	12,540
Desoto	7	8	7,974	1,292	14%	9,274
Citrus	26	13	15,802	1,291	8%	17,106
Highlands	8	12	13,864	1,252	8%	15,128
Walton	2	40	7,661	1,245	14%	8,946
Suwannee		13	5,780	1,171	17%	6,964
Sumter	23	13	15,509	1,131	7%	16,653
Nassau	29	18	13,016	1,104	8%	14,138
Okeechobee	1	13	5,274	945	15%	6,232
Flagler	5	19	13,025	930	7%	13,974
Hardee		5	3,570	857	19%	4,432

COVID-19: All persons with tests reported

Data through Aug 1, 2020 verified as of Aug 2, 2020 at 09:25 AM

Data in this report are provisional and subject to change.

The table below includes persons with laboratory results that the Department of Health has received electronically or by mail/fax for Florida residents and non-Florida residents.

County	Awaiting testing	Inconclusive	Negative	Positive	Percent positive	Total tested
Madison	3	9	4,241	643	13%	4,893
Unknown	3	37	5,070	633	11%	5,740
Wakulla	4	36	6,733	611	8%	7,380
Levy		9	5,245	595	10%	5,849
Washington	16	8	4,005	590	13%	4,603
Hamilton	1	2	3,350	587	15%	3,939
Holmes	2	7	3,638	445	11%	4,090
Liberty			2,649	409	13%	3,058
Glades		2	695	391	36%	1,088
Baker	20	2	3,928	386	9%	4,316
Gulf	1	5	3,121	379	11%	3,505
Taylor	5	4	2,750	372	12%	3,126
Jefferson		10	2,216	344	13%	2,570
Bradford	1	3	3,788	337	8%	4,128
Gilchrist	4	6	3,106	334	10%	3,446
Calhoun	1	4	1,967	319	14%	2,290
Dixie		2	2,179	272	11%	2,453
Union		2	3,439	225	6%	3,666
Franklin	2	4	2,494	130	5%	2,628
Lafayette		3	765	110	13%	878
Total	3,394	5,565	3,233,865	487,132	13%	3,726,562

COVID-19: testing by laboratory

Data through Aug 1, 2020 verified as of Aug 2, 2020 at 09:25 AM

Data in this report are provisional and subject to change.

The numbers in the table below represent the number for whom test results were received by the Department of Health. A person can be tested by more than one laboratory and can have both positive and negative results. **Therefore, the sum of the numbers in each column will be larger than the total number of people tested.**

Reporting lab	Inconclusive	Negative	Positive	Percent positive	Total
LABORATORY CORPORATION OF AMERICA	1,041	625,748	92,143	13%	718,932
QUEST DIAGNOSTICS - TAMPA	4,269	616,641	88,125	12%	709,035
BIO REFERENCE LABORATORIES, INC	4,279	403,619	78,839	16%	486,737
GENETWORX	662	367,082	31,346	8%	399,090
REALTOX LABS LLC	2,086	193,751	34,152	15%	229,989
CURATIVE_LABS	2,323	159,372	14,793	8%	176,488
NORTHWEST LABORATORY	191	113,749	5,647	5%	119,587
ADVENT HEALTH LAB	112	101,270	13,999	12%	115,381
MEDICAL DIAGNOSTIC LABORATORIES	721	75,728	10,695	12%	87,144
KORVALABS, INC	827	81,663	3,727	4%	86,217
BIOCOLLECTIONS WORLDWIDE, INC	231	53,383	8,712	14%	62,326
MAYO CLINIC LABORATORIES	108	56,284	5,785	9%	62,177
MEMORIAL REGIONAL HOSPITAL SOUTH	18	44,662	11,481	20%	56,161
ELABNETWORK	249	50,628	4,399	8%	55,276
QUEST DIAGNOSTICS NICHOLS INSTITUTE, INC.	184	47,872	6,155	11%	54,211
BAYCARE LABORATORIES LLC	267	47,425	5,061	10%	52,753
BPHL-JACKSONVILLE	13	39,941	7,518	16%	47,472
MAKO MEDICAL LABORATORIES	1,805	36,719	7,131	16%	45,655
SACRED HEART HOSPITAL LABORATORY	2	40,496	4,844	11%	45,342
ORLANDO REG MED CENTER CLINICAL LAB	417	39,596	5,029	11%	45,042
DIATHERIX LABORATORIES		36,409	5,111	12%	41,520
TESTING MATTERS INC		34,149	4,807	12%	38,956
TAMPA GENERAL HOSPITAL	4	35,585	2,737	7%	38,326
UF PATHLABS	33	36,279	1,427	4%	37,739
VIRACOR-EUROFINS LABORATORIES		25,005	8,077	24%	33,082
ARUP LABORATORIES		30,351	2,214	7%	32,565
JACKSON MEMORIAL HOSPITAL CLINICAL LAB	79	25,771	6,243	19%	32,093
BPHL-MIAMI	203	25,275	5,253	17%	30,731
BPHL-TAMPA (SPECTRUM BLVD)	45	22,469	3,708	14%	26,222
AIT LABORATORIES		21,534	2,504	10%	24,038
SHANDS AT THE UNIVERSITY OF FLORIDA	107	22,423	1,204	5%	23,734
ST VINCENT'S MEDICAL CENTER - RIVERSIDE	1	17,561	2,092	11%	19,654
LAKELAND REGIONAL MEDICAL CENTER	44	17,558	2,020	10%	19,622
WALGREENS	9	14,816	2,425	14%	17,250
CAPE CORAL HOSPITAL CLINICAL LABORATORY		14,128	2,589	15%	16,717
BROWARD GENERAL MEDICAL CENTER-CLINICAL LAB	2	13,015	1,840	12%	14,857
Florida_Hospital	11	11,117	2,053	16%	13,181
SHANDS JACKSONVILLE MEDICAL CENTER INC	31	11,603	1,050	8%	12,684
BAPTIST HOSPITAL OF MIAMI CLINICAL LABORATORY	6	10,390	2,196	17%	12,592
STATLAB_MOBILE		11,645	791	6%	12,436
BAPTIST MEDICAL CENTER JACKSONVILLE	1	11,244	746	6%	11,991
CLEVELAND CLINIC HOSPITAL LAB	4	10,778	1,095	9%	11,877
FLORIDA HOSPITAL - TAMPA	5	10,423	1,046	9%	11,474
ADVENTHEALTH DAYTONA BEACH	18	10,396	780	7%	11,194
SUNPATH MEDICAL DIAGNOSTICS LABORATORY	44	9,350	1,616	15%	11,010
NAPLES COMMUNITY HOSPITAL	13	9,469	1,087	10%	10,569
SARASOTA MEMORIAL HOSPITAL MAIN LAB	12	9,158	867	9%	10,037

COVID-19: testing by laboratory

Data through Aug 1, 2020 verified as of Aug 2, 2020 at 09:25 AM

Data in this report are provisional and subject to change.

The numbers in the table below represent the number for whom test results were received by the Department of Health. A person can be tested by more than one laboratory and can have both positive and negative results. **Therefore, the sum of the numbers in each column will be larger than the total number of people tested.**

Reporting lab	Inconclusive	Negative	Positive	Percent positive	Total
ST JOSEPHS HOSPITAL LABORATORY	7	8,840	1,168	12%	10,015
PALMETTO GENERAL HOSPITAL LAB	3	7,482	2,375	24%	9,860
MOUNT SINAI MEDICAL CENTER	6	8,100	998	11%	9,104
INTEGRATED REGIONAL LABORATORIES LLP		7,525	1,412	16%	8,937
MILLENNIUM PHYSICIAN GROUP		6,903	1,435	17%	8,338
JFK MEDICAL CENTER LAB	1	6,814	1,350	17%	8,165
NORTH FLORIDA REGIONAL MEDICAL CENTER		7,286	696	9%	7,982
UNIVERSITY OF MIAMI HOSPITAL	9	6,493	1,456	18%	7,958
NICKLAUS CHILDREN'S HOSPITAL	18	6,367	1,551	20%	7,936
MORTON PLANT HOSPITAL-ADLER INSTITUTE	7	7,322	606	8%	7,935
SAINT MARY'S MEDICAL CENTER	10	6,775	1,126	14%	7,911
LABCORP BURLINGTON (ELR)	3	7,618	274	3%	7,895
TALLAHASSEE MEMORIAL HOSPITAL	23	6,993	625	8%	7,641
ECCO LAB GROUP CO	247	5,567	1,780	23%	7,594
BRANDON REGIONAL HOSPITAL		6,329	1,222	16%	7,551
SOUTH MIAMI HOSPITAL LAB	8	6,356	1,004	14%	7,368
JUPITER MEDICAL CENTER LAB	31	6,347	965	13%	7,343
REAL DIAGNOSTICS	77	6,449	465	7%	6,991
WELLINGTON REGIONAL MED CTR LAB	3	5,823	981	14%	6,807
FLORIDA HOSPITAL WATERMAN LABORATORY	13	6,167	504	8%	6,684
INDIAN RIVER MEDICAL CENTER LAB		6,220	395	6%	6,615
MEMORIAL REGIONAL HOSPITAL CLINICAL LABORATORY	7	6,081	485	7%	6,573
LARKIN COMMUNITY HOSPITAL	10	5,241	988	16%	6,239
PANCARE OF FLORIDA INC		5,738	321	5%	6,059
AEGIS SCIENCES CORPORATION	26	5,468	457	8%	5,951
APPLIED INGENUITY DIAGNOSTICS LLC		5,410	329	6%	5,739
BAPTIST HOSPITAL OF MIAMI MOLECULAR DIAGNOSTICS	51	4,842	726	13%	5,619
DELRAY MEDICAL CENTER	2	4,885	647	12%	5,534
HOMESTEAD HOSPITAL CLINICAL LABORATORY		4,189	1,173	22%	5,362
MEMORIAL HOSPITAL JACKSONVILLE	8	4,230	1,117	21%	5,355
ST ANTHONY'S HOSPITAL LAB	10	4,664	633	12%	5,307
ARNOLD PALMER MEDICAL CENTER CLINICAL LAB		5,079	147	3%	5,226
WINTER HAVEN HOSPITAL CLINICAL LABORATORY	1	4,232	804	16%	5,037
OSCEOLA REGIONAL MEDICAL CENTER	1	4,185	847	17%	5,033
WEST KENDALL BAPTIST HOSPITAL LABORATORY	2	3,879	994	20%	4,875
LEESBURG REGIONAL MEDICAL CENTER		4,322	540	11%	4,862
ST JOSEPHS HOSPITAL SOUTH LABORATORY	7	4,073	624	13%	4,704
GOOD SAMARITAN MEDICAL CENTER LAB	1	3,831	795	17%	4,627
MEASE COUNTRYSIDE LAB		4,055	440	10%	4,495
LAWNWOOD REGIONAL MEDICAL CENTER	1	3,674	723	16%	4,398
ORANGE PARK MEDICAL CENTER	5	3,455	938	21%	4,398
BAPTIST MEDICAL CENTER SOUTH		4,019	329	8%	4,348
GULF COAST MEDICAL CENTER MICROLAB		3,173	1,090	26%	4,263
QUEST DIAGNOSTICS NICHOLS INSTITUTE - SJC (ELR)	11	3,504	544	13%	4,059

COVID-19: testing by laboratory

Data through Aug 1, 2020 verified as of Aug 2, 2020 at 09:25 AM

Data in this report are provisional and subject to change.

The numbers in the table below represent the number for whom test results were received by the Department of Health. A person can be tested by more than one laboratory and can have both positive and negative results. **Therefore, the sum of the numbers in each column will be larger than the total number of people tested.**

Reporting lab	Inconclusive	Negative	Positive	Percent positive	Total
FLORIDA HOSPITAL HEARTLAND MED CTR CLINICAL LAB	1	3,563	367	9%	3,931
WESTSIDE REGIONAL MED CTR	2	3,087	774	20%	3,863
BAPTIST HOSPITAL LABORATORY	4	3,239	603	16%	3,846
HALIFAX MEDICAL CENTER LAB	10	3,272	557	15%	3,839
MANATEE MEMORIAL HOSPITAL		3,395	421	11%	3,816
DRS CLACK SPENCER WHITE & MCCORMACK PA D/B/A		3,252	538	14%	3,790
WEST BOCA MEDICAL CENTER LAB		3,362	421	11%	3,783
WEST FLORIDA HOSPITAL LAB		2,948	834	22%	3,782
ABL MEDICAL CARE LLC		3,278	483	13%	3,761
FLORIDA HOSPITAL WESLEY CHAPEL	1	3,387	333	9%	3,721
BETHESDA HOSPITAL EAST		3,237	458	12%	3,695
MEMORIAL HOSPITAL WEST LABORATORY SERVICES	10	3,257	371	10%	3,638
AVENTURA HOSPITAL LAB		2,668	964	27%	3,632
CORAL GABLES HOSPITAL CLINICAL LABORATORY		2,721	890	25%	3,611
MERCY HOSPITAL A CAMPUS OF PLANTATION GEN HOSP LAB	1	2,634	973	27%	3,608
Lee Memorial Hospital		2,951	656	18%	3,607
QUEST DIAGNOSTICS INFECTIOUS DISEASE INC	12	2,600	964	27%	3,576
LARKIN COMMUNITY HOSPITAL INC DBA CARDIOTROPIC		958	2,611	73%	3,569
HEALTH PARK MEDICAL CENTER CLINICAL LAB		2,834	718	20%	3,552
NCH NORTH NAPLES HOSPITAL LAB	1	3,134	407	11%	3,542
LARGO MEDICAL CENTER		3,009	485	14%	3,494
QUEST DIAGNOSTICS - WEST HILLS	13	3,301	146	4%	3,460
DOCTORS HOSPITAL	2	2,716	731	21%	3,449
NORTHWEST MEDICAL CENTER	1	2,611	831	24%	3,443
OAK HILL HOSPITAL		3,061	380	11%	3,441
PALM BEACH GARDENS MEDICAL CTR LAB		3,068	341	10%	3,409
BROWARD HEALTH NORTH CLINICAL LABORATORY		2,918	488	14%	3,406
CORAL SPRINGS MED CTR		2,999	368	11%	3,367
NEW YORK STATE ELR - SUNRISE MEDICAL LABORATORIES		3,288	77	2%	3,365
PALMS WEST HOSPITAL LAB	2	2,616	732	22%	3,350
CLEVELAND CLINIC MARTIN SOUTH HOSPITAL		2,996	305	9%	3,301
RUTGERS CLINICAL GENOMICS LABORATORY	5	3,088	154	5%	3,247
NORTH SHORE MEDICAL CENTER		2,466	732	23%	3,198
FLORIDA HOSPITAL ZEPHYRHILLS		2,960	233	7%	3,193
FLORIDA HOSPITAL FLAGLER	2	2,916	195	6%	3,113
Capital Regional Medical Ctr		2,455	585	19%	3,040
MOFFITT CANCER CENTER	5	2,980	32	1%	3,017
FLORIDA MEDICAL CENTER - A CAMPUS OF NORTH SHORE	2	2,480	505	17%	2,987
THE VILLAGES REGIONAL HOSPITAL		2,727	234	8%	2,961
BLAKE MEDICAL CENTER		2,369	563	19%	2,932
FLORIDA HOSPITAL DELAND	2	2,361	499	17%	2,862
REGIONAL MEDICAL CENTER BAYONET POINT	1	2,549	235	8%	2,785
PLANTATION GENERAL HOSPITAL		2,027	751	27%	2,778
FLORIDA HOSPITAL OF CARROLLWOOD		2,340	430	16%	2,770
BAYFRONT MEDICAL CENTER	10	2,014	735	27%	2,759

COVID-19: testing by laboratory

Data through Aug 1, 2020 verified as of Aug 2, 2020 at 09:25 AM

Data in this report are provisional and subject to change.

The numbers in the table below represent the number for whom test results were received by the Department of Health. A person can be tested by more than one laboratory and can have both positive and negative results. **Therefore, the sum of the numbers in each column will be larger than the total number of people tested.**

Reporting lab	Inconclusive	Negative	Positive	Percent positive	Total
NEMOURS CHILDRENS HOSPITAL		2,568	53	2%	2,621
MARTIN HOSPITAL SOUTH LAB		2,504	91	4%	2,595
NORTHSIDE HOSPITAL AND HEART INSTITUTE		2,210	367	14%	2,577
MEDICAL CENTER OF TRINITY CLINICAL LABORATORY		2,147	402	16%	2,549
MORTON PLANT-MEASE		2,298	185	7%	2,483
LAKE CITY MEDICAL CENTER		1,893	579	23%	2,472
OCALA REGIONAL MEDICAL CENTER		2,195	275	11%	2,470
ST JOSEPHS NORTH HOSPITAL LAB		2,168	275	11%	2,443
IMPERIAL POINT MEDICAL CENTER		2,152	236	10%	2,388
BAPTIST MEDICAL CENTER - BEACHES		2,232	153	6%	2,385
LAKESWOOD RANCH MEDICAL CENTER		2,060	230	10%	2,290
GULF COAST MEDICAL CENTER LAB		1,802	467	21%	2,269
CENTRAL FLORIDA REGIONAL HOSPITAL		1,902	326	15%	2,228
DR. P. PHILLIPS HOSPITAL		2,177	47	2%	2,224
QUEST DIAGNOSTICS	3	1,873	282	13%	2,158
ST LUCIE MEDICAL CENTER		1,734	418	19%	2,152
CARDIOTROPIC LABS		1,544	536	26%	2,080
SOUTH FLORIDA BAPTIST HOSPITAL MICRO	1	1,753	324	16%	2,078
WESTCHESTER HOSPITAL	13	1,685	354	17%	2,052
MARTIN MEMORIAL HEALTH SYSTEM LABORATORY		1,880	154	8%	2,034
POINCIANA MEDICAL CENTER		1,443	570	28%	2,013
MEDCOMP SCIENCES LLC	26	1,225	747	37%	1,998
SOUTH LAKE HOSPITAL CLINICAL LAB		1,918	45	2%	1,963
QUEST NEW ENGLAND	4	1,872	76	4%	1,952
INFORM DIAGNOSTICS, INC		1,829	88	5%	1,917
BAPTIST MEDICAL CENTER - NASSAU		1,815	99	5%	1,914
FLORIDA HOSPITAL NORTH PINELLAS	5	1,736	142	8%	1,883
UNIVERSITY HOSPITAL AND MEDICAL CENTER		1,368	509	27%	1,877
PHYSICIANS REGIONAL MEDICAL CENTER - PINE RIDGE RD		1,495	346	19%	1,841
WEST MARION COMMUNITY HOSPITAL LAB		1,608	174	10%	1,782
WEST PALM HOSPITAL LAB		1,496	266	15%	1,762
LEON MEDICAL CENTERS LLC		1,331	418	24%	1,749
MEMORIAL HOSPITAL- MIRAMAR	10	1,562	139	8%	1,711
ST PETERSBURG GENERAL HOSPITAL		1,216	453	27%	1,669
SOUTH SEMINOLE HOSPITAL LABORATORY		1,590	63	4%	1,653
MEMORIAL HOSPITAL MICRO		1,436	189	12%	1,625
UHEALTH CORAL GABLES/LENNAR MED CTR		1,528	79	5%	1,607
QUEST DIAGNOSTICS LENEXA	10	1,445	121	8%	1,576
FULGENT DIAGNOSTICS	57	1,386	131	8%	1,574
MEASE DUNEDIN HOSPITAL	4	1,401	156	10%	1,561
CITRUS MEMORIAL HOSPITAL LABORATORY		1,487	72	5%	1,559
LEE HEALTH COCONUT POINT CLINICAL LAB	1	1,239	300	19%	1,540
QUEST DIAGNOSTICS - ATLANTA	1	1,325	207	14%	1,533
OPTEO LABORATORY		1,503	29	2%	1,532
FLORIDA HOSPITAL FISH MEMORIAL		1,263	262	17%	1,525
BAPTIST NORTH EMERGENCY CENTER		1,072	433	29%	1,505
FORT WALTON BEACH MEDICAL CENTER		1,282	190	13%	1,472

COVID-19: testing by laboratory

Data through Aug 1, 2020 verified as of Aug 2, 2020 at 09:25 AM

Data in this report are provisional and subject to change.

The numbers in the table below represent the number for whom test results were received by the Department of Health. A person can be tested by more than one laboratory and can have both positive and negative results. **Therefore, the sum of the numbers in each column will be larger than the total number of people tested.**

Reporting lab	Inconclusive	Negative	Positive	Percent positive	Total
MEMORIAL HOSPITAL PEMBROKE	3	1,284	180	12%	1,467
OVIEDO MEDICAL CENTER		1,232	235	16%	1,467
HIALEAH HOSPITAL	3	1,059	380	26%	1,442
ALL CHILDREN'S HOSPITAL LAB		1,317	110	8%	1,427
CLEVELAND CLINIC TRADITION HOSPITAL		1,237	167	12%	1,404
DOCTORS HOSPITAL OF SARASOTA CLINICAL LABORATORY		1,198	148	11%	1,346
ST VINCENT'S MEDICAL CENTER - SOUTHSIDE		1,307	26	2%	1,333
PALMS OF PASADENA HOSPITAL		1,122	198	15%	1,320
VISTA CLINICAL		747	532	42%	1,279
CLEVELAND CLINIC MARTIN NORTH HOSPITAL		1,078	168	13%	1,246
RAULERSON HOSPITAL		1,024	207	17%	1,231
LOWER KEYS MEDICAL CENTER		1,109	108	9%	1,217
CLINICORE LABS		1,112	88	7%	1,200
SOUTH BAY HOSPITAL MICRO		972	190	16%	1,162
PUTNAM COMMUNITY MEDICAL CENTER		998	159	14%	1,157
ANNE BATES LEACH EYE HOSPITAL/ ABLEH MICROBIOLOGY LABORATORY		1,109	32	3%	1,141
PHYSICIANS REGIONAL MEDICAL CENTER - COLLIER BLVD	1	849	269	24%	1,119
BARTOW REGIONAL MEDICAL CENTER	1	931	169	15%	1,101
QUEST DIAGNOSTICS - MIRAMAR	6	303	783	72%	1,092
AMERICAN HEALTH ASSOCIATES	5	537	548	50%	1,090
NIGHT LITE PEDIATRICS		796	293	27%	1,089
P4 CLINICAL, LLC	14	898	160	15%	1,072
BIOCERNA LABS	67	735	255	24%	1,057
BMCT Molecular Diagnostics Subsection		844	211	20%	1,055
BETHESDA HOSPITAL WEST		921	113	11%	1,034
TWIN CITIES HOSPITAL		939	85	8%	1,024
ADVENTHEALTH OCALA LABORATORY		831	187	18%	1,018
BOSTON HEART DIAGNOSTICS CORP		913	82	8%	995
LMHS		901	75	8%	976
SYNERGY LABORATORIES	2	892	66	7%	960
VIKOR SCIENTIFIC	2	603	346	36%	951
ORLANDO VA MEDICAL CENTER		853	96	10%	949
HIGHLANDS REGIONAL MEDICAL CENTER		784	132	14%	916
LAKESIDE MEDICAL CENTER		603	304	34%	907
NONA SCIENTIFIC	1	762	122	14%	885
GULF BREEZE HOSPITAL LAB	1	723	114	14%	838
FLORIDA HOSPITAL ORLANDO		745	73	9%	818
SACRED HEART-EMERALD COAST		684	132	16%	816
ST VINCENTS CLAY COUNTY		775	23	3%	798
ACCESSDX	6	400	350	46%	756
ENGLEWOOD COMMUNITY HOSPITAL		690	62	8%	752
PWN HEALTH	4	508	232	31%	744
WALGREEN CO	1	645	95	13%	741
BAPTIST EMERGENCY CENTER OAKLEAF		589	123	17%	712
VISTA CLINICAL DIAGNOSTICS		360	352	49%	712
AVENTUS BIOLABS	1	380	326	46%	707
ACCESS MEDICAL LABORATORIES		244	424	63%	668

COVID-19: testing by laboratory

Data through Aug 1, 2020 verified as of Aug 2, 2020 at 09:25 AM

Data in this report are provisional and subject to change.

The numbers in the table below represent the number for whom test results were received by the Department of Health. A person can be tested by more than one laboratory and can have both positive and negative results. **Therefore, the sum of the numbers in each column will be larger than the total number of people tested.**

Reporting lab	Inconclusive	Negative	Positive	Percent positive	Total
CAPSTONE HEALTHCARE		437	218	33%	655
UNIVERSITY OF MIAMI HOSPITAL & CLINICS	1	568	50	8%	619
MARINERS HOSPITAL		536	79	13%	615
QUEST DIAGNOSTICS WOOD DALE	1	557	57	9%	615
BAPTIST HEALTH EMERGENCY CENTER COUNTRY WALK		497	113	19%	610
BAPTIST EMERGENCY CENTER CLAY		509	75	13%	584
PATHNOSTICS		50	521	91%	571
PATIENTS CHOICE LABORATORIES		178	370	68%	548
NCH HEALTHCARE SYSTEM MICROBIOLOGY LAB		1	536	100%	537
VAMC ORLANDO		296	238	45%	534
ORLANDO HEALTH		11	516	98%	527
LAB24 INC	1		525	100%	526
HEALTHQUEST ESOTERICS		79	446	85%	525
EGLIN AIRFORCE BASE LAB		478	38	7%	516
NONE		245	263	52%	508
EXACT SCIENCES LABORATORIES		463	40	8%	503
ADVANCE MEDICAL OF NAPLES			501	100%	501
UHEALTH DEERFIELD BEACH/UMSYLVESTER DEERFIELD BEACH LABORATORY	2	464	26	5%	492
BARDMOOR LABORATORY	1	425	62	13%	488
LABCORP RTP	1	43	431	91%	475
BIOREFERENCE LABORATORIES		31	437	93%	468
QUEST DIAGNOSTICS - IRVING	9	267	172	38%	448
LEE MEMORIAL HOSPITAL LAB			445	100%	445
QUEST	3	86	352	80%	441
MARTIN MEMORIAL HEALTH SYSTEMS LABORATORY		407	33	8%	440
AVERO DIAGNOSTICS - IRVING		377	63	14%	440
TAMPA COMMUNITY HOSPITAL		287	151	34%	438
PANCARE OF FLORIDA, INC			437	100%	437
NCH NORTHEAST		265	150	36%	415
LUMINUS DIAGNOSTICS		292	122	29%	414
SOUTHEAST ALABAMA MEDICAL CENT		370	35	9%	405
AVECINA MEDICAL OAKLEAF		158	226	59%	384
QUEST DIAGNOSTICS NICHOLS INSTITUTE	5	351	16	4%	372
Assurance Scientific Laboratories		275	92	25%	367
DESOTO MEMORIAL HOSPITAL CLINICAL LABORATORY	3	270	89	25%	362
INFORM DIAGNOSTICS		349	2	1%	351
NEW YORK STATE ELR - NORTH SHORE LONG ISLAND JEWISH HEALTH		322	23	7%	345
JACKSON HOSPITAL LAB		310	28	8%	338
MEMORIAL PEMBROKE 24/7 CARE CENTER		247	89	26%	336
CLARITY LABS		284	49	15%	333
MARTIN MEMORIAL LABORATORY AT ST LUCIE WEST		275	46	14%	321
DAVITA LABS		290	26	8%	316
PHYSICIANS STAT LAB		134	180	57%	314
DYNIX DIAGNOSTICS		187	127	40%	314
PATIENTS FIRST - MAHAN DRIVE		161	152	49%	313
APPLIED INGENUITY DIAGNOSTICS		281	28	9%	309
MINUTECLINIC LLC #3703		270	36	12%	306

COVID-19: testing by laboratory

Data through Aug 1, 2020 verified as of Aug 2, 2020 at 09:25 AM

Data in this report are provisional and subject to change.

The numbers in the table below represent the number for whom test results were received by the Department of Health. A person can be tested by more than one laboratory and can have both positive and negative results. **Therefore, the sum of the numbers in each column will be larger than the total number of people tested.**

Reporting lab	Inconclusive	Negative	Positive	Percent positive	Total
NEW YORK STATE ELR - LENCO MEDICAL LABORATORY		293	13	4%	306
NEW YORK STATE ELR - NYU HOSPITALS CENTER CLINICAL LABORATORIES		292	11	4%	303
PATIENTS FIRST LAKE ELLA MEDICAL CENTER PA		201	99	33%	300
LABCORP		46	250	84%	296
PATIENT'S FIRST		3	292	99%	295
BIO COLLECTIONS INC	1	151	139	48%	291
JACKSON HOSPITAL CLINICAL LABORATORY		232	58	20%	290
UAB HIGHLANDS LABORATORY		282	2	1%	284
ECCOLAB GROUP	1	75	208	73%	284
NEW YORK STATE ELR - DEPARTMENT OF CLINICAL LABS		277	4	1%	281
LAB CORP	1	106	159	60%	266
HOLY CROSS HOSPITAL LABORATORY			256	100%	256
NORTH FLORIDA PEDIATRICS-TALLAHASSEE		226	20	8%	246
JAY HOSPITAL CLINICAL LABORATORY		187	53	22%	240
GENESIS REFERENCE LABORATORIES		1	234	100%	235
MAKO GENOMICS		218	12	5%	230
FLO-MEDILAB SERVICES		80	146	65%	226
EXPRESS GENE MOLECULAR DIAGNOSTIC LABORATORY		2	223	99%	225
THERADOC		150	75	33%	225
NCF DIAGNOSTICS & DNA TECHNOLOGIES	10	14	194	89%	218
AVECINA MEDICAL SOUTHSIDE		134	84	39%	218
MEDSCAN LABORATORY INC		136	76	36%	212
FLORIDA LABORATORY ANALYSIS		52	158	75%	210
BIOCERNA LLC	8	153	48	23%	209
CORE DIAGNOSTIC LABORATORIES LLC		174	35	17%	209
BAPTIST MD ANDERSON CANCER CENTER		205			205
VAMC WEST PALM LAB		5	196	98%	201
ADVENTHEALTH LAB			194	100%	194
HENDRY REGIONAL MEDICAL CENTER		2	189	99%	191
LABCORP TAMPA	1	17	173	91%	191
TENNESSEE DOH - NASHVILLE	2	171	17	9%	190
MILLENNIUM PATHOLOGY			189	100%	189
ST CLOUD REGIONAL MEDICAL CENTER		126	60	32%	186
MEDARBOR DIAGNOSTICS		1	183	99%	184
CURATIVE LABS		6	175	97%	181
UNKNOWN		13	164	93%	177
SUNRISE MEDICAL LABORATORIES		127	48	27%	175
AVECINA MEDICAL JULINGTON		86	87	50%	173
FLAGLER HOSPITAL	4	17	151	88%	172
HOLMES REGIONAL MEDICAL CENTER		3	167	98%	170
NEW YORK STATE ELR - NEW YORK PRESBYTERIAN HOSPITAL CUMC CLINICAL		156	13	8%	169
NITE LITE PEDIATRICS		101	65	39%	166
GENESIS MEDICAL LABORATORY MIAMI FL.		78	86	52%	164
PATHGROUP LABS LLC		90	74	45%	164
ORLANDO VETERANS AFFAIRS MEDICAL CENTER		32	127	80%	159
NCH HEALTHCARE BONITA		103	53	34%	156
ORLANDO VAMC		79	77	49%	156

COVID-19: testing by laboratory

Data through Aug 1, 2020 verified as of Aug 2, 2020 at 09:25 AM

Data in this report are provisional and subject to change.

The numbers in the table below represent the number for whom test results were received by the Department of Health. A person can be tested by more than one laboratory and can have both positive and negative results. **Therefore, the sum of the numbers in each column will be larger than the total number of people tested.**

Reporting lab	Inconclusive	Negative	Positive	Percent positive	Total
BAY PINES VAMC CLINICAL LABORATORY		3	151	98%	154
SMA SPECIALITY MEDICAL LAB		53	99	65%	152
SANFORD REFERENCE LAB		149	1	1%	150
AKESOGEN		137	11	7%	148
NEW YORK STATE ELR - MOUNT SINAI LABORATORY		139	8	5%	147
JAMES A. HALEY VETERANS MICRO LAB			147	100%	147
NEW YORK STATE ELR - NEW YORK HOSPITAL LABORATORIES	1	136	6	4%	143
LABTECH DIAGNOSTIC		83	59	42%	142
ASCEND CLINICAL		138	4	3%	142
FLORIDA HOSPITAL WAUCHULA		72	68	49%	140
VETERANS AFFAIRS MEDICAL CENTER LAB		1	139	99%	140
BUREAU OF CLINICAL LABORATORIES		116	22	16%	138
NEO GENOMICS - FORT MYERS	1	131	4	3%	136
QUALITOX LABORATORIES		96	38	28%	134
UAB UNIVERSITY OF ALABAMA HOSPITAL LAB		129	5	4%	134
GESSLER CLINIC			132	100%	132
MEMPHIS PATHOLOGY LABORATORY	1	124	5	4%	130
BMHSI-AEL MICROBIOLOGY LABORATORY	2	102	24	19%	128
C.W. BILL YOUNG VA MEDICAL CENTER		4	122	97%	126
MOLECULAR INFECTIOUS DISEASES		123	3	2%	126
WUESTHOFF REF LABORATORY			122	100%	122
PREMIER MEDICAL LABORATORY SERVICES			122	100%	122
MAVERICK LABS		48	74	61%	122
LEHIGH REGIONAL MEDICAL CENTER LAB		105	15	13%	120
MILLENNIUM PATHOLOGY/MICROBIOLOGY LABORATORY			120	100%	120
ACUTIS DIAGNOSTICS	1	95	23	19%	119
UNITED CLINICAL LABORATORY LLC		2	117	98%	119
ADVENT HEALTH DAYTONA		1	114	99%	115
PALM BEACH COUNTY HEALTH DEPT LAB		112	2	2%	114
ASAP LAB LLC		90	23	20%	113
ASSOCIATED PATHOLOGISTS, LLC		81	32	28%	113
NEW YORK STATE ELR - ENZO CLINICAL LABS INC		112	1	1%	113
ALLIED HEALTH FORT PIERCE		112			112
VAMC BAY PINES		1	110	99%	111
INTEGRATED REGIONAL LABORATORIES		99	11	10%	110
LEON MEDICAL CENTER		7	102	94%	109
MILLENNIUM LAB SERVICES			106	100%	106
PHAROS HEALTH		33	73	69%	106
MEDICAL DIAGNOSTICS LABORATORIES,INC		17	89	84%	106
SANTA ROSA MEDICAL CENTER		1	103	99%	104
FLORIDA WOMAN CARE LABORATORY LLC		88	16	15%	104
CENTRA CARE		1	103	99%	104
HOLIDAY CVS LLC DBA CVS PHARMACY #5154		97	5	5%	102
TEMPUS CLINICAL LABORATORY		86	13	13%	99
FLORIDA HOSPITAL HEARTLAND MED CTR LAKE PLACID		70	29	29%	99
ROSEN MEDICAL CENTER		88	10	10%	98
SPARROW HEALTHCARE		1	96	99%	97

COVID-19: testing by laboratory

Data through Aug 1, 2020 verified as of Aug 2, 2020 at 09:25 AM

Data in this report are provisional and subject to change.

The numbers in the table below represent the number for whom test results were received by the Department of Health. A person can be tested by more than one laboratory and can have both positive and negative results. **Therefore, the sum of the numbers in each column will be larger than the total number of people tested.**

Reporting lab	Inconclusive	Negative	Positive	Percent positive	Total
STEWART REFERENCE LABORATORY			97	100%	97
CURATIVE LABS INC		12	84	88%	96
UR MEDICINE LABS- CENTRAL LABORATORY		94	2	2%	96
ST JUDE CHILDREN'S RESEARCH HOSPITAL		84	11	12%	95
IRL MARKET LAB		60	34	36%	94
DIAGNOSTIC SOLUTIONS		3	90	97%	93
USAFSAM/PHE		23	69	75%	92
MICROGEN DX		1	91	99%	92
BAPTIST HEALTH SOUTH FLORIDA		4	86	96%	90
GENETWORKX		15	72	83%	87
CENTRACARE		1	85	99%	86
MARTIN MEMORIAL MEDICAL CENTER LAB		12	71	86%	83
AMELIA URGENT CARE		4	77	95%	81
LABCORP BURLINGTON (LPP)		23	58	72%	81
AMERICAN PATHOLOGY PARTNERS		79	1	1%	80
ARCPOINT LABS - FORT MYERS		39	37	49%	76
SACRED HEART HOSPITAL ON THE GULF		34	38	53%	72
MAYO CLINIC LABS - ROCHESTER MAIN CAMPUS		71	1	1%	72
FLORIDA COMMUNITY HEALTH CENTERS INC			72	100%	72
ADVENTHEALTH CENTRA CARE OVIEDO		21	50	70%	71
GARCIA CLINICAL LABORATORY		1	69	99%	70
VAMC LAKE CITY		51	19	27%	70
AVERO DIAGNOSTICS		51	19	27%	70
TALLAHASSEE PRIMARY CARE ASSOCIATES		63	6	9%	69
Highlands Regional Hospital		63	6	9%	69
HEALTH FIRST-HOLMES REGIONAL			68	100%	68
FAST TRACK URGENT CARE CENTER			68	100%	68
PACIFIC ANALYTICS			67	100%	67
AEL- MEMPHIS		17	50	75%	67
QPS, LLC		66	1	1%	67
REAL DIAGNOSTIC	1	40	26	39%	67
CENTRAL FLORIDA HEALTH CARE		46	21	31%	67
ARCPOINT LABS OF WEST PALM BEACH			63	100%	63
ORLANDO VA PALMS		2	60	97%	62
PRIVA PATH LABS			62	100%	62
DAVITA LABORATORY SERVICES		48	14	23%	62
HOLY CROSS HOSPITAL		1	61	98%	62
FINLAY CLINICAL LABORATORY		24	34	59%	58
HOSPITAL FOR SPECIAL SURGERY		57	1	2%	58
GENE BY GENE			56	100%	56
BAYFRONT HEALTH BROOKSVILLE			56	100%	56
NAVY HOSPITAL			55	100%	55
BROWARD HEALTH MEDICAL CENTER		1	53	98%	54
TOM LEE COMMUNITY HEALTH CENTER		3	50	94%	53
VAMC GAINESVILLE		2	51	96%	53
NEW YORK STATE ELR - WADSWORTH HEALTH CENTER		50	3	6%	53
BAYCARE HEALTH SYSTEM		1	51	98%	52

COVID-19: testing by laboratory

Data through Aug 1, 2020 verified as of Aug 2, 2020 at 09:25 AM

Data in this report are provisional and subject to change.

The numbers in the table below represent the number for whom test results were received by the Department of Health. A person can be tested by more than one laboratory and can have both positive and negative results. **Therefore, the sum of the numbers in each column will be larger than the total number of people tested.**

Reporting lab	Inconclusive	Negative	Positive	Percent positive	Total
SARASOTA CO. HEALTH DEPT # 58		40	11	22%	51
MID-FLORIDA PATHOLOGY		30	21	41%	51
MORTON PLANT HOSPITAL/LAB		1	50	98%	51
MILLENIUM PHYSICIANS GROUP			49	100%	49
P4 DIAGNOSTIX LABORATORY NETWORK		1	48	98%	49
INTEGRITY LABORATORIES			49	100%	49
BAYCARE LAB		1	47	98%	48
CLINICAL REFERENCE LABORATORY		44	4	8%	48
ARTHREX MEDICAL CENTER		28	20	42%	48
HURLBURT FIELD CLINIC		23	24	51%	47
VHA PUBLIC HEALTH REFERENCE LABORATORY- PALO ALTO		27	19	41%	46
H LEE MOFFITT CANCER CENTER MICRO		46			46
NEW YORK STATE ELR - EMPIRECITY LABORATORIES		39	7	15%	46
DYNAMIC MEDICAL USA			45	100%	45
REFUAH HEALTH CENTER LABORATORY		45			45
BIOREFERENCE LABORATORY		1	44	98%	45
MORTON PLANT HOSPITAL			44	100%	44
SOLARIS DIAGNOSTICS		2	42	95%	44
QUEST TAMPA (NEW YORK ELR)		34	9	21%	43
SMA MEDICAL LABORATORY		8	35	81%	43
QUEST DIAGNOSTICS-N ST PETERSBURG-5TH			42	100%	42
USA HEALTH UNIVERSITY HOSPITAL CLINICAL LABORATORY		41	1	2%	42
FLORIDA CLINICAL LABORATORY-BIOREFERENCE LABORATORIES		2	39	95%	41
EAST MANATEE FAMILY	1		39	98%	40
PROVIDENCE HOSPITAL LABORATORY		39	1	3%	40
AMELIA EXPRESS CARE		2	38	95%	40
DEPARTMENT OF VETERANS AFFAIRS JAMES A. HALEY VETERANS HOSPITAL			40	100%	40
FISHERMENS HOSPITAL CLINICAL LAB		37	2	5%	39
EGLIN REGIONAL MEDICAL CENTER		4	35	90%	39
325TH MEDICAL GROUP			39	100%	39
FLORIDA HOSPITAL NEW SMYRNA		4	35	90%	39
ADVENT HEALTH CENTRA CARE LONGWOOD			38	100%	38
RCA LABORATORY SERVICES, LLC		8	30	79%	38
ALL CHILDREN'S HOSPITAL/LAB			38	100%	38
AMERICAN RESEARCH LABS		1	37	97%	38
NEW YORK STATE ELR - KALEIDA HEALTH CENTER FOR LABORATORY		33	4	11%	37
ADVENT HEALTH CENTRA CARE: WATERFORD LAKES		3	34	92%	37
BAYFRONT HEALTH ER PINELLAS PARK		17	19	53%	36
IRL		4	31	89%	35
ST. CLOUD MEDICAL GROUP		35			35
FULGENT GENETICS	1	18	16	46%	35
NEW PLANT CITY FAMILY CARE		12	23	66%	35
CAREMOUNT MEDICAL - PATHOLOGY		34			34
LAB CORP RTP	1	2	31	91%	34
VA MEDICAL CENTER		7	26	79%	33
NEW YORK STATE ELR - MONTEFIORE MEDICAL CENTER LABORATORIES - MOSES		26	7	21%	33
ALLSOUTH URGENT CARE			33	100%	33

COVID-19: testing by laboratory

Data through Aug 1, 2020 verified as of Aug 2, 2020 at 09:25 AM

Data in this report are provisional and subject to change.

The numbers in the table below represent the number for whom test results were received by the Department of Health. A person can be tested by more than one laboratory and can have both positive and negative results. **Therefore, the sum of the numbers in each column will be larger than the total number of people tested.**

Reporting lab	Inconclusive	Negative	Positive	Percent positive	Total
SEBASTIAN RIVER MEDICAL CENTER		10	23	70%	33
AVELLINO LAB USA, INC		31	2	6%	33
DESOTO MEMORIAL HOSPITAL LAB			33	100%	33
GENPATH			33	100%	33
LAB CORP TAMPA			33	100%	33
NAVAL HOSPITAL - JACKSONVILLE		1	31	97%	32
GULF COAST MOLECULAR LABORATORIES		13	19	59%	32
MACDILL AFB HOSPITAL		26	6	19%	32
QUEST DIAGNOSTICS-VERO BEACH-37TH ST		31			31
LABCORP BIRMINGHAM		4	27	87%	31
EUROFINS NTD, LLC		28	3	10%	31
BioReference Laboratories, Inc		21	10	32%	31
MEDICAL DIAGNOSTIC LAB		1	30	97%	31
UNKNOWN - BAD FACILITY CODE		2	29	94%	31
FAWCETT MEMORIAL HOSPITAL-LAB		1	29	97%	30
EXPERTUS LABORATORIES INC		9	21	70%	30
NIGHT LITE PEDIATRICS URGENT CARE		3	26	90%	29
MOBILE INFIRMARY MED CENTER PATH LAB		27	2	7%	29
HUNTSVILLE HOSPITAL LABORATORY		22	7	24%	29
CLINICAL RESEARCH SEQUENCING PLATFORM			29	100%	29
HEALTH FIRST-PALM BAY			29	100%	29
P4CLINICAL	3	2	24	83%	29
NEW YORK STATE ELR - WHITE PLAINS HOSPITAL CENTER LAB		28			28
QUEST DIAGNOSTIC INC	1	3	24	86%	28
SOUTH LAKE HOSPITAL		1	27	96%	28
ST VINCENT'S BIRMINGHAM LABORATORY		28			28
LABFIRST - DEPARTMENT OF PATHOLOGY		26	1	4%	27
TRADITION MEDICAL CENTER LABORATORY		7	20	74%	27
SCIONLAB SERVICES LLC		23	4	15%	27
FINLAY CLINICAL LABORATORY INC		26	1	4%	27
TAMPA GENERAL HOSPITAL CLINICAL LAB			27	100%	27
LABORATORY CORP OF AMERICA	1	7	19	70%	27
SUNCOAST LABS			26	100%	26
CAPITAL REGIONAL MEDICAL CENTER		1	25	96%	26
ST JOSEPHS CHILDRENS OUTREACH			26	100%	26
HEALTHLINK DIAGNOSTIC LABORATORIES		1	25	96%	26
INTERLAB		1	25	96%	26
SANFORD LABORATORIES		24	2	8%	26
ACCU REFERENCE MEDICAL LAB			26	100%	26
CDC		17	9	35%	26
SHORELINE PHYSICIAN GROUP			26	100%	26
Quest Diag Unspecfd		4	21	84%	25
MACDILL AIRFORCE BASE MICRO		22	3	12%	25
QUEST DIAGNOSTICS NICHOLS INSTITUTE- LPP		3	22	88%	25
QDX PATHOLOGY SERVICES		14	10	42%	24
UNITED CLINICAL LABS			24	100%	24
ST. JOSEPH HOSPITAL LAB			24	100%	24

COVID-19: testing by laboratory

Data through Aug 1, 2020 verified as of Aug 2, 2020 at 09:25 AM

Data in this report are provisional and subject to change.

The numbers in the table below represent the number for whom test results were received by the Department of Health. A person can be tested by more than one laboratory and can have both positive and negative results. **Therefore, the sum of the numbers in each column will be larger than the total number of people tested.**

Reporting lab	Inconclusive	Negative	Positive	Percent positive	Total
GENESIS LABORATORY MANAGEMENT			24	100%	24
NEW YORK STATE ELR - STONY BROOK UNIVERSITY MEDICAL CENTER		21	3	13%	24
MY CLINICAL LAB			24	100%	24
GRAVITY DIAGNOSTICS		14	10	42%	24
ORLANDO REGIONAL MEDICAL CENTER		1	23	96%	24
EMERGENCY PHYSICIANS MEDICAL CENTER			24	100%	24
MIAMI VAMC			23	100%	23
CAPE CANAVERAL HOSPITAL			23	100%	23
LABORATORY DYNAMICS		20	3	13%	23
CHILDREN'S HOSPITAL OF ALABAMA		23			23
ST. ANTHONY'S HOSPITAL			23	100%	23
NXGEN MDX		18	5	22%	23
DOCTOR'S MEMORIAL HOSPITAL		2	21	91%	23
JACKSON MEMORIAL HOSPITAL		1	22	96%	23
BAYFRONT		21	2	9%	23
LAB PLUS, LLC AT SAINT THOMAS WEST HOSPITAL		14	8	36%	22
SMA SPECIALTY MEDICAL LAB			22	100%	22
QUEST DIAGNOSTICS INC.			22	100%	22
AURORA DIAGNOSTICS BERNHARDT LABORATORIES PATHOLOGY SERVICE		22			22
NEW YORK STATE ELR - QUEST DIAGNOSTICS NICHOLS		20	2	9%	22
NEW YORK STATE ELR - CATHOLIC HEALTH SYSTEM DEPT LABORATORY		22			22
PENNSYLVANIA DEPT OF HEALTH		19	3	14%	22
NEW YORK STATE ELR - NEWYORK-PRESBYTERIAN/QUEENS DIAGNOSTIC		21	1	5%	22
US BIOTEK LABORATORIES			22	100%	22
LABORATORY SPECIALISTS OF MICHIGAN			21	100%	21
LAB			21	100%	21
ASSOCIATED CLINICAL LABORATORIES		20	1	5%	21
PATRICK AIR FORCE BASE		1	20	95%	21
POPLAR HEALTHCARE PLLC	1	10	10	48%	21
MED ARBOR			21	100%	21
ST. CLOUD HOSPITAL		20			20
ST. MARY'S MEDICAL CENTER LAB			20	100%	20
KENDALL REGIONAL MEDICAL CENTER LAB			20	100%	20
MIAMI BEACH COMMUNITY HEALTH CENTER			20	100%	20
CITRUS MEMORIAL HEALTH SYSTEM LAB		1	19	95%	20
BROWARD HEALTH CORAL SPRINGS EPIDEMIOLOGY DEPT			20	100%	20
ASSOCIATED PATHOLOGISTS		16	4	20%	20
UNIVERSITY HEALTH SYSTEM INC		17	2	11%	19
INTEGRATED REGIONAL LABORATORIES - LARGO			19	100%	19
MED HEALTH SERVICES		18	1	5%	19
ADVENT HEALTH FISH MEMORIAL		2	17	89%	19
NEW YORK STATE ELR - UNIVERSITY HOSPITAL, STONY BROOK SOUTHAMPTON		19			19
FLORIDA MEDICAL CLINIC		1	18	95%	19
CAYUGA MEDICAL CENTER AT ITHACA		17	2	11%	19
VA		15	4	21%	19
RDX BIOSCIENCE,			19	100%	19
PALO ALTO VA MEDICAL CENTER		1	17	94%	18

COVID-19: testing by laboratory

Data through Aug 1, 2020 verified as of Aug 2, 2020 at 09:25 AM

Data in this report are provisional and subject to change.

The numbers in the table below represent the number for whom test results were received by the Department of Health. A person can be tested by more than one laboratory and can have both positive and negative results. **Therefore, the sum of the numbers in each column will be larger than the total number of people tested.**

Reporting lab	Inconclusive	Negative	Positive	Percent positive	Total
FIRST CHOICE URGENT CARE			18	100%	18
PATHGROUP LABS			18	100%	18
CORE DIAGNOSTIC LABORATORIES			18	100%	18
PALM BAY HOSPITAL		1	17	94%	18
INTERCOASTAL MEDICAL GROUP			18	100%	18
STONE WASH CLINICAL LABORATORIES		2	16	89%	18
WATSON CLINIC LLP SOUTH			17	100%	17
SMA LAB		4	13	76%	17
JEFFERY WEINZWEIG			17	100%	17
VIERA HOSPITAL			17	100%	17
MIAMI VA HEALTHCARE SYSTEM			17	100%	17
ARCPPOINT LABS OF TAMPA		1	16	94%	17
PARRISH MEDICAL CENTER		1	16	94%	17
CLEVELAND CLINIC FOUNDATION		9	8	47%	17
ARUP		4	13	76%	17
DOCTORS MEMORIAL HOSPITAL		8	8	50%	16
PRIDE DIAGNOSTICS		14	2	13%	16
MADISON CORE LABORATORIES		15	1	6%	16
GRAVITY DIAGNOSTICS, LLC		7	9	56%	16
LECONTE MEDICAL CENTER LAB		13	3	19%	16
NEW YORK STATE ELR - WESTCHESTER MEDICAL CENTER		16			16
TGH		1	15	94%	16
NEW YORK STATE ELR - BROOKDALE UNIVERSITY HOSPITAL		16			16
QUEST DIAGNOSTICS NICHOLS INSTITUTE - SJC (LPP)		10	5	33%	15
IPSUM DIAGNOSTICS			15	100%	15
GENESIS DIAGNOSTICS			15	100%	15
PHYSICIANS REGIONAL HEALTHCARE SYSTEM			15	100%	15
LABCORP INC		2	13	87%	15
DIATHERIX		13	2	13%	15
QUESTDIAGNOSTICS INCORPORATED		1	14	93%	15
CENTRA CARE CONWAY			15	100%	15
MOLECULAR TESTING LABS			15	100%	15
FLORIDA DEPARTMENT OF HEALTH		10	5	33%	15
NEW YORK STATE ELR - WILSON MEMORIAL REGIONAL MEDICAL CENTER		14	1	7%	15
SEVEN RIVERS REGIONAL MEDICAL CENTER		4	11	73%	15
QUEST DIAGNOSTICS INCORPORATED			15	100%	15
OUT OF STATE		14			14
BIO REFERENCE LABORATORIES		3	11	79%	14
DIAGNOSTIC LABORATORY OF OKLAHOMA		14			14
GOLDEN GATE FAMILY CLINIC			14	100%	14
NORTH FLORIDA/SOUTH GEORGA VETERANS HEALTH SYSTEM			14	100%	14
HEALTH CENTRAL HOSPITAL			14	100%	14
SUNTREE INTERNAL MEDICINE		14			14
PARK WEST MEDICAL CENTER		13	1	7%	14
NORTH SHORE UNIVERSITY HOSPITAL LABORATORY		13	1	7%	14
TIDE LABORATORIES		4	10	71%	14
MILLENNIUM PHYSICIAN GROUP LCC			14	100%	14

COVID-19: testing by laboratory

Data through Aug 1, 2020 verified as of Aug 2, 2020 at 09:25 AM

Data in this report are provisional and subject to change.

The numbers in the table below represent the number for whom test results were received by the Department of Health. A person can be tested by more than one laboratory and can have both positive and negative results. **Therefore, the sum of the numbers in each column will be larger than the total number of people tested.**

Reporting lab	Inconclusive	Negative	Positive	Percent positive	Total
NEW YORK STATE ELR - ROCHESTER GENERAL HOSPITAL LABORATORY		13	1	7%	14
NEW YORK STATE ELR - QUEST DIAGNOSTICS INCORPORATED		11	3	21%	14
NEW YORK STATE ELR - LENOX HILL HOSPITAL		12	1	8%	13
ST. JOSEPHS HOSPITAL			13	100%	13
SOUTHEAST FAMILY HEALTHCARE CENTER			13	100%	13
VAMC			13	100%	13
VENICE REGIONAL MEDICAL LAB SERVICES			13	100%	13
JACKSON HEALTH SYSTEM			13	100%	13
MEDCOMP SCIENCES			13	100%	13
ST FRANCIS HOSPITAL		10	3	23%	13
BAPTIST SOUTH MEDICAL CENTER		2	11	85%	13
WUESTHOFF MEDICAL CENTER-MELBOURNE			13	100%	13
NORTH OKALOOSA MEDICAL CENTER			13	100%	13
XERA MED RESEARCH			13	100%	13
CBS LABORATORY		1	11	92%	12
SELECT LABORATORIES MARION COUNTY, LLC.			12	100%	12
TEN HEALTHCARE		2	10	83%	12
CLARITY LAB SOLUTIONS		3	9	75%	12
WHITE WILSON MEDICAL CENTER CLINIC			12	100%	12
DOH		1	11	92%	12
FLORIDA DEPT OF HEALTH		4	8	67%	12
BIO-REFERENCE LABORATORIES			12	100%	12
BAY MEDICAL CENTER SACRED HEART HEALTH SYSTEM			12	100%	12
TOTAL RENAL LABORATORIES INC		7	5	42%	12
DEPARTMENT OF VETERANS AFFAIRS MEDICAL CENTER			12	100%	12
REDITUS LABORATORIES			12	100%	12
PROTEUS MOLECULAR AND CLINICAL LAB		8	4	33%	12
NEW YORK STATE ELR - BRONX LEBANON HOSPITAL-MEDICAL CENTER		11	1	8%	12
ADVANCED URGENT CARE		10	2	17%	12
BROWARD DIALYSIS			12	100%	12
UVMC MICROBIOLOGY		12			12
LABCORP OF AMERICA		2	10	83%	12
INDIAN RIVER MEDICAL CENTER		11			11
HEALTH FIRST-VIERA HOSPITAL			11	100%	11
ADVENT HEALTH -TAMPA		4	7	64%	11
FLORIDA COMMUNITY HEALTH CENTER OF ST. LUCIE			11	100%	11
ESCAMBIA COMMUNITY CLINIC			11	100%	11
MOFFITT CANCER CENTER		9	2	18%	11
SUNQUEST		2	9	82%	11
DELRAY MEDICAL CENTER LAB			11	100%	11
NIGHT LITE PEDIATRICS WINTER GARDEN		7	4	36%	11
POARCH BANC CREEK INDIANS TRIBAL HEALTH DEPARTMENT			11	100%	11
AMERICAN ESOTERIC LABORATORIES			11	100%	11
LAB INTERMARKET FACILITY LAB			11	100%	11
BAPTIST CLAY			11	100%	11
LABCORP - CLEARWATER		3	8	73%	11
NEW YORK STATE ELR - CATHOLIC HEALTH SERVICES REGIONAL LABORATORY		8	2	20%	10

COVID-19: testing by laboratory

Data through Aug 1, 2020 verified as of Aug 2, 2020 at 09:25 AM

Data in this report are provisional and subject to change.

The numbers in the table below represent the number for whom test results were received by the Department of Health. A person can be tested by more than one laboratory and can have both positive and negative results. **Therefore, the sum of the numbers in each column will be larger than the total number of people tested.**

Reporting lab	Inconclusive	Negative	Positive	Percent positive	Total
BLOCK, NATION, CHASE, AND SMOLEN FAMILY MEDICINE		4	6	60%	10
NEW JERSEY DEPARTMENT OF HEALTH COMMUNICABLE DISEASE SERVICE		3	7	70%	10
UPMC CHAUTAUQUA AT WCA LABORATORY		10			10
VENICE REGIONAL MEDICAL CENTER			10	100%	10
QUEST INFECTIOUS DISEASE	1	5	4	40%	10
MEDICAL LABORATORY DIAGNOSTICS			10	100%	10
LABCORP - MIAMI		4	6	60%	10
BAYCARE OUTREACH LABORATORY SERVICES		1	9	90%	10
HEALTH FIRST CAPE CANAVERAL HOSPITAL			10	100%	10
SELECT REFERENCE LABORATORIES, LLC			10	100%	10
LAKE BALDWIN CBOC		9	1	10%	10
BROWARD HEALTH CARE			10	100%	10
PARKWEST MEDICAL CENTER		9	1	10%	10
BAYA URGENT CARE			10	100%	10
PRECISION HEALTH SOLUTIONS LAB			10	100%	10
NEXT MOLECULAR ANALYTICS			9	100%	9
BAYFRONT HEALTH SPRING HILL			9	100%	9
WESTPAC LABS			9	100%	9
MICHIGAN DEPARTMENT OF HEALTH AND HUMAN SERVICES			9	100%	9
CORE LABORATORY		1	8	89%	9
BAY CARE OCCUPATIONAL CLINIC			9	100%	9
PERSONALIZED GENETIC TESTING			9	100%	9
NEW YORK STATE ELR - GOOD SAMARITAN HOSPITAL LABORATORY		9			9
FLORIDA HOSPITAL LABS			9	100%	9
MINUTE CLINIC INCORPORATE		8	1	11%	9
LEON CHD		9			9
NEW YORK STATE ELR - SARATOGA HOSPITAL LABORATORY		9			9
FAST TRACK URGENT CARE CENTER - CARROLLWOOD			9	100%	9
HUNTINGTON HOSPITAL LABORATORY		8	1	11%	9
INTEGRITY LABORATORIES, LLC		5	4	44%	9
JACKSON NORTH MEDICAL CENTER		1	8	89%	9
EAST ALABAMA MEDICAL CENTER LABORATORY		6	3	33%	9
GENEUS DIAGNOSTICS			8	100%	8
ST JOSEPHS HOSPITAL			8	100%	8
UMHC/SYLVESTER AT KENDALL		1	7	88%	8
NEW YORK STATE ELR - JAMES J PETERS VA MEDICAL CENTER		6	2	25%	8
STATE LAB		1	7	88%	8
DOCTOR'S IN HOUSE LAB			8	100%	8
WUESTHOFF MEMORIAL HOSPITAL			8	100%	8
SPORTS DRUG TESTING LABORATORY			8	100%	8
ST JOSEPH'S HEALTHLINE		1	7	88%	8
Diatherix Laboratories, LLC		2	6	75%	8
BOND CLINIC			8	100%	8
NEW YORK STATE ELR - ERIE COUNTY MEDICAL CTR CLINICAL LABS		8			8
NEW YORK STATE ELR - NORTH CENTRAL BRONX HOSP		7	1	13%	8
ST MARY'S MEDICAL CENTER		1	7	88%	8
ADVENTHEALTH PALM COAST			8	100%	8

COVID-19: testing by laboratory

Data through Aug 1, 2020 verified as of Aug 2, 2020 at 09:25 AM

Data in this report are provisional and subject to change.

The numbers in the table below represent the number for whom test results were received by the Department of Health. A person can be tested by more than one laboratory and can have both positive and negative results. **Therefore, the sum of the numbers in each column will be larger than the total number of people tested.**

Reporting lab	Inconclusive	Negative	Positive	Percent positive	Total
AMERICAN HEALTH ASSOCIATES OF TAMPA			8	100%	8
CENTRA CARE - SAND LAKE			8	100%	8
NORTH FLORIDA PEDIATRICS-LAKE CITY			8	100%	8
DEVANSH LAB WERKS INC		6	2	25%	8
ADVENT HEALTH SEBRING			8	100%	8
NORTH CAROLINA DEPARTMENT OF HEALTH & HUMAN SERVICES			8	100%	8
THE COMMONWEALTH OF MASSACHUSETTS			8	100%	8
CONSOLIDATED LAB SERVICES		8			8
TYNDALL AFB			8	100%	8
TRUGENX			8	100%	8
PRATTVILLE BAPTIST HOSPITAL		7	1	13%	8
NEW YORK STATE ELR - LOURDES HOSPITAL INC		8			8
MAYO CLINIC DEPT OF LAB MED PATHOLOGY			8	100%	8
ST VINCENTS MEDICAL CENTER RIVERSIDE NURSING			8	100%	8
WATSON CLINIC LLP MAIN			7	100%	7
NORTHWELL HEALTH PLAINVIEW HOSPITAL LABORATORY		5	2	29%	7
LAKE CITY VETERANS HOSPITAL			7	100%	7
BIOFIRE			7	100%	7
LONGLEAF DIAGNOSTIC LABORATORIES		2	5	71%	7
UNIVERSITY HOSPITAL - STONY BROOK EASTERN		7			7
PROMEDICA LABORATORIES		7			7
WOLFSON CHILDREN'S HOSPITAL			7	100%	7
ST CATHERINE OF SIENA HOSPITAL		7			7
NO NAME		5	2	29%	7
DYNAMIC DNA LAB			7	100%	7
ORMOND BEACH CENTRA CARE			7	100%	7
X-GENE MOLECULAR LABS		1	6	86%	7
NORTH BAY HOSPITAL			7	100%	7
NEW YORK STATE ELR - ST PETER'S BENDER LABORATORY		7			7
BAY PINES VA		1	6	86%	7
MAGNOLIA DIAGNOSTIC			7	100%	7
NEW YORK STATE ELR - VASSAR BROTHERS MEDICAL CENTER LABORATORY		7			7
BAYFRONT HEALTH PORT CHARLOTTE			7	100%	7
BAYONET POINT MEDICAL CENTER			7	100%	7
SOUTHEAST ALABAMA MEDICAL CENTER			7	100%	7
HIGHLANDS MEDICAL CENTER		7			7
HEALTHMARK REGIONAL HOSPITAL LAB		3	4	57%	7
FLORIDA DEPARTMENT OF HEALTH IN LAKE COUNTY		3	4	57%	7
CLEVELAND CLINIC			7	100%	7
ROCKLEDGE			7	100%	7
CLINICAL PATHOLOGY LABORATORIES, INC.			7	100%	7
SYLVESTER AT PLANTATION LABORATORY		6	1	14%	7
BAYCARE LABORATORIES			7	100%	7
ADVENTHEALTH CENTRA CARE SANFORD		1	6	86%	7
FLORIDA DEPARTMENT OF HEALTH IN HILLSBOROUGH COUNTY			7	100%	7
BOCA BIOLISTICS REFERENCE LABORATORY			7	100%	7
LABCORP NEW PORT RICHEY			6	100%	6

COVID-19: testing by laboratory

Data through Aug 1, 2020 verified as of Aug 2, 2020 at 09:25 AM

Data in this report are provisional and subject to change.

The numbers in the table below represent the number for whom test results were received by the Department of Health. A person can be tested by more than one laboratory and can have both positive and negative results. **Therefore, the sum of the numbers in each column will be larger than the total number of people tested.**

Reporting lab	Inconclusive	Negative	Positive	Percent positive	Total
FLORIDA WOMAN CARE LABORATORY			6	100%	6
CANTON-POTSDAM HOSPITAL LABORATORY		6			6
ARCHBOLD MEMORIAL HOSPITAL/LAB		3	3	50%	6
ACH			6	100%	6
ADVENT HEALTH CENTRA CARE		1	5	83%	6
ST. JOSEPH'S HOSPITAL LAB			6	100%	6
NEW YORK PRESBYTERIAN - ALLEN HOSPITAL		6			6
CONNECTICUT DEPARTMENT OF HEALTH		5	1	17%	6
ST VINCENT'S EAST LABORATORY		6			6
LEE MEMORIAL LAB GULF COAST			6	100%	6
PATHOGENIUS LABORATORIES		2	4	67%	6
SHELBY COUNTY HEALTH CARE CORPORATION		4	2	33%	6
NEW YORK STATE ELR - JAMAICA HOSPITAL MEDICAL CENTER		6			6
NEW YORK STATE ELR - LABORATORY ALLIANCE OF CENTRAL NEW		6			6
CREATIVE TESTING SOLUTIONS			6	100%	6
CENTRA CARE - WATERFORD LAKES			6	100%	6
ST ELIZABETH MEDICAL CENTER LABORATORY		6			6
STATEN ISLAND UNIVERSITY HOSPITAL-POUCH		6			6
PECONIC BAY MEDICAL CENTER LABORATORY		5	1	17%	6
PENSACOLA PEDIATRICS			6	100%	6
ST JOSEPH HOSPITAL		5	1	17%	6
NEW YORK STATE ELR - HUDSON VALLEY HOSPITAL CENTER LABORATORY		5	1	17%	6
ADVENTHEALTH CENTRA CARE ORMOND BEACH			6	100%	6
MICHIGAN DEPARTMENT OF COMMUNITY HEALTH		1	5	83%	6
XPRESS WELLNESS URGENT CARE			6	100%	6
TRUE HEALTH DIAGNOSTICS		1	5	83%	6
THE CENTER FOR URGENT CARE		3	3	50%	6
FLORIDA CLINICAL LAB			6	100%	6
SACRED HEART HEALTH SYSTEM			6	100%	6
SOUTH SEMINOLE HOSPITAL		1	5	83%	6
LEE COUNTY HEALTH DEPARTMENT		4	2	33%	6
MONTEFIORE NEW ROCHELLE HOSPITAL		5			5
AMELIA MEDICAL CARE			5	100%	5
UNKNOWN LAB			5	100%	5
APP-UNIPATH, LLC		5			5
DOH-WEST PALM BEACH BRANCH LABORATORY			5	100%	5
FRANCES WARDE MEDICAL LABORATORY		2	3	60%	5
TAMIAMI LAB MILLENNIUM			5	100%	5
PALM BEACH PATHOLOGY		4	1	20%	5
BIOTECH			5	100%	5
BROOKWOOD BAPTIST MEDICAL CENTER		5			5
NEW YORK STATE ELR - SOUTHSIDE HOSPITAL NORTHWELL HEALTH LABORATORY		4	1	20%	5
JFK MEDICAL CENTER NORTH LAB			5	100%	5
WINTER HAVEN HOSPITAL			5	100%	5
MINUTECLINIC DIAGNOSTIC OF RHODE ISLAND, LLC #729		4	1	20%	5
NORTHWEST FLORIDA COMMUNITY HOSPITAL		1	4	80%	5
THE VILLAGES CLINICAL LAB		4	1	20%	5

COVID-19: testing by laboratory

Data through Aug 1, 2020 verified as of Aug 2, 2020 at 09:25 AM

Data in this report are provisional and subject to change.

The numbers in the table below represent the number for whom test results were received by the Department of Health. A person can be tested by more than one laboratory and can have both positive and negative results. **Therefore, the sum of the numbers in each column will be larger than the total number of people tested.**

Reporting lab	Inconclusive	Negative	Positive	Percent positive	Total
Cleveland Clinic Laboratories		1	4	80%	5
INTERNAL LAB		3	2	40%	5
ST ANTHONY NORTH			5	100%	5
FLOWERS HOSPITAL		1	4	80%	5
NORTH FLORIDA PEDIATRICS		1	4	80%	5
UPMC HEALTH SYSTEM		4	1	20%	5
LAKELAND REGIONAL HEALTH			5	100%	5
LEHIGH VALLEY HOSPITAL		3	2	40%	5
LABCORP - NAPLES			5	100%	5
CHILDREN'S HOSPITAL OF PHILADELPHIA		5			5
DOH JACKSONVILLE CENTRAL LABORATORY		3	2	40%	5
ARNOT OGDEN MEDICAL CENTER LABORATORY		5			5
LABCORP BURLINGTON CYTO		4	1	20%	5
SPECIALITY LABORATORIES,INC		4	1	20%	5
XRL SXF REF LAB		5			5
BROWARD COUNTY HEALTH DEPT.			5	100%	5
DOCTORS MEMORIAL FAMILY MEDICINE			5	100%	5
AEL KNOXVILLE			5	100%	5
BOCA RATON REGIONAL HOSPITAL LAB			5	100%	5
CHEMISYS LABORATORIES			5	100%	5
EXPRESS TESTING-ONE			4	100%	4
DCH REGIONAL MEDICAL CENTER LABORATORY		4			4
INTERMARKET FACILITY			4	100%	4
THOMAS JEFFERSON UNIVERSITY HOSPITAL		4			4
STATEN ISLAND UNIVERSITY HOSPITAL SEGUINE AVE		4			4
QUEST DIAGNOSTICS- MELBOURNE			4	100%	4
NEW YORK STATE ELR - BROOKLYN HOSPITAL CENTER DOWNTOWN CAMPUS		4			4
DALE MEDICAL CENTER		2	2	50%	4
METROPOLITAN HOSPITAL CENTER		4			4
MEDLOGIC, LLC		1	3	75%	4
ILLINOIS DEPT OF PUBLIC HEALTH LAB - SPRINGFIELD			4	100%	4
MAYO CLINIC LABS - ROCHESTER SUPERIOR DRIVE			4	100%	4
PRECISION LABS LLC		1	3	75%	4
MISSOURI DEPARTMENT OF HEALTH AND SENIOR SERVICES			4	100%	4
SOUTHWESTERN REGIONAL MEDICAL CENTER - TULSA		4			4
FINLAY C. LABORATORY		3	1	25%	4
OKLAHOMA STATE UNIVERSITY DIAGNOSTIC LAB			4	100%	4
LEE MEMORIAL HEALTH PARK LAB			4	100%	4
BEAUMONT LABORATORY			4	100%	4
NEWYORK-PRESBYTERIAN/ LAWRENCE HOSPITAL LABORATORY		4			4
MANATEE PEDIATRICS			4	100%	4
LINCOLN MEDICAL AND MENTAL HEALTH CENTER		4			4
PEDIATRIC HEALTH CARE ALLIANCE			4	100%	4
LABORATORY OF FLORIDA			4	100%	4
COLORADO DEPARTMENT OF PUBLIC HEALTH AND ENVIRONMENT			4	100%	4
QUEST DIAGNOSTIC INC TECHNICAL			4	100%	4
LAWTON CHILES HEALTH CENTER			4	100%	4

COVID-19: testing by laboratory

Data through Aug 1, 2020 verified as of Aug 2, 2020 at 09:25 AM

Data in this report are provisional and subject to change.

The numbers in the table below represent the number for whom test results were received by the Department of Health. A person can be tested by more than one laboratory and can have both positive and negative results. **Therefore, the sum of the numbers in each column will be larger than the total number of people tested.**

Reporting lab	Inconclusive	Negative	Positive	Percent positive	Total
ACHS		2	2	50%	4
DTR LABS		3	1	25%	4
MERCY HOSPITAL MIAMI LAB			4	100%	4
SUNCOAST COMMUNITY HEALTH CENTERS PEDIATRICS			4	100%	4
COVENIENT CARE MEDICAL CLINIC			4	100%	4
DAVITA LABORATORY		4			4
BAY CARE			4	100%	4
LAB CORP OF AMERICA		1	3	75%	4
GENUS DIAGNOSTICS			4	100%	4
KEY PRIMARY CARE			4	100%	4
ADVENT HEALTH CENTRA CARE PALM COAST			4	100%	4
COMMUNITY HEALTH OF SOUTH FLORIDA			4	100%	4
BAPTIST MEDICAL CENTER EAST		2	1	33%	3
ASCENSION ST. VINCENT'S PRIMARY CARE			3	100%	3
ILLINOIS DEPARTMENT OF PUBLIC HEALTH			3	100%	3
MAYO MEDICAL LABORATORIES		2	1	33%	3
DOH-TAMPA BRANCH LABORATORY (MLK BLVD)			3	100%	3
COMMUNITY HEALTH NORTHWEST FLORIDA			3	100%	3
INDIAN RIVER CHD VERO BEACH		2	1	33%	3
PINELLAS COUNTY HEALTH DEPARTMENT		2	1	33%	3
NORTH NAPLES HOSPITAL RESPIRATORY THERAPY DEPARTMENT			3	100%	3
EMERGENCY MEDICAL CENTER			3	100%	3
VIRTUA VOORHEES HOSPITAL		3			3
NEW YORK STATE ELR - JACOBI MEDICAL CENTER		3			3
PATHGROUP			3	100%	3
MIDWAY SPECIALTY CARE CENTER			3	100%	3
SAMARITAN MEDICAL CENTER		3			3
LABCORP DIAGNOSTICS-MIAMI		2	1	33%	3
EGL GENETIC DIAGNOSTICS		1	2	67%	3
BRANCH MEDICAL CLINIC			3	100%	3
TIMBER RIDGE LABORATORY			3	100%	3
NICHOLS INSTITUTE QUEST DIAGNOSTICS		2	1	33%	3
OPTUM LABS LLC			3	100%	3
Covance Central Laboratory			3	100%	3
NORTH BROWARD HOSPITAL DISTRICT HEALTHCARE FOR THE HOMELESS			3	100%	3
NADAL PEDIATRICS - VICTORIA STREET (3385)			3	100%	3
TAMPA GENERAL HOSPITAL LABORATORY			3	100%	3
ELLENTON URGENT CARE			3	100%	3
DORAL URGENT CARE			3	100%	3
MONTEFIORE ST LUKE'S CORNWALL HOSPITAL		2	1	33%	3
MOLECULAR DIAGNOSTICS			3	100%	3
NAPHCARE, INC.			3	100%	3
PALMS WEST HOSPITAL			3	100%	3
KEYS MEDICAL GROUP			3	100%	3
JACKSON SOUTH COMMUNITY HOSPITAL LAB			3	100%	3
WESLEY CHAPEL INTERNAL MEDICINE AND PEDIATRICS			3	100%	3
ABBOTT			3	100%	3

COVID-19: testing by laboratory

Data through Aug 1, 2020 verified as of Aug 2, 2020 at 09:25 AM

Data in this report are provisional and subject to change.

The numbers in the table below represent the number for whom test results were received by the Department of Health. A person can be tested by more than one laboratory and can have both positive and negative results. **Therefore, the sum of the numbers in each column will be larger than the total number of people tested.**

Reporting lab	Inconclusive	Negative	Positive	Percent positive	Total
NEW YORK STATE ELR - ORANGE REGIONAL MEDICAL CENTER LABORATORY		3			3
PENNSYLVANIA DEPARTMENT OF HEALTH BUREAU OF LABORATORIES			3	100%	3
VIRGINIA DIVISION OF CONSOLIDATED LABORATORIES			3	100%	3
BAYCARE MEDICAL GROUP INC			3	100%	3
CLINICORE			3	100%	3
CENTRAL FLORIDA HEALTH CARE INC			3	100%	3
BAYCARE OUTREACH LABORATORY HOSPITAL			3	100%	3
MARINER'S HOSPITAL			3	100%	3
MHHS All Lab Subsection		3			3
JOE DIMAGGIO CHILDREN'S HOSPITAL		1	2	67%	3
ST. MARYS MEDICAL CENTER			3	100%	3
MIAMI CANCER INSTITUTE			3	100%	3
BARONESS ERLANGER HOSPITAL		3			3
ST LUKES HOSPITAL LABORATORY		2	1	33%	3
NEW YORK STATE ELR - SAMARITAN HOSPITAL LABORATORY		3			3
NORTHSHORE UNIVERSITY HEALTHSYSTEM EVANSTON HOSPITAL LAB			3	100%	3
STATEN ISLAND UNIVERSITY HOSPITAL		3			3
BOZEMAN HEALTH DEACONESS HOSPITAL		3			3
VA OUTPATIENT			3	100%	3
LAKE WALES MEDICAL CENTER INC			3	100%	3
METHODIST MEDICAL CENTER		2	1	33%	3
WAKEMED		1	2	67%	3
MARSHALL MEDICAL CENTER SOUTH LAB		2	1	33%	3
KEY WEST URGENT CARE, INC		3			3
FAMILY HEALTH CENTERS OF SWF LABS			3	100%	3
NORTHERN DUTCHESS HOSPITAL LABORATORY		3			3
PHYSICIANS STAT			3	100%	3
AVELLINO LAB USA INC		3			3
PUBLIC HEALTH LAB		3			3
QUEST DIAGNOSTIC			3	100%	3
FISHERMEN'S HOSPITAL			3	100%	3
GULF COAST MEDICAL GROUP			3	100%	3
WHOLE CHILD PEDIATRICS			2	100%	2
OMNI			2	100%	2
ALABAMA DEPARTMENT OF PUBLIC HEALTH			2	100%	2
ADVANCED MEDICAL CARE			2	100%	2
SPARROW CENTRAL LAB			2	100%	2
UK HEALTHCARE			2	100%	2
ALTRU DIAGNOSTICS INC			2	100%	2
SHELBY BAPTIST MEDICAL CENTER			2	100%	2
SSM HEALTH ST LOUIS MICROBIOLOGY LABORATORY		1	1	50%	2
FCHC (OB)-DARWIN SQUARE CTR.			2	100%	2
BETH ISRAEL DEACONESS MEDICAL CENTER			2	100%	2
ALVERNO CLINICAL LABORATORIES			2	100%	2
NOVANT HEALTH INPATIENT CARE			2	100%	2
ADVENTHEALTH PEDIATRICS/LAKE MARY PEDS		1	1	50%	2
FLORIDA CLINICAL LABORATORY INC			2	100%	2

COVID-19: testing by laboratory

Data through Aug 1, 2020 verified as of Aug 2, 2020 at 09:25 AM

Data in this report are provisional and subject to change.

The numbers in the table below represent the number for whom test results were received by the Department of Health. A person can be tested by more than one laboratory and can have both positive and negative results. **Therefore, the sum of the numbers in each column will be larger than the total number of people tested.**

Reporting lab	Inconclusive	Negative	Positive	Percent positive	Total
LABCORP RARITAN		2			2
ERIE COUNTY MEDICAL CTR CLINICAL LABS		2			2
SARASOTA MEMORIAL MEDICAL URGENT CARE CENTER			2	100%	2
HEART OF FLORIDA HMA			2	100%	2
BIODESIX, INC.		2			2
TREASURE COAST COMMUNITY HEALTH			2	100%	2
THOMAS LANGLEY			2	100%	2
UNIVERSITY OF CHICAGO MEDICAL CENTER LAB			2	100%	2
CENTRA CARE HUNTER'S CREEK			2	100%	2
MADISON COUNTY MEMORIAL HOSP		1	1	50%	2
DICKERT			2	100%	2
SCDHEC BUREAU OF LABORATORIES			2	100%	2
CALHOUN LIBERTY HOSPITAL			2	100%	2
GEISINGER MEDICAL CENTER		2			2
UNIVERSITY OF MIAMI			2	100%	2
INTERNAL MEDICINE ASSOCIATES-DUNELLON			2	100%	2
NEW YORK STATE ELR - NEW YORK CITY DEPARTMENT OF HEALTH & MENTAL		2			2
URGENT CARE TCMA			2	100%	2
IOWA DEPARTMENT OF PUBLIC HEALTH			2	100%	2
LABCORP - LEESBURG			2	100%	2
JOHNSON CITY MEDICAL CENTER		1	1	50%	2
ST CHARLES HOSPITAL LABORATORY		2			2
HOME ACCESS HEALTH			2	100%	2
MONTANA PUBLIC HEALTH LAB			2	100%	2
LABCORP - STUART		1	1	50%	2
BAY CARE LAB SERVICES/ST. ANTHONY'S HOSPITAL			2	100%	2
NEW YORK STATE ELR - COLUMBIA MEMORIAL HOSPITAL LABORATORY		2			2
SIGNATURE CARE PFLUGERVILLE			2	100%	2
AMEERAH LABS			2	100%	2
AHSE ROP		2			2
QUEENS HOSPITAL CENTER		2			2
RICHMOND UNIVERSITY MEDICAL CENTER		1	1	50%	2
BFT LAB			2	100%	2
ATLANTIS URGENT CARE			2	100%	2
BIRMINGHAM VAMC		1	1	50%	2
ADVANCED URGENT CARE CENTER OF THE UPPER KEYS			2	100%	2
ST. JOSEPH REGIONAL MEDICAL CENTER			2	100%	2
MALABAR/ADVENT CENTRA CARE			2	100%	2
LEESBURG REGIONAL MEDICAL CENTER		1	1	50%	2
NEIGHBORHOOD MEDICAL CENTER		2			2
MEMORIAL SLOAN KETTERING CANCER CENTER		1	1	50%	2
NEW YORK STATE ELR - LONG ISLAND JEWISH VALLEY STREAM		2			2
LABCORP - OHIO			2	100%	2
KETTERING HEALTH			2	100%	2
BAYFRONT HEALTH PUNTA GORDA			2	100%	2
NEW YORK STATE ELR - NEW YORK PRESBYTERIAN-LOWER MANHATTAN		2			2
ST PETERSBURG PEDIATRICS-EAST BAY			2	100%	2

COVID-19: testing by laboratory

Data through Aug 1, 2020 verified as of Aug 2, 2020 at 09:25 AM

Data in this report are provisional and subject to change.

The numbers in the table below represent the number for whom test results were received by the Department of Health. A person can be tested by more than one laboratory and can have both positive and negative results. **Therefore, the sum of the numbers in each column will be larger than the total number of people tested.**

Reporting lab	Inconclusive	Negative	Positive	Percent positive	Total
TALLAHASSEE MEMORIAL HOSPITAL/MICROBIOLOGY LAB			2	100%	2
JOHN D. ARCHBOLD MEM. HOSPITAL			2	100%	2
MAILBOX DIAGNOSTICS		1	1	50%	2
MAYO			2	100%	2
AMERICAN MEDICAL LABORATORIES			2	100%	2
Cleveland Clinic Weston			2	100%	2
AMERICAN FAMILY CARE- ORANGE BEACH			2	100%	2
UNIVERSITY HOSPITAL			2	100%	2
WOODHULL MEDICAL AND MENTAL HEALTH CTR		2			2
IRL MARKET LAB ALACHUA		1	1	50%	2
COASTAL LABORATORIES			2	100%	2
OHIO DEPARTMENT OF HEALTH LABORATORY		2			2
FLORIDA HEALTH CARE PLANS			2	100%	2
DEACONESS HOSPITAL			2	100%	2
VIGILINT HEALTHCARE		1	1	50%	2
OKLAHOMA STATE DEPARTMENT OF HEALTH-PUBLIC HEALTH LABORATORY			2	100%	2
NOVANT HEALTH GOHEALTH URGENT CARE-HARRISBURG			2	100%	2
SOUTH GEORGIA MEDICAL CENTER			2	100%	2
UNIVERSITY HOSPITAL OF BROOKLYN		2			2
OHIO STATE UNIVERSITY WEXNER MEDICAL CENTER			2	100%	2
RUSH UNIVERSITY MEDICAL CENTER LABORATORY			2	100%	2
QUEST DIAGNOSTICS INCORPORATED			2	100%	2
CONNECTDX			2	100%	2
AMMON LABS			2	100%	2
CLINICAL PATHOLOGY LABS		1	1	50%	2
FLORIDA HOSPITAL			2	100%	2
CONEMAUGH MEMORIAL MEDICAL CENTER		2			2
PREMIER LABORATORY SERVICES, LLC			2	100%	2
PPD			2	100%	2
GALEN BAYLOR EXTENSION		2			2
CORAL GABLES HOSPITAL			2	100%	2
EISENHOWER ARMY MEDICAL CENTER			2	100%	2
MONROE COUNTY HOSPITAL		2			2
CAPTAIN JAMES A. LOVELL FEDERAL HEALTHCARE CENTER			2	100%	2
LABCORP PHOENIX			2	100%	2
GUTHRIE MEDICAL GROUP LABORATORIES		2			2
CELERION			2	100%	2
UC CORAL GABLES			2	100%	2
PREMIER MEDICAL LABORATORY			2	100%	2
NEW YORK STATE ELR - BELLEVUE HOSPITAL CENTER DEPARTMENT		2			2
VIRTUA MEMORIAL HOSPITAL BURLINGTON COUNTY			2	100%	2
NEW YORK STATE ELR - GLENS FALLS HOSPITAL DEPARTMENT OF PATHOLOGY		2			2
COLLIER COUNTY HEALTH DEPT.			2	100%	2
JACKSON LABORATORY OF GENOMIC MEDICINE		2			2
NEW YORK STATE ELR - AUBURN COMMUNITY HOSPITAL		2			2
NEW YORK STATE DEPARTMENT OF HEALTH		1	1	50%	2
WALGREENS #5317		2			2

COVID-19: testing by laboratory

Data through Aug 1, 2020 verified as of Aug 2, 2020 at 09:25 AM

Data in this report are provisional and subject to change.

The numbers in the table below represent the number for whom test results were received by the Department of Health. A person can be tested by more than one laboratory and can have both positive and negative results. **Therefore, the sum of the numbers in each column will be larger than the total number of people tested.**

Reporting lab	Inconclusive	Negative	Positive	Percent positive	Total
NEW HAMPSHIRE PUBLIC HEALTH LABORATORIES		2			2
NEW HAMPSHIRE DEPARTMENT OF HEALTH AND HUMAN SERVICES		1	1	50%	2
BIO-TECH CLINICAL LABORATORIES			2	100%	2
GEORGIA DEPARTMENT OF PUBLIC HEALTH			2	100%	2
ACADIAN DIAGNOSTIC LABORATORIES		2			2
HEALTH FIRST IBM-UX			2	100%	2
UNITED LABORATORY SERVICE			1	100%	1
THE HEART HOSPITAL BAYLOR PLANO			1	100%	1
UNITED CLINICAL LABORATORIES			1	100%	1
MAGNOLIA ADULT, LLC			1	100%	1
WEST KENDALL HOSPITAL			1	100%	1
FORT SANDERS REGIONAL LABORATORY		1			1
WEST VIRGINIA UNIVERSITY HOSPITALS			1	100%	1
TIEHH BIOTERRORISM RESPONSE LAB			1	100%	1
TRUMAN MEDICAL CENTER - HOSPITAL HILL			1	100%	1
FLORIDA HOSPITAL ALTAMONTE			1	100%	1
TIMPANOGOS REGIONAL HOSPITAL			1	100%	1
MARCO ISLAND HOSPITAL INC D/B/A			1	100%	1
VA HOSPITAL			1	100%	1
TAMPA		1			1
JOHN HOPKINS MEDICAL LABORATORIES		1			1
ST. MARY MEDICAL CENTER		1			1
UNIVERSITY LAB			1	100%	1
JOHNS HOPKINS MEDICAL LABORATORIES			1	100%	1
UAB			1	100%	1
VA GREATER LOS ANGELES HEALTH CARE SYSTEM			1	100%	1
SANFORD REGIONAL HOSPITAL WORTHINGTON		1			1
SENTARA NORFOLK GENERAL HOSPITAL CENTRAL LAB			1	100%	1
DEPARTMENT OF HEALTH AND HUMAN SERVICES DIVISION OF BEHAVIORAL HEALTH		1			1
CFCH - FROSTPROOF			1	100%	1
URGENT CARE WEST CLINIC			1	100%	1
TAMIAMI LAB MILLENIUM			1	100%	1
VERMONT DEPARTMENT OF HEALTH LABORATORY		1			1
STANLY REGIONAL MEDICAL CENTER			1	100%	1
SOUTHWEST FLORIDA DIVISION LAB			1	100%	1
BROOKSVILLE REGIONAL HOSPITAL			1	100%	1
CELEBRATION HOSPITAL			1	100%	1
PROGENESIS INC			1	100%	1
BLOOD SYSTEMS LABORATORIES			1	100%	1
PRIMARY CARE OF THE TREASURE COAST			1	100%	1
WOLFSON (USE BAPTIST)			1	100%	1
BLOUNT MEMORIAL HOSPITAL		1			1
SCIENCE CARE			1	100%	1
BAYLOR ESOTERIC AND MOLECULAR LAB			1	100%	1
BEEBE MEDICAL CENTER LABORATORY		1			1
QUEST ELR		1			1
RIVERVIEW REGIONAL MEDICAL CENTER		1			1

COVID-19: testing by laboratory

Data through Aug 1, 2020 verified as of Aug 2, 2020 at 09:25 AM

Data in this report are provisional and subject to change.

The numbers in the table below represent the number for whom test results were received by the Department of Health. A person can be tested by more than one laboratory and can have both positive and negative results. **Therefore, the sum of the numbers in each column will be larger than the total number of people tested.**

Reporting lab	Inconclusive	Negative	Positive	Percent positive	Total
FLORIDA CLINICAL LABORATORY - BIOREFERENCE LABORATORIES			1	100%	1
DELAWARE DIAGNOSTICS LABS			1	100%	1
HARLEM HOSPITAL CENTER		1			1
FLORIDA DEPARTMENT OF HEALTH PALM BEACH COUNTY			1	100%	1
LATE HOURS URGENT CARE			1	100%	1
ACCESS HEALTH CARE PHYSICIANS			1	100%	1
LAKE MARY KIDS CENTRA CARE			1	100%	1
CATHOLIC HEALTH SYSTEM DEPT LABORATORY		1			1
CONEY ISLAND HOSPITAL		1			1
CITRUS PARK			1	100%	1
SHANDS AT LAKE SHORE LAB			1	100%	1
UTMB PATHOLOGY CLINICAL SERVICES LABORATORY			1	100%	1
AFC URGENT CARE			1	100%	1
UNIVERSITY OF MISSOURI HEALTH CARE			1	100%	1
UNITED HEALTHCARE			1	100%	1
UNIVERSITY HOSPITALS OF CLEVELAND			1	100%	1
WELLNOW URGENT CARE		1			1
LAB CORP PHOENIX			1	100%	1
LABCORP-PORT ST.LUCIE		1			1
VIRACOR			1	100%	1
WATAUGA MEDICAL CENTER			1	100%	1
BAYCARE OUTREACH LAB			1	100%	1
YORK HOSPITAL - LABORATORY			1	100%	1
ALLIANCE LABORATORY SERVICES			1	100%	1
BAYLOR COLLEGE OF MEDICINE			1	100%	1
SMITH NORTHVIEW HOSPITAL LAB			1	100%	1
TANNER MEDICAL CENTER EAST AL		1			1
TRINITAS REGIONAL MEDICAL CENTER			1	100%	1
ADVENTIST HINSDALE HOSPITAL LABORATORY			1	100%	1
AFFILIATED LABORATORIES INC			1	100%	1
BAYCARE ALLIANT HOSPITAL			1	100%	1
UNIVERSITY OF FLORIDA			1	100%	1
UNIVERSITY OF KANSAS MEDICAL CENTER			1	100%	1
UF KANAPAHA LAB BEAKER		1			1
THE UNIVERSITY OF VERMONT MEDICAL CENTER		1			1
TMH PHYSICIAN PARTNERS - MONTICELLO		1			1
UT MEMPHIS UNIVERSITY HEALTH SERVICES			1	100%	1
VALLEY HOSPITAL MEDICAL CENTER		1			1
ARKANSAS DEPARTMENT OF HEALTH			1	100%	1
ARNOLD PALMER HOSPITAL LABORATORY			1	100%	1
UNK			1	100%	1
BIOMERIEUX			1	100%	1
FLORIDA HOSPITAL KISSIMMEE			1	100%	1
LABCORP - HOLLYWOOD			1	100%	1
CALIFORNIA PUBLIC HEALTH LABORATORY			1	100%	1
LABCORP - DAYTONA BEACH			1	100%	1
ST. JOSEPH'S HOSPITAL NORTH			1	100%	1

COVID-19: testing by laboratory

Data through Aug 1, 2020 verified as of Aug 2, 2020 at 09:25 AM

Data in this report are provisional and subject to change.

The numbers in the table below represent the number for whom test results were received by the Department of Health. A person can be tested by more than one laboratory and can have both positive and negative results. **Therefore, the sum of the numbers in each column will be larger than the total number of people tested.**

Reporting lab	Inconclusive	Negative	Positive	Percent positive	Total
BAPTIST HEALTH EXPRESS CARE AT KEY BISCAYNE			1	100%	1
BAYCARE MEDICAL GROUP			1	100%	1
ST JOSEPHS CHILDRENS HOSPITAL OUTREACH			1	100%	1
UNKNOWN - MI			1	100%	1
LABCORP LAFAYETTE		1			1
BARDMOOR LABORATORY			1	100%	1
GIFFORD MEMORIAL HOSPITAL		1			1
MEDICAL ARTS LABORATORY			1	100%	1
LABCORP SOUTH CHARLESTON			1	100%	1
UW HOSPITAL AND CLINICS			1	100%	1
Mt Sinai Aventura			1	100%	1
FLORIDA HOSPITAL LAB			1	100%	1
MONTANA DEPARTMENT OF PUBLIC HEALTH & HUMAN SERVICES			1	100%	1
LEGACY LABORATORY SERVICES			1	100%	1
MINUTECLINIC DIAGNOSTIC OF TEXAS, LLC		1			1
VITAE DIAGNOSTICS			1	100%	1
WILMINGTON VA MEDICAL CENTER			1	100%	1
Viracor Eurofins			1	100%	1
ALLIANCE LABS @LRMC			1	100%	1
VIDANT MEDICAL CENTER			1	100%	1
JOHNS HOPKINS MEDICAL LABS			1	100%	1
LOYOLA UNIVERSITY MEDICAL CENTER LABORATORY			1	100%	1
LEESBURG FAMILY MEDICINE		1			1
ADVANCED LABORATORY SERVICES			1	100%	1
LabCorp L#09258090 M#09258105			1	100%	1
MID FLORIDA CLINICAL LABORATORY			1	100%	1
Lourdes Hospital			1	100%	1
MCH PHYSICIANS GROUP			1	100%	1
MHS LAB		1			1
AZALEA HEALTH			1	100%	1
QUEST - HOUSTON LAB			1	100%	1
INTERMOUNTAIN MEDICAL CENTER			1	100%	1
INDIAN RIVER CLINICAL LABORATORY, INC.		1			1
NEBRASKA MEDICAL CENTER			1	100%	1
LABCORP-CRYSTAL RIVER			1	100%	1
NAVAL HOSPITAL OF JACKSONVILLE			1	100%	1
ONEIDA HEALTHCARE CENTER		1			1
OHIO STATE UNIVERSITY MEDICAL CENTER			1	100%	1
SHARP MEMORIAL HOSPITAL MICROBIOLOGY DEPT			1	100%	1
RIVERSIDE METHODIST HOSPITAL LAB			1	100%	1
PRISMA HEALTH TUOMEY LABORATORY			1	100%	1
NORTHWESTERN MEMORIAL HOSPITAL			1	100%	1
NEW YORK STATE ELR - MONTEFIORE MEDICAL CENTER LABORATORIES - WEILER			1	100%	1
BAPTIST ER TOWN CTR			1	100%	1
NORTHSIDE HOSPITAL DULUTH			1	100%	1
NORTHWEST FL COMM HOSP			1	100%	1
JRS LABORATORY			1	100%	1

COVID-19: testing by laboratory

Data through Aug 1, 2020 verified as of Aug 2, 2020 at 09:25 AM

Data in this report are provisional and subject to change.

The numbers in the table below represent the number for whom test results were received by the Department of Health. A person can be tested by more than one laboratory and can have both positive and negative results. **Therefore, the sum of the numbers in each column will be larger than the total number of people tested.**

Reporting lab	Inconclusive	Negative	Positive	Percent positive	Total
LABCORP KANSAS CITY			1	100%	1
CHARLOTTE CHD PORT CHARLOTTE		1			1
NAVAL BRANCH MEDICAL CLINIC			1	100%	1
COMMONWEALTH OF MASSACHUSETTS			1	100%	1
LABCORP - ORLANDO		1			1
LAKEVIEW REGIONAL HOSPITAL			1	100%	1
BEAUMONT HOSPITAL, GROSSE POINTE			1	100%	1
BEAUFORT MEMORIAL			1	100%	1
MEMORIAL HERMANN CONSOLIDATED LABORATORY SERVICES			1	100%	1
MEDICAL CLINIC OF HOUSTON			1	100%	1
MEDSTAR HARBOR HOSPITAL			1	100%	1
GENETRAIT LABORATORIES			1	100%	1
ONslow MEMORIAL HOSPITAL LABORATORY		1			1
GRAND VIEW HOSPITAL			1	100%	1
HEALTH ALLIANCE			1	100%	1
BERKSHIRE MEDICAL CENTER			1	100%	1
ORMC-ARDEN/EOI			1	100%	1
DOCTORS CLINICAL LABORATORY, INC			1	100%	1
DERMDX, DIV OF AURORA DIAGNOSTICS/BERNHARDT LAB		1			1
BMC/JACSONVILLE		1			1
EXPRESS GENE MOLECULAR DIAGNOSTICS LABORATORY			1	100%	1
ELMHURST MEMORIAL HOSPITAL			1	100%	1
PERDIDO URGENT CARE			1	100%	1
NEW YORK CITY DEPARTMENT OF HEALTH			1	100%	1
MARINA DEL REY HOSPITAL LAB			1	100%	1
SEA LEVEL LABS			1	100%	1
NEW YORK STATE ELR - ERIE COUNTY PUBLIC HEALTH CLINICAL		1			1
SANFORD SOUTH UNIVERSITY		1			1
MARYLAND DEPARTMENT OF HEALTH AND MENTAL HYGIENE			1	100%	1
MERCY HEALTH—MUSKEGON		1			1
MISSOURI DEPARTMENT OF HEALTH AND SENIOR SERVICES - STATE PH LAB		1			1
CGH MEDICAL CENTER			1	100%	1
MD NOW URGENT CARE CENTER INC.			1	100%	1
MEMORIAL HEALTH UNIVERSITY MEDICAL CENTER			1	100%	1
NORTH RIVER FAMILY HEALTH CENTER			1	100%	1
PALM SPRINGS GENERAL HOSPITAL			1	100%	1
NOT GIVEN			1	100%	1
DSI LABORATORIES-NAPLES-7TH			1	100%	1
NORTHERN WESTCHESTER HOSPITAL LABORATORY		1			1
PEDIATRIC ASSOCIATES - JACKSONVILLE			1	100%	1
REGIONAL MEDICAL LABORATORY			1	100%	1
REMISE OCCUPATIONAL HEALTH SOLUTIONS INC			1	100%	1
QUEST DIAGNOSTICS-OCALA-SE 3RD		1			1
PHELPS HOSPITAL LABORATORY		1			1
NORTH CAROLINA STATE LABORATORY OF PUBLIC HEALTH, SPECTRUM LAB NETWORK			1	100%	1
EDGAR PRICE FAMILY & CHILDREN HEALTHCARE CENTER			1	100%	1
PIEDMONT HOSPITAL LAB			1	100%	1

COVID-19: testing by laboratory

Data through Aug 1, 2020 verified as of Aug 2, 2020 at 09:25 AM

Data in this report are provisional and subject to change.

The numbers in the table below represent the number for whom test results were received by the Department of Health. A person can be tested by more than one laboratory and can have both positive and negative results. **Therefore, the sum of the numbers in each column will be larger than the total number of people tested.**

Reporting lab	Inconclusive	Negative	Positive	Percent positive	Total
PEACHEALTH LABORATORIES		1			1
CAROLINAS HEALTHCARE SYSTEM LAB			1	100%	1
SUNY UPSTATE MEDICAL UNIVERSITY			1	100%	1
SPRING HILL REGIONAL HOSPITAL			1	100%	1
SMITH KLINE			1	100%	1
REFERENCE LABORATORY			1	100%	1
SONIC REFERENCE LABORATORY			1	100%	1
PEDIATRIC HEALTHCARE ALLIANCE			1	100%	1
AMD			1	100%	1
MARION COUNTY HEALTH DEPARTMENT			1	100%	1
KANSAS DEPARTMENT OF HEALTH			1	100%	1
MEDICAL CENTER ENTERPRISE			1	100%	1
MEDONE URGENT CARE			1	100%	1
JOHN D. ARCHBOLD MEMORIAL HOSPITAL			1	100%	1
LINCOLN DIAGNOSTIC LAB		1			1
CBC LAB			1	100%	1
THE CHILDREN'S HOSPITAL OF PHILADELPHIA		1			1
NORTH SHORE HEMATOLOGY-ONCOLOGY ASSOCIATES, PC		1			1
LEGACY LABORATORY			1	100%	1
LAKWOOD RANCH ER 24/7			1	100%	1
MINUTECLINIC DIAGNOSTIC			1	100%	1
DOCTOR'S WALK-IN CLINIC / QUEST DIAGNOSTICS			1	100%	1
DALLAS MEDICAL CENTER			1	100%	1
WEST			1	100%	1
VA OUT PATIENT CENTER			1	100%	1
WARD MEMORIAL HOSPITAL		1			1
CHATSWORTH ASSISTED LIVING COMMUNITY AT PGA NATIONAL			1	100%	1
TUFTS MEDICAL CENTER			1	100%	1
GENETIC ASSAYS INC			1	100%	1
BIODORON LABORATORIES			1	100%	1
ST VINCENT'S CHILTON		1			1
TPCA CLINICAL LABORATORIES		1			1
ST. LUKE'S HOSPITAL - BETHLEHEM CAMPUS		1			1
SUNY AT STONY BROOK			1	100%	1
ST. LUCIE COUNTY HEALTH DEPARTMENT		1			1
KETTERING MEDICAL CENTER			1	100%	1
KENTUCKY CABINET FOR HEALTH AND FAMILY SERVICES			1	100%	1
JEFFERSON COUNTY HEALTH DEPARTMENT-MONTICELLO		1			1
FLORIDA DEPARTMENT OF HEALTH IN MIAMI DADE COUNTY			1	100%	1
UCLA HEALTHCARE CLINICAL LABS			1	100%	1
CQUENTIA NGS, LLC			1	100%	1
SOUTHWEST REGIONAL PCR LABORATORY			1	100%	1
HANCOCK REGIONAL HOSPITAL		1			1
INTERMOUNTAIN CENTRAL LAB			1	100%	1
ST FRANCIS			1	100%	1
WEST PACIFIC MEDICAL LABORATORY			1	100%	1
WASHINGTON STATE DEPARTMENT OF HEALTH PUBLIC HEALTH LABORATORIES			1	100%	1

COVID-19: testing by laboratory

Data through Aug 1, 2020 verified as of Aug 2, 2020 at 09:25 AM

Data in this report are provisional and subject to change.

The numbers in the table below represent the number for whom test results were received by the Department of Health. A person can be tested by more than one laboratory and can have both positive and negative results. **Therefore, the sum of the numbers in each column will be larger than the total number of people tested.**

Reporting lab	Inconclusive	Negative	Positive	Percent positive	Total
WELLINGTON WEST 100176			1	100%	1
HOUSTON HEALTH DEPARTMENT - BUREAU OF LABORATORY SERVICES			1	100%	1
ILLINOIS DEPT OF PUBLIC HEALTH LABS			1	100%	1
TEXAS DEPARTMENT OF STATE HEALTH SERVICES			1	100%	1
HARDIN MEMORIAL HOSPITAL - HEARTLAND PATHOLOGY CONSULTANTS			1	100%	1
State Lab Unspecifd			1	100%	1
HOLY NAME MEDICAL CENTER		1			1
WILLIAM A HINTON STATE LABORATORY INSTITUTE			1	100%	1
COLORADO DEPARTMENT OF HEALTH LABORATORY SERVICES DIVISION			1	100%	1
AIM LABORATORIES			1	100%	1
COMPUNET CLINICAL LAB			1	100%	1
BAYONET POINT HOSPITAL LAB			1	100%	1
UC SAN DIEGO HEALTH			1	100%	1
HARTFORD HOSPITAL ANCILLARY LAB		1			1
VRL EUROFINIS			1	100%	1
ACL LABORATORIES INDUSTRIAL TOXICOLOGY			1	100%	1
ADVANCED MEDICAL LABORATORIES (AML)			1	100%	1
US LABORATORIES			1	100%	1
LABCORP - LADY LAKE			1	100%	1
DHEC - S.C PUBLIC HEALTH LAB			1	100%	1
FHMG-FLORIDA HOSPITAL MEDICAL GROUP			1	100%	1
PRORENATA LABS			1	100%	1
HELIX DIAGNOSTICS			1	100%	1
HAWAII DEPARTMENT OF HEALTH LAB			1	100%	1
FHMG LAKE MARY PEDS			1	100%	1
ECLRS			1	100%	1
SKY RIDGE MEDICAL CENTER - MICRO			1	100%	1
HEALTH NETWORK LABORATORIES		1			1
RIVIERA BEACH HEALTH CENTER LAB			1	100%	1
ROBERT WOOD JOHNSON HOSPITAL			1	100%	1
CENTRA CARE - LAKE NONA			1	100%	1
NEW YORK STATE ELR - MERCY MEDICAL CENTER		1			1
MUNSON MEDICAL CENTER			1	100%	1
BASCOM PALMER-MICRO LAB			1	100%	1
MONTEFIORE NYACK HOSPITAL AFFILIATED LABORATORY		1			1
CLEVELAND CLINIC OHIO LABORATORIES			1	100%	1
HIGHLANDS CLINICAL LABORATORY			1	100%	1
LABCORP HOUSTON			1	100%	1
ADVANCED URGENT CARE OF MARATHON			1	100%	1
BAPTIST HEALTH MEDICAL CENTER			1	100%	1
NEW YORK STATE ELR - ST BARNABAS HOSPITAL		1			1
ACCESS HEALTH CARE			1	100%	1
NORTH BROWARD MEDICAL CENTER			1	100%	1
ACCESSLAB		1			1
PARKWAY REGIONAL MEDICAL CENTER LAB			1	100%	1
FALMOUTH BY THE SEA			1	100%	1
DOCTOR'S IN HOUSE LABORATORY			1	100%	1

COVID-19: testing by laboratory

Data through Aug 1, 2020 verified as of Aug 2, 2020 at 09:25 AM

Data in this report are provisional and subject to change.

The numbers in the table below represent the number for whom test results were received by the Department of Health. A person can be tested by more than one laboratory and can have both positive and negative results. **Therefore, the sum of the numbers in each column will be larger than the total number of people tested.**

Reporting lab	Inconclusive	Negative	Positive	Percent positive	Total
SACRED HEART MEDICAL GROUP			1	100%	1
SCRIPPS CLINIC MEDICAL			1	100%	1
MEDRITE			1	100%	1
DOCS URGENT CARE			1	100%	1
MIAMI BEACH URGENT CARE			1	100%	1
DUKE HEALTH REGIONAL HOSPITAL			1	100%	1
MINUTECLINIC DIAGNOSTIC OF RHODE ISLAND, LLC #1544		1			1
CAROMONT HEALTH			1	100%	1
SOUTHEAST GEORGIA HEALTH SYSTEM			1	100%	1
SPECTOR SCIENTIFIC LAB			1	100%	1
SEMINOLE COUNTY HEALTH DEPARTMENT			1	100%	1
OHIO DEPARTMENT OF HEALTH			1	100%	1
PALM BEACH COUNTY HEALTH DEPARTMENT LABORATORY			1	100%	1
EXCEL URGENT CARE OF NJ			1	100%	1
MIDMICHIGAN MEDICAL CENTER			1	100%	1
APS-SUMMIT CARE PHARMACY, LLC DBA OMNICARE		1			1
Total	21,498	4,221,931	615,892	13%	4,859,321