

Coronavirus: summary of persons being monitored, persons under investigation, and cases

Data through Jul 10, 2020 verified as of Jul 11, 2020 at 09:25 AM

Data in this report are provisional and subject to change.

Monitored persons: people the Florida Department of Health was notified of for possible monitoring because they are a contact of a case, traveled from China, or were identified by the Centers for Disease Control and Prevention (CDC) as a part of an airline/ship contact investigation

Total reports	93,468
Total persons of high, medium, or unknown risk	89,782
High/medium/unknown risk still being monitored	15,728

Persons tested: includes PCR and antigen test results received by the Department of Health from the state public health laboratory (BPHL), as well as commercial and hospital laboratories

Total tested	2,477,810
Positive	254,511
Negative	2,220,788
Inconclusive	2,511
Awaiting testing	2,040

Cases: people with positive PCR or antigen test result

Total cases	254,511
Florida residents	250,984
Non-Florida residents	3,527

Type of testing	
Florida residents	250,984
Positive by BPHL/CDC	9,489
Positive by commercial/hospital lab	241,495
Non-Florida residents	
Positive by BPHL/CDC	168
Positive by commercial/hospital lab	3,359

Characteristics	
Florida residents hospitalized	18,023
Florida resident deaths	4,197
Change in deaths since previous report	+95
Non-Florida resident deaths	104

Hospitalized counts include anyone who was hospitalized at some point during their illness. It does not reflect the number of people currently hospitalized.

More information on deaths identified through death certificate data is available on the National Center for Health Statistics website at www.cdc.gov/nchs/nvss/vsrr/COVID19/index.htm.

Risk factors for Florida residents	
Traveled	2,848
Contact with a known case	72,456
Traveled and contact with a known case	2,762
Neither	172,918
No travel and no contact	26,686
Travel is unknown	119,815
Contact is unknown	38,866
Contact is pending	104,586

Travel can be unknown and contact can be unknown or pending for the same case, these numbers will sum to more than the "neither" total.

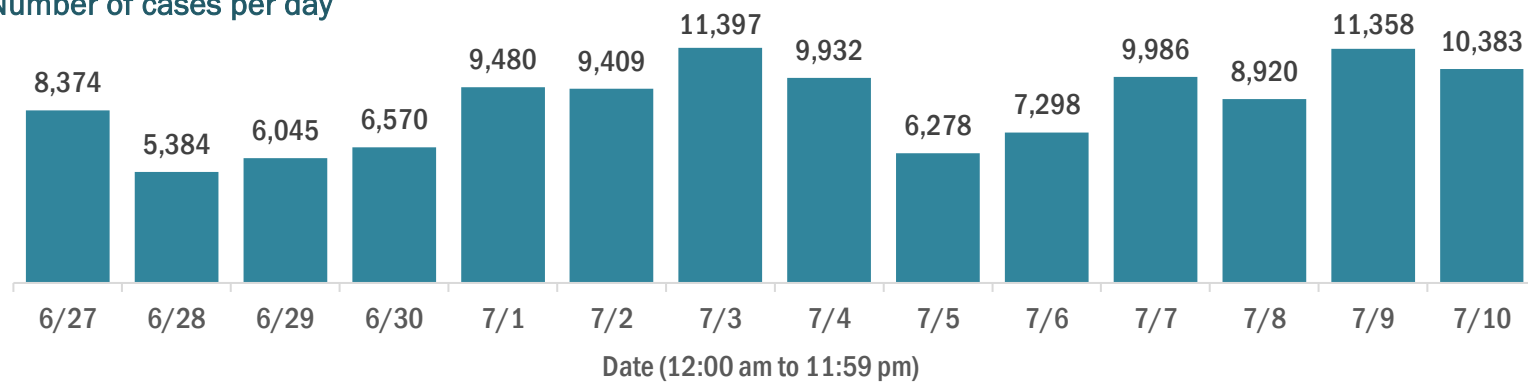
Coronavirus: cases and laboratory testing over time

Data through Jul 10, 2020 verified as of Jul 11, 2020 at 09:25 AM

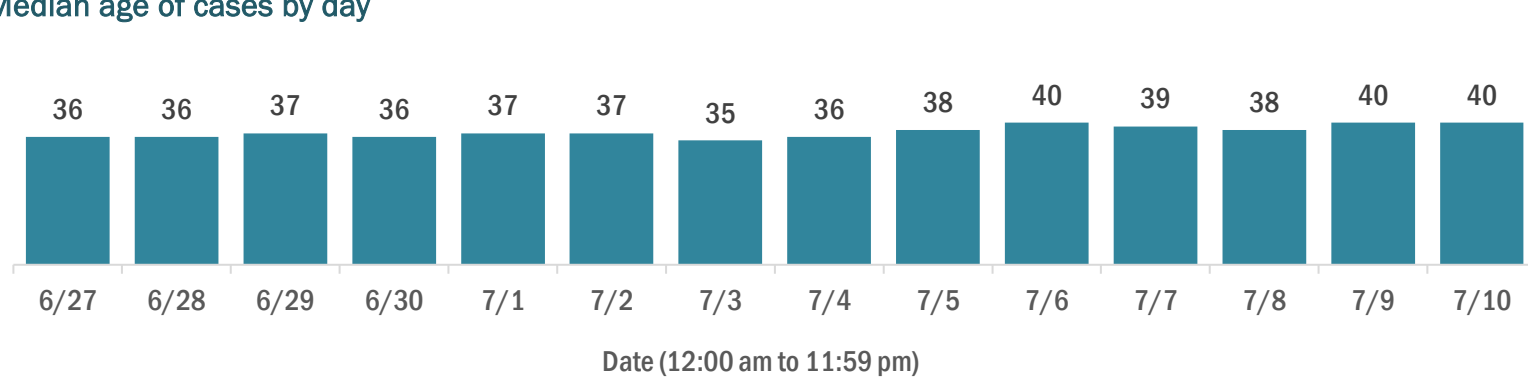
Data in this report are provisional and subject to change.

Cases in Florida residents per day for the past 2 weeks

Number of cases per day



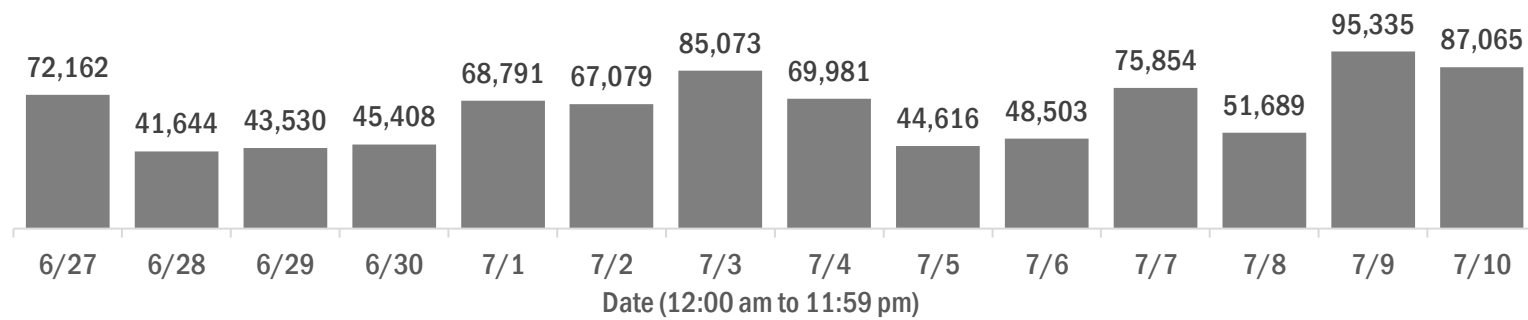
Median age of cases by day



Laboratory testing for Florida residents and non-Florida residents over the past 2 weeks

Number of people tested per day

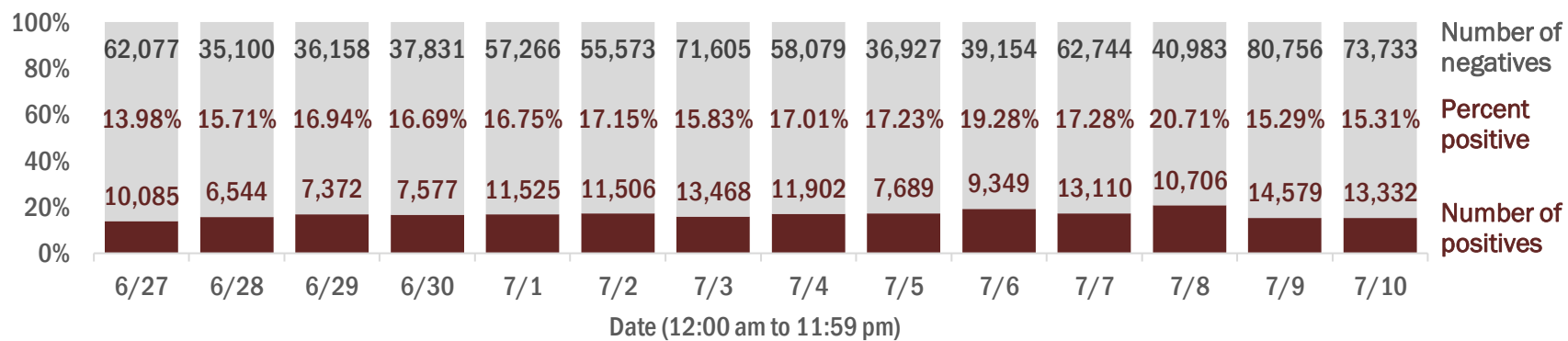
These counts include the number of people for whom the department received PCR or antigen laboratory results by day. People tested on multiple days will be included for each day a new result was received. A person is only counted once for each day they are tested, regardless of whether multiple specimens are tested or multiple results are received.



Number and percent of positive labs

The percent of positive results ranged from 13.98% to 20.71% over the past 2 weeks and was 15.31% yesterday.

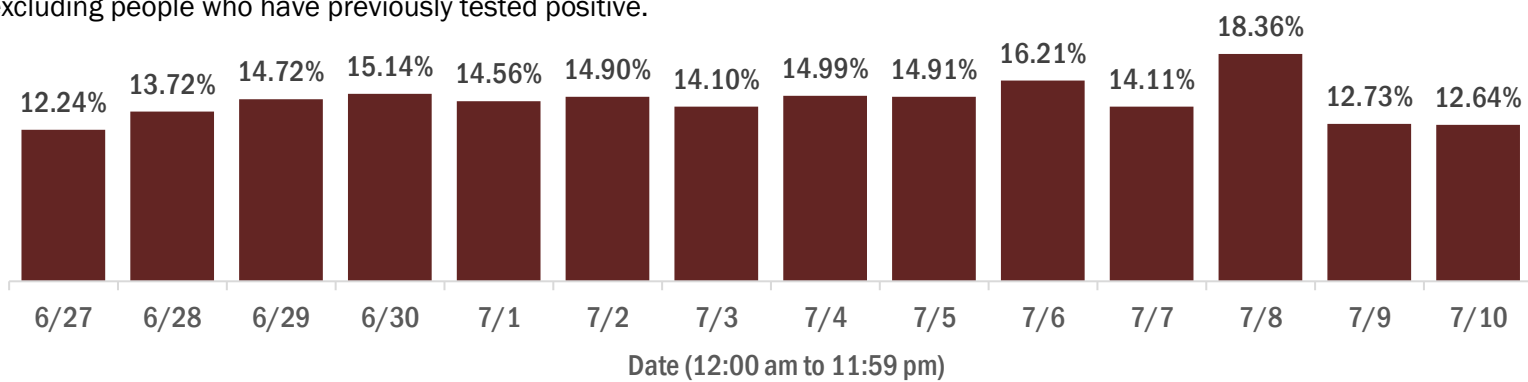
These counts include the number of people for whom the department received PCR or antigen laboratory results by day. People tested on multiple days will be included for each day a new result was received. A person is only counted once for each day they are tested, regardless of whether multiple specimens are tested or multiple results are received. If a person has a positive specimen and a negative specimen in the same day, only the positive result is counted.



Percent positivity for new cases

The percent of positive results ranged from 12.24% to 18.36% over the past 2 weeks and was 12.64% yesterday.

This percent is the number of people who test PCR- or antigen-positive for the first time divided by all the people tested that day, excluding people who have previously tested positive.



Coronavirus: characteristics of 250,984 Florida resident cases

Data through Jul 10, 2020 verified as of Jul 11, 2020 at 09:25 AM

Data in this report are provisional and subject to change.

Age group	Cases		Hospitalizations		Deaths	
0-4 years	4,035	2%	90	0%	0	0%
5-14 years	8,564	3%	67	0%	2	0%
15-24 years	40,440	16%	440	2%	10	0%
25-34 years	51,779	21%	1,125	6%	23	1%
35-44 years	40,679	16%	1,688	9%	86	2%
45-54 years	38,650	15%	2,432	13%	176	4%
55-64 years	30,820	12%	3,171	18%	396	9%
65-74 years	18,205	7%	3,455	19%	852	20%
75-84 years	10,743	4%	3,138	17%	1,174	28%
85+ years	6,585	3%	2,417	13%	1,478	35%
Unknown	484	0%	0	0%	0	0%
Total	250,984		18,023		4,197	

Gender	Cases	
Female	127,112	51%
Male	122,464	49%
Unknown	1,408	1%
Total	250,984	

Ethnicity	Cases		Hospitalizations		Deaths	
Hispanic	67,418	27%	6,134	34%	1,095	26%
Non-Hispanic	84,940	34%	10,884	60%	2,791	66%
Unknown	98,626	39%	1,005	6%	311	7%
Total	250,984		18,023		4,197	

Race and ethnicity	Cases		Hospitalizations		Deaths	
White	101,556	40%	10,765	60%	2,859	68%
Hispanic	46,894	19%	4,506	25%	886	21%
Non-Hispanic	45,525	18%	5,914	33%	1,840	44%
Unknown	9,137	4%	345	2%	133	3%
Black	38,670	15%	4,688	26%	879	21%
Hispanic	1,841	1%	240	1%	29	1%
Non-Hispanic	32,370	13%	4,325	24%	821	20%
Unknown	4,459	2%	123	1%	29	1%
Other race	21,550	9%	1,972	11%	302	7%
Hispanic	12,492	5%	1,263	7%	160	4%
Non-Hispanic	5,265	2%	600	3%	118	3%
Unknown	3,793	2%	109	1%	24	1%
Unknown race	89,208	36%	598	3%	157	4%
Hispanic	6,191	2%	125	1%	20	0%
Non-Hispanic	1,780	1%	45	0%	12	0%
Unknown	81,237	32%	428	2%	125	3%
Total	250,984		18,023		4,197	

Hospitalization counts include anyone who was hospitalized at some point during their illness. It does not reflect the number of people currently hospitalized. **Other race** includes any person with a race of American Indian/Alaskan native, Asian, native Hawaiian/Pacific Islander, or other.

Coronavirus: deaths in Florida residents and staff of long-term care facilities

Data through Jul 10, 2020 verified as of Jul 11, 2020 at 09:25 AM

Data in this report are provisional and subject to change.

For current cases in residents or staff of long-term care facilities, please visit: <https://floridahealthcovid19.gov/>

County	Deaths		County	Deaths		County	Deaths	
Dade	547	26%	Alachua	10	0%	Levy	1	0%
Palm Beach	254	12%	Orange	10	0%	Monroe	1	0%
Broward	169	8%	Seminole	10	0%	Nassau	1	0%
Pinellas	167	8%	Osceola	9	0%	Okeechobee	1	0%
Lee	126	6%	Walton	9	0%	St. Johns	1	0%
Hillsborough	114	5%	Calhoun	6	0%	Sumter	1	0%
Manatee	91	4%	Lake	6	0%	Total	2,082	
Polk	77	4%	Brevard	5	0%			
Sarasota	65	3%	Gadsden	4	0%			
Charlotte	49	2%	Jefferson	4	0%			
Volusia	48	2%	Leon	4	0%			
Collier	40	2%	Okaloosa	4	0%			
Escambia	39	2%	Baker	3	0%			
Duval	36	2%	Madison	3	0%			
St. Lucie	34	2%	Marion	3	0%			
Clay	26	1%	Putnam	3	0%			
Suwannee	20	1%	Bradford	2	0%			
Hendry	18	1%	Hernando	2	0%			
Martin	17	1%	Citrus	1	0%			
Pasco	15	1%	Columbia	1	0%			
Washington	12	1%	Desoto	1	0%			
Indian River	11	1%	Hardee	1	0%			

Note: cases are summarized by the county of usual residence. Residents and staff may be cases associated with facilities that are not in their county of usual residence, resulting in cases being included below for counties that do not have facilities with known cases.

Coronavirus: characteristics of 254,511 cases

Data through Jul 10, 2020 verified as of Jul 11, 2020 at 09:25 AM

Data in this report are provisional and subject to change.

Tables below include cases in Florida residents and non-Florida residents.

All 67 Florida counties have cases:

County	FL resident		Non-FL resident	Total
Dade	60,229	24%	639	60,868
Broward	27,887	11%	366	28,253
Palm Beach	19,648	8%	199	19,847
Hillsborough	18,257	7%	103	18,360
Orange	16,343	7%	287	16,630
Duval	12,137	5%	150	12,287
Pinellas	10,512	4%	84	10,596
Lee	8,693	3%	155	8,848
Polk	6,957	3%	26	6,983
Collier	5,879	2%	89	5,968
Manatee	4,600	2%	32	4,632
Seminole	4,068	2%	15	4,083
Osceola	3,795	2%	66	3,861
Pasco	3,727	1%	21	3,748
Escambia	3,133	1%	529	3,662
Volusia	3,608	1%	26	3,634
Brevard	3,220	1%	17	3,237
St. Lucie	2,723	1%	16	2,739
Martin	2,662	1%	18	2,680
Sarasota	2,603	1%	38	2,641
Lake	2,369	1%	25	2,394
Leon	2,195	1%	51	2,246
Alachua	2,003	1%	40	2,043
St. Johns	1,764	1%	24	1,788
Clay	1,399	1%	4	1,403
Marion	1,397	1%	6	1,403
Hendry	1,163	0%		1,163
Indian River	1,146	0%	12	1,158
Santa Rosa	1,133	0%	9	1,142
Okaloosa	1,114	0%	16	1,130
Bay	1,068	0%	39	1,107
Charlotte	1,070	0%	4	1,074
Desoto	830	0%		830
Hernando	810	0%	8	818
Suwannee	708	0%	16	724

County	FL resident		Non-FL resident	Total
Putnam	693	0%	2	695
Sumter	617	0%	5	622
Hardee	590	0%	6	596
Jackson	571	0%	10	581
Gadsden	570	0%	4	574
Monroe	526	0%	18	544
Walton	485	0%	53	538
Citrus	523	0%		523
Okeechobee	514	0%	4	518
Highlands	514	0%	3	517
Nassau	461	0%	21	482
Flagler	464	0%	9	473
Columbia	457	0%	5	462
Hamilton	414	0%	3	417
Madison	314	0%	6	320
Unknown	57	0%	222	279
Liberty	273	0%		273
Levy	252	0%	3	255
Holmes	220	0%	5	225
Glades	200	0%		200
Calhoun	152	0%		152
Baker	151	0%		151
Washington	147	0%	4	151
Gilchrist	134	0%		134
Bradford	130	0%		130
Taylor	128	0%	2	130
Wakulla	119	0%	3	122
Union	109	0%		109
Dixie	106	0%		106
Gulf	83	0%	5	88
Jefferson	77	0%	3	80
Lafayette	53	0%		53
Franklin	30	0%	1	31
Total	250,984		3,527	254,511

Coronavirus: characteristics of 250,984 Florida resident cases

Data through Jul 10, 2020 verified as of Jul 11, 2020 at 09:25 AM

Data in this report are provisional and subject to change.

The table below includes the cities and counties of residence for cases in Florida residents based on the patient's ZIP Code.

Note that city is not always received as part of the initial notification and may be missing while the case is being investigated.

City and county	Cases
Miami, Dade	36,943
Orlando, Orange	12,309
Tampa, Hillsborough	11,395
Jacksonville, Duval	11,199
Hialeah, Dade	8,605
Fort Lauderdale, Broward	6,379
Hollywood, Broward	5,728
West Palm Beach, Palm Beach	4,727
Saint Petersburg, Pinellas	4,645
Homestead, Dade	4,287
Naples, Collier	3,787
Fort Myers, Lee	3,767
Pompano Beach, Broward	3,342
Bradenton, Manatee	3,198
Kissimmee, Osceola	3,054
Pensacola, Escambia	2,771
Lake Worth, Palm Beach	2,765
Boca Raton, Palm Beach	2,336
Lakeland, Polk	2,189
Tallahassee, Leon	2,167
Sarasota, Sarasota	1,947
Clearwater, Pinellas	1,938
Cape Coral, Lee	1,835
Miramar, Broward	1,812
Boynton Beach, Palm Beach	1,742
Lehigh Acres, Lee	1,741
Port Saint Lucie, St. Lucie	1,734
Miami Beach, Dade	1,715
Immokalee, Collier	1,711
Gainesville, Alachua	1,688
Miami Gardens, Dade	1,611
Winter Haven, Polk	1,498
Stuart, Martin	1,325
Opa Locka, Dade	1,317
Delray Beach, Palm Beach	1,283
Brandon, Hillsborough	1,249
Riverview, Hillsborough	1,093
Largo, Pinellas	1,062
Coral Springs, Broward	1,045
Lake Worth Beach, Palm Beach	1,032
Missing, Broward	1,001
Plant City, Hillsborough	990
Jupiter, Palm Beach	985
Ocala, Marion	979
Apopka, Orange	944
Melbourne, Brevard	922
Fort Pierce, St. Lucie	917
North Miami Beach, Dade	909
Davie, Broward	904
Sanford, Seminole	898
Sunrise, Broward	889
New Port Richey, Pasco	888
Saint Augustine, St. Johns	826
Deerfield Beach, Broward	821
Doral, Dade	795
Indiantown, Martin	788
Daytona Beach, Volusia	784
Winter Park, Orange	735
Palmetto, Manatee	733

Coronavirus: characteristics of 250,984 Florida resident cases

Data through Jul 10, 2020 verified as of Jul 11, 2020 at 09:25 AM

Data in this report are provisional and subject to change.

The table below includes the cities and counties of residence for cases in Florida residents based on the patient's ZIP Code.

Note that city is not always received as part of the initial notification and may be missing while the case is being investigated.

City and county	Cases
Vero Beach, Indian River	731
Panama City, Bay	729
Arcadia, Desoto	721
Royal Palm Beach, Palm Beach	706
Plantation, Broward	694
Orange Park, Clay	688
Oviedo, Seminole	675
Tamarac, Broward	669
North Miami, Dade	663
Altamonte Springs, Seminole	656
Palm Bay, Brevard	653
Deltona, Volusia	647
Palm Beach Gardens, Palm Beach	638
Belle Glade, Palm Beach	631
Winter Garden, Orange	630
Florida City, Dade	627
Clewiston, Hendry	621
Saint Cloud, Osceola	617
Deland, Volusia	616
Clermont, Lake	614
Live Oak, Suwannee	611
Bonita Springs, Lee	599
Land O Lakes, Pasco	595
Port Charlotte, Charlotte	585
Palm Harbor, Pinellas	583
Margate, Broward	569
Wesley Chapel, Pasco	565
Ocoee, Orange	556
Seminole, Pinellas	537
Davenport, Polk	530
Coral Gables, Dade	516
Hallandale, Broward	516
Pinellas Park, Pinellas	508
Okeechobee, Okeechobee	504
Lutz, Hillsborough	500
Coconut Creek, Broward	500
Wellington, Palm Beach	493
Longwood, Seminole	492
Spring Hill, Hernando	479
Ruskin, Hillsborough	476
Weston, Broward	476
North Lauderdale, Broward	475
Milton, Santa Rosa	474
Valrico, Hillsborough	465
Jacksonville Beach, Duval	456
Windermere, Orange	434
Oakland Park, Broward	428
Lake City, Columbia	425
Pembroke Pines, Broward	424
Fort Walton Beach, Okaloosa	424
Casselberry, Seminole	420
Wimauma, Hillsborough	407
Labelle, Hendry	404
Cocoa, Brevard	396
Lake Mary, Seminole	391
Missing, Palm Beach	388
Haines City, Polk	387
Tavares, Lake	386
Quincy, Gadsden	380

Coronavirus: characteristics of 250,984 Florida resident cases

Data through Jul 10, 2020 verified as of Jul 11, 2020 at 09:25 AM

Data in this report are provisional and subject to change.

The table below includes the cities and counties of residence for cases in Florida residents based on the patient's ZIP Code.

Note that city is not always received as part of the initial notification and may be missing while the case is being investigated.

City and county	Cases
Palatka, Putnam	372
Palm Coast, Flagler	367
Punta Gorda, Charlotte	361
Aventura, Dade	360
Winter Springs, Seminole	338
Zephyrhills, Pasco	331
Bartow, Polk	331
Leesburg, Lake	322
Miami Lakes, Dade	321
Jasper, Hamilton	318
Missing, Dade	314
South Miami, Dade	314
Maitland, Orange	312
Ormond Beach, Volusia	310
Tarpon Springs, Pinellas	304
Ponte Vedra Beach, St. Johns	301
Seffner, Hillsborough	300
South Bay, Palm Beach	297
Pahokee, Palm Beach	292
North Fort Myers, Lee	288
North Port, Sarasota	283
Middleburg, Clay	283
Auburndale, Polk	277
Loxahatchee, Palm Beach	277
Wauchula, Hardee	277
Kissimmee, Polk	275
Dade City, Pasco	274
Port Richey, Pasco	271
Lake Wales, Polk	265
Hudson, Pasco	260
Dunedin, Pinellas	258
Missing, Collier	257
Mulberry, Polk	253
Bristol, Liberty	249
Brooksville, Hernando	248
Fellsmere, Indian River	247
Riviera Beach, Palm Beach	246
The Villages, Sumter	235
Port Orange, Volusia	235
Holiday, Pasco	230
Cantonment, Escambia	230
Polk City, Polk	229
Orange City, Volusia	228
Saint Johns, St. Johns	228
Gulf Breeze, Santa Rosa	225
Merritt Island, Brevard	222
Palm City, Martin	220
Lantana, Palm Beach	218
Odessa, Hillsborough	215
Cooper City, Broward	214
Eustis, Lake	214
Missing, Hillsborough	214
Sebring, Highlands	212
Dover, Hillsborough	212
Crestview, Okaloosa	210
Dania, Broward	210
Titusville, Brevard	209
Green Cove Springs, Clay	207
Bonifay, Holmes	204

Coronavirus: characteristics of 250,984 Florida resident cases

Data through Jul 10, 2020 verified as of Jul 11, 2020 at 09:25 AM

Data in this report are provisional and subject to change.

The table below includes the cities and counties of residence for cases in Florida residents based on the patient's ZIP Code.

Note that city is not always received as part of the initial notification and may be missing while the case is being investigated.

City and county	Cases
Fernandina Beach, Nassau	203
Key West, Monroe	203
Defuniak Springs, Walton	201
Venice, Sarasota	201
Estero, Lee	200
Atlantic Beach, Duval	197
Madison, Madison	187
Navarre, Santa Rosa	187
Moore Haven, Glades	185
Lauderhill, Broward	183
Rockledge, Brevard	182
Marianna, Jackson	180
Gibsonton, Hillsborough	179
Pinecrest, Dade	179
Sneads, Jackson	179
Avon Park, Highlands	176
Wilton Manors, Broward	175
Destin, Okaloosa	172
Hobe Sound, Martin	172
Fleming Island, Clay	170
Parrish, Manatee	170
Debary, Volusia	169
Missing, Orange	167
Sarasota, Manatee	166
Panama City Beach, Bay	164
Oldsmar, Pinellas	161
New Smyrna Beach, Volusia	159
Frostproof, Polk	158
Bushnell, Sumter	157
Groveland, Lake	157
Missing, Duval	156
Lauderdale Lakes, Broward	153
Crescent City, Putnam	152
Santa Rosa Beach, Walton	151
Key Biscayne, Dade	150
Mount Dora, Lake	148
Palm Springs, Palm Beach	147
Apollo Beach, Hillsborough	146
Ponte Vedra, St. Johns	146
Fort Meade, Polk	146
Parkland, Broward	145
Inverness, Citrus	145
Safety Harbor, Pinellas	144
Missing, Pasco	142
Lithia, Hillsborough	136
Bowling Green, Hardee	130
Sun City Center, Hillsborough	128
Ellenton, Manatee	128
Missing, Polk	118
Missing, Hardee	115
Sebastian, Indian River	115
North Palm Beach, Palm Beach	114
Pace, Santa Rosa	113
Perry, Taylor	109
Missing, Hendry	108
Chiefland, Levy	107
Chipley, Washington	107
Missing, St. Johns	105
Neptune Beach, Duval	103

Coronavirus: characteristics of 250,984 Florida resident cases

Data through Jul 10, 2020 verified as of Jul 11, 2020 at 09:25 AM

Data in this report are provisional and subject to change.

The table below includes the cities and counties of residence for cases in Florida residents based on the patient's ZIP Code.

Note that city is not always received as part of the initial notification and may be missing while the case is being investigated.

City and county	Cases
Lynn Haven, Bay	103
Jacksonville, St. Johns	103
Macclenny, Baker	102
Alachua, Alachua	102
Niceville, Okaloosa	102
Cocoa Beach, Brevard	101
Jensen Beach, Martin	101
Missing, Lee	100
Summerfield, Marion	99
Crawfordville, Wakulla	99
Blountstown, Calhoun	96
Palmetto Bay, Dade	96
Yulee, Nassau	94
Trenton, Gilchrist	94
Missing, Santa Rosa	93
Starke, Bradford	92
Key Largo, Monroe	90
Missing, Desoto	89
Crystal River, Citrus	88
Satellite Beach, Brevard	87
Missing, Madison	84
Clearwater Beach, Pinellas	82
Edgewater, Volusia	81
Missing, Citrus	81
Jennings, Hamilton	80
Missing, Brevard	80
Thonotosassa, Hillsborough	80
Newberry, Alachua	79
Holly Hill, Volusia	78
Callahan, Nassau	76
Belleview, Marion	74
Minneola, Lake	74
Mascotte, Lake	73
Carol City, Dade	72
Shalimar, Okaloosa	72
Pierson, Volusia	72
Missing, Marion	71
Missing, Osceola	71
Wildwood, Sumter	69
Lake Placid, Highlands	69
Lake Alfred, Polk	69
Englewood, Charlotte	67
Myakka City, Manatee	67
Dunnellon, Marion	67
Williston, Levy	66
West Melbourne, Brevard	66
Missing, St. Lucie	66
Avon Park, Polk	65
Lady Lake, Lake	64
Lake Park, Palm Beach	63
Spring Hill, Pasco	63
Havana, Gadsden	61
Old Town, Dixie	61
Tavernier, Monroe	60
Missing, Volusia	60
Marathon, Monroe	60
Monticello, Jefferson	60
Zolfo Springs, Hardee	59
Mary Esther, Okaloosa	59

Coronavirus: characteristics of 250,984 Florida resident cases

Data through Jul 10, 2020 verified as of Jul 11, 2020 at 09:25 AM

Data in this report are provisional and subject to change.

The table below includes the cities and counties of residence for cases in Florida residents based on the patient's ZIP Code.

Note that city is not always received as part of the initial notification and may be missing while the case is being investigated.

City and county	Cases
Tequesta, Palm Beach	58
Gulfport, Pinellas	57
Missing, Jackson	57
Homosassa, Citrus	57
Palm Beach, Palm Beach	57
Sorrento, Lake	56
Indialantic, Brevard	56
De Leon Springs, Volusia	55
Medley, Dade	55
Chuluota, Seminole	55
Geneva, Seminole	53
Missing, Sarasota	52
Southwest Ranches, Broward	52
Ave Maria, Collier	51
Trinity, Pasco	51
Lake Butler, Union	51
Gotha, Orange	51
Marco Island, Collier	51
Missing, Martin	51
Graceville, Jackson	50
Missing, Indian River	49
Nokomis, Sarasota	49
Missing, Seminole	49
Missing, Highlands	48
Mayo, Lafayette	47
Freeport, Walton	47
Missing, Hernando	46
Cape Canaveral, Brevard	46
Hilliard, Nassau	45
Alva, Lee	44
Missing, Monroe	43
Port Saint Joe, Gulf	42
Eagle Lake, Polk	42
Missing, Pinellas	42
Fort Myers Beach, Lee	42
Midway, Gadsden	42
Montverde, Lake	41
Flagler Beach, Flagler	41
Mims, Brevard	41
Kenneth City, Pinellas	40
Miramar Beach, Walton	40
Missing, Escambia	39
Missing, Manatee	38
Molino, Escambia	38
Cross City, Dixie	38
Rotunda West, Charlotte	38
Bronson, Levy	38
Fruitland Park, Lake	37
Englewood, Sarasota	37
Beverly Hills, Citrus	37
High Springs, Alachua	36
Interlachen, Putnam	36
Umatilla, Lake	36
East Palatka, Putnam	35
Greenacres, Palm Beach	35
Raiford, Union	34
Indian Rocks Beach, Pinellas	34
Altha, Calhoun	34
Archer, Alachua	34

Coronavirus: characteristics of 250,984 Florida resident cases

Data through Jul 10, 2020 verified as of Jul 11, 2020 at 09:25 AM

Data in this report are provisional and subject to change.

The table below includes the cities and counties of residence for cases in Florida residents based on the patient's ZIP Code.

Note that city is not always received as part of the initial notification and may be missing while the case is being investigated.

City and county	Cases
Jay, Santa Rosa	34
West Miami, Dade	34
Oxford, Sumter	34
Belle Isle, Orange	33
Missing, Lake	32
South Daytona, Volusia	32
Bunnell, Flagler	32
Weeki Wachee, Hernando	32
O Brien, Suwannee	32
Lakewood Ranch, Manatee	32
Oakland, Orange	31
Hernando, Citrus	31
Chattahoochee, Gadsden	31
Missing, Unknown	31
Missing, Nassau	31
Greenwood, Jackson	30
Seville, Volusia	30
Viera, Brevard	30
Zellwood, Orange	30
Coconut Grove, Dade	29
Keystone Heights, Clay	29
Fort White, Columbia	29
Lecanto, Citrus	29
South Pasadena, Pinellas	29
Bell, Gilchrist	29
Melbourne Beach, Brevard	29
Dundee, Polk	28
Lake Panasoffkee, Sumter	28
Islamorada, Monroe	28
El Portal, Dade	28
Wewahitchka, Gulf	27
Hastings, St. Johns	26
Cutler Bay, Dade	26
Bal Harbour, Dade	26
Sanibel, Lee	25
Surfside, Dade	24
Branford, Suwannee	24
Gretna, Gadsden	24
Indian Harbour Beach, Brevard	24
Osprey, Sarasota	24
Christmas, Orange	24
Biscayne Park, Dade	24
Baker, Okaloosa	23
Citra, Marion	23
Pomona Park, Putnam	23
Cottdale, Jackson	23
Dunnellon, Citrus	23
Missing, Flagler	23
Webster, Sumter	22
Grand Island, Lake	22
Lawtey, Bradford	22
Sanderson, Baker	22
Missing, Gadsden	22
Florida Dept Of Corrections, Union	22
Hallandale Beach, Broward	21
Missing, Leon	21
Celebration, Osceola	21
Missing, Okaloosa	21
Elkton, St. Johns	20

Coronavirus: characteristics of 250,984 Florida resident cases

Data through Jul 10, 2020 verified as of Jul 11, 2020 at 09:25 AM

Data in this report are provisional and subject to change.

The table below includes the cities and counties of residence for cases in Florida residents based on the patient's ZIP Code.

Note that city is not always received as part of the initial notification and may be missing while the case is being investigated.

City and county	Cases
Citrus Springs, Citrus	20
Vernon, Washington	20
Felda, Hendry	20
Lake Hamilton, Polk	20
Missing, Walton	20
San Antonio, Pasco	20
Center Hill, Sumter	20
Century, Escambia	20
Hawthorne, Alachua	20
Malabar, Brevard	20
Greenville, Madison	20
Mcalpin, Suwannee	19
Satsuma, Putnam	19
Lauderdale By The Sea, Broward	18
Howey-In-The-Hills, Lake	18
Ocklawaha, Marion	18
Grand Ridge, Jackson	18
Sunny Isles Beach, Dade	18
Melrose, Putnam	18
Lee, Madison	17
Silver Springs, Marion	17
Southport, Bay	17
Missing, Levy	17
Hypoluxo, Palm Beach	17
Fern Park, Seminole	17
Juno Beach, Palm Beach	17
Coleman, Sumter	17
Missing, Clay	17
Miami Springs, Dade	17
Canal Point, Palm Beach	17
Atlantis, Palm Beach	17
Princeton, Dade	17
Madeira Beach, Pinellas	16
Lake Helen, Volusia	16
Reddick, Marion	16
Poinciana, Polk	16
Patrick Air Force Base, Brevard	16
Youngstown, Bay	15
Hialeah Gardens, Dade	15
Unknown, Orange	15
Ochopee, Collier	15
Bokeelia, Lee	15
Temple Terrace, Hillsborough	15
The Villages, Lake	15
Glen Saint Mary, Baker	15
Hosford, Liberty	14
Missing, Bay	14
Grant-Valkaria, Brevard	14
Big Pine Key, Monroe	14
Missing, Sumter	14
Bradenton Beach, Manatee	14
North Bay Village, Dade	14
Malone, Jackson	14
Inlet Beach, Walton	14
Belleair Beach, Pinellas	14
White Springs, Hamilton	14
Morrison, Levy	14
Osteen, Volusia	14
Carrollwood, Hillsborough	13

Coronavirus: characteristics of 250,984 Florida resident cases

Data through Jul 10, 2020 verified as of Jul 11, 2020 at 09:25 AM

Data in this report are provisional and subject to change.

The table below includes the cities and counties of residence for cases in Florida residents based on the patient's ZIP Code.

Note that city is not always received as part of the initial notification and may be missing while the case is being investigated.

City and county	Cases
Kendall, Dade	13
Missing, Jefferson	13
Apalachicola, Franklin	13
Babson Park, Polk	13
Alford, Jackson	13
Mcdavid, Escambia	13
Missing, Gulf	13
Yalaha, Lake	13
Naranja, Dade	13
Missing, Washington	13
Belleair, Pinellas	12
Missing, Calhoun	12
Sweetwater, Dade	12
Alafaya, Orange	12
Missing, Baker	11
Hollister, Putnam	11
Odessa, Pasco	11
Micanopy, Alachua	11
Laurel Hill, Okaloosa	11
Crystal Beach, Pinellas	11
Bryceville, Nassau	11
Weirsdale, Marion	11
Astor, Lake	11
Lake Suzy, Desoto	10
Summerland Key, Monroe	10
Sumterville, Sumter	10
Village Of Palmetto Bay, Dade	10
West Park, Broward	10
Missing, Okeechobee	10
Nocatee, Desoto	10
Missing, Gilchrist	10
Saint James City, Lee	10
Haverhill, Palm Beach	10
Fort Denaud, Hendry	10
Missing, Liberty	10
Singer Island, Palm Beach	10
Lady Lake, Sumter	10
Miami Shores, Dade	10
Greensboro, Gadsden	10
Eastpoint, Franklin	10
Anthony, Marion	10
Lighthouse Point, Broward	10
Barefoot Bay, Brevard	9
Astatula, Lake	9
Edgewood, Orange	9
Okahumpka, Lake	9
San Mateo, Putnam	9
Steinhatchee, Taylor	9
Waverly, Polk	9
Floral City, Citrus	9
Missing, Holmes	9
Ona, Hardee	9
Holmes Beach, Manatee	9
Wellborn, Suwannee	9
Placida, Charlotte	9
Longboat Key, Manatee	9
Missing, Suwannee	9
Eglin Air Force Base, Okaloosa	9
Baldwin, Duval	8

Coronavirus: characteristics of 250,984 Florida resident cases

Data through Jul 10, 2020 verified as of Jul 11, 2020 at 09:25 AM

Data in this report are provisional and subject to change.

The table below includes the cities and counties of residence for cases in Florida residents based on the patient's ZIP Code.

Note that city is not always received as part of the initial notification and may be missing while the case is being investigated.

City and county	Cases
Paisley, Lake	8
Heathrow, Seminole	8
Callaway, Bay	8
Bay Harbor Islands, Dade	8
Waldo, Alachua	8
Stock Island, Monroe	8
Winter Park, Seminole	8
Fountain, Bay	8
Fruit Cove, St. Johns	8
Oak Hill, Volusia	8
Golden Beach, Dade	8
Sopchoppy, Wakulla	8
Clarksville, Calhoun	7
Kissimmee, Orange	7
Missing, Glades	7
Bellview, Escambia	7
Florahome, Putnam	7
Matlacha, Lee	7
Reunion, Osceola	7
Bayonet Point, Pasco	7
Altoona, Lake	7
Dania Beach, Broward	7
Santa Fe, Alachua	7
Balm, Hillsborough	7
Goulds, Dade	7
Terra Ceia, Manatee	6
Sun City, Hillsborough	6
Tioga, Alachua	6
Venus, Highlands	6
Valparaiso, Okaloosa	6
Treasure Island, Pinellas	6
Pensacola Beach, Santa Rosa	6
Unknown, Dade	6
Missing, Charlotte	6
Missing, Wakulla	6
Sebastian, Brevard	6
Pinetta, Madison	6
Ponce Inlet, Volusia	6
Carrabelle, Franklin	6
North Redington Beach, Pinellas	6
La Crosse, Alachua	5
Brooker, Bradford	5
Tice, Lee	5
Saint Pete Beach, Pinellas	5
Kathleen, Polk	5
Lutz, Pasco	5
Labelle, Glades	5
Walnut Hill, Escambia	5
Westville, Holmes	5
Inglis, Levy	5
Missing, Dixie	5
Kindred, Osceola	5
Wahneta, Polk	5
Ocean Ridge, Palm Beach	5
Mangonia Park, Palm Beach	5
Missing, Bradford	5
Holt, Okaloosa	5
Highland City, Polk	4
Kenansville, Osceola	4

Coronavirus: characteristics of 250,984 Florida resident cases

Data through Jul 10, 2020 verified as of Jul 11, 2020 at 09:25 AM

Data in this report are provisional and subject to change.

The table below includes the cities and counties of residence for cases in Florida residents based on the patient's ZIP Code.

Note that city is not always received as part of the initial notification and may be missing while the case is being investigated.

City and county	Cases
Missing, Lafayette	4
Georgetown, Putnam	4
Bascom, Jackson	4
Missing, Alachua	4
Harmony, Osceola	4
Northdale, Hillsborough	4
Indian Lake Estates, Polk	4
Poinciana, Osceola	4
Destin, Walton	4
Hampton, Bradford	4
Long Boat Key, Manatee	4
Missing, Taylor	4
Penney Farms, Clay	4
Lamont, Jefferson	4
Homeland, Polk	4
Tyndall Air Force Base, Bay	4
Mango, Hillsborough	4
Mayport, Duval	4
Siesta Key, Sarasota	4
Tierra Verde, Pinellas	4
Ridge Manor, Pasco	3
Captiva, Lee	3
Belleair Bluffs, Pinellas	3
Miami, Unknown	3
Intercession City, Osceola	3
Kinard, Calhoun	3
Fort Mccoy, Marion	3
Candler, Marion	3
Caryville, Washington	3
Sydney, Hillsborough	3
Ponce De Leon, Walton	3
Azalea Park, Orange	3
East Lake, Marion	3
Plymouth, Orange	3
Palma Sola, Manatee	3
Palmdale, Glades	3
Bonifay, Washington	3
Cloud Lake, Palm Beach	3
Lehigh, Lee	3
Tallevast, Manatee	3
Wabasso, Indian River	3
Ybor City, Hillsborough	3
Eloise, Polk	3
Enterprise, Volusia	3
Centerville, Leon	3
Port Saint John, Brevard	3
Perrine, Dade	3
Altamonte Springs, Orange	3
Nobleton, Hernando	3
Lorida, Highlands	3
Dowling Park, Suwannee	3
Buena Ventura Lakes, Osceola	3
Campbellton, Jackson	3
Gulf Stream, Palm Beach	3
Elfers, Pasco	3
City Of Sunrise, Broward	3
Mayport Naval Housing, Duval	3
Perdido Key, Escambia	3
Oneco, Manatee	3

Coronavirus: characteristics of 250,984 Florida resident cases

Data through Jul 10, 2020 verified as of Jul 11, 2020 at 09:25 AM

Data in this report are provisional and subject to change.

The table below includes the cities and counties of residence for cases in Florida residents based on the patient's ZIP Code.

Note that city is not always received as part of the initial notification and may be missing while the case is being investigated.

City and county	Cases
Westchase, Hillsborough	3
Union Park, Orange	2
Miromar Lakes, Lee	2
Missing, Putnam	2
Mount Plymouth, Lake	2
Fpo, Duval	2
Eaton Park, Polk	2
Braden River, Manatee	2
Lake Butler, Bradford	2
Miami, Martin	2
At Large, Broward	2
Celebration, Orange	2
Goodland, Collier	2
Durant, Hillsborough	2
Saint Leo, Pasco	2
Sand Lake, Orange	2
West Palm Beach, Unknown	2
Hernando Beach, Hernando	2
Hiawassee, Orange	2
Gulf Breeze, Escambia	2
Homeless, Hillsborough	2
Key Colony Beach, Monroe	2
Lacoochee, Pasco	2
Lamont, Taylor	2
Land O Lakes, Hillsborough	2
Maxville, Duval	2
Sugarloaf, Monroe	2
Unknown, Seminole	2
Steinhatchee, Dixie	2
Saint Marks, Wakulla	2
San Carlos Park, Lee	2
Pompano Beach, Unknown	2
Rubonia, Manatee	2
Longboat Key, Sarasota	2
Homosassa Springs, Citrus	2
Earleton, Alachua	2
Eatonville, Orange	2
Aloma, Orange	2
Branford, Lafayette	2
Davenport, Osceola	2
Alturas, Polk	2
Dinsmore, Duval	2
Daytpma, Unknown	2
Lake Harbor, Palm Beach	2
Florida State University, Leon	2
Forest City, Orange	2
Paxton, Walton	2
Yankeetown, Levy	2
Cudjoe Key, Monroe	2
Cutler Ridge, Dade	2
Bay Pines, Pinellas	2
Anna Maria, Manatee	2
Lealman, Pinellas	2
Missing, Hamilton	2
Panacea, Wakulla	2
Bradley, Polk	2
Boca Grande, Lee	2
Fisher Island, Dade	2
Graceville, Holmes	2

Coronavirus: characteristics of 250,984 Florida resident cases

Data through Jul 10, 2020 verified as of Jul 11, 2020 at 09:25 AM

Data in this report are provisional and subject to change.

The table below includes the cities and counties of residence for cases in Florida residents based on the patient's ZIP Code.

Note that city is not always received as part of the initial notification and may be missing while the case is being investigated.

City and county	Cases
Inlet Beach, Bay	2
Pembroke Park, Broward	2
Pine Hills, Orange	2
Palm Shores, Brevard	2
Shady Grove, Taylor	2
Missing, Union	2
North Venice, Sarasota	2
Hawthorne, Putnam	2
Lockhart, Orange	2
Archer, Levy	2
Saint Lucie West, St. Lucie	2
University Park, Manatee	2
West Villages, Sarasota	2
West Bradenton, Manatee	1
Wintergarden, Orange	1
Unknown, Broward	1
Valkaria, Brevard	1
Venice, Hillsborough	1
Tallahassee, Unknown	1
The Villages, Marion	1
Seven Springs, Pasco	1
River Ranch, Polk	1
Port Everglades, Broward	1
Quail Heights, Dade	1
Ramrod Key, Monroe	1
Palm Beach Shores, Palm Beach	1
Orlando, Columbia	1
Boca Raton, Orange	1
Bagdad, Santa Rosa	1
Crescent City, Unknown	1
Hallandale Beach, Unknown	1
Immokalee, Lee	1
Indian Shores, Pinellas	1
Fort Lauderdale, Unknown	1
Ferndale, Lake	1
Loxahatchee Groves, Palm Beach	1
Jensen Beach, St. Lucie	1
Jupiter, Duval	1
Lake Como, Putnam	1
Lake Monroe, Seminole	1
Laud-By-The-Sea, Broward	1
Okeechobee, St. Lucie	1
Oklawaha, Marion	1
Olustee, Baker	1
Orlando, Seminole	1
Milton, Escambia	1
Sewalls Point, Martin	1
San Antonio, Unknown	1
Parker, Bay	1
Tewksbury, Orange	1
Unknown, Columbia	1
Unknown, Palm Beach	1
Watersound, Walton	1
Welaka, Putnam	1
Wesley Chapel, Alachua	1
South Daytona Beach, Volusia	1
Tampa, Pinellas	1
Tangerine, Orange	1
Sunny Hills, Washington	1

Coronavirus: characteristics of 250,984 Florida resident cases

Data through Jul 10, 2020 verified as of Jul 11, 2020 at 09:25 AM

Data in this report are provisional and subject to change.

The table below includes the cities and counties of residence for cases in Florida residents based on the patient's ZIP Code.

Note that city is not always received as part of the initial notification and may be missing while the case is being investigated.

City and county	Cases
Switzerland, St. Johns	1
Tampa Palms, Hillsborough	1
Jacksonville, Unknown	1
Hallandale Beach, Broward	1
FI, Dade	1
Fellsmere, Brevard	1
Doctors Inlet, Clay	1
Miamf, Dade	1
Leesburg, Sumter	1
Manalapan, Palm Beach	1
Buckingham, Lee	1
Bay Lake, Orange	1
Beverly Beach, Flagler	1
Aollywoss, Dade	1
Arnondale, Hillsborough	1
Estero, Collier	1
Cortez, Manatee	1
Clermont, Orange	1
Clermont, Polk	1
Ocala, Unknown	1
Saint Cloud, Manatee	1
Redington Beach, Pinellas	1
Town N Country, Hillsborough	1
Trilby, Pasco	1
South Fort Myers, Lee	1
Tampa, Orange	1
University Of Central FI, Orange	1
Valrico, Orange	1
Winterpark, Unknown	1
Maitland, Seminole	1
Live Oak, Columbia	1
Long Key, Monroe	1
Gibsonia, Polk	1
Greenacres, Unknown	1
Apopka, Unknown	1
Alligator Point, Wakulla	1
Bayshore Gardens, Manatee	1
Bonita Springs, Collier	1
Daytona Beach Shores, Volusia	1
Doral, Broward	1
Duette, Manatee	1
Crystal Springs, Pasco	1
Everglades City, Collier	1
Fort Charlotte, Charlotte	1
Woodville, Leon	1
Wimauma, Manatee	1
Saint Petersburg, Dade	1
Scottsmoor, Brevard	1
Smiawic, Dade	1
Orlando, Brevard	1
Loughman, Polk	1
Logwood, Seminole	1
Gastonia, Polk	1
Goldenrod, Seminole	1
Green Acres, Palm Beach	1
Lake City, Suwannee	1
Bostwick, Putnam	1
Bartow, Unknown	1
Champions Gate, Polk	1

Coronavirus: characteristics of 250,984 Florida resident cases

Data through Jul 10, 2020 verified as of Jul 11, 2020 at 09:25 AM

Data in this report are provisional and subject to change.

The table below includes the cities and counties of residence for cases in Florida residents based on the patient's ZIP Code.

Note that city is not always received as part of the initial notification and may be missing while the case is being investigated.

City and county	Cases
Chokoloskee, Collier	1
Cape Haze, Charlotte	1
Alva, Escambia	1
Bayou George, Bay	1
Clearwater, Pasco	1
Clewiston, Palm Beach	1
Homossa, Orange	1
Hudson, Pinellas	1
Jacksonville Naval Air Station, Duval	1
Jacksonville Naval Hospital, Duval	1
Gonzalez, Escambia	1
Kiiafai, Dade	1
Sanford, Orange	1
Sharpes, Brevard	1
Sorrento, Orange	1
Unknown, Unknown	1
Unable To Obtain, Palm Beach	1
University Of Tampa, Hillsborough	1
Perth Amboy, Hillsborough	1
Rivera Beach, Palm Beach	1
North Fort Myers, Charlotte	1
Watersound, Bay	1
Unknown, Volusia	1
Saint Johns, Duval	1
Pensacola Beach, Escambia	1
Pine Castle, Orange	1
Venice, Manatee	1
Westville, Walton	1
Miccosukee, Leon	1
Homeless, Monroe	1
Homeless, Pinellas	1
Hutchinson Island, St. Lucie	1
Ft Pierce, St. Lucie	1
Attached, Brevard	1
Alpharetta, Broward	1
Clarcona, Orange	1
Deltona, Seminole	1
West Delray Beach, Palm Beach	1
West Hollywood, Broward	1
Unknown Out Of Area, Palm Beach	1
Unknown, Duval	1
Seacrest, Bay	1
Point Washington, Walton	1
Pasadena, Pinellas	1
Pensacola Naval Hospital, Escambia	1
El Jobean, Charlotte	1
Franklin, Orange	1
Haines City, Orange	1
Clearwater, Hillsborough	1
Austin, Dade	1
Apo, Collier	1
Astor, Volusia	1
Mcintosh, Marion	1
Missing, Franklin	1
Mount Dora, Orange	1
New Church, Palm Beach	1
Jena, Taylor	1
Lauderhill, Unknown	1
Leisure City, Dade	1

Coronavirus: characteristics of 250,984 Florida resident cases

Data through Jul 10, 2020 verified as of Jul 11, 2020 at 09:25 AM

Data in this report are provisional and subject to change.

The table below includes the cities and counties of residence for cases in Florida residents based on the patient's ZIP Code.

Note that city is not always received as part of the initial notification and may be missing while the case is being investigated.

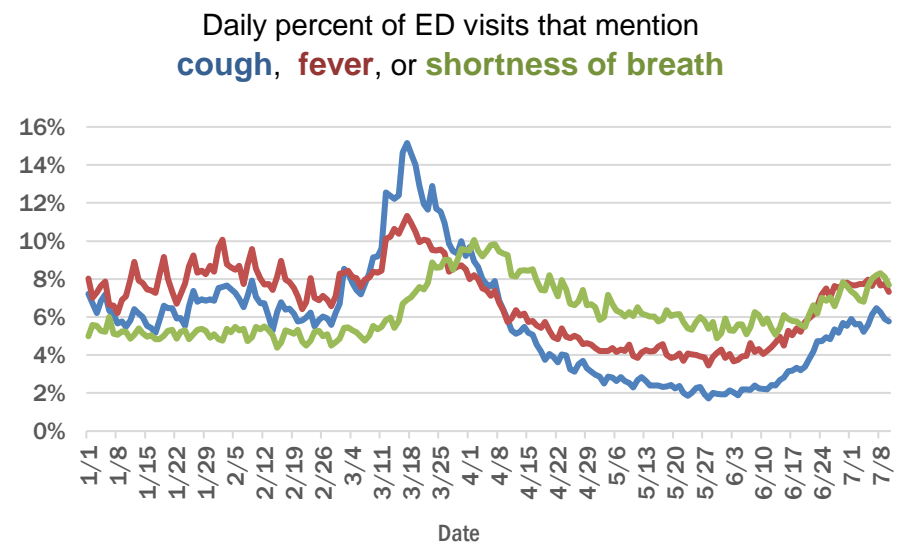
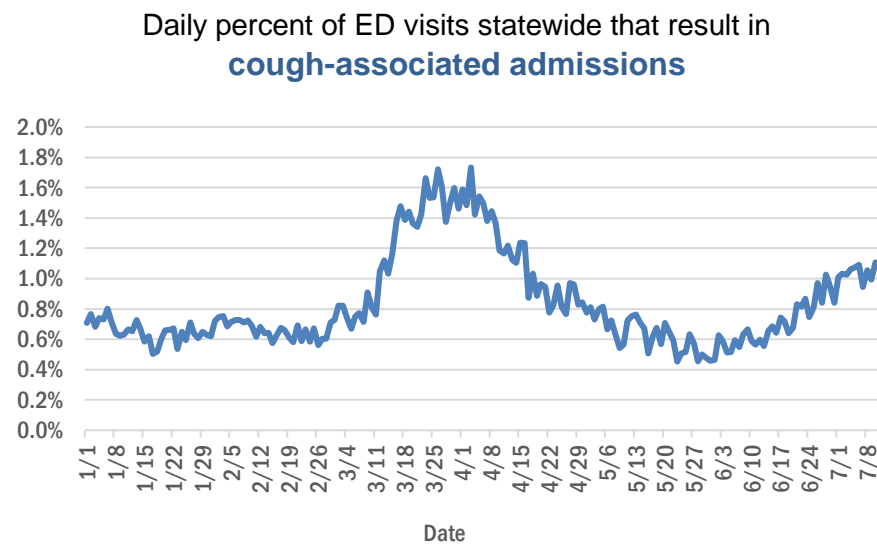
City and county	Cases
Litchfield Park, Unknown	1
Cypress Gardens, Polk	1
Cedar Key, Levy	1
Everglades National Park, Dade	1
Fanning Springs, Gilchrist	1
Fernandina, Nassau	1
Miamksaohes, Dade	1
Mexico Beach, Gulf	1
Miami Dade, Unknown	1
Key West Naval Air Station, Monroe	1
Hillsboro Beach, Broward	1
Holder, Citrus	1
Indian River Shores, Indian River	1
Indian Rock Beach, Pinellas	1
University Of Miami, Dade	1
Unknown, Manatee	1
Virginia Gardens, Dade	1
Wakulla Springs, Wakulla	1
Twentynine Palms, Broward	1
Unavailable/Unknown, Martin	1
Sarasota, Unknown	1
Salem, Taylor	1
Samoset, Manatee	1
South Palm Beach, Palm Beach	1
Okeechobee, Martin	1
New Smyrna, Volusia	1
Nichols, Polk	1
Pooler, Broward	1
Palma Ceia, Hillsborough	1
Windermere, Unknown	1
Xifamk, Dade	1
Total	250,984

Coronavirus: additional surveillance information

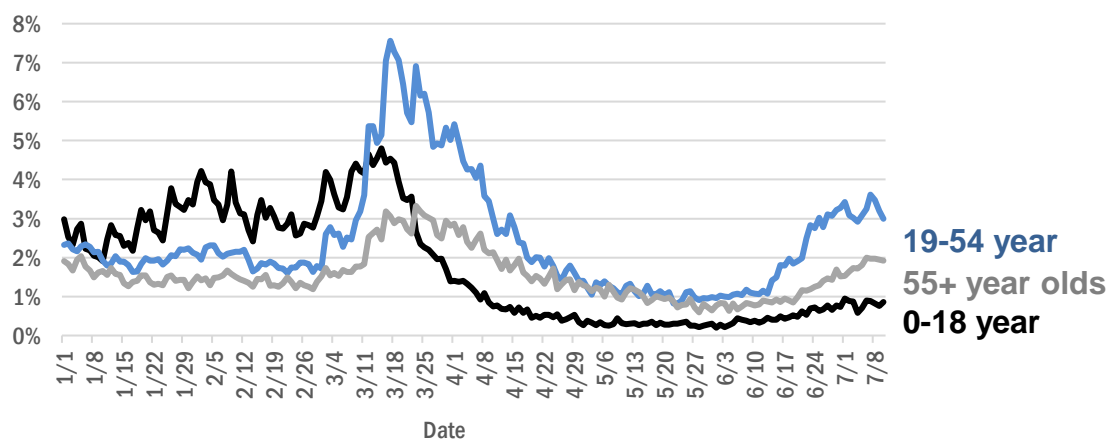
Data through Jul 10, 2020 verified as of Jul 11, 2020 at 09:25 AM

Data in this report are provisional and subject to change.

Statewide emergency department (ED) chief complaint and admission data



Daily percent of ED visits statewide that mention cough by age group



The Electronic Surveillance System for the Early Notification of Community-Based Epidemics (ESSENCE-FL) includes chief complaint data from 211 of 212 Florida EDs. Data are transmitted electronically to ESSENCE-FL daily or hourly.

Coronavirus: All persons with tests reported

Data through Jul 10, 2020 verified as of Jul 11, 2020 at 09:25 AM

Data in this report are provisional and subject to change.

The table below includes persons with laboratory results that the Department of Health has received electronically or by mail/fax for Florida residents and non-Florida residents.

County	Awaiting testing	Inconclusive	Negative	Positive	Percent positive	Total tested
Dade	181	644	344,749	60,868	15%	406,261
Broward	53	165	231,584	28,253	11%	260,002
Palm Beach	186	294	155,775	19,847	11%	175,916
Hillsborough	151	151	142,440	18,360	11%	160,951
Orange	230	205	152,816	16,630	10%	169,651
Duval	97	176	122,029	12,287	9%	134,492
Pinellas	49	62	107,307	10,596	9%	117,965
Lee	18	23	61,479	8,848	13%	70,350
Polk	25	60	54,014	6,983	11%	61,057
Collier	136	34	35,456	5,968	14%	41,458
Manatee	5	30	47,092	4,632	9%	51,754
Seminole	27	39	42,161	4,083	9%	46,283
Osceola	62	64	30,352	3,861	11%	34,277
Pasco	41	26	41,531	3,748	8%	45,305
Escambia	13	13	37,896	3,662	9%	41,571
Volusia	16	42	45,157	3,634	7%	48,833
Brevard	8	44	55,151	3,237	6%	58,432
St. Lucie	184	17	24,906	2,739	10%	27,662
Martin	41	26	16,927	2,680	14%	19,633
Sarasota	20	8	41,635	2,641	6%	44,284
Lake	47	23	39,541	2,394	6%	41,958
Leon	10	81	35,987	2,246	6%	38,314
Alachua		12	47,662	2,043	4%	49,717
St. Johns	59	28	24,690	1,788	7%	26,506
Clay	11	12	19,847	1,403	7%	21,262
Marion	179	8	27,818	1,403	5%	29,229
Hendry	1	9	4,853	1,163	19%	6,025
Indian River	30	8	16,775	1,158	6%	17,941
Santa Rosa	1	7	14,513	1,142	7%	15,662
Okaloosa	29	17	16,050	1,130	7%	17,197
Bay	2	23	9,648	1,107	10%	10,778
Charlotte	8	8	14,062	1,074	7%	15,144
Desoto	7	7	4,985	830	14%	5,822
Hernando	2	1	11,970	818	6%	12,789
Suwannee		3	4,254	724	15%	4,981
Putnam	2	2	7,609	695	8%	8,306
Sumter	25	10	10,777	622	5%	11,409
Hardee		1	2,614	596	19%	3,211
Jackson	2	11	5,592	581	9%	6,184
Gadsden	1	12	6,393	574	8%	6,979
Monroe	37	1	7,045	544	7%	7,590
Walton		3	4,200	538	11%	4,741
Citrus	5	4	11,822	523	4%	12,349
Okeechobee	1	3	3,938	518	12%	4,459
Highlands	5	19	10,303	517	5%	10,839
Nassau	11	8	8,871	482	5%	9,361
Flagler	3	9	9,367	473	5%	9,849
Columbia	3	5	6,718	462	6%	7,185

Coronavirus: All persons with tests reported

Data through Jul 10, 2020 verified as of Jul 11, 2020 at 09:25 AM

Data in this report are provisional and subject to change.

The table below includes persons with laboratory results that the Department of Health has received electronically or by mail/fax for Florida residents and non-Florida residents.

County	Awaiting testing	Inconclusive	Negative	Positive	Percent positive	Total tested
Hamilton	1	1	2,738	417	13%	3,156
Madison	1	4	2,256	320	12%	2,580
Unknown		13	3,081	279	8%	3,373
Liberty		2	2,296	273	11%	2,571
Levy		3	3,649	255	7%	3,907
Holmes	1	5	2,521	225	8%	2,751
Glades		1	558	200	26%	759
Calhoun	1	5	1,057	152	13%	1,214
Baker	6		2,796	151	5%	2,947
Washington	3	1	1,983	151	7%	2,135
Gilchrist		3	2,497	134	5%	2,634
Bradford	1	3	2,965	130	4%	3,098
Taylor	1	3	1,595	130	8%	1,728
Wakulla		3	2,701	122	4%	2,826
Union			2,530	109	4%	2,639
Dixie			1,524	106	7%	1,630
Gulf		4	2,136	88	4%	2,228
Jefferson		1	1,396	80	5%	1,477
Lafayette		1	638	53	8%	692
Franklin	1		1,510	31	2%	1,541
Total	2,040	2,511	2,220,788	254,511	10%	2,477,810

Coronavirus: testing by laboratory

Data through Jul 10, 2020 verified as of Jul 11, 2020 at 09:25 AM

Data in this report are provisional and subject to change.

The numbers in the table below represent the number for whom test results were received by the Department of Health. A person can be tested by more than one laboratory and can have both positive and negative results. **Therefore, the sum of the numbers in each column will be larger than the total number of people tested.**

Reporting lab	Inconclusive	Negative	Positive	Percent positive	Total
QUEST DIAGNOSTICS - TAMPA	1,346	453,310	54,043	11%	508,699
LABORATORY CORPORATION OF AMERICA	381	363,991	46,908	11%	411,280
BIO REFERENCE LABORATORIES, INC	1,399	293,552	42,884	13%	337,835
GENETWORX	654	193,889	11,053	5%	205,596
REALTOX LABS LLC	672	105,076	10,213	9%	115,961
NORTHWEST LABORATORY	68	99,624	2,304	2%	101,996
ADVENT HEALTH LAB	90	89,805	10,236	10%	100,131
MAYO CLINIC LABORATORIES	70	43,593	3,417	7%	47,080
BIOCOLLECTIONS WORLDWIDE, INC	50	38,690	5,623	13%	44,363
MEDICAL DIAGNOSTIC LABORATORIES	246	39,108	4,278	10%	43,632
BAYCARE LABORATORIES LLC	135	38,813	3,629	9%	42,577
QUEST DIAGNOSTICS NICHOLS INSTITUTE, INC.	115	37,335	3,861	9%	41,311
MEMORIAL REGIONAL HOSPITAL SOUTH	15	34,450	6,784	16%	41,249
ORLANDO REG MED CENTER CLINICAL LAB	277	31,728	3,329	9%	35,334
SACRED HEART HOSPITAL LABORATORY	2	32,406	2,763	8%	35,171
TAMPA GENERAL HOSPITAL	4	29,538	1,960	6%	31,502
TESTING MATTERS INC		26,688	3,455	11%	30,143
UF PATHLABS	33	29,120	750	3%	29,903
BPHL-JACKSONVILLE	7	25,475	4,360	15%	29,842
KORVALABS, INC	100	28,776	689	2%	29,565
DIATHERIX LABORATORIES		25,570	2,617	9%	28,187
JACKSON MEMORIAL HOSPITAL CLINICAL LAB	70	21,853	4,180	16%	26,103
ARUP LABORATORIES		23,503	1,335	5%	24,838
VIRACOR-EUROFINS LABORATORIES		18,528	5,651	23%	24,179
BPHL-MIAMI	163	17,663	3,155	15%	20,981
CURATIVE_LABS	355	16,950	492	3%	17,797
BPHL-TAMPA (SPECTRUM BLVD)	43	15,585	2,124	12%	17,752
SHANDS AT THE UNIVERSITY OF FLORIDA	3	16,950	598	3%	17,551
AIT LABORATORIES		13,490	1,345	9%	14,835
ST VINCENT'S MEDICAL CENTER - RIVERSIDE	1	12,707	1,179	8%	13,887
CAPE CORAL HOSPITAL CLINICAL LABORATORY		11,827	1,993	14%	13,820
LAKELAND REGIONAL MEDICAL CENTER	26	12,580	1,188	9%	13,794
WALGREENS	7	11,440	1,644	13%	13,091
BROWARD GENERAL MEDICAL CENTER-CLINICAL LAB	2	10,800	1,180	10%	11,982
BAPTIST HOSPITAL OF MIAMI CLINICAL LABORATORY	4	9,030	1,439	14%	10,473
STATLAB_MOBILE		9,444	637	6%	10,081
SHANDS JACKSONVILLE MEDICAL CENTER INC	26	8,911	530	6%	9,467
CLEVELAND CLINIC HOSPITAL LAB	3	8,612	707	8%	9,322
NAPLES COMMUNITY HOSPITAL	10	8,211	779	9%	9,000
FLORIDA HOSPITAL - TAMPA	5	8,264	568	6%	8,837
BAPTIST MEDICAL CENTER JACKSONVILLE	1	8,295	457	5%	8,753
ADVENTHEALTH DAYTONA BEACH	12	8,259	452	5%	8,723
ST JOSEPHS HOSPITAL LABORATORY	6	7,020	741	10%	7,767
LABCORP BURLINGTON (ELR)	2	7,413	210	3%	7,625
INTEGRATED REGIONAL LABORATORIES LLP		6,392	898	12%	7,290
PALMETTO GENERAL HOSPITAL LAB	2	5,724	1,526	21%	7,252
REAL DIAGNOSTICS	77	6,449	465	7%	6,991

Coronavirus: testing by laboratory

Data through Jul 10, 2020 verified as of Jul 11, 2020 at 09:25 AM

Data in this report are provisional and subject to change.

The numbers in the table below represent the number for whom test results were received by the Department of Health. A person can be tested by more than one laboratory and can have both positive and negative results. **Therefore, the sum of the numbers in each column will be larger than the total number of people tested.**

Reporting lab	Inconclusive	Negative	Positive	Percent positive	Total
MOUNT SINAI MEDICAL CENTER	2	6,166	551	8%	6,719
MORTON PLANT HOSPITAL-ADLER INSTITUTE	6	6,254	446	7%	6,706
JFK MEDICAL CENTER LAB		5,387	952	15%	6,339
SOUTH MIAMI HOSPITAL LAB	8	5,480	737	12%	6,225
SARASOTA MEMORIAL HOSPITAL MAIN LAB	12	5,772	441	7%	6,225
TALLAHASSEE MEMORIAL HOSPITAL	1	5,563	319	5%	5,883
SAINT MARY'S MEDICAL CENTER	5	5,080	711	12%	5,796
MEMORIAL REGIONAL HOSPITAL CLINICAL LABORATORY	5	5,377	399	7%	5,781
NORTH FLORIDA REGIONAL MEDICAL CENTER		5,134	332	6%	5,466
WELLINGTON REGIONAL MED CTR LAB	3	4,639	662	12%	5,304
BRANDON REGIONAL HOSPITAL		4,509	707	14%	5,216
FLORIDA HOSPITAL WATERMAN LABORATORY	9	4,820	274	5%	5,103
INDIAN RIVER MEDICAL CENTER LAB		4,904	198	4%	5,102
LARKIN COMMUNITY HOSPITAL	10	4,184	735	15%	4,929
NICKLAUS CHILDREN'S HOSPITAL	9	4,041	544	12%	4,594
BAPTIST HOSPITAL OF MIAMI MOLECULAR DIAGNOSTICS	40	4,032	483	11%	4,555
HOMESTEAD HOSPITAL CLINICAL LABORATORY		3,572	809	18%	4,381
ST ANTHONY'S HOSPITAL LAB	9	3,862	493	11%	4,364
DELRAY MEDICAL CENTER	2	3,829	481	11%	4,312
JUPITER MEDICAL CENTER LAB	7	3,761	540	13%	4,308
AEGIS SCIENCES CORPORATION	26	4,106	163	4%	4,295
ECCO LAB GROUP CO	114	3,329	737	18%	4,180
ARNOLD PALMER MEDICAL CENTER CLINICAL LAB		3,999	67	2%	4,066
WEST KENDALL BAPTIST HOSPITAL LABORATORY	2	3,301	619	16%	3,922
MEMORIAL HOSPITAL JACKSONVILLE	8	3,232	674	17%	3,914
WINTER HAVEN HOSPITAL CLINICAL LABORATORY	1	3,261	541	14%	3,803
ST JOSEPHS HOSPITAL SOUTH LABORATORY	2	3,250	441	12%	3,693
ELABNETWORK		3,257	385	11%	3,642
MEASE COUNTRYSIDE LAB		3,256	296	8%	3,552
OSCEOLA REGIONAL MEDICAL CENTER	1	2,990	454	13%	3,445
GOOD SAMARITAN MEDICAL CENTER LAB	1	2,884	493	15%	3,378
NEW YORK STATE ELR - SUNRISE MEDICAL LABORATORIES		3,288	77	2%	3,365
QUEST DIAGNOSTICS NICHOLS INSTITUTE - SJC (ELR)	4	2,965	386	12%	3,355
ORANGE PARK MEDICAL CENTER	4	2,678	612	19%	3,294
GULF COAST MEDICAL CENTER MICROLAB		2,451	775	24%	3,226
BAPTIST MEDICAL CENTER SOUTH		2,984	216	7%	3,200
MEMORIAL HOSPITAL WEST LABORATORY SERVICES	7	2,800	270	9%	3,077
LAWNWOOD REGIONAL MEDICAL CENTER		2,695	332	11%	3,027
MANATEE MEMORIAL HOSPITAL		2,643	278	10%	2,921
FLORIDA HOSPITAL HEARTLAND MED CTR CLINICAL LAB	1	2,703	157	5%	2,861
WEST BOCA MEDICAL CENTER LAB		2,585	275	10%	2,860
CLEVELAND CLINIC MARTIN SOUTH HOSPITAL		2,627	211	7%	2,838
Lee Memorial Hospital		2,336	483	17%	2,819
HEALTH PARK MEDICAL CENTER CLINICAL LAB		2,254	553	20%	2,807

Coronavirus: testing by laboratory

Data through Jul 10, 2020 verified as of Jul 11, 2020 at 09:25 AM

Data in this report are provisional and subject to change.

The numbers in the table below represent the number for whom test results were received by the Department of Health. A person can be tested by more than one laboratory and can have both positive and negative results. **Therefore, the sum of the numbers in each column will be larger than the total number of people tested.**

Reporting lab	Inconclusive	Negative	Positive	Percent positive	Total
WESTSIDE REGIONAL MED CTR	1	2,404	400	14%	2,805
MOFFITT CANCER CENTER	5	2,777	19	1%	2,801
BROWARD HEALTH NORTH CLINICAL LABORATORY		2,461	330	12%	2,791
HALIFAX MEDICAL CENTER LAB	3	2,418	331	12%	2,752
AVENTURA HOSPITAL LAB		2,080	671	24%	2,751
NCH NORTH NAPLES HOSPITAL LAB		2,462	283	10%	2,745
PALM BEACH GARDENS MEDICAL CTR LAB		2,431	253	9%	2,684
CORAL SPRINGS MED CTR		2,462	217	8%	2,679
FLORIDA HOSPITAL WESLEY CHAPEL	1	2,466	210	8%	2,677
DOCTORS HOSPITAL	2	2,180	481	18%	2,663
NORTH SHORE MEDICAL CENTER		2,055	595	22%	2,650
MERCY HOSPITAL A CAMPUS OF PLANTATION GEN HOSP LAB		2,087	541	21%	2,628
LARGO MEDICAL CENTER		2,297	318	12%	2,615
CORAL GABLES HOSPITAL CLINICAL LABORATORY		2,077	518	20%	2,595
MARTIN HOSPITAL SOUTH LAB		2,504	90	3%	2,594
OAK HILL HOSPITAL		2,391	171	7%	2,562
BAPTIST HOSPITAL LABORATORY	4	2,246	297	12%	2,547
WEST FLORIDA HOSPITAL LAB		2,078	450	18%	2,528
PALMS WEST HOSPITAL LAB		2,047	481	19%	2,528
BETHESDA HOSPITAL EAST		2,209	247	10%	2,456
FLORIDA HOSPITAL ZEPHYRHILLS		2,237	133	6%	2,370
NORTHWEST MEDICAL CENTER		1,897	414	18%	2,311
BLAKE MEDICAL CENTER		1,883	333	15%	2,216
FLORIDA HOSPITAL FLAGLER	2	2,085	101	5%	2,188
FLORIDA MEDICAL CENTER - A CAMPUS OF NORTH SHORE	2	1,816	328	15%	2,146
REGIONAL MEDICAL CENTER BAYONET POINT	1	1,963	129	6%	2,093
NEMOURS CHILDRENS HOSPITAL		2,009	38	2%	2,047
MARTIN MEMORIAL HEALTH SYSTEM LABORATORY		1,880	154	8%	2,034
Capital Regional Medical Ctr		1,723	291	14%	2,014
MEDICAL CENTER OF TRINITY CLINICAL LABORATORY		1,704	266	14%	1,970
MORTON PLANT-MEASE		1,832	125	6%	1,957
IMPERIAL POINT MEDICAL CENTER		1,786	168	9%	1,954
ST JOSEPHS NORTH HOSPITAL LAB		1,745	201	10%	1,946
NORTHSIDE HOSPITAL AND HEART INSTITUTE		1,660	272	14%	1,932
CARDIOTROPIC LABS		1,492	391	21%	1,883
FLORIDA HOSPITAL OF CARROLLWOOD		1,632	239	13%	1,871
PLANTATION GENERAL HOSPITAL		1,399	395	22%	1,794
BAPTIST MEDICAL CENTER - BEACHES		1,689	92	5%	1,781
OCALA REGIONAL MEDICAL CENTER		1,636	113	6%	1,749
DR. P. PHILLIPS HOSPITAL		1,722	24	1%	1,746
LAKE CITY MEDICAL CENTER		1,395	317	19%	1,712
FLORIDA HOSPITAL DELAND		1,454	236	14%	1,690
LAKWOOD RANCH MEDICAL CENTER		1,557	132	8%	1,689
WESTCHESTER HOSPITAL	11	1,409	260	15%	1,680
SOUTH FLORIDA BAPTIST HOSPITAL MICRO	1	1,386	213	13%	1,600

Coronavirus: testing by laboratory

Data through Jul 10, 2020 verified as of Jul 11, 2020 at 09:25 AM

Data in this report are provisional and subject to change.

The numbers in the table below represent the number for whom test results were received by the Department of Health. A person can be tested by more than one laboratory and can have both positive and negative results. **Therefore, the sum of the numbers in each column will be larger than the total number of people tested.**

Reporting lab	Inconclusive	Negative	Positive	Percent positive	Total
CENTRAL FLORIDA REGIONAL HOSPITAL		1,401	190	12%	1,591
SOUTH LAKE HOSPITAL CLINICAL LAB		1,555	25	2%	1,580
ST LUCIE MEDICAL CENTER		1,332	225	14%	1,557
QUEST DIAGNOSTICS - WEST HILLS		1,480	49	3%	1,529
OPTEO LABORATORY		1,500	24	2%	1,524
APPLIED INGENUITY DIAGNOSTICS LLC		1,426	44	3%	1,470
GULF COAST MEDICAL CENTER LAB		1,291	171	12%	1,462
MEMORIAL HOSPITAL- MIRAMAR	6	1,346	98	7%	1,450
BAPTIST MEDICAL CENTER - NASSAU		1,372	57	4%	1,429
LEESBURG REGIONAL MEDICAL CENTER		1,264	119	9%	1,383
FLORIDA HOSPITAL NORTH PINELLAS	5	1,291	76	6%	1,372
LEE HEALTH COCONUT POINT CLINICAL LAB	1	1,130	230	17%	1,361
MEMORIAL HOSPITAL MICRO		1,217	129	10%	1,346
ST VINCENT'S MEDICAL CENTER - SOUTHSIDE		1,304	25	2%	1,329
PHYSICIANS REGIONAL MEDICAL CENTER - PINE RIDGE RD		1,086	229	17%	1,315
POINCIANA MEDICAL CENTER		988	297	23%	1,285
UNIVERSITY HOSPITAL AND MEDICAL CENTER		1,006	271	21%	1,277
HIALEAH HOSPITAL	3	932	338	27%	1,273
MEMORIAL HOSPITAL PEMBROKE	2	1,125	121	10%	1,248
WEST PALM HOSPITAL LAB		1,083	161	13%	1,244
UNIVERSITY OF MIAMI HOSPITAL	5	820	415	33%	1,240
ST PETERSBURG GENERAL HOSPITAL		875	342	28%	1,217
QUEST DIAGNOSTICS	2	995	211	17%	1,208
CLINICORE LABS		1,112	88	7%	1,200
MEASE DUNEDIN HOSPITAL		1,095	100	8%	1,195
WEST MARION COMMUNITY HOSPITAL LAB		1,120	72	6%	1,192
CITRUS MEMORIAL HOSPITAL LABORATORY		1,160	25	2%	1,185
SOUTH SEMINOLE HOSPITAL LABORATORY		1,130	25	2%	1,155
VISTA CLINICAL		742	411	36%	1,153
FORT WALTON BEACH MEDICAL CENTER		1,033	118	10%	1,151
QUEST DIAGNOSTICS LENEXA	1	1,090	51	4%	1,142
OVIDO MEDICAL CENTER		966	168	15%	1,134
DOCTORS HOSPITAL OF SARASOTA CLINICAL LABORATORY		1,032	99	9%	1,131
BAYFRONT MEDICAL CENTER		814	248	23%	1,062
MEDCOMP SCIENCES LLC	18	784	243	23%	1,045
BAPTIST NORTH EMERGENCY CENTER		735	289	28%	1,024
MILLENNIUM PHYSICIAN GROUP		821	177	18%	998
PALMS OF PASADENA HOSPITAL		867	123	12%	990
LMHS		901	75	8%	976
LOWER KEYS MEDICAL CENTER		914	48	5%	962
FLORIDA HOSPITAL FISH MEMORIAL		802	126	14%	928
ORLANDO VA MEDICAL CENTER		852	73	8%	925
QUEST DIAGNOSTICS - MIRAMAR	6	282	634	69%	922
SOUTH BAY HOSPITAL MICRO		794	123	13%	917
QUEST NEW ENGLAND	1	849	35	4%	885
VIKOR SCIENTIFIC	2	601	260	30%	863
RAULERSON HOSPITAL		742	114	13%	856

Coronavirus: testing by laboratory

Data through Jul 10, 2020 verified as of Jul 11, 2020 at 09:25 AM

Data in this report are provisional and subject to change.

The numbers in the table below represent the number for whom test results were received by the Department of Health. A person can be tested by more than one laboratory and can have both positive and negative results. **Therefore, the sum of the numbers in each column will be larger than the total number of people tested.**

Reporting lab	Inconclusive	Negative	Positive	Percent positive	Total
BARTOW REGIONAL MEDICAL CENTER	1	714	109	13%	824
PHYSICIANS REGIONAL MEDICAL CENTER - COLLIER BLVD	1	687	130	16%	818
THE VILLAGES REGIONAL HOSPITAL		753	55	7%	808
PUTNAM COMMUNITY MEDICAL CENTER		730	70	9%	800
ST VINCENTS CLAY COUNTY		774	22	3%	796
FLORIDA HOSPITAL ORLANDO		745	38	5%	783
QUEST DIAGNOSTICS - ATLANTA		660	111	14%	771
BMCT Molecular Diagnostics Subsection		618	149	19%	767
TWIN CITIES HOSPITAL		711	41	5%	752
ADVENTHEALTH OCALA LABORATORY		684	68	9%	752
BETHESDA HOSPITAL WEST		658	40	6%	698
CLEVELAND CLINIC TRADITION HOSPITAL		603	80	12%	683
SYNERGY LABORATORIES	1	636	36	5%	673
LAKESIDE MEDICAL CENTER		427	242	36%	669
QUEST DIAGNOSTICS INFECTIOUS DISEASE INC		270	379	58%	649
HIGHLANDS REGIONAL MEDICAL CENTER		598	48	7%	646
CLEVELAND CLINIC MARTIN NORTH HOSPITAL		527	94	15%	621
VISTA CLINICAL DIAGNOSTICS		356	255	42%	611
ENGLEWOOD COMMUNITY HOSPITAL		574	36	6%	610
AVENTUS BIOLABS	1	378	231	38%	610
CAPSTONE HEALTHCARE		403	195	33%	598
GULF BREEZE HOSPITAL LAB	1	513	61	11%	575
AMERICAN HEALTH ASSOCIATES	5	304	265	46%	574
ORLANDO HEALTH		10	511	98%	521
EGLIN AIRFORCE BASE LAB		477	38	7%	515
SACRED HEART-EMERALD COAST		431	74	15%	505
MAKO MEDICAL LABORATORIES	8	204	288	58%	500
ACCESS MEDICAL LABORATORIES		196	287	59%	483
BAPTIST EMERGENCY CENTER OAKLEAF		389	68	15%	457
ACCESSDX	2	224	230	50%	456
LAB24 INC			444	100%	444
MARTIN MEMORIAL HEALTH SYSTEMS LABORATORY		407	33	8%	440
MARINERS HOSPITAL		385	52	12%	437
VAMC ORLANDO		296	128	30%	424
BAPTIST HEALTH EMERGENCY CENTER COUNTRY WALK		382	41	10%	423
PATIENTS CHOICE LABORATORIES		175	241	58%	416
QUEST DIAGNOSTICS WOOD DALE		370	34	8%	404
BAPTIST EMERGENCY CENTER CLAY		368	34	8%	402
LEE MEMORIAL HOSPITAL LAB			397	100%	397
QUEST	1	71	314	81%	386
QUEST DIAGNOSTICS NICHOLS INSTITUTE	5	349	15	4%	369
QUEST DIAGNOSTICS - IRVING	6	192	149	43%	347
JACKSON HOSPITAL LAB		310	27	8%	337
PANCARE OF FLORIDA, INC			323	100%	323
AVERO DIAGNOSTICS - IRVING		294	29	9%	323
NCH HEALTHCARE SYSTEM MICROBIOLOGY LAB		1	318	100%	319
DAVITA LABS		283	26	8%	309

Coronavirus: testing by laboratory

Data through Jul 10, 2020 verified as of Jul 11, 2020 at 09:25 AM

Data in this report are provisional and subject to change.

The numbers in the table below represent the number for whom test results were received by the Department of Health. A person can be tested by more than one laboratory and can have both positive and negative results. **Therefore, the sum of the numbers in each column will be larger than the total number of people tested.**

Reporting lab	Inconclusive	Negative	Positive	Percent positive	Total
SOUTHEAST ALABAMA MEDICAL CENT		290	17	6%	307
LABCORP RTP	1	39	262	87%	302
BARDMOOR LABORATORY		267	35	12%	302
APPLIED INGENUITY DIAGNOSTICS		272	26	9%	298
CLARITY LABS		246	48	16%	294
NCH NORTHEAST		204	90	31%	294
HEALTHQUEST ESOTERICS		63	230	78%	293
TAMPA COMMUNITY HOSPITAL		191	101	35%	292
MEMORIAL PEMBROKE 24/7 CARE CENTER		221	68	24%	289
BIO COLLECTIONS INC	1	151	136	47%	288
PATIENTS FIRST - MAHAN DRIVE		161	113	41%	274
DYNIX DIAGNOSTICS		185	75	29%	260
ECCOLAB GROUP	1	73	175	70%	249
JACKSON HOSPITAL CLINICAL LABORATORY		210	35	14%	245
NEW YORK STATE ELR - LENCO MEDICAL LABORATORY		227	12	5%	239
PATHNOSTICS		21	214	91%	235
PHYSICIANS STAT LAB		132	95	42%	227
MAKO GENOMICS		217	8	4%	225
PWN HEALTH		87	137	61%	224
BIOREFERENCE LABORATORIES		22	201	90%	223
NEW YORK STATE ELR - NORTH SHORE LONG ISLAND JEWISH HEALTH		207	16	7%	223
ADVANCE MEDICAL OF NAPLES			221	100%	221
SUNPATH MEDICAL DIAGNOSTICS LABORATORY		185	34	16%	219
UAB HIGHLANDS LABORATORY		215			215
GENESIS REFERENCE LABORATORIES		1	210	100%	211
LUMINUS DIAGNOSTICS		139	66	32%	205
NCF DIAGNOSTICS & DNA TECHNOLOGIES	9	14	176	88%	199
BOSTON HEART DIAGNOSTICS CORP		189	10	5%	199
MEDSCAN LABORATORY INC		136	62	31%	198
CORE DIAGNOSTIC LABORATORIES LLC		173	23	12%	196
NEW YORK STATE ELR - DEPARTMENT OF CLINICAL LABS		191	4	2%	195
INFORM DIAGNOSTICS		189	2	1%	191
MILLENNIUM PATHOLOGY			188	100%	188
NONE		113	74	40%	187
FLO-MEDILAB SERVICES		80	106	57%	186
MARTIN MEMORIAL LABORATORY AT ST LUCIE WEST		158	25	14%	183
NIGHT LITE PEDIATRICS		99	82	45%	181
LABCORP		18	162	90%	180
THERADOC		149	31	17%	180
LAB CORP		57	108	65%	165
HENDRY REGIONAL MEDICAL CENTER		2	161	99%	163
ST CLOUD REGIONAL MEDICAL CENTER		126	34	21%	160
ORLANDO VAMC		79	68	46%	147
GENESIS MEDICAL LABORATORY MIAMI FL.		78	68	47%	146
TENNESSEE DOH - NASHVILLE	1	128	13	9%	142
BAPTIST MD ANDERSON CANCER CENTER		140			140
PATIENT'S FIRST		3	133	98%	136

Coronavirus: testing by laboratory

Data through Jul 10, 2020 verified as of Jul 11, 2020 at 09:25 AM

Data in this report are provisional and subject to change.

The numbers in the table below represent the number for whom test results were received by the Department of Health. A person can be tested by more than one laboratory and can have both positive and negative results. **Therefore, the sum of the numbers in each column will be larger than the total number of people tested.**

Reporting lab	Inconclusive	Negative	Positive	Percent positive	Total
NEW YORK STATE ELR - NYU HOSPITALS CENTER CLINICAL LABORATORIES		130	4	3%	134
PATHGROUP LABS LLC		88	46	34%	134
SANFORD REFERENCE LAB		131			131
MEMPHIS PATHOLOGY LABORATORY	1	124	5	4%	130
NCH HEALTHCARE BONITA		92	36	28%	128
ASCEND CLINICAL		123	3	2%	126
BMHSI-AEL MICROBIOLOGY LABORATORY	2	102	19	15%	123
CURATIVE LABS		2	119	98%	121
MILLENNIUM PATHOLOGY/MICROBIOLOGY LABORATORY			120	100%	120
EXPRESS GENE MOLECULAR DIAGNOSTIC LABORATORY		2	118	98%	120
ORLANDO VETERANS AFFAIRS MEDICAL CENTER		32	87	73%	119
LABCORP TAMPA	1	16	101	86%	118
SMA SPECIALITY MEDICAL LAB		51	65	56%	116
QUALITOX LABORATORIES		96	19	17%	115
UNKNOWN		7	107	94%	114
JAY HOSPITAL CLINICAL LABORATORY		98	15	13%	113
NEO GENOMICS - FORT MYERS		111	2	2%	113
ALLIED HEALTH FORT PIERCE		112			112
NEW YORK STATE ELR - NEW YORK PRESBYTERIAN HOSPITAL CUMC CLINICAL		100	11	10%	111
UAB UNIVERSITY OF ALABAMA HOSPITAL LAB		107	3	3%	110
INTEGRATED REGIONAL LABORATORIES		99	10	9%	109
LEHIGH REGIONAL MEDICAL CENTER LAB		95	12	11%	107
ASAP LAB LLC		90	17	16%	107
NORTH FLORIDA PEDIATRICS-TALLAHASSEE		93	13	12%	106
SUNRISE MEDICAL LABORATORIES		76	29	28%	105
FLAGLER HOSPITAL	3	15	87	83%	105
VAMC WEST PALM LAB			104	100%	104
AVECINA MEDICAL OAKLEAF		7	96	93%	103
LABTECH DIAGNOSTIC		83	20	19%	103
FLORIDA HOSPITAL WAUCHULA		48	52	52%	100
HOLY CROSS HOSPITAL LABORATORY			99	100%	99
STEWART REFERENCE LABORATORY			98	100%	98
BUREAU OF CLINICAL LABORATORIES		77	16	17%	93
DIAGNOSTIC SOLUTIONS		3	90	97%	93
PALM BEACH COUNTY HEALTH DEPT LAB		91	1	1%	92
IRL MARKET LAB		60	31	34%	91
BAY PINES VAMC CLINICAL LABORATORY		1	90	99%	91
JAMES A. HALEY VETERANS MICRO LAB			89	100%	89
ROSEN MEDICAL CENTER		83	5	6%	88
GENETWORKX		15	70	82%	85
NEW YORK STATE ELR - NEW YORK HOSPITAL LABORATORIES		80	5	6%	85
UHEALTH CORAL GABLES/LENNAR MED CTR		79	6	7%	85
SPARROW HEALTHCARE		1	80	99%	81
VETERANS AFFAIRS MEDICAL CENTER LAB			81	100%	81
HOLMES REGIONAL MEDICAL CENTER		3	77	96%	80
MICROGEN DX		1	78	99%	79
BIOCERNA LLC	2	58	18	23%	78

Coronavirus: testing by laboratory

Data through Jul 10, 2020 verified as of Jul 11, 2020 at 09:25 AM

Data in this report are provisional and subject to change.

The numbers in the table below represent the number for whom test results were received by the Department of Health. A person can be tested by more than one laboratory and can have both positive and negative results. **Therefore, the sum of the numbers in each column will be larger than the total number of people tested.**

Reporting lab	Inconclusive	Negative	Positive	Percent positive	Total
USAFSAM/PHE		23	55	71%	78
NEW YORK STATE ELR - MOUNT SINAI LABORATORY		69	7	9%	76
MAYO CLINIC LABS - ROCHESTER MAIN CAMPUS		71	1	1%	72
ADVENT HEALTH DAYTONA		1	70	99%	71
Highlands Regional Hospital		63	6	9%	69
CENTRAL FLORIDA HEALTH CARE		46	21	31%	67
MILLENNIUM LAB SERVICES			66	100%	66
CENTRA CARE			65	100%	65
ST JUDE CHILDREN'S RESEARCH HOSPITAL		56	6	10%	62
DAVITA LABORATORY SERVICES		48	14	23%	62
FLORIDA COMMUNITY HEALTH CENTERS INC			61	100%	61
GESSLER CLINIC			60	100%	60
FLORIDA HOSPITAL HEARTLAND MED CTR LAKE PLACID		47	13	22%	60
MARTIN MEMORIAL MEDICAL CENTER LAB		10	47	82%	57
MEDICAL DIAGNOSTICS LABORATORIES,INC		15	42	74%	57
HOLY CROSS HOSPITAL		1	56	98%	57
NEW YORK STATE ELR - ENZO CLINICAL LABS INC		55	1	2%	56
UR MEDICINE LABS- CENTRAL LABORATORY		56			56
P4 CLINICAL, LLC			55	100%	55
Assurance Scientific Laboratories		38	17	31%	55
GENE BY GENE			55	100%	55
AVECINA MEDICAL SOUTHSIDE		29	24	45%	53
VAMC LAKE CITY		51	1	2%	52
BROWARD HEALTH MEDICAL CENTER		1	50	98%	51
CENTRACARE		1	50	98%	51
SARASOTA CO. HEALTH DEPT # 58		40	11	22%	51
CURATIVE LABS INC			50	100%	50
VAMC BAY PINES		1	49	98%	50
AVERO DIAGNOSTICS		41	9	18%	50
P4 DIAGNOSTIX LABORATORY NETWORK		1	48	98%	49
BAPTIST HEALTH SOUTH FLORIDA		3	44	94%	47
H LEE MOFFITT CANCER CENTER MICRO		46			46
BIOREFERENCE LABORATORY		1	44	98%	45
FULGENT DIAGNOSTICS	3	36	6	13%	45
NEW YORK STATE ELR - WADSWORTH HEALTH CENTER		42	3	7%	45
MILLENIUM PHYSICIANS GROUP			45	100%	45
ACUTIS DIAGNOSTICS		39	4	9%	43
NONA SCIENTIFIC			43	100%	43
HURLBURT FIELD CLINIC		23	19	45%	42
UNITED CLINICAL LABORATORY LLC			42	100%	42
FINLAY CLINICAL LABORATORY		24	18	43%	42
LABCORP BURLINGTON (LPP)		10	30	75%	40
QUEST TAMPA (NEW YORK ELR)		31	9	23%	40
BAYCARE LAB		1	39	98%	40
INTERCOASTAL MEDICAL GROUP			39	100%	39
FISHERMENS HOSPITAL CLINICAL LAB		37	2	5%	39
ORLANDO VA PALMS		2	36	95%	38

Coronavirus: testing by laboratory

Data through Jul 10, 2020 verified as of Jul 11, 2020 at 09:25 AM

Data in this report are provisional and subject to change.

The numbers in the table below represent the number for whom test results were received by the Department of Health. A person can be tested by more than one laboratory and can have both positive and negative results. **Therefore, the sum of the numbers in each column will be larger than the total number of people tested.**

Reporting lab	Inconclusive	Negative	Positive	Percent positive	Total
REAL DIAGNOSTIC	1	27	10	26%	38
NAVY HOSPITAL			38	100%	38
NEW YORK STATE ELR - EMPIRECITY LABORATORIES		32	5	14%	37
FLORIDA HOSPITAL NEW SMYRNA		4	32	89%	36
FLORIDA LABORATORY ANALYSIS		26	10	28%	36
MEDARBOR DIAGNOSTICS		1	35	97%	36
HOSPITAL FOR SPECIAL SURGERY		34	1	3%	35
C.W. BILL YOUNG VA MEDICAL CENTER		3	32	91%	35
IRL		4	31	89%	35
ST. CLOUD MEDICAL GROUP		35			35
VHA PUBLIC HEALTH REFERENCE LABORATORY- PALO ALTO		27	7	21%	34
CLINICAL REFERENCE LABORATORY		30	4	12%	34
NITE LITE PEDIATRICS		8	25	76%	33
EGLIN REGIONAL MEDICAL CENTER		4	28	88%	32
PROVIDENCE HOSPITAL LABORATORY		31	1	3%	32
RCA LABORATORY SERVICES, LLC		3	28	90%	31
MORTON PLANT HOSPITAL			31	100%	31
BioReference Laboratories, Inc		21	10	32%	31
QUEST DIAGNOSTICS-VERO BEACH-37TH ST		31			31
MAVERICK LABS			30	100%	30
SMA MEDICAL LABORATORY		8	22	73%	30
AVECINA MEDICAL JULINGTON		4	25	86%	29
EAST MANATEE FAMILY	1		28	97%	29
CAREMOUNT MEDICAL - PATHOLOGY		29			29
DESOTO MEMORIAL HOSPITAL LAB			28	100%	28
LAB CORP TAMPA			28	100%	28
SOLARIS DIAGNOSTICS		1	26	96%	27
FINLAY CLINICAL LABORATORY INC		26	1	4%	27
SOUTH LAKE HOSPITAL		1	26	96%	27
TRADITION MEDICAL CENTER LABORATORY		7	20	74%	27
NEW YORK STATE ELR - KALEIDA HEALTH CENTER FOR LABORATORY		23	4	15%	27
LAB CORP RTP	1	2	24	89%	27
CDC		17	9	35%	26
BAYCARE HEALTH SYSTEM		1	25	96%	26
NAVAL HOSPITAL - JACKSONVILLE		1	25	96%	26
UNKNOWN - BAD FACILITY CODE		2	24	92%	26
NEW YORK STATE ELR - MONTEFIORE MEDICAL CENTER LABORATORIES - MOSES		20	6	23%	26
P4CLINICAL	3	1	22	85%	26
MORTON PLANT HOSPITAL/LAB		1	25	96%	26
DYNAMIC MEDICAL USA			25	100%	25
TAMPA GENERAL HOSPITAL CLINICAL LAB			25	100%	25
HEALTH FIRST-HOLMES REGIONAL			25	100%	25
SUNCOAST LABS			25	100%	25
MEDICAL DIAGNOSTIC LAB		1	24	96%	25
QUEST DIAGNOSTIC INC		2	23	92%	25
FAWCETT MEMORIAL HOSPITAL-LAB		1	23	96%	24
UNIVERSITY OF MIAMI HOSPITAL & CLINICS		21	3	13%	24

Coronavirus: testing by laboratory

Data through Jul 10, 2020 verified as of Jul 11, 2020 at 09:25 AM

Data in this report are provisional and subject to change.

The numbers in the table below represent the number for whom test results were received by the Department of Health. A person can be tested by more than one laboratory and can have both positive and negative results. **Therefore, the sum of the numbers in each column will be larger than the total number of people tested.**

Reporting lab	Inconclusive	Negative	Positive	Percent positive	Total
AMELIA URGENT CARE			24	100%	24
LEON MEDICAL CENTER			24	100%	24
SACRED HEART HOSPITAL ON THE GULF		10	13	57%	23
DEPARTMENT OF VETERANS AFFAIRS JAMES A. HALEY VETERANS HOSPITAL			23	100%	23
FLORIDA CLINICAL LABORATORY-BIOREFERENCE LABORATORIES		2	21	91%	23
ORLANDO REGIONAL MEDICAL CENTER		1	22	96%	23
AMERICAN PATHOLOGY PARTNERS		22	1	4%	23
LABORATORY DYNAMICS		20	3	13%	23
LABFIRST - DEPARTMENT OF PATHOLOGY		23			23
LABORATORY CORP OF AMERICA	1	4	18	78%	23
ST JOSEPHS CHILDRENS OUTREACH			22	100%	22
CAPITAL REGIONAL MEDICAL CENTER		1	21	95%	22
PENNSYLVANIA DEPT OF HEALTH		19	3	14%	22
ALL CHILDREN'S HOSPITAL LAB		1	21	95%	22
INTEGRITY LABORATORIES			22	100%	22
ST. ANTHONY'S HOSPITAL			22	100%	22
ST VINCENT'S BIRMINGHAM LABORATORY		22			22
HUNTSVILLE HOSPITAL LABORATORY		18	3	14%	21
JACKSON MEMORIAL HOSPITAL			21	100%	21
SANTA ROSA MEDICAL CENTER			20	100%	20
ST. CLOUD HOSPITAL		20			20
NEW YORK STATE ELR - NEWYORK-PRESBYTERIAN/QUEENS DIAGNOSTIC		19	1	5%	20
QUEST DIAGNOSTICS NICHOLS INSTITUTE- LPP		3	17	85%	20
Quest Diag Unspecifd		4	16	80%	20
ARTHREX MEDICAL CENTER			20	100%	20
MOBILE INFIRMARY MED CENTER PATH LAB		18	2	10%	20
ST. MARY'S MEDICAL CENTER LAB			20	100%	20
BROWARD HEALTH CORAL SPRINGS EPIDEMIOLOGY DEPT			20	100%	20
SANFORD LABORATORIES		19			19
MIAMI BEACH COMMUNITY HEALTH CENTER			19	100%	19
INTEGRATED REGIONAL LABORATORIES - LARGO			19	100%	19
NEW YORK STATE ELR - WHITE PLAINS HOSPITAL CENTER LAB		19			19
MED HEALTH SERVICES		18	1	5%	19
NEW YORK STATE ELR - STONY BROOK UNIVERSITY MEDICAL CENTER		15	3	17%	18
QUEST DIAGNOSTICS INC.			18	100%	18
KENDALL REGIONAL MEDICAL CENTER LAB			18	100%	18
STONE WASH CLINICAL LABORATORIES		2	16	89%	18
CLEVELAND CLINIC FOUNDATION		9	8	47%	17
WATSON CLINIC LLP SOUTH			17	100%	17
MACDILL AIRFORCE BASE MICRO		14	3	18%	17
BAYFRONT HEALTH BROOKSVILLE			17	100%	17
CHILDREN'S HOSPITAL OF ALABAMA		17			17
MADISON CORE LABORATORIES		15	1	6%	16
MIAMI VA HEALTHCARE SYSTEM			16	100%	16
LABCORP BIRMINGHAM		4	12	75%	16
PATRICK AIR FORCE BASE		1	15	94%	16
TOM LEE COMMUNITY HEALTH CENTER			16	100%	16

Coronavirus: testing by laboratory

Data through Jul 10, 2020 verified as of Jul 11, 2020 at 09:25 AM

Data in this report are provisional and subject to change.

The numbers in the table below represent the number for whom test results were received by the Department of Health. A person can be tested by more than one laboratory and can have both positive and negative results. **Therefore, the sum of the numbers in each column will be larger than the total number of people tested.**

Reporting lab	Inconclusive	Negative	Positive	Percent positive	Total
NEW YORK STATE ELR - BROOKDALE UNIVERSITY HOSPITAL		16			16
ARUP		4	12	75%	16
ALLSOUTH URGENT CARE			16	100%	16
POPLAR HEALTHCARE PLLC	1	10	5	31%	16
VA		15	1	6%	16
ADVENT HEALTH FISH MEMORIAL		2	14	88%	16
LABORATORY SPECIALISTS OF MICHIGAN			16	100%	16
NEW PLANT CITY FAMILY CARE			16	100%	16
PALO ALTO VA MEDICAL CENTER		1	14	93%	15
VA MEDICAL CENTER		7	8	53%	15
DIATHERIX		13	2	13%	15
TGH		1	14	93%	15
IPSUM DIAGNOSTICS			15	100%	15
AMERICAN RESEARCH LABS		1	14	93%	15
QUESTDIAGNOSTICS INCORPORATED		1	14	93%	15
FLORIDA DEPARTMENT OF HEALTH		10	5	33%	15
NXGEN MDX		11	4	27%	15
PHYSICIANS REGIONAL HEALTHCARE SYSTEM			14	100%	14
NEW YORK STATE ELR - CATHOLIC HEALTH SYSTEM DEPT LABORATORY		14			14
QUEST DIAGNOSTICS INCORPORATED			14	100%	14
PACIFIC ANALYTICS			14	100%	14
GRAVITY DIAGNOSTICS		9	5	36%	14
AEL- MEMPHIS			14	100%	14
UNITED CLINICAL LABS			14	100%	14
MID-FLORIDA PATHOLOGY		7	7	50%	14
HEALTH CENTRAL HOSPITAL			14	100%	14
CITRUS MEMORIAL HEALTH SYSTEM LAB		1	13	93%	14
QDX PATHOLOGY SERVICES		10	3	23%	13
GENPATH			13	100%	13
TIDE LABORATORIES		3	10	77%	13
XERA MED RESEARCH			13	100%	13
ST. JOSEPHS HOSPITAL			13	100%	13
QUEST DIAGNOSTICS NICHOLS INSTITUTE - SJC (LPP)		9	4	31%	13
CORE DIAGNOSTIC LABORATORIES			13	100%	13
SHORELINE PHYSICIAN GROUP			12	100%	12
OUT OF STATE		12			12
NEW YORK STATE ELR - UNIVERSITY HOSPITAL, STONY BROOK SOUTHAMPTON		12			12
NEW YORK STATE ELR - QUEST DIAGNOSTICS INCORPORATED		9	3	25%	12
ADVENTHEALTH LAB			12	100%	12
NEW YORK STATE ELR - LENOX HILL HOSPITAL		11	1	8%	12
FLORIDA DEPT OF HEALTH		4	8	67%	12
PARRISH MEDICAL CENTER		1	11	92%	12
WHITE WILSON MEDICAL CENTER CLINIC			12	100%	12
BIO-REFERENCE LABORATORIES			12	100%	12
BROWARD DIALYSIS			12	100%	12
PROTEUS MOLECULAR AND CLINICAL LAB		8	4	33%	12
ADVANCED URGENT CARE		10	2	17%	12

Coronavirus: testing by laboratory

Data through Jul 10, 2020 verified as of Jul 11, 2020 at 09:25 AM

Data in this report are provisional and subject to change.

The numbers in the table below represent the number for whom test results were received by the Department of Health. A person can be tested by more than one laboratory and can have both positive and negative results. **Therefore, the sum of the numbers in each column will be larger than the total number of people tested.**

Reporting lab	Inconclusive	Negative	Positive	Percent positive	Total
MEDCOMP SCIENCES			12	100%	12
LAB INTERMARKET FACILITY LAB			11	100%	11
VAMC GAINESVILLE		2	9	82%	11
BAY MEDICAL CENTER SACRED HEART HEALTH SYSTEM			11	100%	11
INDIAN RIVER MEDICAL CENTER		11			11
SUNQUEST		2	9	82%	11
325TH MEDICAL GROUP			11	100%	11
FLORIDA COMMUNITY HEALTH CENTER OF ST. LUCIE			11	100%	11
ASSOCIATED CLINICAL LABORATORIES		11			11
ST FRANCIS HOSPITAL		8	3	27%	11
DOH		1	10	91%	11
AMERICAN ESOTERIC LABORATORIES			11	100%	11
PARK WEST MEDICAL CENTER		10			10
LECONTE MEDICAL CENTER LAB		9	1	10%	10
NEW JERSEY DEPARTMENT OF HEALTH COMMUNICABLE DISEASE SERVICE		3	7	70%	10
LABCORP - MIAMI		4	6	60%	10
BAPTIST SOUTH MEDICAL CENTER		2	8	80%	10
PRIVA PATH LABS			10	100%	10
LAKE BALDWIN CBOC		9	1	10%	10
JACKSON HEALTH SYSTEM			10	100%	10
PARKWEST MEDICAL CENTER		9	1	10%	10
MED ARBOR			10	100%	10
SEVEN RIVERS REGIONAL MEDICAL CENTER			10	100%	10
NEW YORK STATE ELR - ROCHESTER GENERAL HOSPITAL LABORATORY		9	1	10%	10
ESCAMBIA COMMUNITY CLINIC			10	100%	10
BROWARD HEALTH CARE			10	100%	10
UNIVERSITY HEALTH SYSTEM INC		10			10
NEW YORK STATE ELR - WILSON MEMORIAL REGIONAL MEDICAL CENTER		9			9
ALL CHILDREN'S HOSPITAL/LAB			9	100%	9
DIAGNOSTIC LABORATORY OF OKLAHOMA		9			9
MICHIGAN DEPARTMENT OF HEALTH AND HUMAN SERVICES			9	100%	9
ST. JOSEPH HOSPITAL LAB			9	100%	9
GRAVITY DIAGNOSTICS, LLC		3	6	67%	9
CORE LABORATORY		1	8	89%	9
UVMC MICROBIOLOGY		9			9
USA HEALTH UNIVERSITY HOSPITAL CLINICAL LABORATORY		9			9
ADVENTHEALTH CENTRA CARE OVIEDO		5	4	44%	9
UPMC CHAUTAUQUA AT WCA LABORATORY		9			9
CAPE CANAVERAL HOSPITAL			9	100%	9
CLARITY LAB SOLUTIONS		3	6	67%	9
DELRAY MEDICAL CENTER LAB			9	100%	9
DOCTORS MEMORIAL HOSPITAL		6	3	33%	9
BAPTIST CLAY			9	100%	9
EAST ALABAMA MEDICAL CENTER LABORATORY		6	2	25%	8
MOFFITT CANCER CENTER		6	2	25%	8
GENEUS DIAGNOSTICS			8	100%	8
LABCORP INC		1	7	88%	8

Coronavirus: testing by laboratory

Data through Jul 10, 2020 verified as of Jul 11, 2020 at 09:25 AM

Data in this report are provisional and subject to change.

The numbers in the table below represent the number for whom test results were received by the Department of Health. A person can be tested by more than one laboratory and can have both positive and negative results. **Therefore, the sum of the numbers in each column will be larger than the total number of people tested.**

Reporting lab	Inconclusive	Negative	Positive	Percent positive	Total
NORTH SHORE UNIVERSITY HOSPITAL LABORATORY		8			8
EXPERTUS LABORATORIES INC		8			8
VIERA HOSPITAL			8	100%	8
ST MARY'S MEDICAL CENTER		1	7	88%	8
LAB PLUS, LLC AT SAINT THOMAS WEST HOSPITAL		6	2	25%	8
LABCORP - CLEARWATER		3	5	63%	8
ST JOSEPH'S HEALTHLINE		1	7	88%	8
ACCU REFERENCE MEDICAL LAB			8	100%	8
PATHGROUP LABS			8	100%	8
BAYCARE OUTREACH LABORATORY SERVICES		1	7	88%	8
NORTH CAROLINA DEPARTMENT OF HEALTH & HUMAN SERVICES			8	100%	8
MAYO CLINIC DEPT OF LAB MED PATHOLOGY			8	100%	8
THE COMMONWEALTH OF MASSACHUSETTS			8	100%	8
JACKSON NORTH MEDICAL CENTER		1	7	88%	8
VENICE REGIONAL MEDICAL CENTER			8	100%	8
CONSOLIDATED LAB SERVICES		8			8
BAYFRONT		8			8
MIAMI VAMC			8	100%	8
DEVANSH LAB WERKS INC		6	2	25%	8
MOLECULAR TESTING LABS			8	100%	8
ST JOSEPHS HOSPITAL			8	100%	8
NEW YORK STATE ELR - QUEST DIAGNOSTICS NICHOLS		7	1	13%	8
INTERLAB		1	7	88%	8
WATSON CLINIC LLP MAIN			7	100%	7
CENTRA CARE - SAND LAKE			7	100%	7
NORTH BAY HOSPITAL			7	100%	7
BIO REFERNCE LABORATORIES		2	5	71%	7
QUEST INFECTIOUS DISEASE		3	4	57%	7
NO NAME		5	2	29%	7
SEBASTIAN RIVER MEDICAL CENTER		4	3	43%	7
WESTPAC LABS			7	100%	7
SOUTHEAST ALABAMA MEDICAL CENTER			7	100%	7
HEALTH FIRST-PALM BAY			7	100%	7
PALM BAY HOSPITAL		1	6	86%	7
US BIOTEK LABORATORIES			7	100%	7
LONGLEAF DIAGNOSTIC LABORATORIES		2	5	71%	7
MACDILL AFB HOSPITAL		1	6	86%	7
NEW YORK STATE ELR - WESTCHESTER MEDICAL CENTER		7			7
NEW YORK STATE ELR - CATHOLIC HEALTH SERVICES REGIONAL LABORATORY		5	2	29%	7
FULGENT GENETICS		4	2	33%	6
ST. JOSEPH'S HOSPITAL LAB			6	100%	6
SMA LAB		3	3	50%	6
ARCHBOLD MEMORIAL HOSPITAL/LAB		3	3	50%	6
SACRED HEART HEALTH SYSTEM			6	100%	6
TRUE HEALTH DIAGNOSTICS		1	5	83%	6
LEE COUNTY HEALTH DEPARTMENT		4	2	33%	6
FLORIDA DEPARTMENT OF HEALTH IN LAKE COUNTY		3	3	50%	6

Coronavirus: testing by laboratory

Data through Jul 10, 2020 verified as of Jul 11, 2020 at 09:25 AM

Data in this report are provisional and subject to change.

The numbers in the table below represent the number for whom test results were received by the Department of Health. A person can be tested by more than one laboratory and can have both positive and negative results. **Therefore, the sum of the numbers in each column will be larger than the total number of people tested.**

Reporting lab	Inconclusive	Negative	Positive	Percent positive	Total
DYNAMIC DNA LAB			6	100%	6
CLEVELAND CLINIC			6	100%	6
ST JOSEPH HOSPITAL		5	1	17%	6
NEW YORK STATE ELR - JAMAICA HOSPITAL MEDICAL CENTER		6			6
STATE LAB		1	5	83%	6
DOCTOR'S IN HOUSE LAB			6	100%	6
MICHIGAN DEPARTMENT OF COMMUNITY HEALTH		1	5	83%	6
PRIDE DIAGNOSTICS		6			6
PERSONALIZED GENETIC TESTING			6	100%	6
SELECT REFERENCE LABORATORIES, LLC			6	100%	6
LEE MEMORIAL LAB GULF COAST			6	100%	6
CBS LABORATORY		1	5	83%	6
UPMC HEALTH SYSTEM		4	1	20%	5
ST CATHERINE OF SIENA HOSPITAL		5			5
PATHOGENIUS LABORATORIES		2	3	60%	5
NEW YORK STATE ELR - ST PETER'S BENDER LABORATORY		5			5
NORTHWELL HEALTH PLAINVIEW HOSPITAL LABORATORY		4	1	20%	5
PALM BEACH PATHOLOGY		4	1	20%	5
PENSACOLA PEDIATRICS			5	100%	5
JFK MEDICAL CENTER NORTH LAB			5	100%	5
XRL SXF REF LAB		5			5
SPECIALITY LABORATORIES,INC		4	1	20%	5
NEW YORK STATE ELR - VASSAR BROTHERS MEDICAL CENTER LABORATORY		5			5
MILLENNIUM PHYSICIAN GROUP LCC			5	100%	5
DOH JACKSONVILLE CENTRAL LABORATORY		3	2	40%	5
ADVENT HEALTH CENTRA CARE: WATERFORD LAKES			5	100%	5
ST VINCENT'S EAST LABORATORY		5			5
ST ANTHONY NORTH			5	100%	5
NEW YORK STATE ELR - GOOD SAMARITAN HOSPITAL LABORATORY		5			5
VENICE REGIONAL MEDICAL LAB SERVICES			5	100%	5
NEW YORK STATE ELR - LOURDES HOSPITAL INC		5			5
CANTON-POTSDAM HOSPITAL LABORATORY		5			5
VAMC			5	100%	5
CONNECTICUT DEPARTMENT OF HEALTH		4	1	20%	5
ST VINCENTS MEDICAL CENTER RIVERSIDE NURSING			5	100%	5
AMERICAN HEALTH ASSOCIATES OF TAMPA			5	100%	5
FRANCES WARDE MEDICAL LABORATORY		2	3	60%	5
LAB			5	100%	5
TAMIAMI LAB MILLENNIUM			5	100%	5
AEL KNOXVILLE			5	100%	5
PRATTVILLE BAPTIST HOSPITAL		4	1	20%	5
CLINICAL PATHOLOGY LABORATORIES, INC.			5	100%	5
BROWARD COUNTY HEALTH DEPT.			5	100%	5
SOUTH SEMINOLE HOSPITAL		1	4	80%	5
BOCA RATON REGIONAL HOSPITAL LAB			5	100%	5
LABCORP BURLINGTON CYTO		4	1	20%	5
DEPARTMENT OF VETERANS AFFAIRS MEDICAL CENTER			5	100%	5

Coronavirus: testing by laboratory

Data through Jul 10, 2020 verified as of Jul 11, 2020 at 09:25 AM

Data in this report are provisional and subject to change.

The numbers in the table below represent the number for whom test results were received by the Department of Health. A person can be tested by more than one laboratory and can have both positive and negative results. **Therefore, the sum of the numbers in each column will be larger than the total number of people tested.**

Reporting lab	Inconclusive	Negative	Positive	Percent positive	Total
GENESIS DIAGNOSTICS			5	100%	5
CHILDREN'S HOSPITAL OF PHILADELPHIA		5			5
CAYUGA MEDICAL CENTER AT ITHACA		5			5
BIOTECH			5	100%	5
NIGHT LITE PEDIATRICS URGENT CARE			5	100%	5
ADVENTHEALTH CENTRA CARE ORMOND BEACH			5	100%	5
MEDICAL LABORATORY DIAGNOSTICS			5	100%	5
MAGNOLIA DIAGNOSTIC			4	100%	4
NEW YORK STATE ELR - BROOKLYN HOSPITAL CENTER DOWNTOWN CAMPUS		4			4
MISSOURI DEPARTMENT OF HEALTH AND SENIOR SERVICES			4	100%	4
HUNTINGTON HOSPITAL LABORATORY		3	1	25%	4
NEW YORK STATE ELR - HUDSON VALLEY HOSPITAL CENTER LABORATORY		3	1	25%	4
OKLAHOMA STATE UNIVERSITY DIAGNOSTIC LAB			4	100%	4
PEDIATRIC HEALTH CARE ALLIANCE			4	100%	4
PRECISION LABS LLC		1	3	75%	4
SOUTHEAST FAMILY HEALTHCARE CENTER			4	100%	4
NORTHWEST FLORIDA COMMUNITY HOSPITAL		1	3	75%	4
THE VILLAGES CLINICAL LAB		4			4
ST ELIZABETH MEDICAL CENTER LABORATORY		4			4
STATEN ISLAND UNIVERSITY HOSPITAL-POUCH		4			4
COLORADO DEPARTMENT OF PUBLIC HEALTH AND ENVIRONMENT			4	100%	4
MERCY HOSPITAL MIAMI LAB			4	100%	4
LEHIGH VALLEY HOSPITAL		3	1	25%	4
BAY PINES VA		1	3	75%	4
SUNCOAST COMMUNITY HEALTH CENTERS PEDIATRICS			4	100%	4
HEALTH FIRST CAPE CANAVERAL HOSPITAL			4	100%	4
Diatherix Laboratories, LLC		1	3	75%	4
LAKELAND REGIONAL HEALTH			4	100%	4
QUEST DIAGNOSTICS- MELBOURNE			4	100%	4
HEALTH FIRST-VIERA HOSPITAL			4	100%	4
NEW YORK STATE ELR - ERIE COUNTY MEDICAL CTR CLINICAL LABS		4			4
BOND CLINIC			4	100%	4
MAYO CLINIC LABS - ROCHESTER SUPERIOR DRIVE			4	100%	4
NEW YORK STATE ELR - JAMES J PETERS VA MEDICAL CENTER		2	2	50%	4
PROMEDICA LABORATORIES		4			4
NEW YORK PRESBYTERIAN - ALLEN HOSPITAL		4			4
DAVITA LABORATORY		4			4
UMHC/SYLVESTER AT KENDALL			4	100%	4
BROOKWOOD BAPTIST MEDICAL CENTER		4			4
LINCOLN MEDICAL AND MENTAL HEALTH CENTER		4			4
FINLAY C. LABORATORY		3	1	25%	4
TRUGENX			4	100%	4
COMMUNITY HEALTH OF SOUTH FLORIDA			4	100%	4
LABCORP - NAPLES			4	100%	4
THOMAS JEFFERSON UNIVERSITY HOSPITAL		4			4
HEALTHLINK DIAGNOSTIC LABORATORIES		1	3	75%	4
EXPRESS TESTING-ONE			4	100%	4

Coronavirus: testing by laboratory

Data through Jul 10, 2020 verified as of Jul 11, 2020 at 09:25 AM

Data in this report are provisional and subject to change.

The numbers in the table below represent the number for whom test results were received by the Department of Health. A person can be tested by more than one laboratory and can have both positive and negative results. **Therefore, the sum of the numbers in each column will be larger than the total number of people tested.**

Reporting lab	Inconclusive	Negative	Positive	Percent positive	Total
THE CENTER FOR URGENT CARE		3	1	25%	4
ROCKLEDGE			4	100%	4
FLOWERS HOSPITAL		1	3	75%	4
DTR LABS		3	1	25%	4
CLINICORE			3	100%	3
CENTRAL FLORIDA HEALTH CARE INC			3	100%	3
PENNSYLVANIA DEPARTMENT OF HEALTH BUREAU OF LABORATORIES			3	100%	3
SHELBY COUNTY HEALTH CARE CORPORATION		1	2	67%	3
Cleveland Clinic Laboratories		1	2	67%	3
BAYFRONT HEALTH ER PINELLAS PARK		3			3
BAYFRONT HEALTH SPRING HILL			3	100%	3
ACH			3	100%	3
ABBOTT			3	100%	3
WOLFSON CHILDREN'S HOSPITAL			3	100%	3
TIMBER RIDGE LABORATORY			3	100%	3
BEAUMONT LABORATORY			3	100%	3
PALMS WEST HOSPITAL			3	100%	3
NEW YORK STATE ELR - BRONX LEBANON HOSPITAL-MEDICAL CENTER		3			3
MONTEFIORE NEW ROCHELLE HOSPITAL		3			3
BAYCARE OUTREACH LABORATORY HOSPITAL			3	100%	3
VIRGINIA DIVISION OF CONSOLIDATED LABORATORIES			3	100%	3
MAYO MEDICAL LABORATORIES		2	1	33%	3
BAYONET POINT MEDICAL CENTER			3	100%	3
ARNOT OGDEN MEDICAL CENTER LABORATORY		3			3
LAKE CITY VETERANS HOSPITAL			3	100%	3
BARONESS ERLANGER HOSPITAL		3			3
AVELLINO LAB USA INC		3			3
INDIAN RIVER CHD VERO BEACH		2	1	33%	3
TAMPA GENERAL HOSPITAL LABORATORY			3	100%	3
NORTH OKALOOSA MEDICAL CENTER			3	100%	3
UNKNOWN LAB			3	100%	3
DOH-TAMPA BRANCH LABORATORY (MLK BLVD)			3	100%	3
PINELLAS COUNTY HEALTH DEPARTMENT		2	1	33%	3
FAMILY HEALTH CENTERS OF SWF LABS			3	100%	3
GENUS DIAGNOSTICS			3	100%	3
LAB CORP OF AMERICA		1	2	67%	3
QUEST DIAGNOSTIC			3	100%	3
PUBLIC HEALTH LAB		3			3
EMERGENCY MEDICAL CENTER			3	100%	3
JOE DIMAGGIO CHILDREN'S HOSPITAL		1	2	67%	3
BAYCARE LABORATORIES			3	100%	3
FISHERMEN'S HOSPITAL			3	100%	3
ANNE BATES LEACH EYE HOSPITAL/ ABLEH MICROBIOLOGY LABORATORY		2	1	33%	3
VIRTUA VOORHEES HOSPITAL		3			3
WINTER HAVEN HOSPITAL			3	100%	3
WAKEMED		1	2	67%	3
VA OUTPATIENT			3	100%	3

Coronavirus: testing by laboratory

Data through Jul 10, 2020 verified as of Jul 11, 2020 at 09:25 AM

Data in this report are provisional and subject to change.

The numbers in the table below represent the number for whom test results were received by the Department of Health. A person can be tested by more than one laboratory and can have both positive and negative results. **Therefore, the sum of the numbers in each column will be larger than the total number of people tested.**

Reporting lab	Inconclusive	Negative	Positive	Percent positive	Total
TYNDALL AFB			3	100%	3
OPTUM LABS LLC			3	100%	3
NEW YORK STATE ELR - SARATOGA HOSPITAL LABORATORY		3			3
FLORIDA CLINICAL LAB			3	100%	3
JACKSON SOUTH COMMUNITY HOSPITAL LAB			3	100%	3
NORTH BROWARD HOSPITAL DISTRICT HEALTHCARE FOR THE HOMELESS			3	100%	3
GULF COAST MOLECULAR LABORATORIES			3	100%	3
ILLINOIS DEPARTMENT OF PUBLIC HEALTH			3	100%	3
NEW YORK STATE ELR - SOUTHSIDE HOSPITAL NORTHWELL HEALTH LABORATORY		2	1	33%	3
ASCENSION ST. VINCENT'S PRIMARY CARE			3	100%	3
NEW YORK STATE ELR - LABORATORY ALLIANCE OF CENTRAL NEW		3			3
NICHOLS INSTITUTE QUEST DIAGNOSTICS		2	1	33%	3
LABCORP DIAGNOSTICS-MIAMI		2	1	33%	3
LEE MEMORIAL HEALTH PARK LAB			3	100%	3
METHODIST MEDICAL CENTER		2	1	33%	3
ST LUKES HOSPITAL LABORATORY		2	1	33%	3
LAKE WALES MEDICAL CENTER INC			3	100%	3
BRANCH MEDICAL CLINIC			3	100%	3
KEY WEST URGENT CARE, INC		3			3
GALEN BAYLOR EXTENSION		2			2
GULF COAST MEDICAL GROUP			2	100%	2
OMNI			2	100%	2
HEALTHMARK REGIONAL HOSPITAL LAB			2	100%	2
HOME ACCESS HEALTH			2	100%	2
BAPTIST MEDICAL CENTER EAST		1	1	50%	2
LABCORP RARITAN		2			2
FLORIDA DEPARTMENT OF HEALTH IN HILLSBOROUGH COUNTY			2	100%	2
PECONIC BAY MEDICAL CENTER LABORATORY		1	1	50%	2
FLORIDA CLINICAL LABORATORY INC			2	100%	2
PREMIER LABORATORY SERVICES, LLC			2	100%	2
JOHNSON CITY MEDICAL CENTER		1	1	50%	2
NEW YORK STATE ELR - JACOBI MEDICAL CENTER		2			2
LABCORP - STUART		1	1	50%	2
MEMORIAL SLOAN KETTERING CANCER CENTER		1	1	50%	2
DALE MEDICAL CENTER		2			2
WUESTHOFF REF LABORATORY			2	100%	2
URGENT CARE TCMA			2	100%	2
INTERNAL MEDICINE ASSOCIATES-DUNELLON			2	100%	2
CLINICAL PATHOLOGY LABS		1	1	50%	2
DORAL URGENT CARE			2	100%	2
IRL MARKET LAB ALACHUA		1	1	50%	2
CONNECTDX			2	100%	2
FCHC (OB)-DARWIN SQUARE CTR.			2	100%	2
ERIE COUNTY MEDICAL CTR CLINICAL LABS		2			2
LABCORP - OHIO			2	100%	2
QUEST DIAGNOSTICS INCORPORATED			2	100%	2
NEW YORK STATE ELR - LONG ISLAND JEWISH VALLEY STREAM		2			2

Coronavirus: testing by laboratory

Data through Jul 10, 2020 verified as of Jul 11, 2020 at 09:25 AM

Data in this report are provisional and subject to change.

The numbers in the table below represent the number for whom test results were received by the Department of Health. A person can be tested by more than one laboratory and can have both positive and negative results. **Therefore, the sum of the numbers in each column will be larger than the total number of people tested.**

Reporting lab	Inconclusive	Negative	Positive	Percent positive	Total
X-GENE MOLECULAR LABS			2	100%	2
NORTH FLORIDA/SOUTH GEORGA VETERANS HEALTH SYSTEM			2	100%	2
CALHOUN LIBERTY HOSPITAL			2	100%	2
NORTHERN DUTCHESS HOSPITAL LABORATORY		2			2
NAPHCARE, INC.			2	100%	2
ADVENT HEALTH SEBRING			2	100%	2
ACHS		2			2
ALABAMA DEPARTMENT OF PUBLIC HEALTH			2	100%	2
MONTANA PUBLIC HEALTH LAB			2	100%	2
OHIO DEPARTMENT OF HEALTH LABORATORY		2			2
QUEENS HOSPITAL CENTER		2			2
BAY CARE			2	100%	2
NEW YORK STATE ELR - SAMARITAN HOSPITAL LABORATORY		2			2
OHIO STATE UNIVERSITY WEXNER MEDICAL CENTER			2	100%	2
POARCH BANC CREEK INDIANS TRIBAL HEALTH DEPARTMENT			2	100%	2
OKLAHOMA STATE DEPARTMENT OF HEALTH-PUBLIC HEALTH LABORATORY			2	100%	2
SARASOTA MEMORIAL MEDICAL URGENT CARE CENTER			2	100%	2
SAMARITAN MEDICAL CENTER		2			2
LABCORP PHOENIX			2	100%	2
TREASURE COAST COMMUNITY HEALTH			2	100%	2
SIGNATURE CARE PFLUGERVILLE			2	100%	2
PPD			2	100%	2
UC CORAL GABLES			2	100%	2
GEISINGER MEDICAL CENTER		2			2
KETTERING HEALTH			2	100%	2
SCDHEC BUREAU OF LABORATORIES			2	100%	2
MY CLINICAL LAB			2	100%	2
NEW YORK STATE ELR - ORANGE REGIONAL MEDICAL CENTER LABORATORY		2			2
COLLIER COUNTY HEALTH DEPT.			2	100%	2
MHHS All Lab Subsection		2			2
UNIVERSITY HOSPITAL			2	100%	2
LEESBURG REGIONAL MEDICAL CENTER		1	1	50%	2
DEACONESS HOSPITAL			2	100%	2
AHSE ROP		2			2
BAYFRONT HEALTH PUNTA GORDA			2	100%	2
SHELBY BAPTIST MEDICAL CENTER			2	100%	2
CONEMAUGH MEMORIAL MEDICAL CENTER		2			2
UNIVERSITY HOSPITAL OF BROOKLYN		2			2
BETH ISRAEL DEACONESS MEDICAL CENTER			2	100%	2
GEORGIA DEPARTMENT OF PUBLIC HEALTH			2	100%	2
NEW HAMPSHIRE PUBLIC HEALTH LABORATORIES		2			2
QUEST DIAGNOSTICS-N ST PETERSBURG-5TH			2	100%	2
CELERION			2	100%	2
ST. JOSEPH REGIONAL MEDICAL CENTER			2	100%	2
NEW HAMPSHIRE DEPARTMENT OF HEALTH AND HUMAN SERVICES		1	1	50%	2
Cleveland Clinic Weston			2	100%	2
AMERICAN FAMILY CARE- ORANGE BEACH			2	100%	2

Coronavirus: testing by laboratory

Data through Jul 10, 2020 verified as of Jul 11, 2020 at 09:25 AM

Data in this report are provisional and subject to change.

The numbers in the table below represent the number for whom test results were received by the Department of Health. A person can be tested by more than one laboratory and can have both positive and negative results. **Therefore, the sum of the numbers in each column will be larger than the total number of people tested.**

Reporting lab	Inconclusive	Negative	Positive	Percent positive	Total
MONTEFIORE ST LUKE'S CORNWALL HOSPITAL		2			2
ADVANCED MEDICAL CARE			2	100%	2
BIOFIRE			2	100%	2
VIRTUA MEMORIAL HOSPITAL BURLINGTON COUNTY			2	100%	2
NEW YORK STATE DEPARTMENT OF HEALTH		1	1	50%	2
MARSHALL MEDICAL CENTER SOUTH LAB		2			2
WALGREENS #5317		2			2
ST. MARYS MEDICAL CENTER			2	100%	2
NEW YORK STATE ELR - AUBURN COMMUNITY HOSPITAL		2			2
ALTRU DIAGNOSTICS INC			2	100%	2
STATEN ISLAND UNIVERSITY HOSPITAL		2			2
MARINER'S HOSPITAL			2	100%	2
IOWA DEPARTMENT OF PUBLIC HEALTH			2	100%	2
SSM HEALTH ST LOUIS MICROBIOLOGY LABORATORY		1	1	50%	2
MEDLOGIC, LLC		1	1	50%	2
LABCORP-PORT ST.LUCIE		1			1
EDGAR PRICE FAMILY & CHILDREN HEALTHCARE CENTER			1	100%	1
AFFILIATED LABORATORIES INC			1	100%	1
NAVAL HOSPITAL OF JACKSONVILLE			1	100%	1
KANSAS DEPARTMENT OF HEALTH			1	100%	1
HEALTH NETWORK LABORATORIES		1			1
ORMOND BEACH CENTRA CARE			1	100%	1
DOCS URGENT CARE			1	100%	1
VA GREATER LOS ANGELES HEALTH CARE SYSTEM			1	100%	1
US LABORATORIES			1	100%	1
VRL EUROFINS			1	100%	1
PIEDMONT HOSPITAL LAB			1	100%	1
AZALEA HEALTH			1	100%	1
LAB CORP PHOENIX			1	100%	1
PARKWAY REGIONAL MEDICAL CENTER LAB			1	100%	1
COMPUNET CLINICAL LAB			1	100%	1
NEW YORK STATE ELR - BELLEVUE HOSPITAL CENTER DEPARTMENT		1			1
BAPTIST ER TOWN CTR			1	100%	1
VA HOSPITAL			1	100%	1
WASHINGTON STATE DEPARTMENT OF HEALTH PUBLIC HEALTH LABORATORIES			1	100%	1
WOODHULL MEDICAL AND MENTAL HEALTH CTR		1			1
VERMONT DEPARTMENT OF HEALTH LABORATORY		1			1
ADVENTIST HINSDALE HOSPITAL LABORATORY			1	100%	1
WEST PACIFIC MEDICAL LABORATORY			1	100%	1
WELLINGTON WEST 100176			1	100%	1
RIVERSIDE METHODIST HOSPITAL LAB			1	100%	1
BARDMOOR LABORATORY			1	100%	1
SACRED HEART MEDICAL GROUP			1	100%	1
Viracor Eurofins			1	100%	1
TUFTS MEDICAL CENTER			1	100%	1
ST VINCENT'S CHILTON		1			1
CENTRA CARE CONWAY			1	100%	1

Coronavirus: testing by laboratory

Data through Jul 10, 2020 verified as of Jul 11, 2020 at 09:25 AM

Data in this report are provisional and subject to change.

The numbers in the table below represent the number for whom test results were received by the Department of Health. A person can be tested by more than one laboratory and can have both positive and negative results. **Therefore, the sum of the numbers in each column will be larger than the total number of people tested.**

Reporting lab	Inconclusive	Negative	Positive	Percent positive	Total
FLORIDA HEALTH CARE PLANS			1	100%	1
WUESTHOFF MEDICAL CENTER-MELBOURNE			1	100%	1
SUNY AT STONY BROOK			1	100%	1
WILMINGTON VA MEDICAL CENTER			1	100%	1
NEW YORK STATE ELR - NEW YORK CITY DEPARTMENT OF HEALTH & MENTAL		1			1
CORAL GABLES HOSPITAL			1	100%	1
DOCTOR'S MEMORIAL HOSPITAL			1	100%	1
WILLIAM A HINTON STATE LABORATORY INSTITUTE			1	100%	1
UT MEMPHIS UNIVERSITY HEALTH SERVICES			1	100%	1
TAMPA		1			1
ST. LUKE'S HOSPITAL - BETHLEHEM CAMPUS		1			1
VIDANT MEDICAL CENTER			1	100%	1
ONSLOW MEMORIAL HOSPITAL LABORATORY		1			1
NORTH NAPLES HOSPITAL RESPIRATORY THERAPY DEPARTMENT			1	100%	1
SANFORD REGIONAL HOSPITAL WORTHINGTON		1			1
JRS LABORATORY			1	100%	1
VALLEY HOSPITAL MEDICAL CENTER		1			1
OHIO DEPARTMENT OF HEALTH			1	100%	1
EXCEL URGENT CARE OF NJ			1	100%	1
HEART OF FLORIDA HMA			1	100%	1
STANLY REGIONAL MEDICAL CENTER			1	100%	1
ATLANTIS URGENT CARE			1	100%	1
UC SAN DIEGO HEALTH			1	100%	1
HIGHLANDS CLINICAL LABORATORY			1	100%	1
CAROLINAS HEALTHCARE SYSTEM LAB			1	100%	1
AMMON LABS			1	100%	1
UAB			1	100%	1
COASTAL LABORATORIES			1	100%	1
CBC LAB			1	100%	1
SENTARA NORFOLK GENERAL HOSPITAL CENTRAL LAB			1	100%	1
CQUENTIA NGS, LLC			1	100%	1
TAMIAMI LAB MILLENIUM			1	100%	1
FLORIDA HOSPITAL KISSIMMEE			1	100%	1
TIMPANOGOS REGIONAL HOSPITAL			1	100%	1
COLORADO DEPARTMENT OF HEALTH LABORATORY SERVICES DIVISION			1	100%	1
WEST VIRGINIA UNIVERSITY HOSPITALS			1	100%	1
UNIVERSITY LAB			1	100%	1
PHYSICIANS STAT			1	100%	1
PRISMA HEALTH TUOMEY LABORATORY			1	100%	1
KETTERING MEDICAL CENTER			1	100%	1
PHAROS HEALTH			1	100%	1
PEDIATRIC HEALTHCARE ALLIANCE			1	100%	1
PERDIDO URGENT CARE			1	100%	1
JEFFERSON COUNTY HEALTH DEPARTMENT-MONTICELLO		1			1
HANCOCK REGIONAL HOSPITAL		1			1
SOUTHWEST REGIONAL PCR LABORATORY			1	100%	1
REDITUS LABORATORIES			1	100%	1

Coronavirus: testing by laboratory

Data through Jul 10, 2020 verified as of Jul 11, 2020 at 09:25 AM

Data in this report are provisional and subject to change.

The numbers in the table below represent the number for whom test results were received by the Department of Health. A person can be tested by more than one laboratory and can have both positive and negative results. **Therefore, the sum of the numbers in each column will be larger than the total number of people tested.**

Reporting lab	Inconclusive	Negative	Positive	Percent positive	Total
QUEST - HOUSTON LAB			1	100%	1
INTERMARKET FACILITY			1	100%	1
NORTHSHORE UNIVERSITY HEALTHSYSTEM EVANSTON HOSPITAL LAB			1	100%	1
INTERMOUNTAIN MEDICAL CENTER			1	100%	1
LABCORP-CRYSTAL RIVER			1	100%	1
INDIAN RIVER CLINICAL LABORATORY, INC.		1			1
ACCESS HEALTH CARE PHYSICIANS			1	100%	1
HEALTH FIRST IBM-UX			1	100%	1
Lourdes Hospital			1	100%	1
NORTH CAROLINA STATE LABORATORY OF PUBLIC HEALTH, SPECTRUM LAB NETWORK			1	100%	1
NORTH RIVER FAMILY HEALTH CENTER			1	100%	1
MIAMI CANCER INSTITUTE			1	100%	1
MHS LAB		1			1
MOLECULAR DIAGNOSTICS			1	100%	1
SONIC REFERENCE LABORATORY			1	100%	1
SPRING HILL REGIONAL HOSPITAL			1	100%	1
SMITH KLINE			1	100%	1
BIODORON LABORATORIES			1	100%	1
SCIONLAB SERVICES LLC			1	100%	1
AIM LABORATORIES			1	100%	1
LAKEVIEW REGIONAL HOSPITAL			1	100%	1
THE CHILDREN'S HOSPITAL OF PHILADELPHIA		1			1
MANATEE PEDIATRICS			1	100%	1
STATEN ISLAND UNIVERSITY HOSPITAL SEGUINE AVE		1			1
SUNY UPSTATE MEDICAL UNIVERSITY			1	100%	1
CHATSWORTH ASSISTED LIVING COMMUNITY AT PGA NATIONAL			1	100%	1
WARD MEMORIAL HOSPITAL		1			1
NEW YORK STATE ELR - MONTEFIORE MEDICAL CENTER LABORATORIES - WEILER			1	100%	1
UCLA HEALTHCARE CLINICAL LABS			1	100%	1
ST CHARLES HOSPITAL LABORATORY		1			1
ST. MARY MEDICAL CENTER		1			1
NEW YORK STATE ELR - NEW YORK PRESBYTERIAN-LOWER MANHATTAN		1			1
OHIO STATE UNIVERSITY MEDICAL CENTER			1	100%	1
ONEIDA HEALTHCARE CENTER		1			1
NORTHWEST FL COMM HOSP			1	100%	1
DALLAS MEDICAL CENTER			1	100%	1
NORTHSIDE HOSPITAL DULUTH			1	100%	1
GIFFORD MEMORIAL HOSPITAL		1			1
GENESIS LABORATORY MANAGEMENT			1	100%	1
GUTHRIE MEDICAL GROUP LABORATORIES		1			1
HIGHLANDS MEDICAL CENTER		1			1
ECLRS			1	100%	1
GARCIA CLINICAL LABORATORY		1			1
LABCORP HOUSTON			1	100%	1
LEESBURG FAMILY MEDICINE		1			1
LABCORP - LEESBURG			1	100%	1
HAWAII DEPARTMENT OF HEALTH LAB			1	100%	1

Coronavirus: testing by laboratory

Data through Jul 10, 2020 verified as of Jul 11, 2020 at 09:25 AM

Data in this report are provisional and subject to change.

The numbers in the table below represent the number for whom test results were received by the Department of Health. A person can be tested by more than one laboratory and can have both positive and negative results. **Therefore, the sum of the numbers in each column will be larger than the total number of people tested.**

Reporting lab	Inconclusive	Negative	Positive	Percent positive	Total
FLORIDA DEPARTMENT OF HEALTH PALM BEACH COUNTY			1	100%	1
DICKERT			1	100%	1
LEGACY LABORATORY			1	100%	1
BAY CARE LAB SERVICES/ST. ANTHONY'S HOSPITAL			1	100%	1
MARION COUNTY HEALTH DEPARTMENT			1	100%	1
ACCESSLAB		1			1
MEDICAL CENTER ENTERPRISE			1	100%	1
BAYCARE MEDICAL GROUP INC			1	100%	1
CENTRA CARE HUNTER'S CREEK			1	100%	1
JOHNS HOPKINS MEDICAL LABS			1	100%	1
CAROMONT HEALTH			1	100%	1
LAKEWOOD RANCH ER 24/7			1	100%	1
BOZEMAN HEALTH DEACONESS HOSPITAL		1			1
BAYCARE ALLIANT HOSPITAL			1	100%	1
AMERICAN MEDICAL LABORATORIES			1	100%	1
BEAUMONT HOSPITAL, GROSSE POINTE			1	100%	1
BAYCARE OUTREACH LAB			1	100%	1
BEAUFORT MEMORIAL			1	100%	1
CHARLOTTE CHD PORT CHARLOTTE		1			1
GENETRAIT LABORATORIES			1	100%	1
GRAND VIEW HOSPITAL			1	100%	1
FLORIDA HOSPITAL			1	100%	1
COMMONWEALTH OF MASSACHUSETTS			1	100%	1
AFC URGENT CARE			1	100%	1
BIRMINGHAM VAMC		1			1
MONTANA DEPARTMENT OF PUBLIC HEALTH & HUMAN SERVICES			1	100%	1
Mt Sinai Aventura			1	100%	1
CONEY ISLAND HOSPITAL		1			1
LOYOLA UNIVERSITY MEDICAL CENTER LABORATORY			1	100%	1
DELAWARE DIAGNOSTICS LABS			1	100%	1
CATHOLIC HEALTH SYSTEM DEPT LABORATORY		1			1
BLOUNT MEMORIAL HOSPITAL		1			1
BLOOD SYSTEMS LABORATORIES			1	100%	1
BAPTIST HEALTH MEDICAL CENTER			1	100%	1
BOCA BIOLISTICS REFERENCE LABORATORY			1	100%	1
ARCPOINT LABS OF TAMPA			1	100%	1
LABCORP KANSAS CITY			1	100%	1
LABCORP - HOLLYWOOD			1	100%	1
MEDICAL CLINIC OF HOUSTON			1	100%	1
UNK			1	100%	1
UNIVERSITY OF FLORIDA			1	100%	1
UNIVERSITY OF MIAMI			1	100%	1
JOHNS HOPKINS MEDICAL LABORATORIES			1	100%	1
MONTEFIORE NYACK HOSPITAL AFFILIATED LABORATORY		1			1
MUNSON MEDICAL CENTER			1	100%	1
JOHN HOPKINS MEDICAL LABORATORIES		1			1
MEDSTAR HARBOR HOSPITAL			1	100%	1

Coronavirus: testing by laboratory

Data through Jul 10, 2020 verified as of Jul 11, 2020 at 09:25 AM

Data in this report are provisional and subject to change.

The numbers in the table below represent the number for whom test results were received by the Department of Health. A person can be tested by more than one laboratory and can have both positive and negative results. **Therefore, the sum of the numbers in each column will be larger than the total number of people tested.**

Reporting lab	Inconclusive	Negative	Positive	Percent positive	Total
MEMORIAL HERMANN CONSOLIDATED LABORATORY SERVICES			1	100%	1
UF KANAPAHA LAB BEAKER		1			1
MARYLAND DEPARTMENT OF HEALTH AND MENTAL HYGIENE			1	100%	1
MARINA DEL REY HOSPITAL LAB			1	100%	1
SANFORD SOUTH UNIVERSITY		1			1
REGIONAL MEDICAL LABORATORY			1	100%	1
REMISE OCCUPATIONAL HEALTH SOLUTIONS INC			1	100%	1
LEGACY LABORATORY SERVICES			1	100%	1
THE UNIVERSITY OF VERMONT MEDICAL CENTER		1			1
THOMAS LANGLEY			1	100%	1
TEN HEALTHCARE			1	100%	1
ST. JOSEPH'S HOSPITAL NORTH			1	100%	1
LABCORP LAFAYETTE		1			1
TIEHH BIOTERRORISM RESPONSE LAB			1	100%	1
UNITED CLINICAL LABORATORIES			1	100%	1
THE HEART HOSPITAL BAYLOR PLANO			1	100%	1
CLEVELAND CLINIC OHIO LABORATORIES			1	100%	1
TEXAS DEPARTMENT OF STATE HEALTH SERVICES			1	100%	1
URGENT CARE WEST CLINIC			1	100%	1
LATE HOURS URGENT CARE			1	100%	1
PEACHEALTH LABORATORIES		1			1
MAGNOLIA ADULT, LLC			1	100%	1
BMC/JACSONVILLE		1			1
BERKSHIRE MEDICAL CENTER			1	100%	1
DHEC - S.C PUBLIC HEALTH LAB			1	100%	1
FALMOUTH BY THE SEA			1	100%	1
RIVIERA BEACH HEALTH CENTER LAB			1	100%	1
PRORENATA LABS			1	100%	1
NEWYORK-PRESBYTERIAN/ LAWRENCE HOSPITAL LABORATORY		1			1
NOVANT HEALTH INPATIENT CARE			1	100%	1
ROBERT WOOD JOHNSON HOSPITAL			1	100%	1
ST FRANCIS			1	100%	1
State Lab Unspecifd			1	100%	1
SOUTHEAST GEORGIA HEALTH SYSTEM			1	100%	1
DUKE HEALTH REGIONAL HOSPITAL			1	100%	1
SKY RIDGE MEDICAL CENTER - MICRO			1	100%	1
TALLAHASSEE MEMORIAL HOSPITAL/MICROBIOLOGY LAB			1	100%	1
TANNER MEDICAL CENTER EAST AL		1			1
Covance Central Laboratory			1	100%	1
SHANDS AT LAKE SHORE LAB			1	100%	1
SOUTH GEORGIA MEDICAL CENTER			1	100%	1
TRINITAS REGIONAL MEDICAL CENTER			1	100%	1
UTMB PATHOLOGY CLINICAL SERVICES LABORATORY			1	100%	1
CENTRA CARE - WATERFORD LAKES			1	100%	1
UNIVERSITY OF MISSOURI HEALTH CARE			1	100%	1
CFCH - FROSTPROOF			1	100%	1
UNITED HEALTHCARE			1	100%	1

Coronavirus: testing by laboratory

Data through Jul 10, 2020 verified as of Jul 11, 2020 at 09:25 AM

Data in this report are provisional and subject to change.

The numbers in the table below represent the number for whom test results were received by the Department of Health. A person can be tested by more than one laboratory and can have both positive and negative results. **Therefore, the sum of the numbers in each column will be larger than the total number of people tested.**

Reporting lab	Inconclusive	Negative	Positive	Percent positive	Total
SCIENCE CARE			1	100%	1
HOUSTON HEALTH DEPARTMENT - BUREAU OF LABORATORY SERVICES			1	100%	1
HOLY NAME MEDICAL CENTER		1			1
WOLFSON (USE BAPTIST)			1	100%	1
LABCORP - ORLANDO		1			1
UW HOSPITAL AND CLINICS			1	100%	1
HARDIN MEMORIAL HOSPITAL - HEARTLAND PATHOLOGY CONSULTANTS			1	100%	1
RIVERVIEW REGIONAL MEDICAL CENTER		1			1
FLORIDA HOSPITAL ALTAMONTE			1	100%	1
FORT SANDERS REGIONAL LABORATORY		1			1
QUEST ELR		1			1
RDX BIOSCIENCE, NOT GIVEN			1	100%	1
PEDIATRIC ASSOCIATES - JACKSONVILLE			1	100%	1
NORTH BROWARD MEDICAL CENTER			1	100%	1
ALVERNO CLINICAL LABORATORIES			1	100%	1
ALLIANCE LABS @LRMC			1	100%	1
PHELPS HOSPITAL LABORATORY		1			1
QUEST DIAGNOSTICS-OCALA-SE 3RD		1			1
MD NOW URGENT CARE CENTER INC.			1	100%	1
MISSOURI DEPARTMENT OF HEALTH AND SENIOR SERVICES - STATE PH LAB		1			1
PREMIER MEDICAL LABORATORY			1	100%	1
QUEST DIAGNOSTIC INC TECHNICAL			1	100%	1
ARNOLD PALMER HOSPITAL LABORATORY			1	100%	1
WELLNOW URGENT CARE		1			1
XPRESS WELLNESS URGENT CARE			1	100%	1
CELEBRATION HOSPITAL			1	100%	1
VIRACOR			1	100%	1
WATAUGA MEDICAL CENTER			1	100%	1
CALIFORNIA PUBLIC HEALTH LABORATORY			1	100%	1
ACCESS HEALTH CARE			1	100%	1
NAVAL BRANCH MEDICAL CLINIC			1	100%	1
BAYCARE MEDICAL GROUP			1	100%	1
BAYFRONT HEALTH PORT CHARLOTTE			1	100%	1
MIDMICHIGAN MEDICAL CENTER			1	100%	1
Total	6,931	2,703,554	318,664	11%	3,029,149