

COVID-19: summary of persons being monitored, persons tested, and cases

Data through Aug 2, 2020 verified as of Aug 3, 2020 at 09:25 AM

Data in this report are provisional and subject to change.

Monitored persons: people the Florida Department of Health was notified of for possible monitoring because they are a contact of a case, traveled from China, or were identified by the Centers for Disease Control and Prevention (CDC) as a part of an airline/ship contact investigation

Total reports	148,453
Total persons of high, medium, or unknown risk	144,778
High/medium/unknown risk still being monitored	14,657

Persons tested: includes PCR and antigen test results received by the Department of Health from the state public health laboratory (BPHL), as well as commercial and hospital laboratories

Total tested	3,758,496
Positive	491,884
Negative	3,260,914
Inconclusive	5,698
Awaiting testing	3,228

Cases: people with positive PCR or antigen test result

Total cases	491,884
Florida residents	486,384
Non-Florida residents	5,500

Type of testing	
Florida residents	486,384
Positive by BPHL/CDC	16,195
Positive by commercial/hospital lab	470,189
Non-Florida residents	5,500
Positive by BPHL/CDC	205
Positive by commercial/hospital lab	5,295

Characteristics	
Florida residents hospitalized	27,366
Florida resident deaths	7,157
Change in deaths since previous report	+73
Non-Florida resident deaths	122

Hospitalized counts include anyone who was hospitalized at some point during their illness. It does not reflect the number of people currently hospitalized.

More information on deaths identified through death certificate data is available on the National Center for Health Statistics website at www.cdc.gov/nchs/nvss/vsrr/COVID19/index.htm.

Risk factors for Florida residents	
Traveled	3,737
Contact with a known case	133,732
Traveled and contact with a known case	3,756
Neither	345,159
No travel and no contact	48,896
Travel is unknown	241,830
Contact is unknown	87,082
Contact is pending	199,760

Travel can be unknown and contact can be unknown or pending for the same case, these numbers will sum to more than the "neither" total.

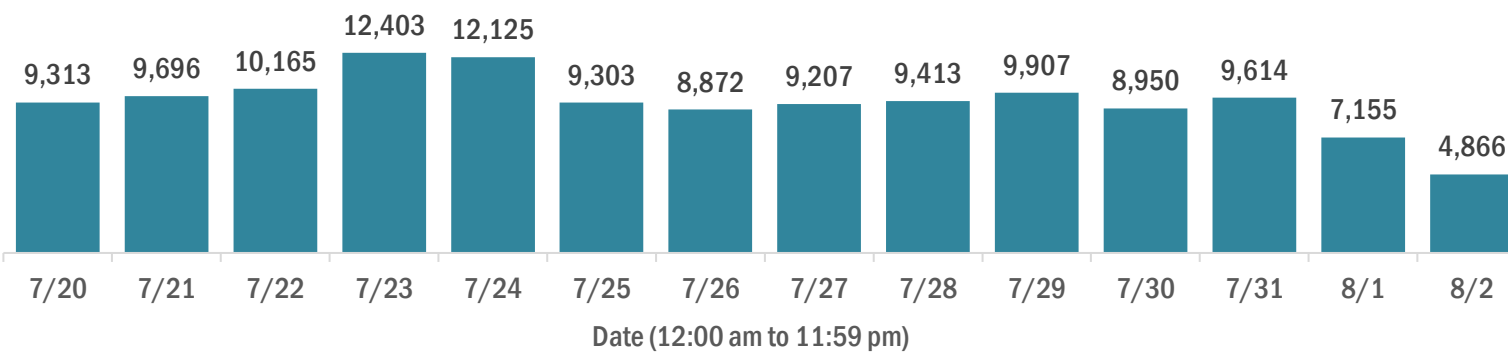
COVID-19: cases and laboratory testing over time

Data through Aug 2, 2020 verified as of Aug 3, 2020 at 09:25 AM

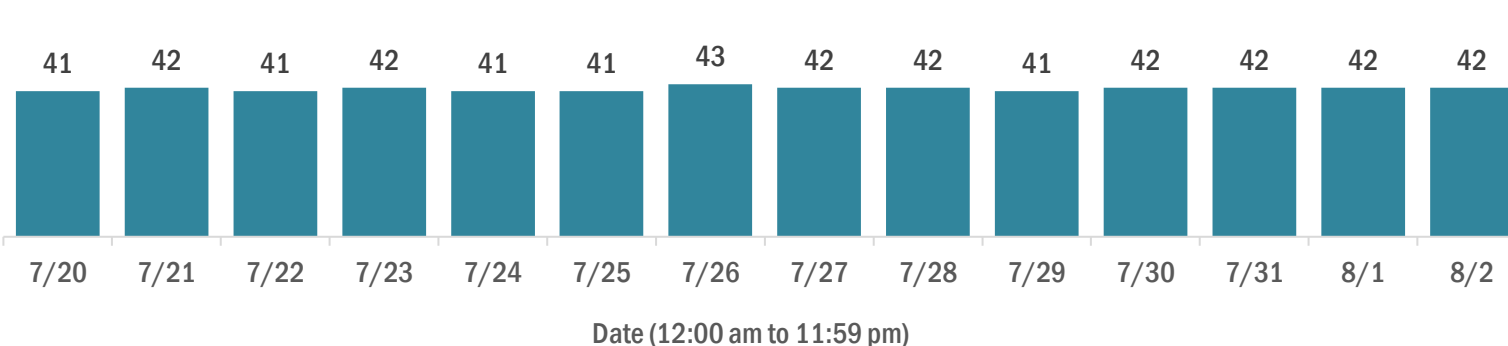
Data in this report are provisional and subject to change.

Cases in Florida residents per day for the past 2 weeks

Number of cases per day



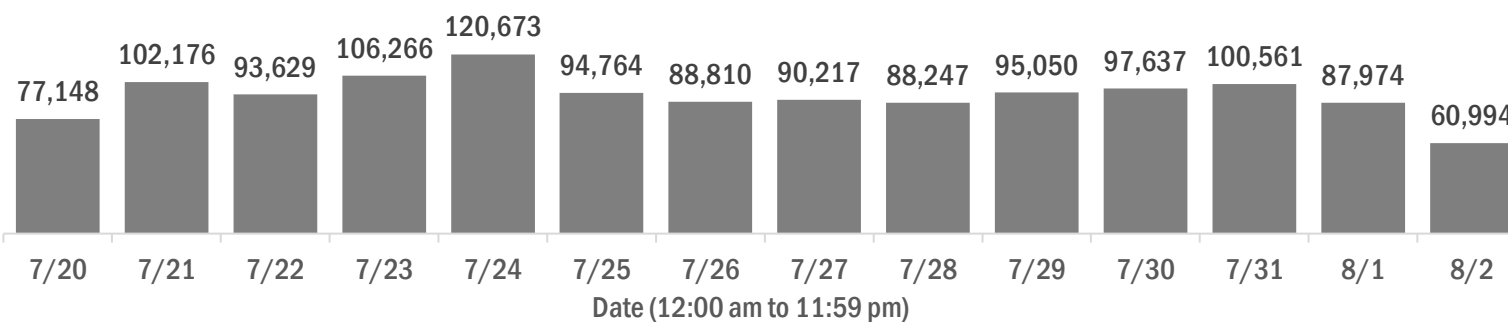
Median age of cases by day



Laboratory testing for Florida residents and non-Florida residents over the past 2 weeks

Number of people tested per day

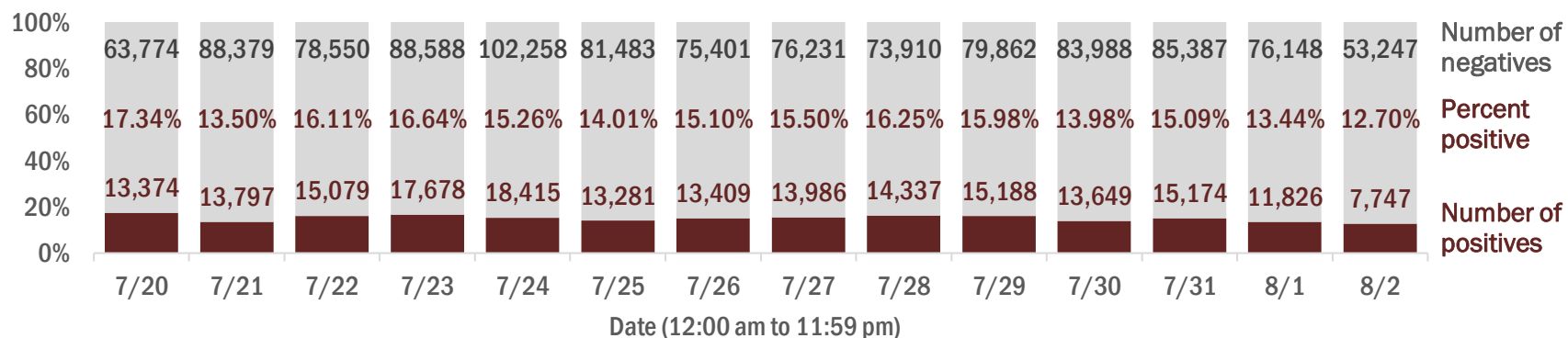
These counts include the number of people for whom the department received PCR or antigen laboratory results by day. People tested on multiple days will be included for each day a new result was received. A person is only counted once for each day they are tested, regardless of whether multiple specimens are tested or multiple results are received.



Number and percent of positive labs

The percent of positive results ranged from 12.70% to 17.34% over the past 2 weeks and was 12.70% yesterday.

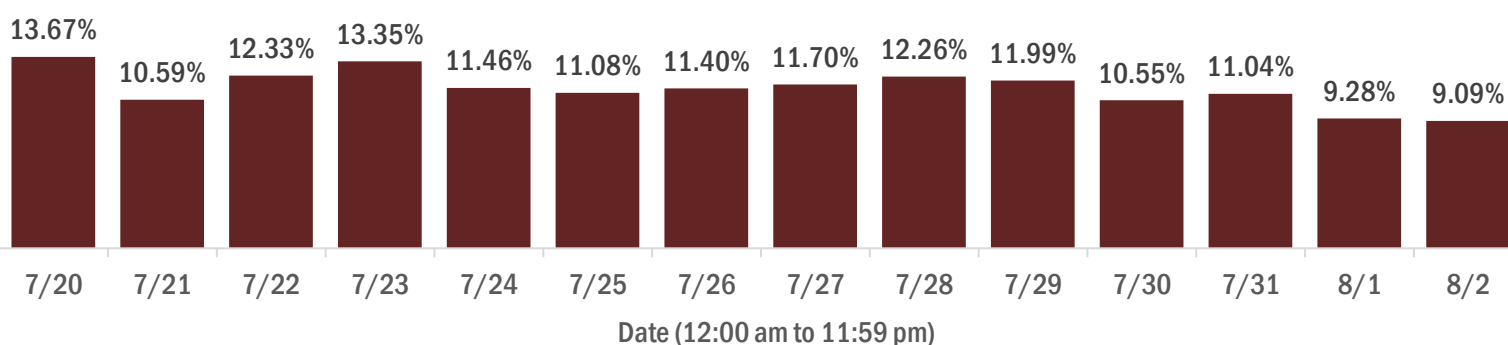
These counts include the number of people for whom the department received PCR or antigen laboratory results by day. People tested on multiple days will be included for each day a new result was received. A person is only counted once for each day they are tested, regardless of whether multiple specimens are tested or multiple results are received. If a person has a positive specimen and a negative specimen in the same day, only the positive result is counted.



Percent positivity for new cases

The percent of positive results ranged from 9.09% to 13.67% over the past 2 weeks and was 9.09% yesterday.

This percent is the number of people who test PCR- or antigen-positive for the first time divided by all the people tested that day, excluding people who have previously tested positive.



COVID-19: characteristics of 486,384 Florida resident cases

Data through Aug 2, 2020 verified as of Aug 3, 2020 at 09:25 AM

Data in this report are provisional and subject to change.

Age group	Cases	Hospitalizations	Deaths
0-4 years	8,197 2%	165 1%	0 0%
5-14 years	18,933 4%	122 0%	3 0%
15-24 years	74,388 15%	685 3%	19 0%
25-34 years	94,660 19%	1,661 6%	52 1%
35-44 years	80,145 16%	2,467 9%	155 2%
45-54 years	77,766 16%	3,607 13%	313 4%
55-64 years	62,660 13%	4,840 18%	728 10%
65-74 years	36,132 7%	5,315 19%	1,464 20%
75-84 years	20,731 4%	4,866 18%	2,046 29%
85+ years	11,973 2%	3,638 13%	2,377 33%
Unknown	799 0%	0 0%	0 0%
Total	486,384	27,366	7,157

Gender	Cases
Female	249,516 51%
Male	233,237 48%
Unknown	3,631 1%
Total	486,384

Ethnicity	Cases	Hospitalizations	Deaths
Hispanic	126,448 26%	8,574 31%	1,819 25%
Non-Hispanic	162,413 33%	16,910 62%	4,595 64%
Unknown	197,523 41%	1,882 7%	743 10%
Total	486,384	27,366	7,157

Race and ethnicity	Cases	Hospitalizations	Deaths
White	186,622 38%	16,303 60%	4,746 66%
Hispanic	82,591 17%	6,118 22%	1,419 20%
Non-Hispanic	85,580 18%	9,480 35%	3,021 42%
Unknown	18,451 4%	705 3%	306 4%
Black	72,237 15%	6,793 25%	1,451 20%
Hispanic	3,303 1%	303 1%	50 1%
Non-Hispanic	59,283 12%	6,268 23%	1,329 19%
Unknown	9,651 2%	222 1%	72 1%
Other race	52,838 11%	3,213 12%	569 8%
Hispanic	25,927 5%	1,935 7%	282 4%
Non-Hispanic	14,251 3%	1,074 4%	212 3%
Unknown	12,660 3%	204 1%	75 1%
Unknown race	174,687 36%	1,057 4%	391 5%
Hispanic	14,627 3%	218 1%	68 1%
Non-Hispanic	3,299 1%	88 0%	33 0%
Unknown	156,761 32%	751 3%	290 4%
Total	486,384	27,366	7,157

Hospitalization counts include anyone who was hospitalized at some point during their illness. It does not reflect the number of people currently hospitalized. **Other race** includes any person with a race of American Indian/Alaskan native, Asian, native Hawaiian/Pacific Islander, or other.

COVID-19: deaths in Florida residents and staff of long-term care facilities

Data through Aug 2, 2020 verified as of Aug 3, 2020 at 09:25 AM

Data in this report are provisional and subject to change.

For current cases in residents or staff of long-term care facilities, please visit: <https://floridahealthcovid19.gov/>

County	Deaths		County	Deaths		County	Deaths	
Dade	612	20%	Suwannee	26	1%	Highlands	3	0%
Palm Beach	347	11%	Indian River	21	1%	Okeechobee	3	0%
Pinellas	302	10%	Osceola	20	1%	Santa Rosa	3	0%
Broward	218	7%	Hendry	19	1%	Bradford	2	0%
Hillsborough	177	6%	Marion	19	1%	Gilchrist	2	0%
Lee	168	5%	Hernando	15	0%	Hardee	2	0%
Polk	143	5%	Okaloosa	13	0%	Nassau	2	0%
Manatee	103	3%	Lake	12	0%	Bay	1	0%
Sarasota	73	2%	Washington	12	0%	Desoto	1	0%
Duval	68	2%	Alachua	11	0%	Flagler	1	0%
Volusia	67	2%	Walton	11	0%	Holmes	1	0%
St. Lucie	62	2%	Gadsden	8	0%	Levy	1	0%
Brevard	59	2%	Putnam	8	0%	Monroe	1	0%
Escambia	59	2%	Sumter	8	0%	Taylor	1	0%
Seminole	56	2%	Citrus	7	0%	Total	3,066	
Charlotte	53	2%	Calhoun	6	0%			
Collier	52	2%	St. Johns	6	0%			
Martin	45	1%	Columbia	5	0%			
Pasco	45	1%	Leon	5	0%			
Orange	33	1%	Jefferson	4	0%			
Clay	29	1%	Madison	4	0%			
Jackson	28	1%	Baker	3	0%			

Note: cases are summarized by the county of usual residence. Residents and staff may be cases associated with facilities that are not in their county of usual residence, resulting in cases being included below for counties that do not have facilities with known cases.

COVID-19: characteristics of 491,884 cases

Data through Aug 2, 2020 verified as of Aug 3, 2020 at 09:25 AM

Data in this report are provisional and subject to change.

Tables below include cases in Florida residents and non-Florida residents.

All 67 Florida counties have cases:

County	FL resident cases	Non-FL resident cases	Total cases	FL resident deaths	FL death rate
Dade	122,732	912	123,644	1,694	1.4%
Broward	58,019	512	58,531	748	1.3%
Palm Beach	34,247	303	34,550	845	2.5%
Hillsborough	30,322	128	30,450	348	1.1%
Orange	29,544	383	29,927	239	0.8%
Duval	21,601	229	21,830	160	0.7%
Pinellas	16,770	116	16,886	442	2.6%
Lee	15,518	281	15,799	300	1.9%
Polk	13,094	43	13,137	271	2.1%
Collier	9,646	165	9,811	124	1.3%
Osceola	8,811	83	8,894	81	0.9%
Manatee	8,733	92	8,825	187	2.1%
Escambia	7,265	860	8,125	97	1.3%
Volusia	7,139	55	7,194	116	1.6%
Seminole	6,660	27	6,687	88	1.3%
Pasco	6,513	35	6,548	99	1.5%
Sarasota	5,763	51	5,814	121	2.1%
Brevard	5,598	21	5,619	117	2.1%
Marion	5,273	13	5,286	64	1.2%
St. Lucie	5,236	20	5,256	125	2.4%
Lake	4,676	32	4,708	51	1.1%
Leon	4,367	81	4,448	15	0.3%
Alachua	3,697	52	3,749	23	0.6%
Bay	3,639	62	3,701	22	0.6%
Martin	3,620	24	3,644	77	2.1%
Santa Rosa	3,460	24	3,484	24	0.7%
St. Johns	3,326	36	3,362	29	0.9%
Okaloosa	3,002	29	3,031	30	1.0%
Clay	2,926	9	2,935	48	1.6%
Columbia	2,588	10	2,598	11	0.4%
Indian River	2,327	13	2,340	48	2.1%
Charlotte	2,056	6	2,062	89	4.3%
Hernando	1,752	14	1,766	33	1.9%
Hendry	1,667	0	1,667	37	2.2%
Jackson	1,604	14	1,618	33	2.1%
Gadsden	1,569	7	1,576	20	1.3%
Monroe	1,353	26	1,379	11	0.8%
Putnam	1,379	0	1,379	19	1.4%
Citrus	1,297	2	1,299	30	2.3%
Desoto	1,294	3	1,297	15	1.2%
Highlands	1,274	3	1,277	29	2.3%
Walton	1,145	111	1,256	13	1.1%
Suwannee	1,173	17	1,190	36	3.1%
Sumter	1,134	8	1,142	35	3.1%
Nassau	1,060	61	1,121	11	1.0%
Okeechobee	954	4	958	6	0.6%
Flagler	935	10	945	11	1.2%
Hardee	850	7	857	7	0.8%
Madison	644	11	655	8	1.2%
Unknown	185	446	631	0	0.0%
Levy	615	3	618	3	0.5%
Wakulla	606	6	612	4	0.7%
Washington	590	7	597	14	2.4%
Hamilton	581	5	586	3	0.5%
Holmes	446	9	455	2	0.4%
Liberty	412	0	412	2	0.5%
Baker	403	0	403	4	1.0%
Taylor	393	3	396	3	0.8%
Glades	392	0	392	3	0.8%
Gulf	381	9	390	2	0.5%
Jefferson	358	5	363	5	1.4%
Bradford	340	0	340	4	1.2%
Gilchrist	331	0	331	3	0.9%
Calhoun	328	0	328	7	2.1%
Dixie	277	0	277	4	1.4%
Union	225	0	225	4	1.8%
Franklin	156	2	158	2	1.3%
Lafayette	113	0	113	1	0.9%
Total	486,384	5,500	491,884	7,157	1.5%

COVID-19: characteristics of 486,384 Florida resident cases

Data through Aug 2, 2020 verified as of Aug 3, 2020 at 09:25 AM

Data in this report are provisional and subject to change.

The table below includes the cities and counties of residence for cases in Florida residents based on the patient's ZIP Code.

Note that city is not always received as part of the initial notification and may be missing while the case is being investigated.

City and county	Cases
Miami, Dade	76,404
Orlando, Orange	22,603
Jacksonville, Duval	20,124
Tampa, Hillsborough	18,420
Hialeah, Dade	18,322
Fort Lauderdale, Broward	13,129
Hollywood, Broward	11,317
West Palm Beach, Palm Beach	8,614
Homestead, Dade	8,207
Kissimmee, Osceola	7,165
Saint Petersburg, Pinellas	7,013
Naples, Collier	6,938
Pompano Beach, Broward	6,870
Fort Myers, Lee	6,406
Pensacola, Escambia	6,365
Bradenton, Manatee	6,006
Lake Worth, Palm Beach	4,764
Boca Raton, Palm Beach	4,676
Sarasota, Sarasota	4,320
Tallahassee, Leon	4,261
Ocala, Marion	4,195
Lakeland, Polk	4,002
Miramar, Broward	3,635
Cape Coral, Lee	3,580
Miami Beach, Dade	3,312
Clearwater, Pinellas	3,294
Miami Gardens, Dade	3,213
Lehigh Acres, Lee	3,128
Port Saint Lucie, St. Lucie	3,117
Boynton Beach, Palm Beach	3,045
Gainesville, Alachua	3,013
Winter Haven, Polk	2,648
Panama City, Bay	2,531
Coral Springs, Broward	2,528
Lake City, Columbia	2,494
Opa Locka, Dade	2,391
Delray Beach, Palm Beach	2,347
Immokalee, Collier	2,085
Doral, Dade	2,065
Davie, Broward	2,043
Brandon, Hillsborough	2,029
Sunrise, Broward	2,002
Milton, Santa Rosa	1,955
Riverview, Hillsborough	1,901
Fort Pierce, St. Lucie	1,890
Apopka, Orange	1,841
Plant City, Hillsborough	1,828
North Miami Beach, Dade	1,824
Stuart, Martin	1,780
Missing, Broward	1,764
Saint Augustine, St. Johns	1,730
Largo, Pinellas	1,710
Melbourne, Brevard	1,683
Deerfield Beach, Broward	1,633
Tamarac, Broward	1,620
Vero Beach, Indian River	1,608
Sanford, Seminole	1,589
Jupiter, Palm Beach	1,582
Plantation, Broward	1,576

COVID-19: characteristics of 486,384 Florida resident cases

Data through Aug 2, 2020 verified as of Aug 3, 2020 at 09:25 AM

Data in this report are provisional and subject to change.

The table below includes the cities and counties of residence for cases in Florida residents based on the patient's ZIP Code.

Note that city is not always received as part of the initial notification and may be missing while the case is being investigated.

City and county	Cases
Daytona Beach, Volusia	1,534
New Port Richey, Pasco	1,513
Saint Cloud, Osceola	1,401
Lake Worth Beach, Palm Beach	1,395
Orange Park, Clay	1,385
Deltona, Volusia	1,367
Palmetto, Manatee	1,313
Margate, Broward	1,268
Weston, Broward	1,196
Palm Bay, Brevard	1,171
North Lauderdale, Broward	1,171
Clermont, Lake	1,171
Deland, Volusia	1,153
Palm Beach Gardens, Palm Beach	1,143
Arcadia, Desoto	1,138
Altamonte Springs, Seminole	1,123
Winter Park, Orange	1,117
Hallandale, Broward	1,109
Winter Garden, Orange	1,104
Coconut Creek, Broward	1,100
Haines City, Polk	1,082
Fort Walton Beach, Okaloosa	1,072
Davenport, Polk	1,055
Bonita Springs, Lee	1,044
North Miami, Dade	1,032
Oviedo, Seminole	1,027
Port Charlotte, Charlotte	1,021
Royal Palm Beach, Palm Beach	1,008
Ocoee, Orange	1,001
Spring Hill, Hernando	968
Coral Gables, Dade	959
Live Oak, Suwannee	956
Palm Harbor, Pinellas	947
Oakland Park, Broward	939
Land O Lakes, Pasco	928
Okeechobee, Okeechobee	913
Quincy, Gadsden	906
Wellington, Palm Beach	900
Indiantown, Martin	894
Wesley Chapel, Pasco	880
Pinellas Park, Pinellas	879
Clewiston, Hendry	871
Ruskin, Hillsborough	862
Florida City, Dade	853
Valrico, Hillsborough	808
Punta Gorda, Charlotte	808
Lutz, Hillsborough	807
Seminole, Pinellas	807
Longwood, Seminole	797
Pembroke Pines, Broward	794
Belle Glade, Palm Beach	792
Wimauma, Hillsborough	723
Leesburg, Lake	720
Missing, Palm Beach	719
Windermere, Orange	697
Casselberry, Seminole	688
Palatka, Putnam	687
Palm Coast, Flagler	684
Miami Lakes, Dade	677

COVID-19: characteristics of 486,384 Florida resident cases

Data through Aug 2, 2020 verified as of Aug 3, 2020 at 09:25 AM

Data in this report are provisional and subject to change.

The table below includes the cities and counties of residence for cases in Florida residents based on the patient's ZIP Code.

Note that city is not always received as part of the initial notification and may be missing while the case is being investigated.

City and county	Cases
Bartow, Polk	673
Jacksonville Beach, Duval	671
Aventura, Dade	651
Ormond Beach, Volusia	634
Key West, Monroe	633
Crestview, Okaloosa	627
Middleburg, Clay	620
North Port, Sarasota	612
Missing, Dade	601
Kissimmee, Polk	599
Cantonment, Escambia	594
Lake Mary, Seminole	593
Brooksville, Hernando	589
Cocoa, Brevard	585
Tavares, Lake	584
Auburndale, Polk	573
Graceville, Jackson	570
North Fort Myers, Lee	569
Zephyrhills, Pasco	558
Labelle, Hendry	556
Port Richey, Pasco	551
Hudson, Pasco	550
Sebring, Highlands	546
Dade City, Pasco	530
Loxahatchee, Palm Beach	526
Winter Springs, Seminole	522
Crawfordville, Wakulla	518
Gulf Breeze, Santa Rosa	507
Tarpon Springs, Pinellas	505
Maitland, Orange	492
Riviera Beach, Palm Beach	489
Seffner, Hillsborough	482
Lake Wales, Polk	477
Port Orange, Volusia	477
Mulberry, Polk	476
Marianna, Jackson	466
Panama City Beach, Bay	464
Venice, Sarasota	457
Cooper City, Broward	453
Sarasota, Manatee	452
Holiday, Pasco	450
Ponte Vedra Beach, St. Johns	446
Chipley, Washington	445
Saint Johns, St. Johns	444
Orange City, Volusia	441
Fernandina Beach, Nassau	431
Destin, Okaloosa	429
Dunedin, Pinellas	423
South Bay, Palm Beach	423
Missing, Collier	420
Avon Park, Highlands	418
Wauchula, Hardee	412
Navarre, Santa Rosa	412
Lynn Haven, Bay	408
Dania, Broward	407
Defuniak Springs, Walton	406
Merritt Island, Brevard	405
Pinecrest, Dade	402
Pahokee, Palm Beach	401

COVID-19: characteristics of 486,384 Florida resident cases

Data through Aug 2, 2020 verified as of Aug 3, 2020 at 09:25 AM

Data in this report are provisional and subject to change.

The table below includes the cities and counties of residence for cases in Florida residents based on the patient's ZIP Code.

Note that city is not always received as part of the initial notification and may be missing while the case is being investigated.

City and county	Cases
Eustis, Lake	399
The Villages, Sumter	393
Jasper, Hamilton	391
South Miami, Dade	390
Santa Rosa Beach, Walton	388
Parrish, Manatee	388
Fleming Island, Clay	386
Green Cove Springs, Clay	386
Madison, Madison	385
Titusville, Brevard	378
Palm City, Martin	378
Dover, Hillsborough	374
Lantana, Palm Beach	366
Moore Haven, Glades	364
Rockledge, Brevard	363
Fellsmere, Indian River	361
Gibsonton, Hillsborough	359
Bristol, Liberty	358
Odessa, Hillsborough	355
Missing, Hillsborough	354
New Smyrna Beach, Volusia	345
Bonifay, Holmes	344
Groveland, Lake	341
Estero, Lee	337
Perry, Taylor	337
Inverness, Citrus	334
Parkland, Broward	333
Missing, Duval	322
Monticello, Jefferson	319
Lauderdale Lakes, Broward	318
Key Biscayne, Dade	315
Mount Dora, Lake	313
Atlantic Beach, Duval	310
Niceville, Okaloosa	310
Crescent City, Putnam	305
Polk City, Polk	302
Debary, Volusia	300
Lauderhill, Broward	293
Oldsmar, Pinellas	292
Missing, Orange	268
North Palm Beach, Palm Beach	266
Lithia, Hillsborough	262
Apollo Beach, Hillsborough	261
Palm Springs, Palm Beach	258
Starke, Bradford	255
Hobe Sound, Martin	254
Pace, Santa Rosa	254
Frostproof, Polk	252
Sun City Center, Hillsborough	252
Missing, Pasco	249
Wilton Manors, Broward	248
Sebastian, Indian River	233
Missing, Santa Rosa	227
Fort Meade, Polk	226
Ellenton, Manatee	225
Alachua, Alachua	225
Yulee, Nassau	225
Summerfield, Marion	222
Macclenny, Baker	222

COVID-19: characteristics of 486,384 Florida resident cases

Data through Aug 2, 2020 verified as of Aug 3, 2020 at 09:25 AM

Data in this report are provisional and subject to change.

The table below includes the cities and counties of residence for cases in Florida residents based on the patient's ZIP Code.

Note that city is not always received as part of the initial notification and may be missing while the case is being investigated.

City and county	Cases
Missing, St. Johns	218
Ponte Vedra, St. Johns	218
Missing, St. Lucie	216
Palmetto Bay, Dade	216
Safety Harbor, Pinellas	215
Bushnell, Sumter	212
Sneads, Jackson	211
Chattahoochee, Gadsden	209
Missing, Hendry	203
Missing, Polk	202
Trenton, Gilchrist	201
Williston, Levy	198
Blountstown, Calhoun	196
Belleview, Marion	190
Key Largo, Monroe	189
Crystal River, Citrus	187
Chiefland, Levy	185
Jensen Beach, Martin	184
Port Saint Joe, Gulf	181
Wildwood, Sumter	180
Havana, Gadsden	180
Homosassa, Citrus	177
Lake Placid, Highlands	174
Lady Lake, Lake	173
Missing, Hardee	172
Callahan, Nassau	171
Mary Esther, Okaloosa	169
Shalimar, Okaloosa	163
Missing, Marion	162
Newberry, Alachua	160
Old Town, Dixie	159
Dunnellon, Marion	159
Mascotte, Lake	159
Missing, Lee	158
Edgewater, Volusia	158
Missing, Volusia	157
Bowling Green, Hardee	157
Missing, Citrus	157
Jacksonville, St. Johns	157
Missing, Madison	154
Marathon, Monroe	151
Thonotosassa, Hillsborough	151
Southwest Ranches, Broward	147
Wewahitchka, Gulf	144
Missing, Osceola	142
Lake Alfred, Polk	142
Freeport, Walton	142
Lake Butler, Union	142
Missing, Brevard	139
Cocoa Beach, Brevard	133
Myakka City, Manatee	132
Missing, Desoto	132
Satellite Beach, Brevard	131
Neptune Beach, Duval	130
Minneola, Lake	129
Pierson, Volusia	128
Medley, Dade	127
Jennings, Hamilton	126
Clearwater Beach, Pinellas	125

COVID-19: characteristics of 486,384 Florida resident cases

Data through Aug 2, 2020 verified as of Aug 3, 2020 at 09:25 AM

Data in this report are provisional and subject to change.

The table below includes the cities and counties of residence for cases in Florida residents based on the patient's ZIP Code.

Note that city is not always received as part of the initial notification and may be missing while the case is being investigated.

City and county	Cases
Sorrento, Lake	125
Missing, Hernando	123
Nokomis, Sarasota	123
Missing, Highlands	122
Bronson, Levy	121
Spring Hill, Pasco	121
Carol City, Dade	118
Missing, Martin	117
West Melbourne, Brevard	117
Lake Park, Palm Beach	116
Gulfport, Pinellas	116
Midway, Gadsden	115
Missing, Indian River	114
Hilliard, Nassau	113
Holly Hill, Volusia	113
Tavernier, Monroe	112
Marco Island, Collier	111
Missing, Seminole	108
Lecanto, Citrus	108
Englewood, Charlotte	108
De Leon Springs, Volusia	105
Mayo, Lafayette	102
Bunnell, Flagler	101
Beverly Hills, Citrus	99
Missing, Pinellas	99
Bell, Gilchrist	96
Miramar Beach, Walton	96
Zolfo Springs, Hardee	96
Missing, Monroe	95
Alva, Lee	95
Umatilla, Lake	95
Cross City, Dixie	94
Jay, Santa Rosa	93
Molino, Escambia	92
Missing, Nassau	90
Indialantic, Brevard	89
Palm Beach, Palm Beach	88
Englewood, Sarasota	87
Missing, Unknown	87
High Springs, Alachua	85
Fort White, Columbia	85
Fruitland Park, Lake	84
Tequesta, Palm Beach	84
Flagler Beach, Flagler	83
Missing, Sarasota	82
Montverde, Lake	80
Hernando, Citrus	79
Gretna, Gadsden	79
Trinity, Pasco	78
East Palatka, Putnam	77
Chuluota, Seminole	77
Kenneth City, Pinellas	77
Century, Escambia	76
South Daytona, Volusia	76
Oxford, Sumter	76
Gotha, Orange	75
Greenwood, Jackson	75
Dunnellon, Citrus	73
Cape Canaveral, Brevard	73

COVID-19: characteristics of 486,384 Florida resident cases

Data through Aug 2, 2020 verified as of Aug 3, 2020 at 09:25 AM

Data in this report are provisional and subject to change.

The table below includes the cities and counties of residence for cases in Florida residents based on the patient's ZIP Code.

Note that city is not always received as part of the initial notification and may be missing while the case is being investigated.

City and county	Cases
Missing, Clay	73
Rotunda West, Charlotte	72
Citra, Marion	72
Missing, Jackson	71
Carrabelle, Franklin	71
Cottondale, Jackson	71
Eagle Lake, Polk	70
Glen Saint Mary, Baker	70
Geneva, Seminole	69
Archer, Alachua	69
Missing, Okaloosa	68
West Miami, Dade	68
Osprey, Sarasota	68
Youngstown, Bay	67
Keystone Heights, Clay	67
Missing, Leon	66
Avon Park, Polk	66
Missing, Lake	66
Sanderson, Baker	66
Silver Springs, Marion	66
Altha, Calhoun	65
Vernon, Washington	65
Reddick, Marion	64
Mims, Brevard	64
Missing, Flagler	64
Fort Myers Beach, Lee	63
Weeki Wachee, Hernando	62
Hastings, St. Johns	61
Hawthorne, Alachua	61
White Springs, Hamilton	61
Baker, Okaloosa	61
Branford, Suwannee	60
Melbourne Beach, Brevard	59
Missing, Escambia	59
Lake Panasoffkee, Sumter	59
Ave Maria, Collier	58
Zellwood, Orange	58
Missing, Manatee	58
Interlachen, Putnam	58
Southport, Bay	57
Dundee, Polk	57
Pomona Park, Putnam	57
Missing, Gulf	56
Webster, Sumter	56
O Brien, Suwannee	54
Oakland, Orange	54
Indian Rocks Beach, Pinellas	53
Belle Isle, Orange	53
Greenville, Madison	52
Satsuma, Putnam	52
Apalachicola, Franklin	51
Coconut Grove, Dade	51
Missing, Wakulla	51
Islamorada, Monroe	51
Bal Harbour, Dade	51
Missing, Gadsden	51
Missing, Levy	51
Surfside, Dade	50
Biscayne Park, Dade	50

COVID-19: characteristics of 486,384 Florida resident cases

Data through Aug 2, 2020 verified as of Aug 3, 2020 at 09:25 AM

Data in this report are provisional and subject to change.

The table below includes the cities and counties of residence for cases in Florida residents based on the patient's ZIP Code.

Note that city is not always received as part of the initial notification and may be missing while the case is being investigated.

City and county	Cases
South Pasadena, Pinellas	49
Missing, Washington	49
Grand Island, Lake	48
Raiford, Union	47
Ocklawaha, Marion	47
Viera, Brevard	46
Seville, Volusia	44
Missing, Baker	44
Grand Ridge, Jackson	42
Lakewood Ranch, Manatee	41
Coleman, Sumter	41
Greenacres, Palm Beach	41
Lee, Madison	41
Lawtey, Bradford	41
Missing, Calhoun	41
San Antonio, Pasco	41
Mcdavid, Escambia	39
Mcalpin, Suwannee	39
Missing, Okeechobee	39
Indian Harbour Beach, Brevard	39
Poinciana, Polk	39
Missing, Walton	39
Fountain, Bay	38
El Portal, Dade	38
Lake Hamilton, Polk	37
Citrus Springs, Citrus	37
Missing, Holmes	37
Sanibel, Lee	37
Missing, Sumter	36
Stock Island, Monroe	36
Center Hill, Sumter	36
Floral City, Citrus	36
Celebration, Osceola	36
Elkton, St. Johns	35
Christmas, Orange	34
Princeton, Dade	34
Cutler Bay, Dade	34
Melrose, Putnam	33
Howey-In-The-Hills, Lake	33
Welaka, Putnam	33
Lauderdale By The Sea, Broward	32
Astatula, Lake	32
Alford, Jackson	32
Malone, Jackson	32
Westville, Holmes	32
Malabar, Brevard	31
Summerland Key, Monroe	31
Morrison, Levy	31
Inlet Beach, Walton	30
Lake Helen, Volusia	30
Valparaiso, Okaloosa	30
Missing, Gilchrist	30
Juno Beach, Palm Beach	30
Micanopy, Alachua	30
Wellborn, Suwannee	30
Bokeelia, Lee	29
Ponce De Leon, Holmes	29
Madeira Beach, Pinellas	29
Anthony, Marion	29

COVID-19: characteristics of 486,384 Florida resident cases

Data through Aug 2, 2020 verified as of Aug 3, 2020 at 09:25 AM

Data in this report are provisional and subject to change.

The table below includes the cities and counties of residence for cases in Florida residents based on the patient's ZIP Code.

Note that city is not always received as part of the initial notification and may be missing while the case is being investigated.

City and county	Cases
Atlantis, Palm Beach	29
Babson Park, Polk	29
Steinhatchee, Taylor	29
Florida State University, Leon	29
Osteen, Volusia	28
Greensboro, Gadsden	28
Hallandale Beach, Broward	28
Missing, Liberty	27
Laurel Hill, Okaloosa	27
Bryceville, Nassau	27
Big Pine Key, Monroe	27
Hypoluxo, Palm Beach	27
Belleair, Pinellas	27
Naranja, Dade	26
Missing, Bay	26
Lady Lake, Sumter	26
San Mateo, Putnam	26
Canal Point, Palm Beach	26
Felda, Hendry	25
Hosford, Liberty	25
Weirsdale, Marion	25
Sunny Isles Beach, Dade	25
Destin, Walton	25
The Villages, Lake	25
Fern Park, Seminole	24
Missing, Suwannee	24
Patrick Air Force Base, Brevard	24
Astor, Lake	23
Yalaha, Lake	23
Bradenton Beach, Manatee	22
Eglin Air Force Base, Okaloosa	22
Florida Dept Of Corrections, Union	22
Ochopee, Collier	22
Missing, Jefferson	22
Belleair Beach, Pinellas	21
Longboat Key, Manatee	21
Haverhill, Palm Beach	21
Saint James City, Lee	21
Odessa, Pasco	21
Holt, Okaloosa	20
Grant-Valkaria, Brevard	20
Campbellton, Jackson	20
Sweetwater, Dade	20
Missing, Charlotte	20
Unknown, Orange	20
Miami Springs, Dade	19
Eastpoint, Franklin	19
Caryville, Washington	19
Missing, Bradford	19
Sumterville, Sumter	19
Temple Terrace, Hillsborough	19
Altoona, Lake	18
Callaway, Bay	18
Kissimmee, Orange	18
Kendall, Dade	18
Oak Hill, Volusia	18
Missing, Taylor	18
Lamont, Jefferson	17
Hialeah Gardens, Dade	17

COVID-19: characteristics of 486,384 Florida resident cases

Data through Aug 2, 2020 verified as of Aug 3, 2020 at 09:25 AM

Data in this report are provisional and subject to change.

The table below includes the cities and counties of residence for cases in Florida residents based on the patient's ZIP Code.

Note that city is not always received as part of the initial notification and may be missing while the case is being investigated.

City and county	Cases
Sopchoppy, Wakulla	17
Missing, Dixie	17
Crystal Beach, Pinellas	17
Village Of Palmetto Bay, Dade	16
Baldwin, Duval	16
North Bay Village, Dade	16
Clarksville, Calhoun	16
Edgewood, Orange	16
Tice, Lee	15
Waverly, Polk	15
Golden Beach, Dade	15
Georgetown, Putnam	15
Paisley, Lake	15
Placida, Charlotte	15
Kindred, Osceola	14
Missing, Franklin	14
Brooker, Bradford	14
Missing, Union	14
Ponce Inlet, Volusia	14
Fruit Cove, St. Johns	14
Panacea, Wakulla	14
Miami Shores, Dade	13
Carrollwood, Hillsborough	13
Singer Island, Palm Beach	13
Alafaya, Orange	13
Fort Mccoy, Marion	13
Goulds, Dade	13
Ona, Hardee	13
Waldo, Alachua	13
Hollister, Putnam	13
Fort Denaud, Hendry	12
Holmes Beach, Manatee	12
Nocatee, Desoto	12
Bascom, Jackson	12
Terra Ceia, Manatee	12
Winter Park, Seminole	12
Matlacha, Lee	12
Pinetta, Madison	12
Okahumpka, Lake	12
Sebastian, Brevard	11
Bay Pines, Pinellas	11
Florahome, Putnam	11
Barefoot Bay, Brevard	11
Palm Shores, Brevard	11
Lighthouse Point, Broward	11
Tierra Verde, Pinellas	11
Santa Fe, Alachua	11
Eaton Park, Polk	11
Harmony, Osceola	11
West Park, Broward	11
Inglis, Levy	11
Bayonet Point, Pasco	10
Dania Beach, Broward	10
Heathrow, Seminole	10
Balm, Hillsborough	10
Missing, Glades	10
Unknown, Dade	10
Palmdale, Glades	10
Bellview, Escambia	10

COVID-19: characteristics of 486,384 Florida resident cases

Data through Aug 2, 2020 verified as of Aug 3, 2020 at 09:25 AM

Data in this report are provisional and subject to change.

The table below includes the cities and counties of residence for cases in Florida residents based on the patient's ZIP Code.

Note that city is not always received as part of the initial notification and may be missing while the case is being investigated.

City and county	Cases
Mexico Beach, Bay	10
North Redington Beach, Pinellas	9
Miami, Unknown	9
Intercession City, Osceola	9
Highland City, Polk	9
Lake Suzy, Desoto	9
Mangonia Park, Palm Beach	9
Sun City, Hillsborough	9
Ocean Ridge, Palm Beach	9
Bay Harbor Islands, Dade	9
Walnut Hill, Escambia	9
Treasure Island, Pinellas	9
Orange Lake, Marion	8
Key Colony Beach, Monroe	8
Missing, Lafayette	8
Kinard, Calhoun	8
La Crosse, Alachua	8
Lutz, Pasco	8
Saint Pete Beach, Pinellas	8
Tyndall Air Force Base, Bay	8
Labelle, Glades	8
Hampton, Bradford	8
Reunion, Osceola	7
Sydney, Hillsborough	7
Kathleen, Polk	7
Bagdad, Santa Rosa	7
Dowling Park, Suwannee	7
Missing, Alachua	7
Tioga, Alachua	7
Lorida, Highlands	7
Eloise, Polk	7
Homosassa Springs, Citrus	7
Gonzalez, Escambia	7
Aloma, Orange	6
Enterprise, Volusia	6
Wabasso, Indian River	6
Wahneta, Polk	6
Venus, Highlands	6
Buena Ventura Lakes, Osceola	6
Cedar Key, Levy	6
Kenansville, Osceola	6
Jacksonville, Unknown	6
Maitland, Seminole	6
Paxton, Walton	6
Palma Sola, Manatee	6
Penney Farms, Clay	5
Pensacola Beach, Santa Rosa	5
Plymouth, Orange	5
Murdock, Charlotte	5
Woodville, Leon	5
Long Boat Key, Manatee	5
Cloud Lake, Palm Beach	5
Ponce De Leon, Walton	5
Crystal Springs, Pasco	5
Mango, Hillsborough	5
North Venice, Sarasota	5
Shady Grove, Taylor	5
Tangerine, Orange	5
Bradley, Polk	5

COVID-19: characteristics of 486,384 Florida resident cases

Data through Aug 2, 2020 verified as of Aug 3, 2020 at 09:25 AM

Data in this report are provisional and subject to change.

The table below includes the cities and counties of residence for cases in Florida residents based on the patient's ZIP Code.

Note that city is not always received as part of the initial notification and may be missing while the case is being investigated.

City and county	Cases
Ferndale, Lake	5
Perdido Key, Escambia	5
West Delray Beach, Palm Beach	5
Perrine, Dade	5
Goodland, Collier	5
Altamonte Springs, Orange	5
Poinciana, Osceola	5
Hernando Beach, Hernando	5
Hiawassee, Orange	5
Indian Lake Estates, Polk	5
Rubonia, Manatee	5
PSI, Unknown	4
Steinhatchee, Dixie	4
Tallevast, Manatee	4
Eatonville, Orange	4
Lehigh, Lee	4
Maxville, Duval	4
Gulf Hammock, Levy	4
Ft Pierce, St. Lucie	4
Centerville, Leon	4
Pine Castle, Orange	4
Ybor City, Hillsborough	4
Celebration, Orange	4
Leisure City, Dade	4
Pasadena, Pinellas	4
Nobleton, Hernando	4
Northdale, Hillsborough	4
Orlando, Osceola	4
Nichols, Polk	4
South Palm Beach, Palm Beach	4
Hollywood, Unknown	4
Missing, Putnam	4
Miami, Broward	4
City Of Sunrise, Broward	4
Lowell, Marion	4
Quail Heights, Dade	4
Ridge Manor, Pasco	4
Saint Lucie West, St. Lucie	4
Siesta Key, Sarasota	4
Unknown, Broward	4
Buckingham, Lee	4
Hollywood, Dade	4
Sewalls Point, Martin	4
Orlando, Seminole	4
Parker, Bay	4
Pembroke Park, Broward	4
Mayport, Duval	4
Cudjoe Key, Monroe	4
Homeland, Polk	4
Sparr, Marion	4
Bonifay, Washington	4
Davenport, Osceola	4
Ebro, Washington	4
Dinsmore, Duval	3
Fort Ogden, Desoto	3
Missing, Columbia	3
Green Acres, Palm Beach	3
Lake City, Suwannee	3
Yankeetown, Levy	3

COVID-19: characteristics of 486,384 Florida resident cases

Data through Aug 2, 2020 verified as of Aug 3, 2020 at 09:25 AM

Data in this report are provisional and subject to change.

The table below includes the cities and counties of residence for cases in Florida residents based on the patient's ZIP Code.

Note that city is not always received as part of the initial notification and may be missing while the case is being investigated.

City and county	Cases
Trilby, Pasco	3
Long Key, Monroe	3
Missing, Hamilton	3
Hialeah, Unknown	3
Cutler Ridge, Dade	3
Duette, Manatee	3
East Lake, Marion	3
Bayshore Gardens, Manatee	3
Azalea Park, Orange	3
Anna Maria, Manatee	3
Pine Hills, Orange	3
Sunny Hills, Washington	3
Graceville, Holmes	3
Hallandale Beach, Broward	3
Fisher Island, Dade	3
Candler, Marion	3
Boca Grande, Lee	3
Trenton, Levy	3
Orlando, Unknown	3
Laud-By-The-Sea, Broward	3
Little Torch Key, Monroe	3
Lynbrook, Broward	3
Micco, Brevard	3
Indian Shores, Pinellas	3
Lake Como, Putnam	3
Lake Monroe, Seminole	3
Fort Lauderdale, Unknown	3
Captiva, Lee	3
Belleair Bluffs, Pinellas	3
Braden River, Manatee	3
Fanning Springs, Gilchrist	3
Elfers, Pasco	3
Fpo, Duval	3
Mayport Naval Housing, Duval	3
Miromar Lakes, Lee	3
Indian River Shores, Indian River	3
Gulf Stream, Palm Beach	3
Westchase, Hillsborough	3
Vernon, Bay	3
Virginia Gardens, Dade	3
Mount Plymouth, Lake	3
Oneco, Manatee	3
Port Saint John, Brevard	3
Saint Leo, Pasco	3
Lauderhill, Unknown	3
Durant, Hillsborough	3
Ozona, Pinellas	3
Deerfield Beach, Unknown	3
Lulu, Columbia	3
Lacoochee, Pasco	3
Indian Creek Village, Dade	3
Branford, Lafayette	3
Pompano Beach, Unknown	3
Saint Marks, Wakulla	3
San Carlos Park, Lee	2
Sorrento, Orange	2
Ormond Beach, Flagler	2
Mesa, Unknown	2
Miami Gardens, Unknown	2

COVID-19: characteristics of 486,384 Florida resident cases

Data through Aug 2, 2020 verified as of Aug 3, 2020 at 09:25 AM

Data in this report are provisional and subject to change.

The table below includes the cities and counties of residence for cases in Florida residents based on the patient's ZIP Code.

Note that city is not always received as part of the initial notification and may be missing while the case is being investigated.

City and county	Cases
Miramar, Dade	2
Clewiston, Palm Beach	2
Longboat Key, Sarasota	2
Lakeshore, Polk	2
Earleton, Alachua	2
Lamont, Taylor	2
Miccosukee, Leon	2
Milligan, Okaloosa	2
Cypress, Jackson	2
Glenwood, Volusia	2
Gulf Breeze, Escambia	2
Homeless, Hillsborough	2
Sugarloaf, Monroe	2
Venice, Manatee	2
Unknown, Seminole	2
El Jobean, Charlotte	2
Fort Lauderdale, Dade	2
Lake Butler, Bradford	2
Jonesville, Alachua	2
Miami, Martin	2
Sand Lake, Orange	2
Roseland, Indian River	2
West Palm Beach, Unknown	2
Palma Ceia, Hillsborough	2
New Smyrna, Volusia	2
Oakland Park, Unknown	2
Wakulla Springs, Wakulla	2
Union Park, Orange	2
Samoset, Manatee	2
Holder, Citrus	2
Everglades National Park, Dade	2
Archer, Levy	2
Hallandale Beach, Unknown	2
Hawthorne, Putnam	2
Jensen Beach, St. Lucie	2
Lockhart, Orange	2
Loxahatchee Groves, Palm Beach	2
Ponte Vedra, Duval	2
Port Charlotte, Unknown	2
River Ranch, Polk	2
Ramrod Key, Monroe	2
Port Saint Lucie, Martin	2
University Park, Manatee	2
The Villages, Marion	2
Valkaria, Brevard	2
West Bradenton, Manatee	2
Cortez, Manatee	2
Grandin, Putnam	2
Inlet Beach, Bay	2
Jacksonville, Clay	2
Switzerland, St. Johns	2
Unknown, Palm Beach	2
Watersound, Walton	2
Tampa, Pinellas	2
Oklawaha, Marion	2
Manalapan, Palm Beach	2
Laurel, Sarasota	2
Daytona Beach Shores, Volusia	2
Everglades City, Collier	2

COVID-19: characteristics of 486,384 Florida resident cases

Data through Aug 2, 2020 verified as of Aug 3, 2020 at 09:25 AM

Data in this report are provisional and subject to change.

The table below includes the cities and counties of residence for cases in Florida residents based on the patient's ZIP Code.

Note that city is not always received as part of the initial notification and may be missing while the case is being investigated.

City and county	Cases
Fort Charlotte, Charlotte	2
Horseshoe Beach, Dixie	2
Lealman, Pinellas	2
Madison, Unknown	2
Margate, Unknown	2
Town N Country, Hillsborough	2
Port Salerno, Martin	2
Redington Beach, Pinellas	2
Redington Shores, Pinellas	2
Telogia, Liberty	2
Orlando, Brevard	2
Lake Harbor, Palm Beach	2
Goldenrod, Seminole	2
Loughman, Polk	2
Forest City, Orange	2
Chokoloskee, Collier	2
Alturas, Polk	2
999999, Okaloosa	1
Bartow, Unknown	1
Caryville, Holmes	1
Cassadaga, Volusia	1
Champions Gate, Polk	1
Bostwick, Putnam	1
Coral Springs, Unknown	1
Cosselberry, Orange	1
Darien, Pasco	1
Fort Myers, Seminole	1
Fwb, Unknown	1
Gastonia, Polk	1
Deltona , Volusia	1
Miami Granders, Dade	1
Grand Island, Unknown	1
Hialean, Unknown	1
Jacksonville, Palm Beach	1
Lanark Village, Franklin	1
Port Charlotte Fl, Unknown	1
Saint Cloud, Orange	1
Saint Petersburg, Dade	1
San Pedro Sula, Dade	1
Palm Bay, Dade	1
Palm Coast, Orange	1
Orange, Orange	1
Turmero, Dade	1
Tampa, Dade	1
Seminole, Orange	1
Scottsmoor, Brevard	1
Westlake, Palm Beach	1
Wimauma, Manatee	1
Tampa, Orange	1
South Fort Myers, Lee	1
University Of Central Fl, Orange	1
Valrico, Orange	1
Wewahitchka, Calhoun	1
Winterpark, Unknown	1
Longwood, Orange	1
Miamt, Dade	1
Mid Florida, Seminole	1
N/A, Duval	1
Nokomis, Palm Beach	1

COVID-19: characteristics of 486,384 Florida resident cases

Data through Aug 2, 2020 verified as of Aug 3, 2020 at 09:25 AM

Data in this report are provisional and subject to change.

The table below includes the cities and counties of residence for cases in Florida residents based on the patient's ZIP Code.

Note that city is not always received as part of the initial notification and may be missing while the case is being investigated.

City and county	Cases
Ocala, Unknown	1
Ocean Breeze, Martin	1
Orlando, Orange	1
Palm City, Unknown	1
Live Oak, Columbia	1
Hurlburt Field, Okaloosa	1
Ft Pierce, Unknown	1
Gibsonia, Polk	1
Greenacres, Unknown	1
Homeless, Dade	1
Hallandale Ben, Unknown	1
Cottdale, Washington	1
Destin, Unknown	1
Everett, Dade	1
Apopka, Unknown	1
Alligator Point, Wakulla	1
Amelia City, Nassau	1
Bonita Springs, Collier	1
Miamf, Dade	1
Olustee, Baker	1
Ocala, Alachua	1
Okeechobee, St. Lucie	1
Pine Ridge, Citrus	1
Palm Springs North, Dade	1
South Daytona Beach, Volusia	1
Unknown, Columbia	1
Tewksbury, Orange	1
Wesley Chapel, Alachua	1
Weston, Dade	1
Tampa Palms, Hillsborough	1
San Antonio, Unknown	1
Kissimmee, Brevard	1
Lake Wales, Escambia	1
Fl, Dade	1
Florence Villa, Polk	1
Fort Pierce, Martin	1
Estero, Collier	1
Fellsmee, Brevard	1
Doctors Inlet, Clay	1
Dade City, Hillsborough	1
Clermont, Orange	1
Clermont, Polk	1
Celeste, Broward	1
Arndale, Hillsborough	1
Bay Lake, Orange	1
Beverly Beach, Flagler	1
Aollywoss, Dade	1
99, Unknown	1
Air Mail Facility, Dade	1
West Villages, Sarasota	1
Washington, Unknown	1
Venice, Hillsborough	1
Unkown, Seminole	1
Wintergarden, Orange	1
Tallahassee, Unknown	1
South Miami, Unknown	1
Seven Springs, Pasco	1
Palm Beach Shores, Palm Beach	1
Saint Augustine Beach, St. Johns	1

COVID-19: characteristics of 486,384 Florida resident cases

Data through Aug 2, 2020 verified as of Aug 3, 2020 at 09:25 AM

Data in this report are provisional and subject to change.

The table below includes the cities and counties of residence for cases in Florida residents based on the patient's ZIP Code.

Note that city is not always received as part of the initial notification and may be missing while the case is being investigated.

City and county	Cases
Port Everglades, Broward	1
Niceville, Walton	1
Mount Pleasant, Gadsden	1
Louisville, Broward	1
Middlesburg, Duval	1
Jupiter, Duval	1
Lake Geneva, Clay	1
Immokalee, Lee	1
Fairfield, Marion	1
Davenport, Orange	1
Boca Raton, Orange	1
Brooksville, Pasco	1
Evinston, Alachua	1
Fellsmere, Brevard	1
Fernandina, Nassau	1
Fwb, Escambia	1
Graham, Bradford	1
Cypress Gardens, Polk	1
Indian Rock Beach, Pinellas	1
Key West Naval Air Station, Monroe	1
Hillsboro Beach, Broward	1
Lauderdale Lakes, Unknown	1
Miamksaohes, Dade	1
Metter, Manatee	1
Miami Dade, Unknown	1
Salem, Taylor	1
Sarasota, Unknown	1
Seacrest, Walton	1
St Cloud, Orange	1
Suwannee, Dixie	1
Twentynine Palms, Broward	1
University Of Miami, Dade	1
Unknown, Manatee	1
Windermere, Unknown	1
Xifamk, Dade	1
North Lauderdale, Unknown	1
North Miami, Palm Beach	1
North Port, Manatee	1
Orlando, Manatee	1
Okeechobee, Martin	1
Okeechobi, Unknown	1
Pooler, Broward	1
Pennsacola, Escambia	1
Port Saint Lucie, Unknown	1
West Hollywood, Broward	1
Weston, Unknown	1
Winter Springs, Orange	1
Unknown Out Of Area, Palm Beach	1
Unknown, Duval	1
Point Washington, Walton	1
Port St Luice, Unknown	1
Rices Landing, Dade	1
Seacrest, Bay	1
St Peters-Burg, Pinellas	1
Stiamk, Dade	1
Oviedo, Orange	1
Pensacola Naval Hospital, Escambia	1
Okeechobee, Highlands	1
Orange Park, Duval	1

COVID-19: characteristics of 486,384 Florida resident cases

Data through Aug 2, 2020 verified as of Aug 3, 2020 at 09:25 AM

Data in this report are provisional and subject to change.

The table below includes the cities and counties of residence for cases in Florida residents based on the patient's ZIP Code.

Note that city is not always received as part of the initial notification and may be missing while the case is being investigated.

City and county	Cases
Mount Dora, Orange	1
New Church, Palm Beach	1
New Port Richey, Hillsborough	1
Miramar, Unknown	1
Litchfield Park, Unknown	1
Marathon Shores, Monroe	1
Mayport Naval Station, Duval	1
Jena, Taylor	1
Lake Worth, Unknown	1
Laurel Hill, Walton	1
Dade City, Hernando	1
Franklin, Orange	1
Haines City, Orange	1
Clearwater, Hillsborough	1
Apo, Collier	1
Big Torch Key, Monroe	1
Bonifay, Unknown	1
Astor, Volusia	1
Austin, Dade	1
Basinger, Okeechobee	1
Unknown, Volusia	1
Westville, Walton	1
White Springs, Columbia	1
Tamarac, Dade	1
Port Saint Lucie, Palm Beach	1
Rocky Point, Hillsborough	1
Rosemary Beach, Walton	1
Saint Johns, Duval	1
Salt Springs, Marion	1
Other, Dade	1
Pensacola Beach, Escambia	1
Pensacola, Unknown	1
Orl, Osceola	1
New Port Richey, Unknown	1
Homeless, Monroe	1
Homeless, Pinellas	1
Hutchinson Island, St. Lucie	1
Hallandale, Unknown	1
Clarcona, Orange	1
Coconut Ck, Unknown	1
Deerfield, Broward	1
Alpharetta, Broward	1
Cape Cord, Lee	1
Lehigh Acers, Lee	1
Los Angeles, Dade	1
Miamc, Dade	1
Land O Lakes, Hillsborough	1
Layton, Monroe	1
Lakeland, Unknown	1
Jacksonville, Orange	1
Duck Key, Monroe	1
Jacksonville, Nassau	1
Jacksonville Naval Air Station, Duval	1
Jacksonville Naval Hospital, Duval	1
Homossa, Orange	1
Hosford, Calhoun	1
Cape Haze, Charlotte	1
Davie, Unknown	1
Alva, Escambia	1

COVID-19: characteristics of 486,384 Florida resident cases

Data through Aug 2, 2020 verified as of Aug 3, 2020 at 09:25 AM

Data in this report are provisional and subject to change.

The table below includes the cities and counties of residence for cases in Florida residents based on the patient's ZIP Code.

Note that city is not always received as part of the initial notification and may be missing while the case is being investigated.

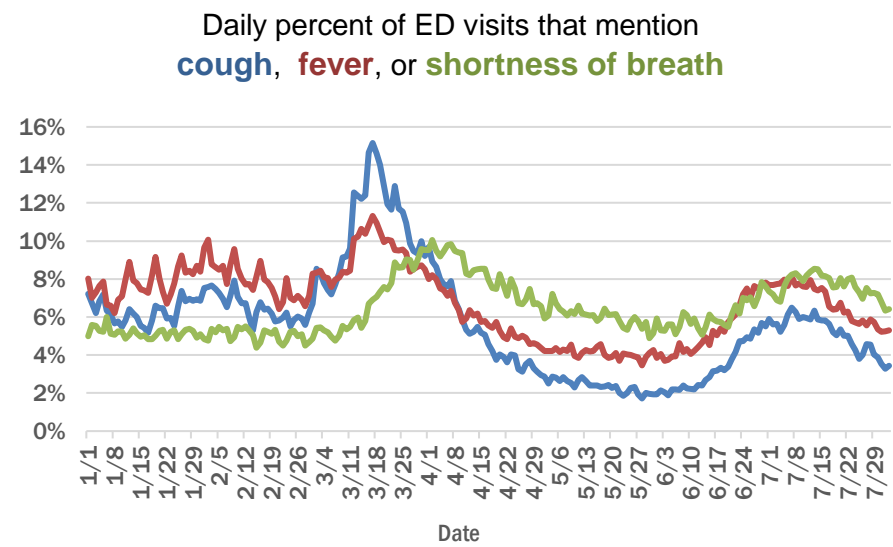
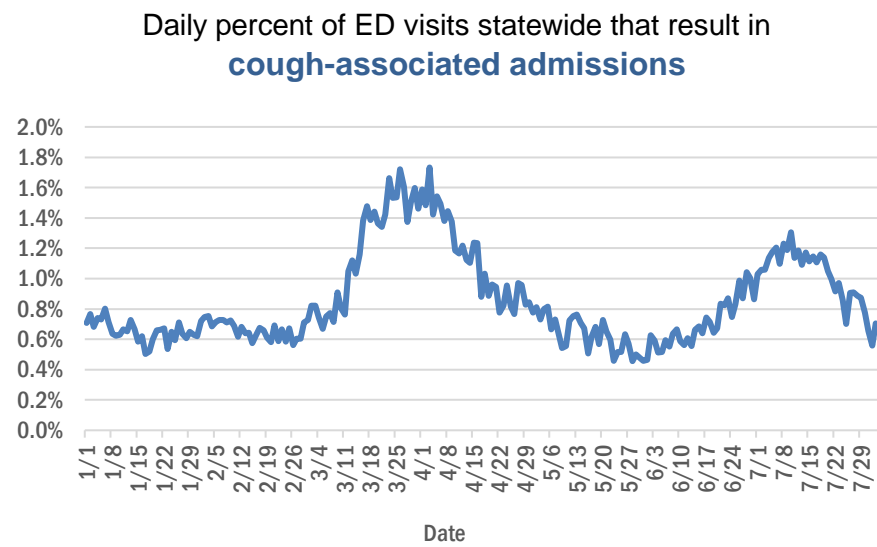
City and county	Cases
Bayou George, Bay	1
Babcock Ranch, Charlotte	1
Branford, Gilchrist	1
Monroe, Hillsborough	1
Morriston, Marion	1
Mount Dora, Seminole	1
Naples, Lee	1
North Fort Myers, Charlotte	1
North Laud, Unknown	1
Perth Amboy, Hillsborough	1
Panama City, Unknown	1
Oldsra, Manatee	1
Sanford, Orange	1
Shady Hills, Pasco	1
Shalimar, Escambia	1
Sharpes, Brevard	1
Rivera Beach, Palm Beach	1
Unknown, Unknown	1
Unable To Obtain, Palm Beach	1
University Of Tampa, Hillsborough	1
Unk, Alachua	1
Unknown Out Of Area, St. Lucie	1
Watersound, Bay	1
Yeehaw, Okeechobee	1
Total	486,384

COVID-19: additional surveillance information

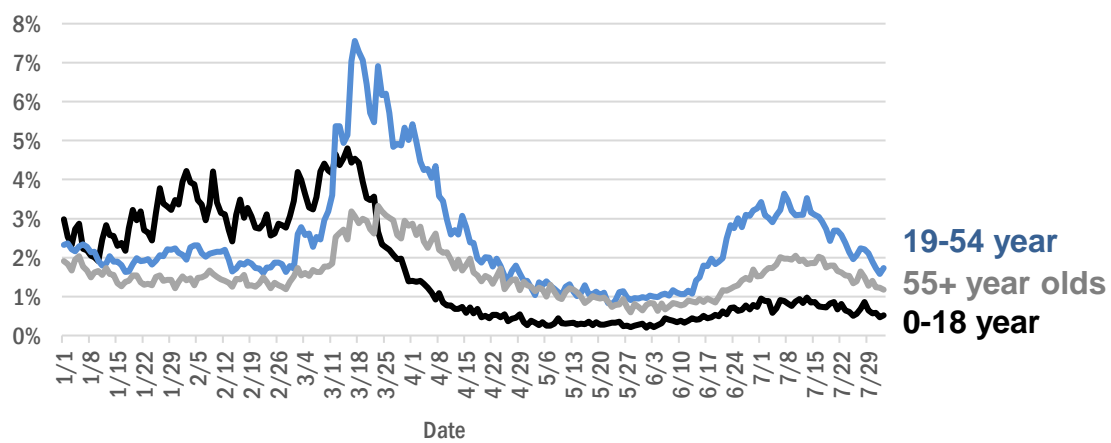
Data through Aug 2, 2020 verified as of Aug 3, 2020 at 09:25 AM

Data in this report are provisional and subject to change.

Statewide emergency department (ED) chief complaint and admission data



Daily percent of ED visits statewide that mention cough by age group



The Electronic Surveillance System for the Early Notification of Community-Based Epidemics (ESSENCE-FL) includes chief complaint data from 211 of 212 Florida EDs. Data are transmitted electronically to ESSENCE-FL daily or hourly.

COVID-19: All persons with tests reported

Data through Aug 2, 2020 verified as of Aug 3, 2020 at 09:25 AM

Data in this report are provisional and subject to change.

The table below includes persons with laboratory results that the Department of Health has received electronically or by mail/fax for Florida residents and non-Florida residents.

County	Awaiting testing	Inconclusive	Negative	Positive	Percent positive	Total tested
Dade	213	1,598	520,593	123,644	19%	645,835
Broward	162	676	352,864	58,531	14%	412,071
Palm Beach	243	586	229,991	34,550	13%	265,127
Hillsborough	180	459	197,854	30,450	13%	228,763
Orange	413	277	228,753	29,927	12%	258,957
Duval	150	224	177,655	21,830	11%	199,709
Pinellas	23	136	147,562	16,886	10%	164,584
Lee	24	53	94,046	15,799	14%	109,898
Polk	44	81	77,570	13,137	14%	90,788
Collier	201	64	50,047	9,811	16%	59,922
Osceola	88	125	50,942	8,894	15%	59,961
Manatee	7	58	72,403	8,825	11%	81,286
Escambia	19	38	57,952	8,125	12%	66,115
Volusia	38	82	61,657	7,194	10%	68,933
Seminole	55	66	57,705	6,687	10%	64,458
Pasco	96	45	57,146	6,548	10%	63,739
Sarasota	25	48	64,188	5,814	8%	70,050
Brevard	10	58	74,471	5,619	7%	80,148
Marion	389	71	40,601	5,286	12%	45,958
St. Lucie	263	52	35,265	5,256	13%	40,573
Lake	55	78	56,103	4,708	8%	60,889
Leon	44	110	51,315	4,448	8%	55,873
Alachua	4	23	64,145	3,749	6%	67,917
Bay	15	43	20,032	3,701	16%	23,776
Martin	48	36	20,954	3,644	15%	24,634
Santa Rosa	16	32	23,070	3,484	13%	26,586
St. Johns	38	34	35,266	3,362	9%	38,662
Okaloosa	48	42	24,093	3,031	11%	27,166
Clay	12	15	29,755	2,935	9%	32,705
Columbia	4	54	10,162	2,598	20%	12,814
Indian River	52	12	23,438	2,340	9%	25,790
Charlotte	10	22	21,946	2,062	9%	24,030
Hernando	2	15	15,953	1,766	10%	17,734
Hendry	1	16	6,328	1,667	21%	8,011
Jackson	5	9	8,670	1,618	16%	10,297
Gadsden	6	33	10,278	1,576	13%	11,887
Monroe	53	10	11,247	1,379	11%	12,636
Putnam	2	7	10,675	1,379	11%	12,061
Citrus	29	14	15,889	1,299	8%	17,202
Desoto	7	8	7,999	1,297	14%	9,304
Highlands	8	13	13,968	1,277	8%	15,258
Walton	2	41	7,717	1,256	14%	9,014
Suwannee		12	5,807	1,190	17%	7,009
Sumter	22	13	15,605	1,142	7%	16,760
Nassau	31	17	13,099	1,121	8%	14,237
Okeechobee	1	13	5,311	958	15%	6,282
Flagler	5	19	13,178	945	7%	14,142
Hardee		5	3,586	857	19%	4,448

COVID-19: All persons with tests reported

Data through Aug 2, 2020 verified as of Aug 3, 2020 at 09:25 AM

Data in this report are provisional and subject to change.

The table below includes persons with laboratory results that the Department of Health has received electronically or by mail/fax for Florida residents and non-Florida residents.

County	Awaiting testing	Inconclusive	Negative	Positive	Percent positive	Total tested
Madison	3	9	4,303	655	13%	4,967
Unknown	3	36	5,109	631	11%	5,776
Levy	1	9	5,291	618	10%	5,918
Wakulla	4	36	6,789	612	8%	7,437
Washington	18	8	4,088	597	13%	4,693
Hamilton	1	2	3,353	586	15%	3,941
Holmes	2	7	3,645	455	11%	4,107
Liberty			2,653	412	13%	3,065
Baker	18	2	4,004	403	9%	4,409
Taylor	5	4	2,788	396	12%	3,188
Glades		2	697	392	36%	1,091
Gulf		5	3,144	390	11%	3,539
Jefferson	1	10	2,254	363	14%	2,627
Bradford	1	3	3,830	340	8%	4,173
Gilchrist	4	6	3,126	331	10%	3,463
Calhoun	1	4	1,986	328	14%	2,318
Dixie		2	2,199	277	11%	2,478
Union	1	3	3,523	225	6%	3,751
Franklin	2	4	2,509	158	6%	2,671
Lafayette		3	769	113	13%	885
Total	3,228	5,698	3,260,914	491,884	13%	3,758,496

COVID-19: testing by laboratory

Data through Aug 2, 2020 verified as of Aug 3, 2020 at 09:25 AM

Data in this report are provisional and subject to change.

The numbers in the table below represent the number for whom test results were received by the Department of Health. A person can be tested by more than one laboratory and can have both positive and negative results. **Therefore, the sum of the numbers in each column will be larger than the total number of people tested.**

Reporting lab	Inconclusive	Negative	Positive	Percent positive	Total
LABORATORY CORPORATION OF AMERICA	1,047	631,832	92,824	13%	725,703
QUEST DIAGNOSTICS - TAMPA	4,536	625,205	89,616	12%	719,357
BIO REFERENCE LABORATORIES, INC	4,346	406,451	79,386	16%	490,183
GENETWORX	662	368,942	31,475	8%	401,079
REALTOX LABS LLC	2,094	194,616	34,279	15%	230,989
CURATIVE_LABS	2,376	165,754	15,743	9%	183,873
NORTHWEST LABORATORY	198	113,880	5,674	5%	119,752
ADVENT HEALTH LAB	112	101,270	13,998	12%	115,380
MEDICAL DIAGNOSTIC LABORATORIES	735	76,118	10,769	12%	87,622
KORVALABS, INC	839	81,795	3,748	4%	86,382
MAYO CLINIC LABORATORIES	109	56,647	5,842	9%	62,598
BIOCOLLECTIONS WORLDWIDE, INC	231	53,383	8,712	14%	62,326
ELABNETWORK	310	53,014	4,675	8%	57,999
MEMORIAL REGIONAL HOSPITAL SOUTH	18	44,960	11,571	20%	56,549
QUEST DIAGNOSTICS NICHOLS INSTITUTE, INC.	186	48,251	6,197	11%	54,634
BAYCARE LABORATORIES LLC	271	47,743	5,080	10%	53,094
BPHL-JACKSONVILLE	13	39,941	7,513	16%	47,467
MAKO MEDICAL LABORATORIES	1,837	37,495	7,245	16%	46,577
SACRED HEART HOSPITAL LABORATORY	2	40,587	4,881	11%	45,470
ORLANDO REG MED CENTER CLINICAL LAB	418	39,826	5,076	11%	45,320
DIATHERIX LABORATORIES		36,786	5,175	12%	41,961
TESTING MATTERS INC		34,247	4,817	12%	39,064
TAMPA GENERAL HOSPITAL	4	35,846	2,752	7%	38,602
UF PATHLABS	33	36,291	1,430	4%	37,754
VIRACOR-EUROFINS LABORATORIES		25,005	8,076	24%	33,081
ARUP LABORATORIES		30,687	2,230	7%	32,917
JACKSON MEMORIAL HOSPITAL CLINICAL LAB	79	25,889	6,292	20%	32,260
BPHL-MIAMI	203	25,275	5,252	17%	30,730
BPHL-TAMPA (SPECTRUM BLVD)	45	22,555	3,730	14%	26,330
AIT LABORATORIES		21,648	2,510	10%	24,158
SHANDS AT THE UNIVERSITY OF FLORIDA	113	22,614	1,226	5%	23,953
ST VINCENT'S MEDICAL CENTER - RIVERSIDE	1	17,961	2,149	11%	20,111
LAKELAND REGIONAL MEDICAL CENTER	44	17,618	2,033	10%	19,695
WALGREENS	9	14,816	2,438	14%	17,263
CAPE CORAL HOSPITAL CLINICAL LABORATORY		14,128	2,593	16%	16,721
BROWARD GENERAL MEDICAL CENTER-CLINICAL LAB	2	13,083	1,854	12%	14,939
Florida_Hospital	12	11,994	2,209	16%	14,215
SHANDS JACKSONVILLE MEDICAL CENTER INC	31	11,674	1,055	8%	12,760
BAPTIST HOSPITAL OF MIAMI CLINICAL LABORATORY	6	10,439	2,217	18%	12,662
SUNPATH MEDICAL DIAGNOSTICS LABORATORY	54	10,661	1,884	15%	12,599
STATLAB_MOBILE		11,653	794	6%	12,447
BAPTIST MEDICAL CENTER JACKSONVILLE	1	11,400	759	6%	12,160
CLEVELAND CLINIC HOSPITAL LAB	4	10,966	1,111	9%	12,081
FLORIDA HOSPITAL - TAMPA	5	10,519	1,053	9%	11,577
ADVENTHEALTH DAYTONA BEACH	18	10,507	792	7%	11,317
NAPLES COMMUNITY HOSPITAL	15	9,524	1,095	10%	10,634
ST JOSEPHS HOSPITAL LABORATORY	7	8,912	1,180	12%	10,099

COVID-19: testing by laboratory

Data through Aug 2, 2020 verified as of Aug 3, 2020 at 09:25 AM

Data in this report are provisional and subject to change.

The numbers in the table below represent the number for whom test results were received by the Department of Health. A person can be tested by more than one laboratory and can have both positive and negative results. **Therefore, the sum of the numbers in each column will be larger than the total number of people tested.**

Reporting lab	Inconclusive	Negative	Positive	Percent positive	Total
SARASOTA MEMORIAL HOSPITAL MAIN LAB	12	9,208	871	9%	10,091
PALMETTO GENERAL HOSPITAL LAB	3	7,577	2,428	24%	10,008
MOUNT SINAI MEDICAL CENTER	6	8,148	1,009	11%	9,163
INTEGRATED REGIONAL LABORATORIES LLP		7,562	1,424	16%	8,986
MILLENNIUM PHYSICIAN GROUP		7,013	1,442	17%	8,455
JFK MEDICAL CENTER LAB	1	6,869	1,361	17%	8,231
NORTH FLORIDA REGIONAL MEDICAL CENTER		7,403	712	9%	8,115
NICKLAUS CHILDREN'S HOSPITAL	19	6,496	1,592	20%	8,107
UNIVERSITY OF MIAMI HOSPITAL	9	6,519	1,462	18%	7,990
MORTON PLANT HOSPITAL-ADLER INSTITUTE	7	7,357	606	8%	7,970
SAINT MARY'S MEDICAL CENTER	10	6,819	1,134	14%	7,963
LABCORP BURLINGTON (ELR)	3	7,618	275	3%	7,896
TALLAHASSEE MEMORIAL HOSPITAL	23	7,077	640	8%	7,740
BRANDON REGIONAL HOSPITAL		6,417	1,240	16%	7,657
ECCO LAB GROUP CO	247	5,567	1,780	23%	7,594
JUPITER MEDICAL CENTER LAB	31	6,446	972	13%	7,449
SOUTH MIAMI HOSPITAL LAB	8	6,378	1,007	14%	7,393
REAL DIAGNOSTICS	77	6,449	465	7%	6,991
WELLINGTON REGIONAL MED CTR LAB	3	5,864	991	14%	6,858
FLORIDA HOSPITAL WATERMAN LABORATORY	13	6,249	506	7%	6,768
INDIAN RIVER MEDICAL CENTER LAB		6,254	396	6%	6,650
MEMORIAL REGIONAL HOSPITAL CLINICAL LABORATORY	7	6,110	489	7%	6,606
LARKIN COMMUNITY HOSPITAL	10	5,263	993	16%	6,266
PANCARE OF FLORIDA INC		5,829	321	5%	6,150
AEGIS SCIENCES CORPORATION	26	5,478	460	8%	5,964
APPLIED INGENUITY DIAGNOSTICS LLC		5,410	329	6%	5,739
BAPTIST HOSPITAL OF MIAMI MOLECULAR DIAGNOSTICS	51	4,842	726	13%	5,619
DELRAY MEDICAL CENTER	2	4,917	651	12%	5,570
HOMESTEAD HOSPITAL CLINICAL LABORATORY		4,209	1,188	22%	5,397
MEMORIAL HOSPITAL JACKSONVILLE	8	4,258	1,125	21%	5,391
ST ANTHONY'S HOSPITAL LAB	10	4,694	638	12%	5,342
ARNOLD PALMER MEDICAL CENTER CLINICAL LAB		5,111	147	3%	5,258
OSCEOLA REGIONAL MEDICAL CENTER	1	4,223	861	17%	5,085
WINTER HAVEN HOSPITAL CLINICAL LABORATORY	1	4,274	808	16%	5,083
LEESBURG REGIONAL MEDICAL CENTER		4,376	546	11%	4,922
WEST KENDALL BAPTIST HOSPITAL LABORATORY	2	3,900	1,001	20%	4,903
ST JOSEPHS HOSPITAL SOUTH LABORATORY	7	4,107	629	13%	4,743
GOOD SAMARITAN MEDICAL CENTER LAB	1	3,855	804	17%	4,660
MEASE COUNTRYSIDE LAB		4,089	445	10%	4,534
ORANGE PARK MEDICAL CENTER	5	3,488	951	21%	4,444
LAWNWOOD REGIONAL MEDICAL CENTER	1	3,700	731	16%	4,432
BAPTIST MEDICAL CENTER SOUTH		4,030	331	8%	4,361
GULF COAST MEDICAL CENTER MICROLAB		3,173	1,091	26%	4,264
QUEST DIAGNOSTICS NICHOLS INSTITUTE - SJC (ELR)	11	3,504	544	13%	4,059

COVID-19: testing by laboratory

Data through Aug 2, 2020 verified as of Aug 3, 2020 at 09:25 AM

Data in this report are provisional and subject to change.

The numbers in the table below represent the number for whom test results were received by the Department of Health. A person can be tested by more than one laboratory and can have both positive and negative results. **Therefore, the sum of the numbers in each column will be larger than the total number of people tested.**

Reporting lab	Inconclusive	Negative	Positive	Percent positive	Total
FLORIDA HOSPITAL HEARTLAND MED CTR CLINICAL LAB	1	3,607	377	9%	3,985
WESTSIDE REGIONAL MED CTR	2	3,113	785	20%	3,900
BAPTIST HOSPITAL LABORATORY	4	3,252	616	16%	3,872
HALIFAX MEDICAL CENTER LAB	11	3,289	562	15%	3,862
MANATEE MEMORIAL HOSPITAL		3,420	422	11%	3,842
WEST FLORIDA HOSPITAL LAB		2,971	851	22%	3,822
WEST BOCA MEDICAL CENTER LAB		3,390	428	11%	3,818
DRS CLACK SPENCER WHITE & MCCORMACK PA D/B/A		3,252	538	14%	3,790
FLORIDA HOSPITAL WESLEY CHAPEL	1	3,430	338	9%	3,769
ABL MEDICAL CARE LLC		3,278	483	13%	3,761
BETHESDA HOSPITAL EAST		3,257	461	12%	3,718
AVENTURA HOSPITAL LAB		2,687	970	27%	3,657
MEMORIAL HOSPITAL WEST LABORATORY SERVICES	10	3,275	372	10%	3,657
CORAL GABLES HOSPITAL CLINICAL LABORATORY		2,753	895	25%	3,648
MERCY HOSPITAL A CAMPUS OF PLANTATION GEN HOSP LAB	1	2,650	975	27%	3,626
QUEST DIAGNOSTICS - WEST HILLS	13	3,452	149	4%	3,614
Lee Memorial Hospital		2,951	656	18%	3,607
QUEST DIAGNOSTICS INFECTIOUS DISEASE INC	12	2,600	964	27%	3,576
NCH NORTH NAPLES HOSPITAL LAB	1	3,148	420	12%	3,569
LARKIN COMMUNITY HOSPITAL INC DBA CARDIOTROPIC		958	2,611	73%	3,569
HEALTH PARK MEDICAL CENTER CLINICAL LAB		2,834	718	20%	3,552
LARGO MEDICAL CENTER		3,061	490	14%	3,551
OAK HILL HOSPITAL		3,100	386	11%	3,486
NORTHWEST MEDICAL CENTER	1	2,646	833	24%	3,480
DOCTORS HOSPITAL	2	2,727	735	21%	3,464
PALM BEACH GARDENS MEDICAL CTR LAB		3,117	341	10%	3,458
BROWARD HEALTH NORTH CLINICAL LABORATORY		2,939	494	14%	3,433
CORAL SPRINGS MED CTR		3,017	376	11%	3,393
PALMS WEST HOSPITAL LAB	2	2,628	740	22%	3,370
NEW YORK STATE ELR - SUNRISE MEDICAL LABORATORIES		3,288	77	2%	3,365
CLEVELAND CLINIC MARTIN SOUTH HOSPITAL		2,996	305	9%	3,301
RUTGERS CLINICAL GENOMICS LABORATORY	5	3,088	154	5%	3,247
FLORIDA HOSPITAL ZEPHYRHILLS		3,005	238	7%	3,243
NORTH SHORE MEDICAL CENTER		2,486	738	23%	3,224
FLORIDA HOSPITAL FLAGLER	2	2,932	198	6%	3,132
Capital Regional Medical Ctr		2,484	597	19%	3,081
FLORIDA MEDICAL CENTER - A CAMPUS OF NORTH SHORE	2	2,520	512	17%	3,034
MOFFITT CANCER CENTER	5	2,980	32	1%	3,017
BLAKE MEDICAL CENTER		2,420	579	19%	2,999
THE VILLAGES REGIONAL HOSPITAL		2,757	238	8%	2,995
FLORIDA HOSPITAL DELAND	2	2,386	504	17%	2,892
REGIONAL MEDICAL CENTER BAYONET POINT	1	2,590	235	8%	2,826
PLANTATION GENERAL HOSPITAL		2,043	755	27%	2,798
FLORIDA HOSPITAL OF CARROLLWOOD		2,357	433	16%	2,790
BAYFRONT MEDICAL CENTER	10	2,040	739	26%	2,789

COVID-19: testing by laboratory

Data through Aug 2, 2020 verified as of Aug 3, 2020 at 09:25 AM

Data in this report are provisional and subject to change.

The numbers in the table below represent the number for whom test results were received by the Department of Health. A person can be tested by more than one laboratory and can have both positive and negative results. **Therefore, the sum of the numbers in each column will be larger than the total number of people tested.**

Reporting lab	Inconclusive	Negative	Positive	Percent positive	Total
NEMOURS CHILDRENS HOSPITAL		2,568	53	2%	2,621
NORTHSIDE HOSPITAL AND HEART INSTITUTE		2,236	373	14%	2,609
MARTIN HOSPITAL SOUTH LAB		2,504	91	4%	2,595
MEDICAL CENTER OF TRINITY CLINICAL LABORATORY		2,185	406	16%	2,591
LAKE CITY MEDICAL CENTER		1,912	586	23%	2,498
OCALA REGIONAL MEDICAL CENTER		2,213	284	11%	2,497
MORTON PLANT-MEASE		2,311	185	7%	2,496
ST JOSEPHS NORTH HOSPITAL LAB		2,183	278	11%	2,461
BAPTIST MEDICAL CENTER - BEACHES		2,262	154	6%	2,416
IMPERIAL POINT MEDICAL CENTER		2,168	237	10%	2,405
QUEST NEW ENGLAND	8	2,220	140	6%	2,368
LAKEWOOD RANCH MEDICAL CENTER		2,093	232	10%	2,325
GULF COAST MEDICAL CENTER LAB		1,806	473	21%	2,279
CENTRAL FLORIDA REGIONAL HOSPITAL		1,919	328	15%	2,247
DR. P. PHILLIPS HOSPITAL		2,189	47	2%	2,236
QUEST DIAGNOSTICS	3	1,914	287	13%	2,204
ST LUCIE MEDICAL CENTER		1,747	424	20%	2,171
SOUTH FLORIDA BAPTIST HOSPITAL MICRO	1	1,765	328	16%	2,094
CARDIOTROPIC LABS		1,544	536	26%	2,080
WESTCHESTER HOSPITAL	13	1,695	354	17%	2,062
POINCIANA MEDICAL CENTER		1,458	580	28%	2,038
MARTIN MEMORIAL HEALTH SYSTEM LABORATORY		1,880	154	8%	2,034
MEDCOMP SCIENCES LLC	26	1,225	749	37%	2,000
SOUTH LAKE HOSPITAL CLINICAL LAB		1,929	45	2%	1,974
BAPTIST MEDICAL CENTER - NASSAU		1,841	100	5%	1,941
INFORM DIAGNOSTICS, INC		1,838	88	5%	1,926
FLORIDA HOSPITAL NORTH PINELLAS	5	1,748	145	8%	1,898
UNIVERSITY HOSPITAL AND MEDICAL CENTER		1,373	510	27%	1,883
PHYSICIANS REGIONAL MEDICAL CENTER - PINE RIDGE RD		1,505	349	19%	1,854
WEST MARION COMMUNITY HOSPITAL LAB		1,621	178	10%	1,799
WEST PALM HOSPITAL LAB		1,516	272	15%	1,788
LEON MEDICAL CENTERS LLC		1,341	420	24%	1,761
MEMORIAL HOSPITAL- MIRAMAR	10	1,569	139	8%	1,718
ST PETERSBURG GENERAL HOSPITAL		1,227	454	27%	1,681
SOUTH SEMINOLE HOSPITAL LABORATORY		1,610	67	4%	1,677
MEMORIAL HOSPITAL MICRO		1,456	194	12%	1,650
UHEALTH CORAL GABLES/LENNAR MED CTR		1,531	79	5%	1,610
QUEST DIAGNOSTICS LENEXA	10	1,456	121	8%	1,587
FULGENT DIAGNOSTICS	57	1,386	131	8%	1,574
MEASE DUNEDIN HOSPITAL	4	1,410	158	10%	1,572
CITRUS MEMORIAL HOSPITAL LABORATORY		1,491	74	5%	1,565
QUEST DIAGNOSTICS - ATLANTA	1	1,350	211	14%	1,562
LEE HEALTH COCONUT POINT CLINICAL LAB	1	1,239	300	19%	1,540
FLORIDA HOSPITAL FISH MEMORIAL		1,271	263	17%	1,534
OPTEO LABORATORY		1,503	29	2%	1,532
BAPTIST NORTH EMERGENCY CENTER		1,082	436	29%	1,518
HIALEAH HOSPITAL	3	1,114	380	25%	1,497

COVID-19: testing by laboratory

Data through Aug 2, 2020 verified as of Aug 3, 2020 at 09:25 AM

Data in this report are provisional and subject to change.

The numbers in the table below represent the number for whom test results were received by the Department of Health. A person can be tested by more than one laboratory and can have both positive and negative results. **Therefore, the sum of the numbers in each column will be larger than the total number of people tested.**

Reporting lab	Inconclusive	Negative	Positive	Percent positive	Total
BIOCERNA LABS	86	1,013	390	26%	1,489
OVIEDO MEDICAL CENTER		1,245	237	16%	1,482
FORT WALTON BEACH MEDICAL CENTER		1,289	192	13%	1,481
MEMORIAL HOSPITAL PEMBROKE	3	1,294	181	12%	1,478
ALL CHILDREN'S HOSPITAL LAB		1,363	110	7%	1,473
CLEVELAND CLINIC TRADITION HOSPITAL		1,237	167	12%	1,404
DOCTORS HOSPITAL OF SARASOTA CLINICAL LABORATORY		1,212	149	11%	1,361
PALMS OF PASADENA HOSPITAL		1,135	200	15%	1,335
ST VINCENT'S MEDICAL CENTER - SOUTHSIDE		1,307	26	2%	1,333
VISTA CLINICAL		747	532	42%	1,279
RAULERSON HOSPITAL		1,042	210	17%	1,252
CLEVELAND CLINIC MARTIN NORTH HOSPITAL		1,078	168	13%	1,246
LOWER KEYS MEDICAL CENTER		1,114	110	9%	1,224
CLINICORE LABS		1,112	88	7%	1,200
SOUTH BAY HOSPITAL MICRO		979	194	17%	1,173
PUTNAM COMMUNITY MEDICAL CENTER		1,004	160	14%	1,164
ANNE BATES LEACH EYE HOSPITAL/ ABLEH MICROBIOLOGY LABORATORY		1,112	32	3%	1,144
PHYSICIANS REGIONAL MEDICAL CENTER - COLLIER BLVD	1	851	269	24%	1,121
BARTOW REGIONAL MEDICAL CENTER	1	936	170	15%	1,107
NIGHT LITE PEDIATRICS		799	295	27%	1,094
AMERICAN HEALTH ASSOCIATES	5	537	552	50%	1,094
QUEST DIAGNOSTICS - MIRAMAR	6	303	783	72%	1,092
P4 CLINICAL, LLC	14	899	161	15%	1,074
BMCT Molecular Diagnostics Subsection		846	211	20%	1,057
BETHESDA HOSPITAL WEST		929	113	11%	1,042
TWIN CITIES HOSPITAL		948	88	8%	1,036
ADVENTHEALTH OCALA LABORATORY		831	187	18%	1,018
BOSTON HEART DIAGNOSTICS CORP		913	82	8%	995
LMHS		901	75	8%	976
SYNERGY LABORATORIES	2	904	66	7%	972
VIKOR SCIENTIFIC	2	603	346	36%	951
ORLANDO VA MEDICAL CENTER		853	96	10%	949
HIGHLANDS REGIONAL MEDICAL CENTER		791	136	15%	927
LAKESIDE MEDICAL CENTER		609	304	33%	913
NONA SCIENTIFIC	1	762	122	14%	885
GULF BREEZE HOSPITAL LAB	1	733	115	14%	849
SACRED HEART-EMERALD COAST		693	133	16%	826
FLORIDA HOSPITAL ORLANDO		745	73	9%	818
ST VINCENTS CLAY COUNTY		775	23	3%	798
ENGLEWOOD COMMUNITY HOSPITAL		701	64	8%	765
ACCESSDX	6	400	350	46%	756
PWN HEALTH	4	508	236	32%	748
WALGREEN CO	1	645	95	13%	741
VISTA CLINICAL DIAGNOSTICS		365	361	50%	726
BAPTIST EMERGENCY CENTER OAKLEAF		589	124	17%	713
AVENTUS BIOLABS	1	380	326	46%	707
ACCESS MEDICAL LABORATORIES		246	424	63%	670

COVID-19: testing by laboratory

Data through Aug 2, 2020 verified as of Aug 3, 2020 at 09:25 AM

Data in this report are provisional and subject to change.

The numbers in the table below represent the number for whom test results were received by the Department of Health. A person can be tested by more than one laboratory and can have both positive and negative results. **Therefore, the sum of the numbers in each column will be larger than the total number of people tested.**

Reporting lab	Inconclusive	Negative	Positive	Percent positive	Total
CAPSTONE HEALTHCARE		437	218	33%	655
QUEST DIAGNOSTICS WOOD DALE	1	571	58	9%	630
MARINERS HOSPITAL		545	80	13%	625
UNIVERSITY OF MIAMI HOSPITAL & CLINICS	1	568	50	8%	619
BAPTIST HEALTH EMERGENCY CENTER COUNTRY WALK		504	114	18%	618
BAPTIST EMERGENCY CENTER CLAY		515	75	13%	590
PATHNOSTICS		50	525	91%	575
HEALTHQUEST ESOTERICS		105	446	81%	551
PATIENTS CHOICE LABORATORIES		178	370	68%	548
NCH HEALTHCARE SYSTEM MICROBIOLOGY LAB		1	536	100%	537
VAMC ORLANDO		296	238	45%	534
ORLANDO HEALTH		11	516	98%	527
LAB24 INC	1		526	100%	527
EGLIN AIRFORCE BASE LAB		478	38	7%	516
NONE		245	263	52%	508
EXACT SCIENCES LABORATORIES		463	40	8%	503
ADVANCE MEDICAL OF NAPLES			501	100%	501
LABCORP RTP	1	43	451	91%	495
UHEALTH DEERFIELD BEACH/UMSYLVESTER DEERFIELD BEACH LABORATORY	2	464	26	5%	492
BARDMOOR LABORATORY	1	427	62	13%	490
BIOREFERENCE LABORATORIES		31	439	93%	470
QUEST DIAGNOSTICS - IRVING	9	270	172	38%	451
LEE MEMORIAL HOSPITAL LAB			445	100%	445
TAMPA COMMUNITY HOSPITAL		291	152	34%	443
QUEST	3	86	352	80%	441
AVERO DIAGNOSTICS - IRVING		377	63	14%	440
MARTIN MEMORIAL HEALTH SYSTEMS LABORATORY		407	33	8%	440
PANCARE OF FLORIDA, INC			438	100%	438
LUMINUS DIAGNOSTICS		295	122	29%	417
NCH NORTHEAST		266	150	36%	416
SOUTHEAST ALABAMA MEDICAL CENT		372	35	9%	407
AVECINA MEDICAL OAKLEAF		158	226	59%	384
Assurance Scientific Laboratories		287	94	25%	381
QUEST DIAGNOSTICS NICHOLS INSTITUTE	5	351	16	4%	372
PATIENTS FIRST LAKE ELLA MEDICAL CENTER PA		268	99	27%	367
DESOTO MEMORIAL HOSPITAL CLINICAL LABORATORY	3	270	89	25%	362
NEW YORK STATE ELR - NORTH SHORE LONG ISLAND JEWISH HEALTH		330	23	7%	353
INFORM DIAGNOSTICS		349	2	1%	351
JACKSON HOSPITAL LAB		310	28	8%	338
MEMORIAL PEMBROKE 24/7 CARE CENTER		247	90	27%	337
CLARITY LABS		284	49	15%	333
MINUTECLINIC LLC #3703		284	38	12%	322
MARTIN MEMORIAL LABORATORY AT ST LUCIE WEST		275	46	14%	321
NEW YORK STATE ELR - LENCO MEDICAL LABORATORY		307	13	4%	320
DAVITA LABS		290	26	8%	316
PHYSICIANS STAT LAB		134	180	57%	314
DYNIX DIAGNOSTICS		187	127	40%	314

COVID-19: testing by laboratory

Data through Aug 2, 2020 verified as of Aug 3, 2020 at 09:25 AM

Data in this report are provisional and subject to change.

The numbers in the table below represent the number for whom test results were received by the Department of Health. A person can be tested by more than one laboratory and can have both positive and negative results. **Therefore, the sum of the numbers in each column will be larger than the total number of people tested.**

Reporting lab	Inconclusive	Negative	Positive	Percent positive	Total
PATIENTS FIRST - MAHAN DRIVE		161	152	49%	313
APPLIED INGENUITY DIAGNOSTICS		281	28	9%	309
NEW YORK STATE ELR - NYU HOSPITALS CENTER CLINICAL LABORATORIES		293	11	4%	304
LABCORP		47	250	84%	297
PATIENT'S FIRST		3	292	99%	295
BIO COLLECTIONS INC	1	151	139	48%	291
JACKSON HOSPITAL CLINICAL LABORATORY		232	58	20%	290
NEW YORK STATE ELR - DEPARTMENT OF CLINICAL LABS		280	5	2%	285
UAB HIGHLANDS LABORATORY		283	2	1%	285
ECCOLAB GROUP	1	75	208	73%	284
LAB CORP	1	106	163	60%	270
HOLY CROSS HOSPITAL LABORATORY			259	100%	259
JAY HOSPITAL CLINICAL LABORATORY		192	56	23%	248
NORTH FLORIDA PEDIATRICS-TALLAHASSEE		226	20	8%	246
GENESIS REFERENCE LABORATORIES		1	234	100%	235
MAKO GENOMICS		218	12	5%	230
FLO-MEDILAB SERVICES		80	146	65%	226
EXPRESS GENE MOLECULAR DIAGNOSTIC LABORATORY		2	223	99%	225
THERADOC		150	75	33%	225
AVECINA MEDICAL SOUTHSIDE		134	84	39%	218
NCF DIAGNOSTICS & DNA TECHNOLOGIES	10	14	194	89%	218
MEDSCAN LABORATORY INC		136	76	36%	212
CORE DIAGNOSTIC LABORATORIES LLC		174	37	18%	211
FLORIDA LABORATORY ANALYSIS		52	158	75%	210
BIOCERNA LLC	8	153	48	23%	209
BAPTIST MD ANDERSON CANCER CENTER		209			209
VAMC WEST PALM LAB		5	196	98%	201
ADVENTHEALTH LAB			195	100%	195
TENNESSEE DOH - NASHVILLE	2	172	18	9%	192
HENDRY REGIONAL MEDICAL CENTER		2	189	99%	191
LABCORP TAMPA	1	17	173	91%	191
MILLENNIUM PATHOLOGY			189	100%	189
ST CLOUD REGIONAL MEDICAL CENTER		126	60	32%	186
MEDARBOR DIAGNOSTICS		1	183	99%	184
CURATIVE LABS		6	175	97%	181
UNKNOWN		13	165	93%	178
SUNRISE MEDICAL LABORATORIES		128	48	27%	176
AVECINA MEDICAL JULINGTON		86	87	50%	173
UNITED CLINICAL LABORATORY LLC		2	171	99%	173
FLAGLER HOSPITAL	4	17	151	88%	172
NEW YORK STATE ELR - NEW YORK PRESBYTERIAN HOSPITAL CUMC CLINICAL		158	13	8%	171
HOLMES REGIONAL MEDICAL CENTER		3	167	98%	170
NITE LITE PEDIATRICS		101	65	39%	166
PATHGROUP LABS LLC		90	74	45%	164
GENESIS MEDICAL LABORATORY MIAMI FL.		78	86	52%	164
ORLANDO VETERANS AFFAIRS MEDICAL CENTER		32	127	80%	159
ORLANDO VAMC		79	77	49%	156

COVID-19: testing by laboratory

Data through Aug 2, 2020 verified as of Aug 3, 2020 at 09:25 AM

Data in this report are provisional and subject to change.

The numbers in the table below represent the number for whom test results were received by the Department of Health. A person can be tested by more than one laboratory and can have both positive and negative results. **Therefore, the sum of the numbers in each column will be larger than the total number of people tested.**

Reporting lab	Inconclusive	Negative	Positive	Percent positive	Total
NCH HEALTHCARE BONITA		103	53	34%	156
BAY PINES VAMC CLINICAL LABORATORY		3	151	98%	154
SANFORD REFERENCE LAB		150	4	3%	154
SMA SPECIALITY MEDICAL LAB		53	99	65%	152
NEW YORK STATE ELR - MOUNT SINAI LABORATORY		143	8	5%	151
AKESOGEN		137	11	7%	148
JAMES A. HALEY VETERANS MICRO LAB			147	100%	147
NEW YORK STATE ELR - NEW YORK HOSPITAL LABORATORIES	1	139	6	4%	146
LABTECH DIAGNOSTIC		83	60	42%	143
ASCEND CLINICAL		138	4	3%	142
FLORIDA HOSPITAL WAUCHULA		72	68	49%	140
VETERANS AFFAIRS MEDICAL CENTER LAB		1	139	99%	140
BUREAU OF CLINICAL LABORATORIES		117	22	16%	139
UAB UNIVERSITY OF ALABAMA HOSPITAL LAB		130	6	4%	136
NEO GENOMICS - FORT MYERS	1	131	4	3%	136
QUALITOX LABORATORIES		96	38	28%	134
GESSLER CLINIC			132	100%	132
MEMPHIS PATHOLOGY LABORATORY	1	124	5	4%	130
BMHSI-AEL MICROBIOLOGY LABORATORY	2	102	24	19%	128
MOLECULAR INFECTIOUS DISEASES		123	3	2%	126
C.W. BILL YOUNG VA MEDICAL CENTER		4	122	97%	126
MAVERICK LABS		48	77	62%	125
ASSOCIATED PATHOLOGISTS, LLC		88	35	28%	123
WUESTHOFF REF LABORATORY			122	100%	122
PREMIER MEDICAL LABORATORY SERVICES			122	100%	122
ACUTIS DIAGNOSTICS	1	96	23	19%	120
MILLENNIUM PATHOLOGY/MICROBIOLOGY LABORATORY			120	100%	120
LEHIGH REGIONAL MEDICAL CENTER LAB		105	15	13%	120
ADVENT HEALTH DAYTONA		1	114	99%	115
PALM BEACH COUNTY HEALTH DEPT LAB		112	2	2%	114
ASAP LAB LLC		90	23	20%	113
NEW YORK STATE ELR - ENZO CLINICAL LABS INC		112	1	1%	113
ALLIED HEALTH FORT PIERCE		112			112
VAMC BAY PINES		1	110	99%	111
INTEGRATED REGIONAL LABORATORIES		99	12	11%	111
LEON MEDICAL CENTER		7	102	94%	109
MILLENNIUM LAB SERVICES			106	100%	106
PHAROS HEALTH		33	73	69%	106
MEDICAL DIAGNOSTICS LABORATORIES,INC		17	89	84%	106
SANTA ROSA MEDICAL CENTER		1	103	99%	104
CENTRA CARE		1	103	99%	104
FLORIDA WOMAN CARE LABORATORY LLC		88	16	15%	104
HOLIDAY CVS LLC DBA CVS PHARMACY #5154		97	5	5%	102
FLORIDA HOSPITAL HEARTLAND MED CTR LAKE PLACID		70	30	30%	100
TEMPUS CLINICAL LABORATORY		86	13	13%	99
ROSEN MEDICAL CENTER		88	10	10%	98
UR MEDICINE LABS- CENTRAL LABORATORY		96	2	2%	98

COVID-19: testing by laboratory

Data through Aug 2, 2020 verified as of Aug 3, 2020 at 09:25 AM

Data in this report are provisional and subject to change.

The numbers in the table below represent the number for whom test results were received by the Department of Health. A person can be tested by more than one laboratory and can have both positive and negative results. **Therefore, the sum of the numbers in each column will be larger than the total number of people tested.**

Reporting lab	Inconclusive	Negative	Positive	Percent positive	Total
STEWART REFERENCE LABORATORY			97	100%	97
CURATIVE LABS INC		12	85	88%	97
SPARROW HEALTHCARE		1	96	99%	97
ST JUDE CHILDREN'S RESEARCH HOSPITAL		84	11	12%	95
IRL MARKET LAB		60	34	36%	94
DIAGNOSTIC SOLUTIONS		3	90	97%	93
MICROGEN DX		1	91	99%	92
USAFSAM/PHE		23	69	75%	92
TALLAHASSEE PRIMARY CARE ASSOCIATES		83	8	9%	91
BAPTIST HEALTH SOUTH FLORIDA		4	86	96%	90
GENETWORKX		15	72	83%	87
CENTRACARE		1	85	99%	86
AMELIA URGENT CARE		4	81	95%	85
MARTIN MEMORIAL MEDICAL CENTER LAB		12	71	86%	83
LABCORP BURLINGTON (LPP)		23	58	72%	81
AMERICAN PATHOLOGY PARTNERS		79	1	1%	80
ARCPPOINT LABS - FORT MYERS		39	37	49%	76
SACRED HEART HOSPITAL ON THE GULF		35	38	52%	73
FLORIDA COMMUNITY HEALTH CENTERS INC			72	100%	72
MAYO CLINIC LABS - ROCHESTER MAIN CAMPUS		71	1	1%	72
ADVENTHEALTH CENTRA CARE OVIEDO		21	50	70%	71
VAMC LAKE CITY		51	20	28%	71
AVERO DIAGNOSTICS		51	19	27%	70
GARCIA CLINICAL LABORATORY		1	69	99%	70
Highlands Regional Hospital		63	6	9%	69
HEALTH FIRST-HOLMES REGIONAL			68	100%	68
FAST TRACK URGENT CARE CENTER			68	100%	68
ARCPPOINT LABS OF WEST PALM BEACH			67	100%	67
REAL DIAGNOSTIC	1	40	26	39%	67
CENTRAL FLORIDA HEALTH CARE		46	21	31%	67
PACIFIC ANALYTICS			67	100%	67
QPS, LLC		66	1	1%	67
AEL- MEMPHIS		17	50	75%	67
HOLY CROSS HOSPITAL		1	65	98%	66
ORLANDO VA PALMS		2	60	97%	62
EUROFINS NTD, LLC		49	13	21%	62
DAVITA LABORATORY SERVICES		48	14	23%	62
VA MEDICAL CENTER		7	54	89%	61
PRIVA PATH LABS			61	100%	61
HOSPITAL FOR SPECIAL SURGERY		57	1	2%	58
FINLAY CLINICAL LABORATORY		24	34	59%	58
GENE BY GENE			56	100%	56
BAYFRONT HEALTH BROOKSVILLE			56	100%	56
NAVY HOSPITAL			55	100%	55
BROWARD HEALTH MEDICAL CENTER		1	53	98%	54
TOM LEE COMMUNITY HEALTH CENTER		3	50	94%	53
NEW YORK STATE ELR - WADSWORTH HEALTH CENTER		50	3	6%	53

COVID-19: testing by laboratory

Data through Aug 2, 2020 verified as of Aug 3, 2020 at 09:25 AM

Data in this report are provisional and subject to change.

The numbers in the table below represent the number for whom test results were received by the Department of Health. A person can be tested by more than one laboratory and can have both positive and negative results. **Therefore, the sum of the numbers in each column will be larger than the total number of people tested.**

Reporting lab	Inconclusive	Negative	Positive	Percent positive	Total
VAMC GAINESVILLE		2	51	96%	53
BAYCARE HEALTH SYSTEM		1	51	98%	52
MID-FLORIDA PATHOLOGY		30	21	41%	51
SARASOTA CO. HEALTH DEPT # 58		40	11	22%	51
MORTON PLANT HOSPITAL/LAB		1	50	98%	51
MILLENIUM PHYSICIANS GROUP			49	100%	49
MORTON PLANT HOSPITAL			49	100%	49
P4 DIAGNOSTIX LABORATORY NETWORK		1	48	98%	49
INTEGRITY LABORATORIES			49	100%	49
CLINICAL REFERENCE LABORATORY		44	4	8%	48
BAYCARE LAB		1	47	98%	48
ARTHREX MEDICAL CENTER		28	20	42%	48
HURLBURT FIELD CLINIC		23	24	51%	47
NEW YORK STATE ELR - EMPIRECITY LABORATORIES		39	7	15%	46
H LEE MOFFITT CANCER CENTER MICRO		46			46
VHA PUBLIC HEALTH REFERENCE LABORATORY- PALO ALTO		27	19	41%	46
BIOREFERENCE LABORATORY		1	44	98%	45
DYNAMIC MEDICAL USA			45	100%	45
REFUAH HEALTH CENTER LABORATORY		45			45
SOLARIS DIAGNOSTICS		2	42	95%	44
SMA MEDICAL LABORATORY		8	35	81%	43
USA HEALTH UNIVERSITY HOSPITAL CLINICAL LABORATORY		42	1	2%	43
QUEST TAMPA (NEW YORK ELR)		34	9	21%	43
AMELIA EXPRESS CARE		2	41	95%	43
QUEST DIAGNOSTICS-N ST PETERSBURG-5TH			42	100%	42
FLORIDA CLINICAL LABORATORY-BIOREFERENCE LABORATORIES		2	39	95%	41
PROVIDENCE HOSPITAL LABORATORY		40	1	2%	41
EAST MANATEE FAMILY	1		39	98%	40
DEPARTMENT OF VETERANS AFFAIRS JAMES A. HALEY VETERANS HOSPITAL			40	100%	40
FISHERMENS HOSPITAL CLINICAL LAB		37	2	5%	39
EGLIN REGIONAL MEDICAL CENTER		4	35	90%	39
325TH MEDICAL GROUP			39	100%	39
FLORIDA HOSPITAL NEW SMYRNA		4	35	90%	39
ALL CHILDREN'S HOSPITAL/LAB			38	100%	38
BAYFRONT HEALTH ER PINELLAS PARK		18	20	53%	38
RCA LABORATORY SERVICES, LLC		8	30	79%	38
AMERICAN RESEARCH LABS		1	37	97%	38
ADVENT HEALTH CENTRA CARE LONGWOOD			38	100%	38
NEW YORK STATE ELR - KALEIDA HEALTH CENTER FOR LABORATORY		33	4	11%	37
ADVENT HEALTH CENTRA CARE: WATERFORD LAKES		3	34	92%	37
FULGENT GENETICS	1	18	16	46%	35
ST. CLOUD MEDICAL GROUP		35			35
IRL		4	31	89%	35
NEW PLANT CITY FAMILY CARE		12	23	66%	35
LAB CORP RTP	1	2	31	91%	34
CAREMOUNT MEDICAL - PATHOLOGY		34			34
DESOTO MEMORIAL HOSPITAL LAB			33	100%	33

COVID-19: testing by laboratory

Data through Aug 2, 2020 verified as of Aug 3, 2020 at 09:25 AM

Data in this report are provisional and subject to change.

The numbers in the table below represent the number for whom test results were received by the Department of Health. A person can be tested by more than one laboratory and can have both positive and negative results. **Therefore, the sum of the numbers in each column will be larger than the total number of people tested.**

Reporting lab	Inconclusive	Negative	Positive	Percent positive	Total
ALLSOUTH URGENT CARE			33	100%	33
GENPATH			33	100%	33
AVELLINO LAB USA, INC		31	2	6%	33
LAB CORP TAMPA			33	100%	33
LABCORP BIRMINGHAM		4	29	88%	33
SEBASTIAN RIVER MEDICAL CENTER		10	23	70%	33
NEW YORK STATE ELR - MONTEFIORE MEDICAL CENTER LABORATORIES - MOSES		26	7	21%	33
MACDILL AFB HOSPITAL		26	6	19%	32
NAVAL HOSPITAL - JACKSONVILLE		1	31	97%	32
GULF COAST MOLECULAR LABORATORIES		13	19	59%	32
QUEST DIAGNOSTICS-VERO BEACH-37TH ST		31			31
UNKNOWN - BAD FACILITY CODE		2	29	94%	31
BioReference Laboratories, Inc		21	10	32%	31
MEDICAL DIAGNOSTIC LAB		1	30	97%	31
FAWCETT MEMORIAL HOSPITAL-LAB		1	29	97%	30
HEALTHLINK DIAGNOSTIC LABORATORIES		1	29	97%	30
MOBILE INFIRMARY MED CENTER PATH LAB		28	2	7%	30
EXPERTUS LABORATORIES INC		9	21	70%	30
HUNTSVILLE HOSPITAL LABORATORY		22	7	24%	29
CLINICAL RESEARCH SEQUENCING PLATFORM			29	100%	29
HEALTH FIRST-PALM BAY			29	100%	29
P4CLINICAL	3	2	24	83%	29
NIGHT LITE PEDIATRICS URGENT CARE		3	26	90%	29
QUEST DIAGNOSTIC INC	1	3	24	86%	28
NEW YORK STATE ELR - WHITE PLAINS HOSPITAL CENTER LAB		28			28
ST VINCENT'S BIRMINGHAM LABORATORY		28			28
SOUTH LAKE HOSPITAL		1	27	96%	28
TAMPA GENERAL HOSPITAL CLINICAL LAB			27	100%	27
TRADITION MEDICAL CENTER LABORATORY		7	20	74%	27
LABORATORY CORP OF AMERICA	1	7	19	70%	27
LABFIRST - DEPARTMENT OF PATHOLOGY		26	1	4%	27
SCIONLAB SERVICES LLC		23	4	15%	27
FINLAY CLINICAL LABORATORY INC		26	1	4%	27
CAPITAL REGIONAL MEDICAL CENTER		1	26	96%	27
ACCU REFERENCE MEDICAL LAB			26	100%	26
SANFORD LABORATORIES		24	2	8%	26
ST JOSEPHS CHILDRENS OUTREACH			26	100%	26
SUNCOAST LABS			26	100%	26
CDC		17	9	35%	26
INTERLAB		1	25	96%	26
JEFFERY WEINZWEIG			26	100%	26
SHORELINE PHYSICIAN GROUP			26	100%	26
ST. JOSEPH HOSPITAL LAB			26	100%	26
QUEST DIAGNOSTICS NICHOLS INSTITUTE- LPP		3	22	88%	25
Quest Diag Unspecfd		4	21	84%	25
MACDILL AIRFORCE BASE MICRO		22	3	12%	25
EMERGENCY PHYSICIANS MEDICAL CENTER			25	100%	25

COVID-19: testing by laboratory

Data through Aug 2, 2020 verified as of Aug 3, 2020 at 09:25 AM

Data in this report are provisional and subject to change.

The numbers in the table below represent the number for whom test results were received by the Department of Health. A person can be tested by more than one laboratory and can have both positive and negative results. **Therefore, the sum of the numbers in each column will be larger than the total number of people tested.**

Reporting lab	Inconclusive	Negative	Positive	Percent positive	Total
GRAVITY DIAGNOSTICS		14	10	42%	24
GENESIS LABORATORY MANAGEMENT			24	100%	24
NEW YORK STATE ELR - NEWYORK-PRESBYTERIAN/QUEENS DIAGNOSTIC		23	1	4%	24
ORLANDO REGIONAL MEDICAL CENTER		1	23	96%	24
DOCTOR'S MEMORIAL HOSPITAL		2	22	92%	24
MY CLINICAL LAB			24	100%	24
QDX PATHOLOGY SERVICES		14	10	42%	24
UNITED CLINICAL LABS			24	100%	24
NEW YORK STATE ELR - STONY BROOK UNIVERSITY MEDICAL CENTER		21	3	13%	24
NXGEN MDX		18	5	22%	23
BAYFRONT		21	2	9%	23
ST. ANTHONY'S HOSPITAL			23	100%	23
MIAMI VAMC			23	100%	23
LABORATORY DYNAMICS		20	3	13%	23
JACKSON MEMORIAL HOSPITAL		1	22	96%	23
CHILDREN'S HOSPITAL OF ALABAMA		23			23
CAPE CANAVERAL HOSPITAL			23	100%	23
AURORA DIAGNOSTICS BERNHARDT LABORATORIES PATHOLOGY SERVICE		22			22
US BIOTEK LABORATORIES			22	100%	22
ASSOCIATED CLINICAL LABORATORIES		21	1	5%	22
NEW YORK STATE ELR - QUEST DIAGNOSTICS NICHOLS		20	2	9%	22
PENNSYLVANIA DEPT OF HEALTH		19	3	14%	22
QUEST DIAGNOSTICS INC.			22	100%	22
SMA SPECIALTY MEDICAL LAB			22	100%	22
NEW YORK STATE ELR - CATHOLIC HEALTH SYSTEM DEPT LABORATORY		22			22
LAB PLUS, LLC AT SAINT THOMAS WEST HOSPITAL		14	8	36%	22
LAB			21	100%	21
POPLAR HEALTHCARE PLLC	1	10	10	48%	21
MED ARBOR			21	100%	21
PATRICK AIR FORCE BASE		1	20	95%	21
LABORATORY SPECIALISTS OF MICHIGAN			21	100%	21
KENDALL REGIONAL MEDICAL CENTER LAB			20	100%	20
ST. MARY'S MEDICAL CENTER LAB			20	100%	20
BROWARD HEALTH CORAL SPRINGS EPIDEMIOLOGY DEPT			20	100%	20
MIAMI BEACH COMMUNITY HEALTH CENTER			20	100%	20
CITRUS MEMORIAL HEALTH SYSTEM LAB		1	19	95%	20
ST. CLOUD HOSPITAL		20			20
ASSOCIATED PATHOLOGISTS		16	4	20%	20
GRAVITY DIAGNOSTICS, LLC		7	13	65%	20
VA		15	4	21%	19
NEW YORK STATE ELR - UNIVERSITY HOSPITAL, STONY BROOK SOUTHAMPTON		19			19
CAYUGA MEDICAL CENTER AT ITHACA		17	2	11%	19
DOH-WEST PALM BEACH BRANCH LABORATORY			19	100%	19
UNIVERSITY HEALTH SYSTEM INC		17	2	11%	19
ADVENT HEALTH FISH MEMORIAL		2	17	89%	19
FLORIDA MEDICAL CLINIC		1	18	95%	19
INTEGRATED REGIONAL LABORATORIES - LARGO			19	100%	19

COVID-19: testing by laboratory

Data through Aug 2, 2020 verified as of Aug 3, 2020 at 09:25 AM

Data in this report are provisional and subject to change.

The numbers in the table below represent the number for whom test results were received by the Department of Health. A person can be tested by more than one laboratory and can have both positive and negative results. **Therefore, the sum of the numbers in each column will be larger than the total number of people tested.**

Reporting lab	Inconclusive	Negative	Positive	Percent positive	Total
MED HEALTH SERVICES		18	1	5%	19
RDX BIOSCIENCE,			19	100%	19
PATHGROUP LABS			18	100%	18
INTERCOASTAL MEDICAL GROUP			18	100%	18
FIRST CHOICE URGENT CARE			18	100%	18
STONE WASH CLINICAL LABORATORIES		2	16	89%	18
PALO ALTO VA MEDICAL CENTER		1	17	94%	18
PALM BAY HOSPITAL		1	17	94%	18
CORE DIAGNOSTIC LABORATORIES			18	100%	18
ARCPOINT LABS OF TAMPA		1	16	94%	17
MIAMI VA HEALTHCARE SYSTEM			17	100%	17
WATSON CLINIC LLP SOUTH			17	100%	17
VIERA HOSPITAL			17	100%	17
SMA LAB		4	13	76%	17
ARUP		4	13	76%	17
CLEVELAND CLINIC FOUNDATION		9	8	47%	17
PARRISH MEDICAL CENTER		1	16	94%	17
NEW YORK STATE ELR - BROOKDALE UNIVERSITY HOSPITAL		16			16
TGH		1	15	94%	16
MADISON CORE LABORATORIES		15	1	6%	16
DOCTORS MEMORIAL HOSPITAL		8	8	50%	16
NEW YORK STATE ELR - WESTCHESTER MEDICAL CENTER		16			16
PRIDE DIAGNOSTICS		14	2	13%	16
LECONTE MEDICAL CENTER LAB		13	3	19%	16
DIATHERIX		13	2	13%	15
SEVEN RIVERS REGIONAL MEDICAL CENTER		4	11	73%	15
IPSUM DIAGNOSTICS			15	100%	15
LABCORP INC		2	13	87%	15
MOLECULAR TESTING LABS			15	100%	15
NORTH FLORIDA PEDIATRICS-LAKE CITY			15	100%	15
PHYSICIANS REGIONAL HEALTHCARE SYSTEM			15	100%	15
FLORIDA DEPARTMENT OF HEALTH		10	5	33%	15
QUEST DIAGNOSTICS INCORPORATED			15	100%	15
NEW YORK STATE ELR - WILSON MEMORIAL REGIONAL MEDICAL CENTER		14	1	7%	15
QUESTDIAGNOSTICS INCORPORATED		1	14	93%	15
GENESIS DIAGNOSTICS			15	100%	15
LABCORP OF AMERICA		2	13	87%	15
CENTRA CARE CONWAY			15	100%	15
QUEST DIAGNOSTICS NICHOLS INSTITUTE - SJC (LPP)		10	5	33%	15
OUT OF STATE		14			14
NORTH SHORE UNIVERSITY HOSPITAL LABORATORY		13	1	7%	14
BIO REFERNCE LABORATORIES		3	11	79%	14
PARK WEST MEDICAL CENTER		13	1	7%	14
NEW YORK STATE ELR - QUEST DIAGNOSTICS INCORPORATED		11	3	21%	14
GOLDEN GATE FAMILY CLINIC			14	100%	14
HEALTH CENTRAL HOSPITAL			14	100%	14
SUNTREE INTERNAL MEDICINE		14			14

COVID-19: testing by laboratory

Data through Aug 2, 2020 verified as of Aug 3, 2020 at 09:25 AM

Data in this report are provisional and subject to change.

The numbers in the table below represent the number for whom test results were received by the Department of Health. A person can be tested by more than one laboratory and can have both positive and negative results. **Therefore, the sum of the numbers in each column will be larger than the total number of people tested.**

Reporting lab	Inconclusive	Negative	Positive	Percent positive	Total
TIDE LABORATORIES		4	10	71%	14
NORTH FLORIDA/SOUTH GEORGA VETERANS HEALTH SYSTEM			14	100%	14
DIAGNOSTIC LABORATORY OF OKLAHOMA		14			14
MILLENNIUM PHYSICIAN GROUP LCC			14	100%	14
NEW YORK STATE ELR - ROCHESTER GENERAL HOSPITAL LABORATORY		13	1	7%	14
WUESTHOFF MEDICAL CENTER-MELBOURNE			13	100%	13
NORTH OKALOOSA MEDICAL CENTER			13	100%	13
SOUTHEAST FAMILY HEALTHCARE CENTER			13	100%	13
VENICE REGIONAL MEDICAL LAB SERVICES			13	100%	13
NEW YORK STATE ELR - BRONX LEBANON HOSPITAL-MEDICAL CENTER		12	1	8%	13
NEW YORK STATE ELR - LENOX HILL HOSPITAL		12	1	8%	13
XERA MED RESEARCH			13	100%	13
MEDCOMP SCIENCES			13	100%	13
BAPTIST SOUTH MEDICAL CENTER		2	11	85%	13
ST FRANCIS HOSPITAL		10	3	23%	13
VAMC			13	100%	13
ST. JOSEPHS HOSPITAL			13	100%	13
JACKSON HEALTH SYSTEM			13	100%	13
CBS LABORATORY		1	11	92%	12
SELECT LABORATORIES MARION COUNTY, LLC.			12	100%	12
CLARITY LAB SOLUTIONS		3	9	75%	12
WHITE WILSON MEDICAL CENTER CLINIC			12	100%	12
FLORIDA DEPT OF HEALTH		4	8	67%	12
UVMC MICROBIOLOGY		12			12
ADVANCED URGENT CARE		10	2	17%	12
PROTEUS MOLECULAR AND CLINICAL LAB		8	4	33%	12
DEPARTMENT OF VETERANS AFFAIRS MEDICAL CENTER			12	100%	12
BROWARD DIALYSIS			12	100%	12
BAY MEDICAL CENTER SACRED HEART HEALTH SYSTEM			12	100%	12
BIO-REFERENCE LABORATORIES			12	100%	12
TEN HEALTHCARE		2	10	83%	12
DOH		1	11	92%	12
TOTAL RENAL LABORATORIES INC		7	5	42%	12
REDITUS LABORATORIES			12	100%	12
MOFFITT CANCER CENTER		9	2	18%	11
AMERICAN ESOTERIC LABORATORIES			11	100%	11
LABCORP - CLEARWATER		3	8	73%	11
ADVENT HEALTH -TAMPA		4	7	64%	11
FLORIDA COMMUNITY HEALTH CENTER OF ST. LUCIE			11	100%	11
SUNQUEST		2	9	82%	11
HEALTH FIRST-VIERA HOSPITAL			11	100%	11
LAB INTERMARKET FACILITY LAB			11	100%	11
DELRAY MEDICAL CENTER LAB			11	100%	11
POARCH BANC CREEK INDIANS TRIBAL HEALTH DEPARTMENT			11	100%	11
INDIAN RIVER MEDICAL CENTER		11			11
BAPTIST CLAY			11	100%	11
NIGHT LITE PEDIATRICS WINTER GARDEN		7	4	36%	11

COVID-19: testing by laboratory

Data through Aug 2, 2020 verified as of Aug 3, 2020 at 09:25 AM

Data in this report are provisional and subject to change.

The numbers in the table below represent the number for whom test results were received by the Department of Health. A person can be tested by more than one laboratory and can have both positive and negative results. **Therefore, the sum of the numbers in each column will be larger than the total number of people tested.**

Reporting lab	Inconclusive	Negative	Positive	Percent positive	Total
BAYA URGENT CARE			11	100%	11
ESCAMBIA COMMUNITY CLINIC			11	100%	11
UPMC CHAUTAUQUA AT WCA LABORATORY		10			10
BROWARD HEALTH CARE			10	100%	10
VENICE REGIONAL MEDICAL CENTER			10	100%	10
NEW JERSEY DEPARTMENT OF HEALTH COMMUNICABLE DISEASE SERVICE		3	7	70%	10
BAYCARE OUTREACH LABORATORY SERVICES		1	9	90%	10
QUEST INFECTIOUS DISEASE	1	5	4	40%	10
NEW YORK STATE ELR - SARATOGA HOSPITAL LABORATORY		10			10
PRECISION HEALTH SOLUTIONS LAB			10	100%	10
NEW YORK STATE ELR - CATHOLIC HEALTH SERVICES REGIONAL LABORATORY		8	2	20%	10
MEDICAL LABORATORY DIAGNOSTICS			10	100%	10
LAKE BALDWIN CBOC		9	1	10%	10
SELECT REFERENCE LABORATORIES, LLC			10	100%	10
HEALTH FIRST CAPE CANAVERAL HOSPITAL			10	100%	10
LABCORP - MIAMI		4	6	60%	10
BLOCK, NATION, CHASE, AND SMOLEN FAMILY MEDICINE		4	6	60%	10
PARKWEST MEDICAL CENTER		9	1	10%	10
NEXT MOLECULAR ANALYTICS			9	100%	9
FAST TRACK URGENT CARE CENTER - CARROLLWOOD			9	100%	9
MICHIGAN DEPARTMENT OF HEALTH AND HUMAN SERVICES			9	100%	9
BAYFRONT HEALTH SPRING HILL			9	100%	9
INTEGRITY LABORATORIES, LLC		5	4	44%	9
NEW YORK STATE ELR - ERIE COUNTY MEDICAL CTR CLINICAL LABS		9			9
HUNTINGTON HOSPITAL LABORATORY		8	1	11%	9
BAY CARE OCCUPATIONAL CLINIC			9	100%	9
CORE LABORATORY		1	8	89%	9
LEON CHD		9			9
NEW YORK STATE ELR - GOOD SAMARITAN HOSPITAL LABORATORY		9			9
PERSONALIZED GENETIC TESTING			9	100%	9
JACKSON NORTH MEDICAL CENTER		1	8	89%	9
MINUTE CLINIC INCORPORATE		8	1	11%	9
WESTPAC LABS			9	100%	9
EAST ALABAMA MEDICAL CENTER LABORATORY		6	3	33%	9
FLORIDA HOSPITAL LABS			9	100%	9
PRATTVILLE BAPTIST HOSPITAL		7	1	13%	8
DOCTOR'S IN HOUSE LAB			8	100%	8
SPORTS DRUG TESTING LABORATORY			8	100%	8
NEW YORK STATE ELR - LOURDES HOSPITAL INC		8			8
NORTH CAROLINA DEPARTMENT OF HEALTH & HUMAN SERVICES			8	100%	8
MAYO CLINIC DEPT OF LAB MED PATHOLOGY			8	100%	8
CONSOLIDATED LAB SERVICES		8			8
NEW YORK STATE ELR - JAMES J PETERS VA MEDICAL CENTER		6	2	25%	8
NEW YORK STATE ELR - VASSAR BROTHERS MEDICAL CENTER LABORATORY		8			8
NEW YORK STATE ELR - NORTH CENTRAL BRONX HOSP		7	1	13%	8
UMHC/SYLVESTER AT KENDALL		1	7	88%	8
ST JOSEPH'S HEALTHLINE		1	7	88%	8

COVID-19: testing by laboratory

Data through Aug 2, 2020 verified as of Aug 3, 2020 at 09:25 AM

Data in this report are provisional and subject to change.

The numbers in the table below represent the number for whom test results were received by the Department of Health. A person can be tested by more than one laboratory and can have both positive and negative results. **Therefore, the sum of the numbers in each column will be larger than the total number of people tested.**

Reporting lab	Inconclusive	Negative	Positive	Percent positive	Total
ST JOSEPHS HOSPITAL			8	100%	8
ADVENTHEALTH PALM COAST			8	100%	8
ADVENT HEALTH SEBRING			8	100%	8
THE COMMONWEALTH OF MASSACHUSETTS			8	100%	8
TRUGENX			8	100%	8
DEVANSH LAB WERKS INC		6	2	25%	8
Diatherix Laboratories, LLC		2	6	75%	8
CENTRA CARE – SAND LAKE			8	100%	8
AMERICAN HEALTH ASSOCIATES OF TAMPA			8	100%	8
STATE LAB		1	7	88%	8
GENEUS DIAGNOSTICS			8	100%	8
TYNDALL AFB			8	100%	8
ST MARY'S MEDICAL CENTER		1	7	88%	8
WUESTHOFF MEMORIAL HOSPITAL			8	100%	8
BOND CLINIC			8	100%	8
ST VINCENTS MEDICAL CENTER RIVERSIDE NURSING			8	100%	8
NORTHWELL HEALTH PLAINVIEW HOSPITAL LABORATORY		5	2	29%	7
NEW YORK STATE ELR - ST PETER'S BENDER LABORATORY		7			7
BIOFIRE			7	100%	7
DYNAMIC DNA LAB			7	100%	7
BAYCARE LABORATORIES			7	100%	7
X-GENE MOLECULAR LABS		1	6	86%	7
BAY PINES VA		1	6	86%	7
UNIVERSITY HOSPITAL - STONY BROOK EASTERN		7			7
WOLFSON CHILDREN'S HOSPITAL			7	100%	7
CLINICAL PATHOLOGY LABORATORIES, INC.			7	100%	7
WATSON CLINIC LLP MAIN			7	100%	7
LAKE CITY VETERANS HOSPITAL			7	100%	7
BOCA BIOLISTICS REFERENCE LABORATORY			7	100%	7
SOUTHEAST ALABAMA MEDICAL CENTER			7	100%	7
CLEVELAND CLINIC			7	100%	7
ST CATHERINE OF SIENA HOSPITAL		7			7
SYLVESTER AT PLANTATION LABORATORY		6	1	14%	7
NORTH BAY HOSPITAL			7	100%	7
ADVENTHEALTH CENTRA CARE SANFORD		1	6	86%	7
PROMEDICA LABORATORIES		7			7
ORMOND BEACH CENTRA CARE			7	100%	7
FLORIDA DEPARTMENT OF HEALTH IN HILLSBOROUGH COUNTY			7	100%	7
LONGLEAF DIAGNOSTIC LABORATORIES		2	5	71%	7
FLORIDA DEPARTMENT OF HEALTH IN LAKE COUNTY		3	4	57%	7
HIGHLANDS MEDICAL CENTER		7			7
NO NAME		5	2	29%	7
ROCKLEDGE			7	100%	7
HEALTHMARK REGIONAL HOSPITAL LAB		3	4	57%	7
MAGNOLIA DIAGNOSTIC			7	100%	7
BAYONET POINT MEDICAL CENTER			7	100%	7
BAYFRONT HEALTH PORT CHARLOTTE			7	100%	7

COVID-19: testing by laboratory

Data through Aug 2, 2020 verified as of Aug 3, 2020 at 09:25 AM

Data in this report are provisional and subject to change.

The numbers in the table below represent the number for whom test results were received by the Department of Health. A person can be tested by more than one laboratory and can have both positive and negative results. **Therefore, the sum of the numbers in each column will be larger than the total number of people tested.**

Reporting lab	Inconclusive	Negative	Positive	Percent positive	Total
PECONIC BAY MEDICAL CENTER LABORATORY		5	1	17%	6
PENSACOLA PEDIATRICS			6	100%	6
SACRED HEART HEALTH SYSTEM			6	100%	6
THE CENTER FOR URGENT CARE		3	3	50%	6
TRUE HEALTH DIAGNOSTICS		1	5	83%	6
LEE COUNTY HEALTH DEPARTMENT		4	2	33%	6
MICHIGAN DEPARTMENT OF COMMUNITY HEALTH		1	5	83%	6
XPRESS WELLNESS URGENT CARE			6	100%	6
NEW YORK PRESBYTERIAN - ALLEN HOSPITAL		6			6
STATEN ISLAND UNIVERSITY HOSPITAL-POUCH		6			6
ST ELIZABETH MEDICAL CENTER LABORATORY		6			6
NEW YORK STATE ELR - LABORATORY ALLIANCE OF CENTRAL NEW		6			6
NEW YORK STATE ELR - JAMAICA HOSPITAL MEDICAL CENTER		6			6
NEW YORK STATE ELR - HUDSON VALLEY HOSPITAL CENTER LABORATORY		5	1	17%	6
ST JOSEPH HOSPITAL		5	1	17%	6
SOUTH SEMINOLE HOSPITAL		1	5	83%	6
ARCHBOLD MEMORIAL HOSPITAL/LAB		3	3	50%	6
LABCORP NEW PORT RICHEY			6	100%	6
ADVENTHEALTH CENTRA CARE ORMOND BEACH			6	100%	6
ACH			6	100%	6
CREATIVE TESTING SOLUTIONS			6	100%	6
CANTON-POTSDAM HOSPITAL LABORATORY		6			6
FLORIDA CLINICAL LAB			6	100%	6
CENTRA CARE - WATERFORD LAKES			6	100%	6
ADVENT HEALTH CENTRA CARE		1	5	83%	6
ST. JOSEPH'S HOSPITAL LAB			6	100%	6
ST VINCENT'S EAST LABORATORY		6			6
CONNECTICUT DEPARTMENT OF HEALTH		5	1	17%	6
SHELBY COUNTY HEALTH CARE CORPORATION		4	2	33%	6
LEE MEMORIAL LAB GULF COAST			6	100%	6
FLORIDA WOMAN CARE LABORATORY			6	100%	6
PATHOGENIUS LABORATORIES		2	4	67%	6
LABCORP BURLINGTON CYTO		4	1	20%	5
DALE MEDICAL CENTER		2	3	60%	5
MONTEFIORE NEW ROCHELLE HOSPITAL		5			5
PALM BEACH PATHOLOGY		4	1	20%	5
DOCTORS MEMORIAL FAMILY MEDICINE			5	100%	5
FLOWERS HOSPITAL		1	4	80%	5
LEHIGH VALLEY HOSPITAL		3	2	40%	5
FRANCES WARDE MEDICAL LABORATORY		2	3	60%	5
INTERNAL LAB		3	2	40%	5
EGL GENETIC DIAGNOSTICS		1	4	80%	5
BROWARD COUNTY HEALTH DEPT.			5	100%	5
LAKELAND REGIONAL HEALTH			5	100%	5
ST ANTHONY NORTH			5	100%	5
THE VILLAGES CLINICAL LAB		4	1	20%	5
BIOTECH			5	100%	5

COVID-19: testing by laboratory

Data through Aug 2, 2020 verified as of Aug 3, 2020 at 09:25 AM

Data in this report are provisional and subject to change.

The numbers in the table below represent the number for whom test results were received by the Department of Health. A person can be tested by more than one laboratory and can have both positive and negative results. **Therefore, the sum of the numbers in each column will be larger than the total number of people tested.**

Reporting lab	Inconclusive	Negative	Positive	Percent positive	Total
APP-UNIPATH, LLC		5			5
LABCORP - NAPLES			5	100%	5
BOCA RATON REGIONAL HOSPITAL LAB			5	100%	5
NORTH FLORIDA PEDIATRICS		1	4	80%	5
CHILDREN'S HOSPITAL OF PHILADELPHIA		5			5
CHEMISYS LABORATORIES			5	100%	5
ARNOT OGDEN MEDICAL CENTER LABORATORY		5			5
UNKNOWN LAB			5	100%	5
DOH JACKSONVILLE CENTRAL LABORATORY		3	2	40%	5
XRL SXF REF LAB		5			5
AMELIA MEDICAL CARE			5	100%	5
JFK MEDICAL CENTER NORTH LAB			5	100%	5
UPMC HEALTH SYSTEM		4	1	20%	5
Cleveland Clinic Laboratories		1	4	80%	5
WINTER HAVEN HOSPITAL			5	100%	5
BROOKWOOD BAPTIST MEDICAL CENTER		5			5
SPECIALITY LABORATORIES,INC		4	1	20%	5
NORTHWEST FLORIDA COMMUNITY HOSPITAL		1	4	80%	5
NEW YORK STATE ELR - SOUTHSIDE HOSPITAL NORTHWELL HEALTH LABORATORY		4	1	20%	5
TAMIAMI LAB MILLENNIUM			5	100%	5
AEL KNOXVILLE			5	100%	5
MINUTECLINIC DIAGNOSTIC OF RHODE ISLAND, LLC #729		4	1	20%	5
LEE MEMORIAL HEALTH PARK LAB			4	100%	4
BEAUMONT LABORATORY			4	100%	4
THOMAS JEFFERSON UNIVERSITY HOSPITAL		4			4
COLORADO DEPARTMENT OF PUBLIC HEALTH AND ENVIRONMENT			4	100%	4
COMMUNITY HEALTH OF SOUTH FLORIDA			4	100%	4
DCH REGIONAL MEDICAL CENTER LABORATORY		4			4
ACHS		2	2	50%	4
COVENIENT CARE MEDICAL CLINIC			4	100%	4
SOUTHWESTERN REGIONAL MEDICAL CENTER - TULSA		4			4
STATEN ISLAND UNIVERSITY HOSPITAL SEGUINE AVE		4			4
NEWYORK-PRESBYTERIAN/ LAWRENCE HOSPITAL LABORATORY		4			4
KEY PRIMARY CASE			4	100%	4
LINCOLN MEDICAL AND MENTAL HEALTH CENTER		4			4
DAVITA LABORATORY		4			4
PEDIATRIC HEALTH CARE ALLIANCE			4	100%	4
MAYO CLINIC LABS - ROCHESTER SUPERIOR DRIVE			4	100%	4
MEDLOGIC, LLC		1	3	75%	4
LAB CORP OF AMERICA		1	3	75%	4
NEW YORK STATE ELR - BROOKLYN HOSPITAL CENTER DOWNTOWN CAMPUS		4			4
METROPOLITAN HOSPITAL CENTER		4			4
INTERMARKET FACILITY			4	100%	4
ILLINOIS DEPT OF PUBLIC HEALTH LAB - SPRINGFIELD			4	100%	4
MISSOURI DEPARTMENT OF HEALTH AND SENIOR SERVICES			4	100%	4
FISHERMEN'S HOSPITAL			4	100%	4
QUEST DIAGNOSTIC INC TECHNICAL			4	100%	4

COVID-19: testing by laboratory

Data through Aug 2, 2020 verified as of Aug 3, 2020 at 09:25 AM

Data in this report are provisional and subject to change.

The numbers in the table below represent the number for whom test results were received by the Department of Health. A person can be tested by more than one laboratory and can have both positive and negative results. **Therefore, the sum of the numbers in each column will be larger than the total number of people tested.**

Reporting lab	Inconclusive	Negative	Positive	Percent positive	Total
ADVENT HEALTH CENTRA CARE PALM COAST			4	100%	4
EXPRESS TESTING-ONE			4	100%	4
FINLAY C. LABORATORY		3	1	25%	4
GENUS DIAGNOSTICS			4	100%	4
BAY CARE			4	100%	4
LABORATORY OF FLORIDA			4	100%	4
DTR LABS		3	1	25%	4
SUNCOAST COMMUNITY HEALTH CENTERS PEDIATRICS			4	100%	4
MERCY HOSPITAL MIAMI LAB			4	100%	4
NEIGHBORHOOD MEDICAL CENTER		4			4
LAWTON CHILES HEALTH CENTER			4	100%	4
OKLAHOMA STATE UNIVERSITY DIAGNOSTIC LAB			4	100%	4
PRECISION LABS LLC		1	3	75%	4
QUEST DIAGNOSTICS- MELBOURNE			4	100%	4
MANATEE PEDIATRICS			4	100%	4
STATEN ISLAND UNIVERSITY HOSPITAL		3			3
MIAMI CANCER INSTITUTE			3	100%	3
SAMARITAN MEDICAL CENTER		3			3
QUEST DIAGNOSTIC			3	100%	3
NEW YORK STATE ELR - ORANGE REGIONAL MEDICAL CENTER LABORATORY		3			3
NADAL PEDIATRICS - VICTORIA STREET (3385)			3	100%	3
KEY WEST URGENT CARE, INC		3			3
EMERGENCY MEDICAL CENTER			3	100%	3
ST. MARYS MEDICAL CENTER			3	100%	3
CENTRAL FLORIDA HEALTH CARE INC			3	100%	3
ILLINOIS DEPARTMENT OF PUBLIC HEALTH			3	100%	3
Covance Central Laboratory			3	100%	3
MAYO MEDICAL LABORATORIES		2	1	33%	3
PALMS WEST HOSPITAL			3	100%	3
FAMILY HEALTH CENTERS OF SWF LABS			3	100%	3
PUBLIC HEALTH LAB		3			3
MIDWAY SPECIALTY CARE CENTER			3	100%	3
PENNSYLVANIA DEPARTMENT OF HEALTH BUREAU OF LABORATORIES			3	100%	3
PHYSICIANS STAT			3	100%	3
LAKE WALES MEDICAL CENTER INC			3	100%	3
ELLENTON URGENT CARE			3	100%	3
JACKSON SOUTH COMMUNITY HOSPITAL LAB			3	100%	3
BAYCARE MEDICAL GROUP INC			3	100%	3
KEYS MEDICAL GROUP			3	100%	3
WESLEY CHAPEL INTERNAL MEDICINE AND PEDIATRICS			3	100%	3
DOH-TAMPA BRANCH LABORATORY (MLK BLVD)			3	100%	3
VIRGINIA DIVISION OF CONSOLIDATED LABORATORIES			3	100%	3
BOZEMAN HEALTH DEACONESS HOSPITAL		3			3
NICHOLS INSTITUTE QUEST DIAGNOSTICS		2	1	33%	3
NORTHERN DUTCHESS HOSPITAL LABORATORY		3			3
COMMUNITY HEALTH NORTHWEST FLORIDA			3	100%	3
AVELLINO LAB USA INC		3			3

COVID-19: testing by laboratory

Data through Aug 2, 2020 verified as of Aug 3, 2020 at 09:25 AM

Data in this report are provisional and subject to change.

The numbers in the table below represent the number for whom test results were received by the Department of Health. A person can be tested by more than one laboratory and can have both positive and negative results. **Therefore, the sum of the numbers in each column will be larger than the total number of people tested.**

Reporting lab	Inconclusive	Negative	Positive	Percent positive	Total
NEW YORK STATE ELR - JACOBI MEDICAL CENTER		3			3
TIMBER RIDGE LABORATORY			3	100%	3
TAMPA GENERAL HOSPITAL LABORATORY			3	100%	3
BAYCARE OUTREACH LABORATORY HOSPITAL			3	100%	3
JOE DIMAGGIO CHILDREN'S HOSPITAL		1	2	67%	3
OPTUM LABS LLC			3	100%	3
NORTHSHORE UNIVERSITY HEALTHSYSTEM EVANSTON HOSPITAL LAB			3	100%	3
BAPTIST MEDICAL CENTER EAST		2	1	33%	3
VIRTUA VOORHEES HOSPITAL		3			3
MONTEFIORE ST LUKE'S CORNWALL HOSPITAL		2	1	33%	3
LABCORP DIAGNOSTICS-MIAMI		2	1	33%	3
MARSHALL MEDICAL CENTER SOUTH LAB		2	1	33%	3
PATHGROUP			3	100%	3
ALACHUA COUNTY HEALTH DEPARTMENT			3	100%	3
CLINICORE			3	100%	3
ABBOTT			3	100%	3
BRANCH MEDICAL CLINIC			3	100%	3
MOLECULAR DIAGNOSTICS			3	100%	3
WAKEMED		1	2	67%	3
MARINER'S HOSPITAL			3	100%	3
VA OUTPATIENT			3	100%	3
INDIAN RIVER CHD VERO BEACH		2	1	33%	3
MHHS All Lab Subsection		3			3
NAPHCARE, INC.			3	100%	3
NORTH BROWARD HOSPITAL DISTRICT HEALTHCARE FOR THE HOMELESS			3	100%	3
PINELLAS COUNTY HEALTH DEPARTMENT		2	1	33%	3
NEW YORK STATE ELR - SAMARITAN HOSPITAL LABORATORY		3			3
METHODIST MEDICAL CENTER		2	1	33%	3
BARONESS ERLANGER HOSPITAL		3			3
GULF COAST MEDICAL GROUP			3	100%	3
DORAL URGENT CARE			3	100%	3
ASCENSION ST. VINCENT'S PRIMARY CARE			3	100%	3
NORTH NAPLES HOSPITAL RESPIRATORY THERAPY DEPARTMENT			3	100%	3
ST LUKES HOSPITAL LABORATORY		2	1	33%	3
CALHOUN LIBERTY HOSPITAL			2	100%	2
LABCORP - OHIO			2	100%	2
OHIO DEPARTMENT OF HEALTH LABORATORY		2			2
MONROE COUNTY HOSPITAL		2			2
ATLANTIS URGENT CARE			2	100%	2
RUSH UNIVERSITY MEDICAL CENTER LABORATORY			2	100%	2
BFT LAB			2	100%	2
ALABAMA DEPARTMENT OF PUBLIC HEALTH			2	100%	2
ADVENTHEALTH PEDIATRICS/LAKE MARY PEDS		1	1	50%	2
KETTERING HEALTH			2	100%	2
BAY CARE LAB SERVICES/ST. ANTHONY'S HOSPITAL			2	100%	2
PREMIER MEDICAL LABORATORY			2	100%	2
ERIE COUNTY MEDICAL CTR CLINICAL LABS		2			2

COVID-19: testing by laboratory

Data through Aug 2, 2020 verified as of Aug 3, 2020 at 09:25 AM

Data in this report are provisional and subject to change.

The numbers in the table below represent the number for whom test results were received by the Department of Health. A person can be tested by more than one laboratory and can have both positive and negative results. **Therefore, the sum of the numbers in each column will be larger than the total number of people tested.**

Reporting lab	Inconclusive	Negative	Positive	Percent positive	Total
BIODESIX, INC.		2			2
ST PETERSBURG PEDIATRICS-EAST BAY			2	100%	2
MONTANA PUBLIC HEALTH LAB			2	100%	2
LABCORP - STUART		1	1	50%	2
GEISINGER MEDICAL CENTER		2			2
GUTHRIE MEDICAL GROUP LABORATORIES		2			2
BIRMINGHAM VAMC		1	1	50%	2
MADISON COUNTY MEMORIAL HOSP		1	1	50%	2
VIGILINT HEALTHCARE		1	1	50%	2
COASTAL LABORATORIES			2	100%	2
CONEMAUGH MEMORIAL MEDICAL CENTER		2			2
INTERNAL MEDICINE ASSOCIATES-DUNELLON			2	100%	2
CLINICAL PATHOLOGY LABS		1	1	50%	2
WOODHULL MEDICAL AND MENTAL HEALTH CTR		2			2
IOWA DEPARTMENT OF PUBLIC HEALTH			2	100%	2
QUEENS HOSPITAL CENTER		2			2
CORAL GABLES HOSPITAL			2	100%	2
AMERICAN MEDICAL LABORATORIES			2	100%	2
QUEST DIAGNOSTICS INCORPORATED			2	100%	2
EISENHOWER ARMY MEDICAL CENTER			2	100%	2
NEW YORK STATE ELR - GLENS FALLS HOSPITAL DEPARTMENT OF PATHOLOGY		2			2
CONNECTDX			2	100%	2
NEW YORK STATE DEPARTMENT OF HEALTH		1	1	50%	2
NEW YORK STATE ELR - BELLEVUE HOSPITAL CENTER DEPARTMENT		2			2
NEW YORK STATE ELR - AUBURN COMMUNITY HOSPITAL		2			2
ACADIAN DIAGNOSTIC LABORATORIES		2			2
LABCORP RARITAN		2			2
SCDHEC BUREAU OF LABORATORIES			2	100%	2
ADVANCED URGENT CARE CENTER OF THE UPPER KEYS			2	100%	2
HOME ACCESS HEALTH			2	100%	2
LEESBURG REGIONAL MEDICAL CENTER		1	1	50%	2
MALABAR/ADVENT CENTRA CARE			2	100%	2
NEW YORK STATE ELR - COLUMBIA MEMORIAL HOSPITAL LABORATORY		2			2
NEW YORK STATE ELR - NEW YORK CITY DEPARTMENT OF HEALTH & MENTAL		2			2
AHSE ROP		2			2
ADVANCED MEDICAL CARE			2	100%	2
ST CHARLES HOSPITAL LABORATORY		2			2
PREMIER LABORATORY SERVICES, LLC			2	100%	2
ST. JOSEPH REGIONAL MEDICAL CENTER			2	100%	2
PPD			2	100%	2
ALVERNO CLINICAL LABORATORIES			2	100%	2
CENTRA CARE HUNTER'S CREEK			2	100%	2
JACKSON LABORATORY OF GENOMIC MEDICINE		2			2
CAPTAIN JAMES A. LOVELL FEDERAL HEALTHCARE CENTER			2	100%	2
NOVANT HEALTH INPATIENT CARE			2	100%	2
LABCORP PHOENIX			2	100%	2
DEACONESS HOSPITAL			2	100%	2

COVID-19: testing by laboratory

Data through Aug 2, 2020 verified as of Aug 3, 2020 at 09:25 AM

Data in this report are provisional and subject to change.

The numbers in the table below represent the number for whom test results were received by the Department of Health. A person can be tested by more than one laboratory and can have both positive and negative results. **Therefore, the sum of the numbers in each column will be larger than the total number of people tested.**

Reporting lab	Inconclusive	Negative	Positive	Percent positive	Total
MEMORIAL SLOAN KETTERING CANCER CENTER		1	1	50%	2
URGENT CARE TCMA			2	100%	2
MAYO			2	100%	2
NOVANT HEALTH GOHEALTH URGENT CARE-HARRISBURG			2	100%	2
FLORIDA HOSPITAL			2	100%	2
UNIVERSITY OF CHICAGO MEDICAL CENTER LAB			2	100%	2
THOMAS LANGLEY			2	100%	2
TREASURE COAST COMMUNITY HEALTH			2	100%	2
UNIVERSITY OF MIAMI			2	100%	2
OKLAHOMA STATE DEPARTMENT OF HEALTH-PUBLIC HEALTH LABORATORY			2	100%	2
GEORGIA DEPARTMENT OF PUBLIC HEALTH			2	100%	2
HEALTH FIRST IBM-UX			2	100%	2
COLLIER COUNTY HEALTH DEPT.			2	100%	2
MAILBOX DIAGNOSTICS		1	1	50%	2
VIRTUA MEMORIAL HOSPITAL BURLINGTON COUNTY			2	100%	2
TALLAHASSEE MEMORIAL HOSPITAL/MICROBIOLOGY LAB			2	100%	2
BAYFRONT HEALTH PUNTA GORDA			2	100%	2
IRL MARKET LAB ALACHUA		1	1	50%	2
AMMON LABS			2	100%	2
SOUTH GEORGIA MEDICAL CENTER			2	100%	2
WALGREENS #5317		2			2
UNIVERSITY HOSPITAL OF BROOKLYN		2			2
NEW YORK STATE ELR - NEW YORK PRESBYTERIAN-LOWER MANHATTAN		2			2
WHOLE CHILD PEDIATRICS			2	100%	2
NEW YORK STATE ELR - LONG ISLAND JEWISH VALLEY STREAM		2			2
Cleveland Clinic Weston			2	100%	2
GALEN BAYLOR EXTENSION		2			2
UNIVERSITY HOSPITAL			2	100%	2
BIO-TECH CLINICAL LABORATORIES			2	100%	2
AMEERAH LABS			2	100%	2
FCHC (OB)-DARWIN SQUARE CTR.			2	100%	2
DICKERT			2	100%	2
ALTRU DIAGNOSTICS INC			2	100%	2
OMNI			2	100%	2
BETH ISRAEL DEACONESS MEDICAL CENTER			2	100%	2
SARASOTA MEMORIAL MEDICAL URGENT CARE CENTER			2	100%	2
HEART OF FLORIDA HMA			2	100%	2
JOHN D. ARCHBOLD MEM. HOSPITAL			2	100%	2
SPARROW CENTRAL LAB			2	100%	2
JOHNSON CITY MEDICAL CENTER		1	1	50%	2
SHELBY BAPTIST MEDICAL CENTER			2	100%	2
LABCORP - LEESBURG			2	100%	2
OHIO STATE UNIVERSITY WEXNER MEDICAL CENTER			2	100%	2
SSM HEALTH ST LOUIS MICROBIOLOGY LABORATORY		1	1	50%	2
AMERICAN FAMILY CARE- ORANGE BEACH			2	100%	2
RICHMOND UNIVERSITY MEDICAL CENTER		1	1	50%	2
NEW HAMPSHIRE PUBLIC HEALTH LABORATORIES		2			2

COVID-19: testing by laboratory

Data through Aug 2, 2020 verified as of Aug 3, 2020 at 09:25 AM

Data in this report are provisional and subject to change.

The numbers in the table below represent the number for whom test results were received by the Department of Health. A person can be tested by more than one laboratory and can have both positive and negative results. **Therefore, the sum of the numbers in each column will be larger than the total number of people tested.**

Reporting lab	Inconclusive	Negative	Positive	Percent positive	Total
CELERION			2	100%	2
UK HEALTHCARE			2	100%	2
UC CORAL GABLES			2	100%	2
NEW HAMPSHIRE DEPARTMENT OF HEALTH AND HUMAN SERVICES		1	1	50%	2
FLORIDA CLINICAL LABORATORY INC			2	100%	2
SIGNATURE CARE PFLUGERVILLE			2	100%	2
FLORIDA HEALTH CARE PLANS			2	100%	2
HOUSTON HEALTH DEPARTMENT - BUREAU OF LABORATORY SERVICES			1	100%	1
BAPTIST HEALTH EXPRESS CARE AT KEY BISCAYNE			1	100%	1
LAKE MARY KIDS CENTRA CARE			1	100%	1
PEDIATRIC ASSOCIATES - JACKSONVILLE			1	100%	1
CALIFORNIA PUBLIC HEALTH LABORATORY			1	100%	1
BAYCARE MEDICAL GROUP			1	100%	1
NAVAL BRANCH MEDICAL CLINIC			1	100%	1
LATE HOURS URGENT CARE			1	100%	1
HARDIN MEMORIAL HOSPITAL - HEARTLAND PATHOLOGY CONSULTANTS			1	100%	1
HOLY NAME MEDICAL CENTER		1			1
HEALTH NETWORK LABORATORIES		1			1
BIOMERIEUX			1	100%	1
PHELPS HOSPITAL LABORATORY		1			1
FORT SANDERS REGIONAL LABORATORY		1			1
MIDMICHIGAN MEDICAL CENTER			1	100%	1
NORTH BROWARD MEDICAL CENTER			1	100%	1
ARNOLD PALMER HOSPITAL LABORATORY			1	100%	1
ADVANCED LABORATORY SERVICES			1	100%	1
LABCORP KANSAS CITY			1	100%	1
CFCH - FROSTPROOF			1	100%	1
ALLIANCE LABS @LRMC			1	100%	1
MEDRITE			1	100%	1
LAKEVIEW REGIONAL HOSPITAL			1	100%	1
ARKANSAS DEPARTMENT OF HEALTH			1	100%	1
MIAMI BEACH URGENT CARE			1	100%	1
PALM SPRINGS GENERAL HOSPITAL			1	100%	1
MAGNOLIA ADULT, LLC			1	100%	1
FLORIDA HOSPITAL ALTAMONTE			1	100%	1
DEPARTMENT OF HEALTH AND HUMAN SERVICES DIVISION OF BEHAVIORAL HEALTH		1			1
NORTHERN WESTCHESTER HOSPITAL LABORATORY		1			1
PRORENATA LABS			1	100%	1
NOT GIVEN			1	100%	1
MARCO ISLAND HOSPITAL INC D/B/A			1	100%	1
CELEBRATION HOSPITAL			1	100%	1
DSI LABORATORIES-NAPLES-7TH			1	100%	1
MUNSON MEDICAL CENTER			1	100%	1
UF KANAPAHA LAB BEAKER		1			1
THE UNIVERSITY OF VERMONT MEDICAL CENTER		1			1
TMH PHYSICIAN PARTNERS - MONTICELLO		1			1
NEW YORK STATE ELR - MERCY MEDICAL CENTER		1			1

COVID-19: testing by laboratory

Data through Aug 2, 2020 verified as of Aug 3, 2020 at 09:25 AM

Data in this report are provisional and subject to change.

The numbers in the table below represent the number for whom test results were received by the Department of Health. A person can be tested by more than one laboratory and can have both positive and negative results. **Therefore, the sum of the numbers in each column will be larger than the total number of people tested.**

Reporting lab	Inconclusive	Negative	Positive	Percent positive	Total
NEW YORK STATE ELR - ST BARNABAS HOSPITAL		1			1
UNK			1	100%	1
UNIVERSITY OF FLORIDA			1	100%	1
UNIVERSITY OF KANSAS MEDICAL CENTER			1	100%	1
HIGHLANDS CLINICAL LABORATORY			1	100%	1
ST JOSEPHS CHILDRENS HOSPITAL OUTREACH			1	100%	1
JOHN D. ARCHBOLD MEMORIAL HOSPITAL			1	100%	1
WEST VIRGINIA UNIVERSITY HOSPITALS			1	100%	1
KANSAS DEPARTMENT OF HEALTH			1	100%	1
ST.ELIZABETH HEALTH CENTER	1				1
EDGAR PRICE FAMILY & CHILDREN HEALTHCARE CENTER			1	100%	1
ST. JOSEPH'S HOSPITAL NORTH			1	100%	1
HARLEM HOSPITAL CENTER		1			1
FLORIDA HOSPITAL KISSIMMEE			1	100%	1
UTMB PATHOLOGY CLINICAL SERVICES LABORATORY			1	100%	1
BAPTIST ER TOWN CTR			1	100%	1
UNIVERSITY OF MISSOURI HEALTH CARE			1	100%	1
UNITED HEALTHCARE			1	100%	1
UNIVERSITY HOSPITALS OF CLEVELAND			1	100%	1
WELLNOW URGENT CARE		1			1
BAYONET POINT HOSPITAL LAB			1	100%	1
WATAUGA MEDICAL CENTER			1	100%	1
AZALEA HEALTH			1	100%	1
VIRACOR			1	100%	1
Viracor Eurofins			1	100%	1
VITAE DIAGNOSTICS			1	100%	1
VIDANT MEDICAL CENTER			1	100%	1
UT MEMPHIS UNIVERSITY HEALTH SERVICES			1	100%	1
VALLEY HOSPITAL MEDICAL CENTER		1			1
TRINITAS REGIONAL MEDICAL CENTER			1	100%	1
CAROLINAS HEALTHCARE SYSTEM LAB			1	100%	1
CBC LAB			1	100%	1
WILMINGTON VA MEDICAL CENTER			1	100%	1
CGH MEDICAL CENTER			1	100%	1
WEST KENDALL HOSPITAL			1	100%	1
COMPUNET CLINICAL LAB			1	100%	1
VRL EUROFINS			1	100%	1
US LABORATORIES			1	100%	1
UC SAN DIEGO HEALTH			1	100%	1
CQUENTIA NGS, LLC			1	100%	1
WEST PACIFIC MEDICAL LABORATORY			1	100%	1
MEMORIAL HERMANN CONSOLIDATED LABORATORY SERVICES			1	100%	1
WELLINGTON WEST 100176			1	100%	1
COLORADO DEPARTMENT OF HEALTH LABORATORY SERVICES DIVISION			1	100%	1
WASHINGTON STATE DEPARTMENT OF HEALTH PUBLIC HEALTH LABORATORIES			1	100%	1
EXCEL URGENT CARE OF NJ			1	100%	1
REGIONAL MEDICAL LABORATORY			1	100%	1

COVID-19: testing by laboratory

Data through Aug 2, 2020 verified as of Aug 3, 2020 at 09:25 AM

Data in this report are provisional and subject to change.

The numbers in the table below represent the number for whom test results were received by the Department of Health. A person can be tested by more than one laboratory and can have both positive and negative results. **Therefore, the sum of the numbers in each column will be larger than the total number of people tested.**

Reporting lab	Inconclusive	Negative	Positive	Percent positive	Total
QUEST DIAGNOSTICS-OCALA-SE 3RD		1			1
MEDICAL CLINIC OF HOUSTON			1	100%	1
MEDSTAR HARBOR HOSPITAL			1	100%	1
SEA LEVEL LABS			1	100%	1
DOCS URGENT CARE			1	100%	1
SANFORD SOUTH UNIVERSITY		1			1
REMISE OCCUPATIONAL HEALTH SOLUTIONS INC			1	100%	1
DOCTOR'S IN HOUSE LABORATORY			1	100%	1
UNIVERSITY LAB			1	100%	1
AFFILIATED LABORATORIES INC			1	100%	1
ALLIANCE LABORATORY SERVICES			1	100%	1
TIMPANOGOS REGIONAL HOSPITAL			1	100%	1
UAB			1	100%	1
ADVENTIST HINSDALE HOSPITAL LABORATORY			1	100%	1
MONTEFIORE NYACK HOSPITAL AFFILIATED LABORATORY		1			1
VERMONT DEPARTMENT OF HEALTH LABORATORY		1			1
VA GREATER LOS ANGELES HEALTH CARE SYSTEM			1	100%	1
VA HOSPITAL			1	100%	1
MINUTECLINIC DIAGNOSTIC			1	100%	1
BROOKSVILLE REGIONAL HOSPITAL			1	100%	1
SOUTHWEST FLORIDA DIVISION LAB			1	100%	1
SANFORD REGIONAL HOSPITAL WORTHINGTON		1			1
SENTARA NORFOLK GENERAL HOSPITAL CENTRAL LAB			1	100%	1
TAMPA		1			1
BARDMOOR LABORATORY			1	100%	1
TAMIAMI LAB MILLENIUM			1	100%	1
OSWEGO HOSPITAL LABORATORY		1			1
STANLY REGIONAL MEDICAL CENTER			1	100%	1
ADVANCED URGENT CARE OF MARATHON			1	100%	1
LABCORP HOUSTON			1	100%	1
BAPTIST HEALTH MEDICAL CENTER			1	100%	1
BEAUFORT MEMORIAL			1	100%	1
BASCOM PALMER-MICRO LAB			1	100%	1
UCLA HEALTHCARE CLINICAL LABS			1	100%	1
WEST			1	100%	1
HAWAII DEPARTMENT OF HEALTH LAB			1	100%	1
WARD MEMORIAL HOSPITAL		1			1
VA OUT PATIENT CENTER			1	100%	1
HELIX DIAGNOSTICS			1	100%	1
COMMONWEALTH OF MASSACHUSETTS			1	100%	1
NEW YORK STATE ELR - ERIE COUNTY PUBLIC HEALTH CLINICAL		1			1
DERMDX, DIV OF AURORA DIAGNOSTICS/BERNHARDT LAB		1			1
NEW YORK CITY DEPARTMENT OF HEALTH			1	100%	1
DOCTORS CLINICAL LABORATORY, INC			1	100%	1
CHARLOTTE CHD PORT CHARLOTTE		1			1
SHARP MEMORIAL HOSPITAL MICROBIOLOGY DEPT			1	100%	1
BEAUMONT HOSPITAL, GROSSE POINTE			1	100%	1

COVID-19: testing by laboratory

Data through Aug 2, 2020 verified as of Aug 3, 2020 at 09:25 AM

Data in this report are provisional and subject to change.

The numbers in the table below represent the number for whom test results were received by the Department of Health. A person can be tested by more than one laboratory and can have both positive and negative results. **Therefore, the sum of the numbers in each column will be larger than the total number of people tested.**

Reporting lab	Inconclusive	Negative	Positive	Percent positive	Total
NORTH CAROLINA STATE LABORATORY OF PUBLIC HEALTH, SPECTRUM LAB NETWORK			1	100%	1
REFERENCE LABORATORY			1	100%	1
RIVERSIDE METHODIST HOSPITAL LAB			1	100%	1
URGENT CARE WEST CLINIC			1	100%	1
APS-SUMMIT CARE PHARMACY, LLC DBA OMNICARE		1			1
CAROMONT HEALTH			1	100%	1
UNITED CLINICAL LABORATORIES			1	100%	1
UNITED LABORATORY SERVICE			1	100%	1
JRS LABORATORY			1	100%	1
PERDIDO URGENT CARE			1	100%	1
PRISMA HEALTH TUOMEY LABORATORY			1	100%	1
ACCESS HEALTH CARE			1	100%	1
PEDIATRIC HEALTHCARE ALLIANCE			1	100%	1
ACCESSLAB		1			1
ST FRANCIS			1	100%	1
FHMG LAKE MARY PEDS			1	100%	1
SPECTOR SCIENTIFIC LAB			1	100%	1
NORTH RIVER FAMILY HEALTH CENTER			1	100%	1
FHMG-FLORIDA HOSPITAL MEDICAL GROUP			1	100%	1
ECLRS			1	100%	1
TIEHH BIOTERRORISM RESPONSE LAB			1	100%	1
TRUMAN MEDICAL CENTER - HOSPITAL HILL			1	100%	1
THE HEART HOSPITAL BAYLOR PLANO			1	100%	1
State Lab Unspecifd			1	100%	1
TEXAS DEPARTMENT OF STATE HEALTH SERVICES			1	100%	1
ELMHURST MEMORIAL HOSPITAL			1	100%	1
TANNER MEDICAL CENTER EAST AL		1			1
LEGACY LABORATORY SERVICES			1	100%	1
PRIMARY CARE OF THE TREASURE COAST			1	100%	1
SMITH KLINE			1	100%	1
PROGENESIS INC			1	100%	1
MARION COUNTY HEALTH DEPARTMENT			1	100%	1
MARYLAND DEPARTMENT OF HEALTH AND MENTAL HYGIENE			1	100%	1
MD NOW URGENT CARE CENTER INC.			1	100%	1
OHIO STATE UNIVERSITY MEDICAL CENTER			1	100%	1
ONEIDA HEALTHCARE CENTER		1			1
MARINA DEL REY HOSPITAL LAB			1	100%	1
SUNY UPSTATE MEDICAL UNIVERSITY			1	100%	1
SMITH NORTHVIEW HOSPITAL LAB			1	100%	1
SHANDS AT LAKE SHORE LAB			1	100%	1
SCIENCE CARE			1	100%	1
THE CHILDREN'S HOSPITAL OF PHILADELPHIA		1			1
LAKWOOD RANCH ER 24/7			1	100%	1
SPRING HILL REGIONAL HOSPITAL			1	100%	1
SONIC REFERENCE LABORATORY			1	100%	1
LINCOLN DIAGNOSTIC LAB		1			1
LEGACY LABORATORY			1	100%	1

COVID-19: testing by laboratory

Data through Aug 2, 2020 verified as of Aug 3, 2020 at 09:25 AM

Data in this report are provisional and subject to change.

The numbers in the table below represent the number for whom test results were received by the Department of Health. A person can be tested by more than one laboratory and can have both positive and negative results. **Therefore, the sum of the numbers in each column will be larger than the total number of people tested.**

Reporting lab	Inconclusive	Negative	Positive	Percent positive	Total
QUEST ELR		1			1
INTERMOUNTAIN MEDICAL CENTER			1	100%	1
INDIAN RIVER CLINICAL LABORATORY, INC.		1			1
NORTH SHORE HEMATOLOGY-ONCOLOGY ASSOCIATES, PC		1			1
LABCORP-CRYSTAL RIVER			1	100%	1
MEDONE URGENT CARE			1	100%	1
HEALTH ALLIANCE			1	100%	1
EXPRESS GENE MOLECULAR DIAGNOSTICS LABORATORY			1	100%	1
PIEDMONT HOSPITAL LAB			1	100%	1
PEACHEALTH LABORATORIES		1			1
GRAND VIEW HOSPITAL			1	100%	1
GENETRAIT LABORATORIES			1	100%	1
NORTHSIDE HOSPITAL DULUTH			1	100%	1
MERCY HEALTH—MUSKEGON		1			1
NORTHWEST FL COMM HOSP			1	100%	1
NORTHWESTERN MEMORIAL HOSPITAL			1	100%	1
MEMORIAL HEALTH UNIVERSITY MEDICAL CENTER			1	100%	1
NEW YORK STATE ELR - MONTEFIORE MEDICAL CENTER LABORATORIES - WEILER			1	100%	1
Lourdes Hospital			1	100%	1
MEDICAL CENTER ENTERPRISE			1	100%	1
MCH PHYSICIANS GROUP			1	100%	1
MISSOURI DEPARTMENT OF HEALTH AND SENIOR SERVICES - STATE PH LAB		1			1
MHS LAB		1			1
LABCORP - LADY LAKE			1	100%	1
JOHN HOPKINS MEDICAL LABORATORIES		1			1
SCRIPPS CLINIC MEDICAL			1	100%	1
SACRED HEART MEDICAL GROUP			1	100%	1
LABCORP - DAYTONA BEACH			1	100%	1
JOHNS HOPKINS MEDICAL LABORATORIES			1	100%	1
ILLINOIS DEPT OF PUBLIC HEALTH LABS			1	100%	1
ST. LUCIE COUNTY HEALTH DEPARTMENT		1			1
ST. LUKE'S HOSPITAL - BETHLEHEM CAMPUS		1			1
FLORIDA DEPARTMENT OF HEALTH IN MIAMI DADE COUNTY			1	100%	1
HARTFORD HOSPITAL ANCILLARY LAB		1			1
GENETIC ASSAYS INC			1	100%	1
PALM BEACH COUNTY HEALTH DEPARTMENT LABORATORY			1	100%	1
PARKWAY REGIONAL MEDICAL CENTER LAB			1	100%	1
RIVERVIEW REGIONAL MEDICAL CENTER		1			1
SKY RIDGE MEDICAL CENTER - MICRO			1	100%	1
OHIO DEPARTMENT OF HEALTH			1	100%	1
AFC URGENT CARE			1	100%	1
LABCORP LAFAYETTE		1			1
LABCORP - HOLLYWOOD			1	100%	1
LABCORP SOUTH CHARLESTON			1	100%	1
UNKNOWN - MI			1	100%	1
ACCESS HEALTH CARE PHYSICIANS			1	100%	1
BERKSHIRE MEDICAL CENTER			1	100%	1

COVID-19: testing by laboratory

Data through Aug 2, 2020 verified as of Aug 3, 2020 at 09:25 AM

Data in this report are provisional and subject to change.

The numbers in the table below represent the number for whom test results were received by the Department of Health. A person can be tested by more than one laboratory and can have both positive and negative results. **Therefore, the sum of the numbers in each column will be larger than the total number of people tested.**

Reporting lab	Inconclusive	Negative	Positive	Percent positive	Total
AMD			1	100%	1
TUFTS MEDICAL CENTER			1	100%	1
TPCA CLINICAL LABORATORIES		1			1
BMC/JACSONVILLE		1			1
WILLIAM A HINTON STATE LABORATORY INSTITUTE			1	100%	1
LABCORP-PORT ST.LUCIE		1			1
INTERMOUNTAIN CENTRAL LAB			1	100%	1
LAB CORP PHOENIX			1	100%	1
RIVIERA BEACH HEALTH CENTER LAB			1	100%	1
LABCORP - ORLANDO		1			1
FALMOUTH BY THE SEA			1	100%	1
DUKE HEALTH REGIONAL HOSPITAL			1	100%	1
WOLFSON (USE BAPTIST)			1	100%	1
SUNY AT STONY BROOK			1	100%	1
UW HOSPITAL AND CLINICS			1	100%	1
YORK HOSPITAL - LABORATORY			1	100%	1
ROBERT WOOD JOHNSON HOSPITAL			1	100%	1
ST VINCENT'S CHILTON		1			1
CENTRA CARE - LAKE NONA			1	100%	1
DHEC - S.C PUBLIC HEALTH LAB			1	100%	1
CLEVELAND CLINIC OHIO LABORATORIES			1	100%	1
ST. MARY MEDICAL CENTER		1			1
DOCTOR'S WALK-IN CLINIC / QUEST DIAGNOSTICS			1	100%	1
DALLAS MEDICAL CENTER			1	100%	1
SOUTHWEST REGIONAL PCR LABORATORY			1	100%	1
SEMINOLE COUNTY HEALTH DEPARTMENT			1	100%	1
MEDICAL ARTS LABORATORY			1	100%	1
LOYOLA UNIVERSITY MEDICAL CENTER LABORATORY			1	100%	1
ORMC-ARDEN/EOI			1	100%	1
LEESBURG FAMILY MEDICINE		1			1
BIODORON LABORATORIES			1	100%	1
CHATSWORTH ASSISTED LIVING COMMUNITY AT PGA NATIONAL			1	100%	1
ONSLow MEMORIAL HOSPITAL LABORATORY		1			1
KENTUCKY CABINET FOR HEALTH AND FAMILY SERVICES			1	100%	1
JEFFERSON COUNTY HEALTH DEPARTMENT-MONTICELLO		1			1
KETTERING MEDICAL CENTER			1	100%	1
Mt Sinai Aventura			1	100%	1
MID FLORIDA CLINICAL LABORATORY			1	100%	1
MONTANA DEPARTMENT OF PUBLIC HEALTH & HUMAN SERVICES			1	100%	1
QUEST - HOUSTON LAB			1	100%	1
NEBRASKA MEDICAL CENTER			1	100%	1
HANCOCK REGIONAL HOSPITAL		1			1
MINUTECLINIC DIAGNOSTIC OF TEXAS, LLC		1			1
NAVAL HOSPITAL OF JACKSONVILLE			1	100%	1
BLOUNT MEMORIAL HOSPITAL		1			1
BLOOD SYSTEMS LABORATORIES			1	100%	1
CATHOLIC HEALTH SYSTEM DEPT LABORATORY		1			1

COVID-19: testing by laboratory

Data through Aug 2, 2020 verified as of Aug 3, 2020 at 09:25 AM

Data in this report are provisional and subject to change.

The numbers in the table below represent the number for whom test results were received by the Department of Health. A person can be tested by more than one laboratory and can have both positive and negative results. **Therefore, the sum of the numbers in each column will be larger than the total number of people tested.**

Reporting lab	Inconclusive	Negative	Positive	Percent positive	Total
CONEY ISLAND HOSPITAL		1			1
CITRUS PARK			1	100%	1
MINUTECLINIC DIAGNOSTIC OF RHODE ISLAND, LLC #1544		1			1
BAYCARE OUTREACH LAB			1	100%	1
BAYCARE ALLIANT HOSPITAL			1	100%	1
BAYLOR COLLEGE OF MEDICINE			1	100%	1
BEEBE MEDICAL CENTER LABORATORY		1			1
BAYLOR ESOTERIC AND MOLECULAR LAB			1	100%	1
LabCorp L#09258090 M#09258105			1	100%	1
JOHNS HOPKINS MEDICAL LABS			1	100%	1
ACL LABORATORIES INDUSTRIAL TOXICOLOGY			1	100%	1
AIM LABORATORIES			1	100%	1
ADVANCED MEDICAL LABORATORIES (AML)			1	100%	1
GIFFORD MEMORIAL HOSPITAL		1			1
DELAWARE DIAGNOSTICS LABS			1	100%	1
SOUTHEAST GEORGIA HEALTH SYSTEM			1	100%	1
FLORIDA CLINICAL LABORATORY - BIOREFERENCE LABORATORIES			1	100%	1
FLORIDA HOSPITAL LAB			1	100%	1
FLORIDA DEPARTMENT OF HEALTH PALM BEACH COUNTY			1	100%	1
Total	22,078	4,263,794	622,594	13%	4,908,466