

COVID-19: summary of persons being monitored, persons tested, and cases

Data through Jul 29, 2020 verified as of Jul 30, 2020 at 09:25 AM

Data in this report are provisional and subject to change.

Monitored persons: people the Florida Department of Health was notified of for possible monitoring because they are a contact of a case, traveled from China, or were identified by the Centers for Disease Control and Prevention (CDC) as a part of an airline/ship contact investigation

Total reports	139,538
Total persons of high, medium, or unknown risk	135,860
High/medium/unknown risk still being monitored	14,320

Persons tested: includes PCR and antigen test results received by the Department of Health from the state public health laboratory (BPHL), as well as commercial and hospital laboratories

Total tested	3,584,193
Positive	461,379
Negative	3,117,738
Inconclusive	5,076
Awaiting testing	3,304

Cases: people with positive PCR or antigen test result

Total cases	461,379
Florida residents	456,105
Non-Florida residents	5,274

Type of testing	
Florida residents	456,105
Positive by BPHL/CDC	14,907
Positive by commercial/hospital lab	441,198
Non-Florida residents	5,274
Positive by BPHL/CDC	199
Positive by commercial/hospital lab	5,075

Characteristics	
Florida residents hospitalized	26,017
Florida resident deaths	6,586
Change in deaths since previous report	+253
Non-Florida resident deaths	123

Hospitalized counts include anyone who was hospitalized at some point during their illness. It does not reflect the number of people currently hospitalized.

More information on deaths identified through death certificate data is available on the National Center for Health Statistics website at www.cdc.gov/nchs/nvss/vsrr/COVID19/index.htm.

Risk factors for Florida residents	
Traveled	3,601
Contact with a known case	122,984
Traveled and contact with a known case	3,592
Neither	325,928
No travel and no contact	45,525
Travel is unknown	229,913
Contact is unknown	80,220
Contact is pending	192,506

Travel can be unknown and contact can be unknown or pending for the same case, these numbers will sum to more than the "neither" total.

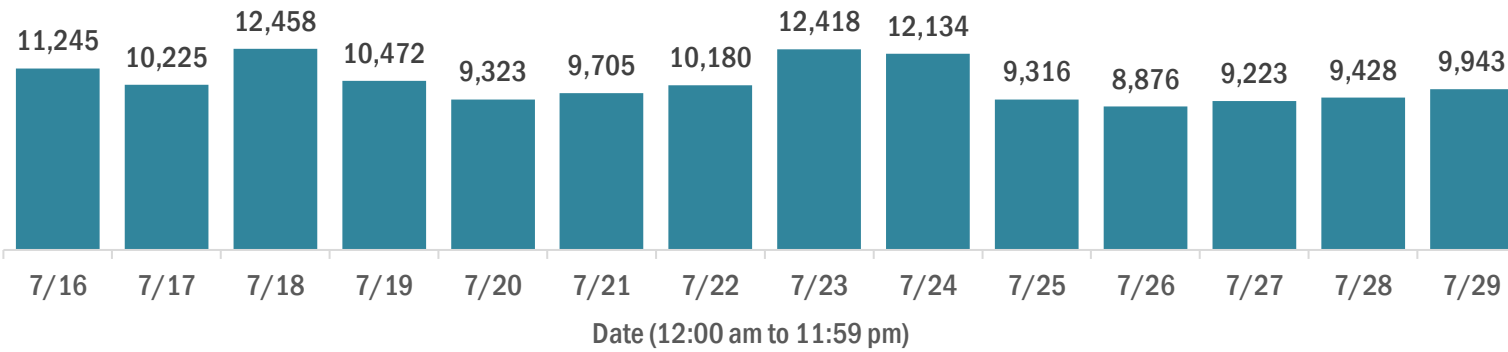
COVID-19: cases and laboratory testing over time

Data through Jul 29, 2020 verified as of Jul 30, 2020 at 09:25 AM

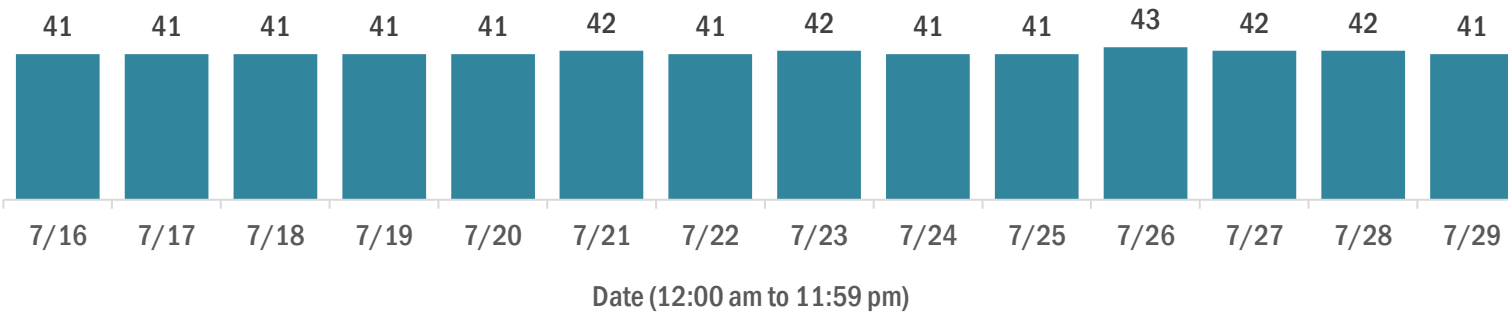
Data in this report are provisional and subject to change.

Cases in Florida residents per day for the past 2 weeks

Number of cases per day



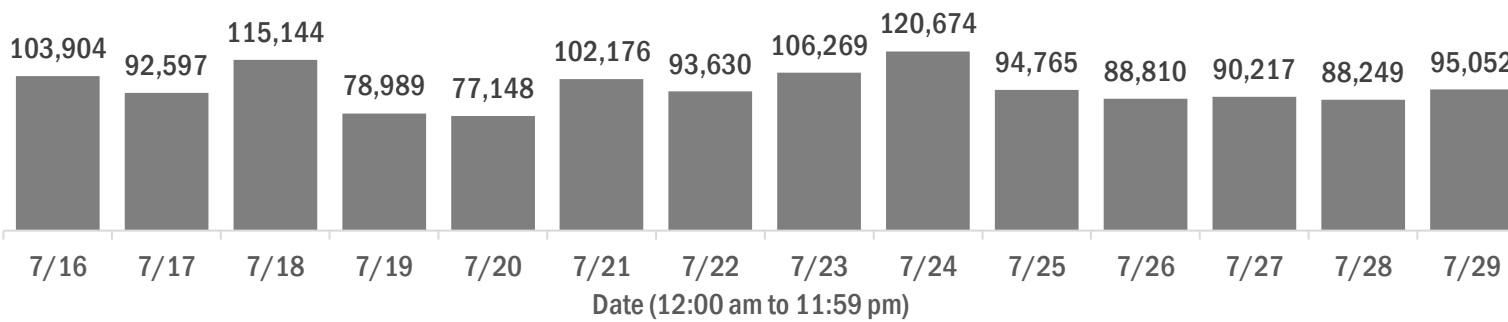
Median age of cases by day



Laboratory testing for Florida residents and non-Florida residents over the past 2 weeks

Number of people tested per day

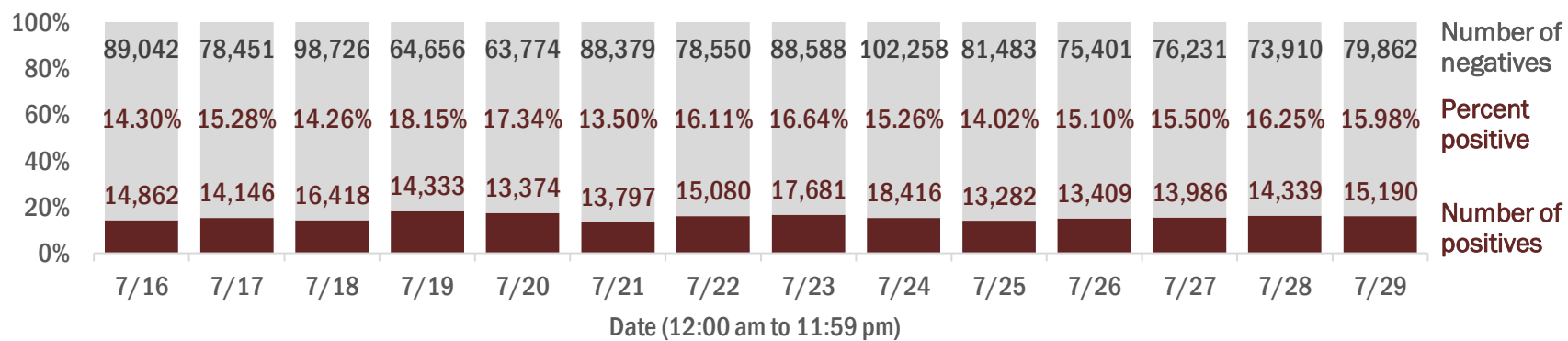
These counts include the number of people for whom the department received PCR or antigen laboratory results by day. People tested on multiple days will be included for each day a new result was received. A person is only counted once for each day they are tested, regardless of whether multiple specimens are tested or multiple results are received.



Number and percent of positive labs

The percent of positive results ranged from 13.50% to 18.15% over the past 2 weeks and was 15.98% yesterday.

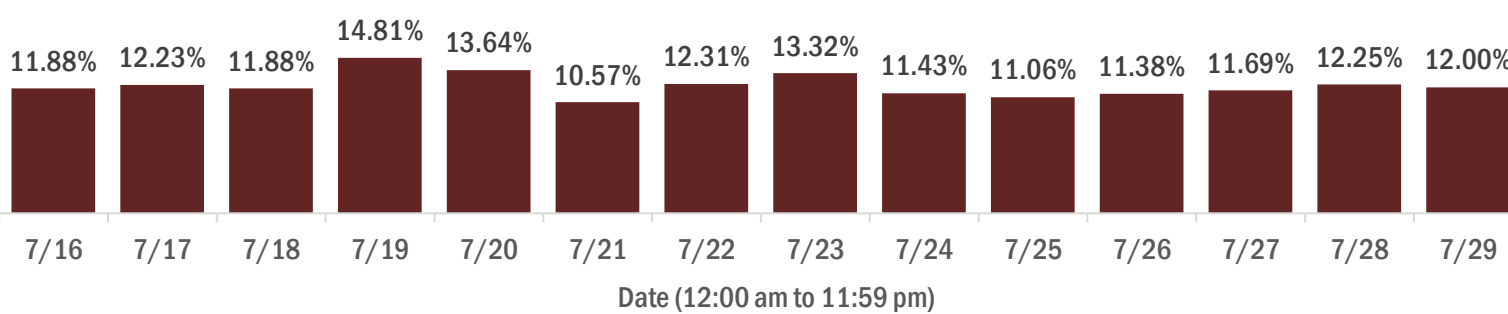
These counts include the number of people for whom the department received PCR or antigen laboratory results by day. People tested on multiple days will be included for each day a new result was received. A person is only counted once for each day they are tested, regardless of whether multiple specimens are tested or multiple results are received. If a person has a positive specimen and a negative specimen in the same day, only the positive result is counted.



Percent positivity for new cases

The percent of positive results ranged from 10.57% to 14.81% over the past 2 weeks and was 12.00% yesterday.

This percent is the number of people who test PCR- or antigen-positive for the first time divided by all the people tested that day, excluding people who have previously tested positive.



COVID-19: characteristics of 456,105 Florida resident cases

Data through Jul 29, 2020 verified as of Jul 30, 2020 at 09:25 AM

Data in this report are provisional and subject to change.

Age group	Cases	Hospitalizations	Deaths
0-4 years	7,633 2%	147 1%	0 0%
5-14 years	17,341 4%	115 0%	3 0%
15-24 years	70,245 15%	648 2%	17 0%
25-34 years	89,622 20%	1,578 6%	51 1%
35-44 years	75,202 16%	2,362 9%	140 2%
45-54 years	72,742 16%	3,428 13%	280 4%
55-64 years	58,330 13%	4,621 18%	664 10%
65-74 years	33,661 7%	5,033 19%	1,358 21%
75-84 years	19,336 4%	4,635 18%	1,875 28%
85+ years	11,170 2%	3,450 13%	2,198 33%
Unknown	823 0%	0 0%	0 0%
Total	456,105	26,017	6,586

Gender	Cases
Female	233,461 51%
Male	219,125 48%
Unknown	3,519 1%
Total	456,105

Ethnicity	Cases	Hospitalizations	Deaths
Hispanic	116,545 26%	8,193 31%	1,617 25%
Non-Hispanic	150,050 33%	16,027 62%	4,300 65%
Unknown	189,510 42%	1,797 7%	669 10%
Total	456,105	26,017	6,586

Race and ethnicity	Cases	Hospitalizations	Deaths
White	173,238 38%	15,481 60%	4,370 66%
Hispanic	76,440 17%	5,852 22%	1,266 19%
Non-Hispanic	79,217 17%	8,957 34%	2,829 43%
Unknown	17,581 4%	672 3%	275 4%
Black	67,410 15%	6,491 25%	1,352 21%
Hispanic	3,087 1%	296 1%	43 1%
Non-Hispanic	55,160 12%	5,980 23%	1,243 19%
Unknown	9,163 2%	215 1%	66 1%
Other race	47,081 10%	3,029 12%	518 8%
Hispanic	23,340 5%	1,840 7%	257 4%
Non-Hispanic	12,498 3%	1,005 4%	199 3%
Unknown	11,243 2%	184 1%	62 1%
Unknown race	168,376 37%	1,016 4%	346 5%
Hispanic	13,678 3%	205 1%	51 1%
Non-Hispanic	3,175 1%	85 0%	29 0%
Unknown	151,523 33%	726 3%	266 4%
Total	456,105	26,017	6,586

Hospitalization counts include anyone who was hospitalized at some point during their illness. It does not reflect the number of people currently hospitalized. **Other race** includes any person with a race of American Indian/Alaskan native, Asian, native Hawaiian/Pacific Islander, or other.

COVID-19: deaths in Florida residents and staff of long-term care facilities

Data through Jul 29, 2020 verified as of Jul 30, 2020 at 09:25 AM

Data in this report are provisional and subject to change.

For current cases in residents or staff of long-term care facilities, please visit: <https://floridahealthcovid19.gov/>

County	Deaths		County	Deaths		County	Deaths	
Dade	603	21%	Jackson	23	1%	Santa Rosa	3	0%
Palm Beach	331	11%	Indian River	21	1%	St. Johns	3	0%
Pinellas	284	10%	Hendry	19	1%	Bradford	2	0%
Broward	208	7%	Marion	17	1%	Gilchrist	2	0%
Hillsborough	174	6%	Hernando	13	0%	Hardee	2	0%
Lee	164	6%	Lake	12	0%	Nassau	2	0%
Polk	140	5%	Okaloosa	12	0%	Bay	1	0%
Manatee	100	3%	Osceola	12	0%	Desoto	1	0%
Sarasota	73	2%	Washington	12	0%	Flagler	1	0%
Duval	66	2%	Alachua	11	0%	Holmes	1	0%
Volusia	65	2%	Walton	11	0%	Levy	1	0%
Escambia	58	2%	Gadsden	8	0%	Monroe	1	0%
St. Lucie	56	2%	Calhoun	6	0%	Okeechobee	1	0%
Brevard	52	2%	Putnam	6	0%	Taylor	1	0%
Charlotte	52	2%	Citrus	5	0%	Total	2,921	
Collier	51	2%	Leon	5	0%			
Seminole	44	2%	Sumter	5	0%			
Pasco	41	1%	Columbia	4	0%			
Martin	40	1%	Jefferson	4	0%			
Clay	28	1%	Madison	4	0%			
Orange	28	1%	Baker	3	0%			
Suwannee	25	1%	Highlands	3	0%			

Note: cases are summarized by the county of usual residence. Residents and staff may be cases associated with facilities that are not in their county of usual residence, resulting in cases being included below for counties that do not have facilities with known cases.

COVID-19: characteristics of 461,379 cases

Data through Jul 29, 2020 verified as of Jul 30, 2020 at 09:25 AM

Data in this report are provisional and subject to change.

Tables below include cases in Florida residents and non-Florida residents.

All 67 Florida counties have cases:

County	FL resident cases	Non-FL resident cases	Total cases	FL resident deaths	FL death rate
Dade	115,017	899	115,916	1,515	1.3%
Broward	53,818	494	54,312	676	1.3%
Palm Beach	32,398	298	32,696	806	2.5%
Hillsborough	28,618	124	28,742	331	1.2%
Orange	28,219	372	28,591	212	0.8%
Duval	20,599	217	20,816	152	0.7%
Pinellas	16,000	114	16,114	418	2.6%
Lee	14,859	278	15,137	286	1.9%
Polk	12,241	40	12,281	262	2.1%
Collier	9,234	121	9,355	121	1.3%
Manatee	8,247	90	8,337	176	2.1%
Osceola	8,200	81	8,281	64	0.8%
Escambia	6,774	824	7,598	92	1.4%
Volusia	6,657	50	6,707	109	1.6%
Seminole	6,394	25	6,419	72	1.1%
Pasco	6,170	31	6,201	94	1.5%
Sarasota	5,392	51	5,443	119	2.2%
Brevard	5,312	21	5,333	108	2.0%
St. Lucie	4,884	19	4,903	118	2.4%
Marion	4,669	13	4,682	56	1.2%
Lake	4,376	32	4,408	51	1.2%
Leon	4,026	76	4,102	14	0.3%
Martin	3,537	24	3,561	73	2.1%
Alachua	3,398	50	3,448	20	0.6%
Bay	3,295	62	3,357	21	0.6%
Santa Rosa	3,256	23	3,279	22	0.7%
St. Johns	3,133	35	3,168	24	0.8%
Clay	2,749	9	2,758	47	1.7%
Okaloosa	2,678	26	2,704	24	0.9%
Columbia	2,429	8	2,437	10	0.4%
Indian River	2,154	13	2,167	41	1.9%
Charlotte	1,883	6	1,889	85	4.5%
Hendry	1,618	0	1,618	35	2.2%
Hernando	1,603	14	1,617	29	1.8%
Jackson	1,539	14	1,553	28	1.8%
Gadsden	1,308	7	1,315	17	1.3%
Putnam	1,261	0	1,261	15	1.2%
Desoto	1,249	2	1,251	14	1.1%
Monroe	1,203	27	1,230	6	0.5%
Citrus	1,190	2	1,192	26	2.2%
Walton	1,040	109	1,149	12	1.2%
Highlands	1,129	3	1,132	26	2.3%
Suwannee	1,065	17	1,082	32	3.0%
Sumter	1,051	7	1,058	27	2.6%
Nassau	981	56	1,037	10	1.0%
Okeechobee	874	4	878	2	0.2%
Flagler	857	10	867	10	1.2%
Hardee	813	6	819	7	0.9%
Madison	573	10	583	7	1.2%
Hamilton	562	5	567	3	0.5%
Wakulla	560	5	565	2	0.4%
Unknown	147	412	559	0	0.0%
Levy	543	3	546	3	0.6%
Washington	482	6	488	13	2.7%
Holmes	404	9	413	2	0.5%
Glades	389	0	389	3	0.8%
Liberty	356	0	356	2	0.6%
Baker	342	1	343	4	1.2%
Taylor	316	3	319	3	0.9%
Bradford	316	0	316	3	0.9%
Gilchrist	305	0	305	3	1.0%
Gulf	292	9	301	1	0.3%
Calhoun	278	0	278	7	2.5%
Dixie	247	0	247	4	1.6%
Union	206	0	206	4	1.9%
Jefferson	187	5	192	5	2.7%
Franklin	103	2	105	1	1.0%
Lafayette	100	0	100	1	1.0%
Total	456,105	5,274	461,379	6,586	1.4%

COVID-19: characteristics of 456,105 Florida resident cases

Data through Jul 29, 2020 verified as of Jul 30, 2020 at 09:25 AM

Data in this report are provisional and subject to change.

The table below includes the cities and counties of residence for cases in Florida residents based on the patient's ZIP Code.

Note that city is not always received as part of the initial notification and may be missing while the case is being investigated.

City and county	Cases
Miami, Dade	71,707
Orlando, Orange	21,602
Jacksonville, Duval	19,183
Tampa, Hillsborough	17,410
Hialeah, Dade	16,835
Fort Lauderdale, Broward	12,230
Hollywood, Broward	10,480
West Palm Beach, Palm Beach	8,119
Homestead, Dade	7,847
Saint Petersburg, Pinellas	6,751
Kissimmee, Osceola	6,696
Naples, Collier	6,604
Pompano Beach, Broward	6,390
Fort Myers, Lee	6,174
Pensacola, Escambia	5,940
Bradenton, Manatee	5,667
Lake Worth, Palm Beach	4,510
Boca Raton, Palm Beach	4,371
Sarasota, Sarasota	4,088
Tallahassee, Leon	3,933
Lakeland, Polk	3,753
Ocala, Marion	3,704
Cape Coral, Lee	3,407
Miramar, Broward	3,370
Clearwater, Pinellas	3,156
Miami Beach, Dade	3,149
Miami Gardens, Dade	3,015
Lehigh Acres, Lee	3,000
Port Saint Lucie, St. Lucie	2,876
Boynton Beach, Palm Beach	2,856
Gainesville, Alachua	2,775
Winter Haven, Polk	2,506
Lake City, Columbia	2,346
Panama City, Bay	2,325
Coral Springs, Broward	2,305
Opa Locka, Dade	2,228
Delray Beach, Palm Beach	2,213
Immokalee, Collier	2,042
Brandon, Hillsborough	1,971
Doral, Dade	1,894
Davie, Broward	1,886
Sunrise, Broward	1,864
Milton, Santa Rosa	1,831
Fort Pierce, St. Lucie	1,799
Riverview, Hillsborough	1,768
Stuart, Martin	1,742
Plant City, Hillsborough	1,727
Apopka, Orange	1,718
North Miami Beach, Dade	1,706
Missing, Broward	1,654
Largo, Pinellas	1,645
Saint Augustine, St. Johns	1,612
Melbourne, Brevard	1,596
Jupiter, Palm Beach	1,545
Deerfield Beach, Broward	1,539
Sanford, Seminole	1,520
Tamarac, Broward	1,482
Plantation, Broward	1,475
Vero Beach, Indian River	1,473

COVID-19: characteristics of 456,105 Florida resident cases

Data through Jul 29, 2020 verified as of Jul 30, 2020 at 09:25 AM

Data in this report are provisional and subject to change.

The table below includes the cities and counties of residence for cases in Florida residents based on the patient's ZIP Code.

Note that city is not always received as part of the initial notification and may be missing while the case is being investigated.

City and county	Cases
New Port Richey, Pasco	1,437
Daytona Beach, Volusia	1,400
Lake Worth Beach, Palm Beach	1,358
Orange Park, Clay	1,290
Deltona, Volusia	1,285
Saint Cloud, Osceola	1,279
Palmetto, Manatee	1,249
Margate, Broward	1,173
Palm Bay, Brevard	1,106
Deland, Volusia	1,104
Clermont, Lake	1,103
Arcadia, Desoto	1,101
Palm Beach Gardens, Palm Beach	1,092
North Lauderdale, Broward	1,086
Winter Park, Orange	1,072
Winter Garden, Orange	1,068
Weston, Broward	1,066
Altamonte Springs, Seminole	1,049
Hallandale, Broward	1,029
Coconut Creek, Broward	1,009
Oviedo, Seminole	1,002
North Miami, Dade	1,000
Davenport, Polk	1,000
Royal Palm Beach, Palm Beach	996
Bonita Springs, Lee	992
Ocoee, Orange	944
Haines City, Polk	942
Port Charlotte, Charlotte	941
Fort Walton Beach, Okaloosa	936
Coral Gables, Dade	914
Palm Harbor, Pinellas	901
Indiantown, Martin	891
Spring Hill, Hernando	890
Land O Lakes, Pasco	887
Live Oak, Suwannee	878
Oakland Park, Broward	871
Wellington, Palm Beach	851
Wesley Chapel, Pasco	849
Clewiston, Hendry	843
Okeechobee, Okeechobee	835
Florida City, Dade	835
Pinellas Park, Pinellas	821
Quincy, Gadsden	807
Ruskin, Hillsborough	803
Longwood, Seminole	772
Lutz, Hillsborough	765
Belle Glade, Palm Beach	759
Seminole, Pinellas	758
Valrico, Hillsborough	756
Pembroke Pines, Broward	736
Punta Gorda, Charlotte	726
Windermere, Orange	680
Missing, Palm Beach	675
Wimauma, Hillsborough	671
Leesburg, Lake	667
Casselberry, Seminole	663
Jacksonville Beach, Duval	643
Bartow, Polk	635
Miami Lakes, Dade	625

COVID-19: characteristics of 456,105 Florida resident cases

Data through Jul 29, 2020 verified as of Jul 30, 2020 at 09:25 AM

Data in this report are provisional and subject to change.

The table below includes the cities and counties of residence for cases in Florida residents based on the patient's ZIP Code.

Note that city is not always received as part of the initial notification and may be missing while the case is being investigated.

City and county	Cases
Palm Coast, Flagler	623
Aventura, Dade	619
Palatka, Putnam	619
Ormond Beach, Volusia	580
Lake Mary, Seminole	576
Middleburg, Clay	567
Crestview, Okaloosa	561
Graceville, Jackson	558
Tavares, Lake	557
Cantonment, Escambia	555
Cocoa, Brevard	555
Kissimmee, Polk	551
North Port, Sarasota	549
Labelle, Hendry	544
Missing, Dade	541
Key West, Monroe	540
Brooksville, Hernando	537
Auburndale, Polk	532
Zephyrhills, Pasco	528
Hudson, Pasco	526
North Fort Myers, Lee	526
Port Richey, Pasco	515
Winter Springs, Seminole	505
Sebring, Highlands	498
Gulf Breeze, Santa Rosa	486
Loxahatchee, Palm Beach	485
Dade City, Pasco	484
Crawfordville, Wakulla	482
Maitland, Orange	475
Tarpon Springs, Pinellas	462
Marianna, Jackson	452
Seffner, Hillsborough	447
Mulberry, Polk	446
Lake Wales, Polk	441
Riviera Beach, Palm Beach	441
Port Orange, Volusia	436
Ponte Vedra Beach, St. Johns	429
Cooper City, Broward	428
Venice, Sarasota	423
Orange City, Volusia	422
Holiday, Pasco	421
Saint Johns, St. Johns	420
Sarasota, Manatee	417
Fernandina Beach, Nassau	416
Panama City Beach, Bay	408
South Bay, Palm Beach	402
Dunedin, Pinellas	401
Wauchula, Hardee	398
Destin, Okaloosa	396
Missing, Collier	393
Jasper, Hamilton	388
Navarre, Santa Rosa	386
Dania, Broward	383
Pahokee, Palm Beach	383
South Miami, Dade	379
Merritt Island, Brevard	378
Green Cove Springs, Clay	375
Pinecrest, Dade	373
Parrish, Manatee	370

COVID-19: characteristics of 456,105 Florida resident cases

Data through Jul 29, 2020 verified as of Jul 30, 2020 at 09:25 AM

Data in this report are provisional and subject to change.

The table below includes the cities and counties of residence for cases in Florida residents based on the patient's ZIP Code.

Note that city is not always received as part of the initial notification and may be missing while the case is being investigated.

City and county	Cases
Fleming Island, Clay	369
Eustis, Lake	368
The Villages, Sumter	368
Santa Rosa Beach, Walton	363
Palm City, Martin	362
Moore Haven, Glades	361
Titusville, Brevard	359
Fellsmere, Indian River	355
Avon Park, Highlands	352
Dover, Hillsborough	352
Defuniak Springs, Walton	351
Lynn Haven, Bay	350
Madison, Madison	349
Lantana, Palm Beach	346
Rockledge, Brevard	344
Chipley, Washington	342
Gibsonton, Hillsborough	341
Missing, Hillsborough	341
Odessa, Hillsborough	336
Estero, Lee	327
Groveland, Lake	323
Bonifay, Holmes	320
New Smyrna Beach, Volusia	317
Inverness, Citrus	309
Bristol, Liberty	308
Missing, Duval	303
Key Biscayne, Dade	302
Parkland, Broward	302
Atlantic Beach, Duval	301
Lauderdale Lakes, Broward	297
Polk City, Polk	296
Crescent City, Putnam	286
Mount Dora, Lake	286
Niceville, Okaloosa	283
Debary, Volusia	277
Oldsmar, Pinellas	276
Lauderhill, Broward	276
Perry, Taylor	265
Missing, Orange	258
North Palm Beach, Palm Beach	252
Hobe Sound, Martin	244
Pace, Santa Rosa	242
Palm Springs, Palm Beach	239
Wilton Manors, Broward	239
Frostproof, Polk	238
Apollo Beach, Hillsborough	238
Missing, Pasco	236
Starke, Bradford	235
Lithia, Hillsborough	235
Sun City Center, Hillsborough	229
Sebastian, Indian River	218
Ellenton, Manatee	217
Fort Meade, Polk	216
Ponte Vedra, St. Johns	215
Missing, Santa Rosa	214
Alachua, Alachua	208
Safety Harbor, Pinellas	207
Yulee, Nassau	207
Sneads, Jackson	206

COVID-19: characteristics of 456,105 Florida resident cases

Data through Jul 29, 2020 verified as of Jul 30, 2020 at 09:25 AM

Data in this report are provisional and subject to change.

The table below includes the cities and counties of residence for cases in Florida residents based on the patient's ZIP Code.

Note that city is not always received as part of the initial notification and may be missing while the case is being investigated.

City and county	Cases
Summerfield, Marion	204
Missing, St. Johns	203
Bushnell, Sumter	202
Palmetto Bay, Dade	199
Missing, St. Lucie	197
Missing, Hendry	196
Macclenny, Baker	193
Missing, Polk	191
Trenton, Gilchrist	188
Key Largo, Monroe	181
Jensen Beach, Martin	178
Williston, Levy	176
Belleview, Marion	175
Wildwood, Sumter	174
Crystal River, Citrus	174
Chiefland, Levy	170
Homosassa, Citrus	165
Lady Lake, Lake	165
Missing, Hardee	164
Lake Placid, Highlands	157
Missing, Lee	157
Port Saint Joe, Gulf	155
Callahan, Nassau	153
Mascotte, Lake	152
Missing, Marion	152
Blountstown, Calhoun	152
Edgewater, Volusia	151
Mary Esther, Okaloosa	151
Jacksonville, St. Johns	151
Bowling Green, Hardee	150
Missing, Volusia	148
Monticello, Jefferson	148
Missing, Citrus	146
Shalimar, Okaloosa	146
Dunnellon, Marion	145
Newberry, Alachua	145
Old Town, Dixie	143
Havana, Gadsden	142
Thonotosassa, Hillsborough	138
Lake Alfred, Polk	134
Marathon, Monroe	134
Freeport, Walton	132
Cocoa Beach, Brevard	132
Southwest Ranches, Broward	132
Missing, Brevard	131
Missing, Madison	129
Missing, Osceola	129
Missing, Desoto	128
Satellite Beach, Brevard	127
Neptune Beach, Duval	125
Lake Butler, Union	125
Myakka City, Manatee	125
Minneola, Lake	124
Chattahoochee, Gadsden	124
Clearwater Beach, Pinellas	121
Jennings, Hamilton	120
Medley, Dade	118
Pierson, Volusia	118
Sorrento, Lake	116

COVID-19: characteristics of 456,105 Florida resident cases

Data through Jul 29, 2020 verified as of Jul 30, 2020 at 09:25 AM

Data in this report are provisional and subject to change.

The table below includes the cities and counties of residence for cases in Florida residents based on the patient's ZIP Code.

Note that city is not always received as part of the initial notification and may be missing while the case is being investigated.

City and county	Cases
Nokomis, Sarasota	116
Spring Hill, Pasco	113
Missing, Martin	112
Carol City, Dade	111
Missing, Hernando	111
Missing, Highlands	109
Holly Hill, Volusia	109
Lake Park, Palm Beach	107
West Melbourne, Brevard	106
Englewood, Charlotte	105
Hilliard, Nassau	103
Marco Island, Collier	103
Bronson, Levy	102
Lecanto, Citrus	99
Missing, Indian River	99
Midway, Gadsden	99
Tavernier, Monroe	99
De Leon Springs, Volusia	99
Missing, Seminole	97
Bunnell, Flagler	96
Gulfport, Pinellas	94
Missing, Pinellas	91
Alva, Lee	90
Mayo, Lafayette	89
Missing, Monroe	89
Miramar Beach, Walton	89
Bell, Gilchrist	88
Zolfo Springs, Hardee	88
Beverly Hills, Citrus	88
Wewahitchka, Gulf	88
Indialantic, Brevard	86
Molino, Escambia	86
Jay, Santa Rosa	86
Cross City, Dixie	83
Palm Beach, Palm Beach	83
Tequesta, Palm Beach	81
Englewood, Sarasota	80
Umatilla, Lake	80
Montverde, Lake	79
Missing, Nassau	79
Flagler Beach, Flagler	77
Missing, Sarasota	77
Fruitland Park, Lake	76
High Springs, Alachua	75
Chuluota, Seminole	75
Fort White, Columbia	75
Missing, Clay	74
East Palatka, Putnam	73
Trinity, Pasco	73
Gotha, Orange	73
Cape Canaveral, Brevard	72
Hernando, Citrus	70
Oxford, Sumter	69
Missing, Jackson	69
Rotunda West, Charlotte	69
Dunnellon, Citrus	69
Geneva, Seminole	68
South Daytona, Volusia	68
Greenwood, Jackson	68

COVID-19: characteristics of 456,105 Florida resident cases

Data through Jul 29, 2020 verified as of Jul 30, 2020 at 09:25 AM

Data in this report are provisional and subject to change.

The table below includes the cities and counties of residence for cases in Florida residents based on the patient's ZIP Code.

Note that city is not always received as part of the initial notification and may be missing while the case is being investigated.

City and county	Cases
Kenneth City, Pinellas	67
Avon Park, Polk	66
West Miami, Dade	66
Keystone Heights, Clay	65
Archer, Alachua	65
Glen Saint Mary, Baker	64
Altha, Calhoun	63
Eagle Lake, Polk	63
Gretna, Gadsden	63
Vernon, Washington	63
Cottondale, Jackson	62
Missing, Lake	62
Missing, Unknown	62
Missing, Okaloosa	61
Mims, Brevard	61
Fort Myers Beach, Lee	60
Silver Springs, Marion	59
Missing, Escambia	59
Missing, Flagler	58
Ave Maria, Collier	58
Lake Panasoffkee, Sumter	57
Youngstown, Bay	57
Century, Escambia	57
Hastings, St. Johns	57
Hawthorne, Alachua	56
Weeki Wachee, Hernando	56
Missing, Manatee	56
Melbourne Beach, Brevard	55
Interlachen, Putnam	54
O Brien, Suwannee	54
Zellwood, Orange	54
Missing, Leon	53
Southport, Bay	53
Dundee, Polk	52
Indian Rocks Beach, Pinellas	52
Pomona Park, Putnam	52
Reddick, Marion	52
Baker, Okaloosa	52
White Springs, Hamilton	51
Belle Isle, Orange	51
Sanderson, Baker	51
Branford, Suwannee	50
Citra, Marion	50
Oakland, Orange	49
Missing, Gulf	49
Islamorada, Monroe	48
Coconut Grove, Dade	48
Biscayne Park, Dade	48
Apalachicola, Franklin	47
Satsuma, Putnam	47
Bal Harbour, Dade	47
South Pasadena, Pinellas	47
Missing, Levy	47
Missing, Gadsden	47
Missing, Washington	47
Surfside, Dade	47
Greenville, Madison	46
Webster, Sumter	45
Raiford, Union	45

COVID-19: characteristics of 456,105 Florida resident cases

Data through Jul 29, 2020 verified as of Jul 30, 2020 at 09:25 AM

Data in this report are provisional and subject to change.

The table below includes the cities and counties of residence for cases in Florida residents based on the patient's ZIP Code.

Note that city is not always received as part of the initial notification and may be missing while the case is being investigated.

City and county	Cases
Osprey, Sarasota	45
Missing, Wakulla	44
Viera, Brevard	44
Seville, Volusia	44
Grand Island, Lake	42
Greenacres, Palm Beach	41
Ocklawaha, Marion	41
Indian Harbour Beach, Brevard	39
Lawtey, Bradford	39
San Antonio, Pasco	38
Mcdavid, Escambia	38
Lee, Madison	38
Coleman, Sumter	38
Lakewood Ranch, Manatee	37
Grand Ridge, Jackson	37
Missing, Walton	37
Missing, Calhoun	37
Missing, Okeechobee	37
El Portal, Dade	36
Celebration, Osceola	35
Poinciana, Polk	35
Lake Hamilton, Polk	35
Fountain, Bay	35
Sanibel, Lee	35
Stock Island, Monroe	34
Citrus Springs, Citrus	34
Christmas, Orange	34
Howey-In-The-Hills, Lake	33
Missing, Baker	33
Cutler Bay, Dade	32
Melrose, Putnam	32
Malabar, Brevard	31
Mcalpin, Suwannee	31
Missing, Holmes	31
Center Hill, Sumter	31
Princeton, Dade	31
Elkton, St. Johns	31
Welaka, Putnam	30
Juno Beach, Palm Beach	30
Westville, Holmes	29
Florida State University, Leon	29
Steinhatchee, Taylor	28
Lauderdale By The Sea, Broward	28
Lake Helen, Volusia	28
Inlet Beach, Walton	28
Madeira Beach, Pinellas	28
Malone, Jackson	28
Atlantis, Palm Beach	27
Alford, Jackson	27
Osteen, Volusia	27
Floral City, Citrus	27
Missing, Gilchrist	27
Missing, Sumter	27
Valparaiso, Okaloosa	27
Big Pine Key, Monroe	27
Naranja, Dade	26
The Villages, Lake	26
Bokeelia, Lee	26
Wellborn, Suwannee	26

COVID-19: characteristics of 456,105 Florida resident cases

Data through Jul 29, 2020 verified as of Jul 30, 2020 at 09:25 AM

Data in this report are provisional and subject to change.

The table below includes the cities and counties of residence for cases in Florida residents based on the patient's ZIP Code.

Note that city is not always received as part of the initial notification and may be missing while the case is being investigated.

City and county	Cases
Babson Park, Polk	26
Canal Point, Palm Beach	26
Carrabelle, Franklin	26
Astatula, Lake	25
Greensboro, Gadsden	25
Hallandale Beach, Broward	25
Micanopy, Alachua	25
Hypoluxo, Palm Beach	25
Weirsdale, Marion	25
Missing, Bay	25
Hosford, Liberty	25
Summerland Key, Monroe	24
Patrick Air Force Base, Brevard	24
Morriston, Levy	24
Anthony, Marion	24
Felda, Hendry	23
Lady Lake, Sumter	23
Astor, Lake	23
Laurel Hill, Okaloosa	23
Belleair, Pinellas	23
Fern Park, Seminole	23
Sunny Isles Beach, Dade	22
San Mateo, Putnam	22
Florida Dept Of Corrections, Union	22
Missing, Liberty	22
Ochopee, Collier	22
Missing, Jefferson	22
Destin, Walton	21
Bradenton Beach, Manatee	20
Saint James City, Lee	20
Odessa, Pasco	20
Yalaha, Lake	20
Bryceville, Nassau	20
Ponce De Leon, Holmes	20
Grant-Valkaria, Brevard	20
Eglin Air Force Base, Okaloosa	20
Belleair Beach, Pinellas	20
Missing, Charlotte	20
Miami Springs, Dade	19
Sweetwater, Dade	19
Caryville, Washington	19
Longboat Key, Manatee	19
Haverhill, Palm Beach	19
Holt, Okaloosa	18
Missing, Suwannee	18
Campbellton, Jackson	18
Missing, Bradford	18
Unknown, Orange	18
Eastpoint, Franklin	18
Kendall, Dade	17
Hialeah Gardens, Dade	17
Kissimmee, Orange	17
Crystal Beach, Pinellas	17
Sumterville, Sumter	17
Temple Terrace, Hillsborough	17
Altoona, Lake	17
Baldwin, Duval	16
Clarksville, Calhoun	16
Lamont, Jefferson	16

COVID-19: characteristics of 456,105 Florida resident cases

Data through Jul 29, 2020 verified as of Jul 30, 2020 at 09:25 AM

Data in this report are provisional and subject to change.

The table below includes the cities and counties of residence for cases in Florida residents based on the patient's ZIP Code.

Note that city is not always received as part of the initial notification and may be missing while the case is being investigated.

City and county	Cases
Edgewood, Orange	16
Oak Hill, Volusia	15
Golden Beach, Dade	15
Sopchoppy, Wakulla	15
North Bay Village, Dade	15
Village Of Palmetto Bay, Dade	15
Callaway, Bay	14
Kindred, Osceola	14
Placida, Charlotte	14
Missing, Dixie	14
Missing, Union	14
Missing, Taylor	14
Carrollwood, Hillsborough	13
Waverly, Polk	13
Panacea, Wakulla	13
Ponce Inlet, Volusia	13
Brooker, Bradford	13
Alafaya, Orange	13
Ona, Hardee	13
Georgetown, Putnam	13
Paisley, Lake	13
Terra Ceia, Manatee	12
Goulds, Dade	12
Bascom, Jackson	12
Fort Denaud, Hendry	12
Fort Mccoy, Marion	12
Miami Shores, Dade	12
Tice, Lee	12
Singer Island, Palm Beach	12
Fruit Cove, St. Johns	12
Florahome, Putnam	11
Winter Park, Seminole	11
Sebastian, Brevard	11
Pinetta, Madison	11
Okahumpka, Lake	11
Bay Pines, Pinellas	11
Barefoot Bay, Brevard	11
Lighthouse Point, Broward	11
Hollister, Putnam	11
Waldo, Alachua	11
Nocatee, Desoto	11
Holmes Beach, Manatee	11
Eaton Park, Polk	11
West Park, Broward	11
Missing, Franklin	11
Harmony, Osceola	10
Heathrow, Seminole	10
Santa Fe, Alachua	10
Bayonet Point, Pasco	10
Missing, Glades	10
Bellview, Escambia	10
Mexico Beach, Bay	10
Unknown, Dade	10
Palmdale, Glades	10
Matlacha, Lee	9
Palm Shores, Brevard	9
North Redington Beach, Pinellas	9
Tierra Verde, Pinellas	9
Walnut Hill, Escambia	9

COVID-19: characteristics of 456,105 Florida resident cases

Data through Jul 29, 2020 verified as of Jul 30, 2020 at 09:25 AM

Data in this report are provisional and subject to change.

The table below includes the cities and counties of residence for cases in Florida residents based on the patient's ZIP Code.

Note that city is not always received as part of the initial notification and may be missing while the case is being investigated.

City and county	Cases
Dania Beach, Broward	9
Bay Harbor Islands, Dade	9
Balm, Hillsborough	9
Lake Suzy, Desoto	9
Mangonia Park, Palm Beach	9
Sun City, Hillsborough	8
Ocean Ridge, Palm Beach	8
Highland City, Polk	8
Missing, Lafayette	8
Treasure Island, Pinellas	8
Inglis, Levy	8
Kinard, Calhoun	8
Intercession City, Osceola	8
Hampton, Bradford	8
Labelle, Glades	8
Lutz, Pasco	8
Sydney, Hillsborough	7
Tyndall Air Force Base, Bay	7
Reunion, Osceola	7
La Crosse, Alachua	7
Gonzalez, Escambia	7
Orange Lake, Marion	7
Eloise, Polk	7
Key Colony Beach, Monroe	7
Tioga, Alachua	7
Venus, Highlands	6
Wahneta, Polk	6
Missing, Alachua	6
Lorida, Highlands	6
Buena Ventura Lakes, Osceola	6
Cedar Key, Levy	6
Enterprise, Volusia	6
Wabasso, Indian River	6
Homosassa Springs, Citrus	6
Jacksonville, Unknown	6
Miami, Unknown	6
Bagdad, Santa Rosa	6
Palma Sola, Manatee	6
Paxton, Walton	6
Maitland, Seminole	6
Kathleen, Polk	6
Crystal Springs, Pasco	5
Saint Pete Beach, Pinellas	5
Ponce De Leon, Walton	5
Penney Farms, Clay	5
Pensacola Beach, Santa Rosa	5
Woodville, Leon	5
Long Boat Key, Manatee	5
Cloud Lake, Palm Beach	5
Ferndale, Lake	5
Mango, Hillsborough	5
Orlando, Seminole	5
Shady Grove, Taylor	5
Bradley, Polk	5
Aloma, Orange	5
Poinciana, Osceola	5
Hiwassee, Orange	5
Indian Lake Estates, Polk	5
Dowling Park, Suwannee	5

COVID-19: characteristics of 456,105 Florida resident cases

Data through Jul 29, 2020 verified as of Jul 30, 2020 at 09:25 AM

Data in this report are provisional and subject to change.

The table below includes the cities and counties of residence for cases in Florida residents based on the patient's ZIP Code.

Note that city is not always received as part of the initial notification and may be missing while the case is being investigated.

City and county	Cases
Hollywood, Unknown	5
Kenansville, Osceola	5
Goodland, Collier	5
Altamonte Springs, Orange	5
West Delray Beach, Palm Beach	5
Perrine, Dade	5
Pasadena, Pinellas	4
Nobleton, Hernando	4
Northdale, Hillsborough	4
Celebration, Orange	4
Leisure City, Dade	4
Missing, Putnam	4
Miami, Broward	4
City Of Sunrise, Broward	4
Perdido Key, Escambia	4
Nichols, Polk	4
Maxville, Duval	4
Ft Pierce, St. Lucie	4
Hernando Beach, Hernando	4
Centerville, Leon	4
Pine Castle, Orange	4
Ybor City, Hillsborough	4
Eatonville, Orange	4
Lehigh, Lee	4
Tallevast, Manatee	4
Steinhatchee, Dixie	4
Pembroke Park, Broward	4
Tangerine, Orange	4
Mayport, Duval	4
North Venice, Sarasota	4
Lowell, Marion	4
Quail Heights, Dade	4
Saint Lucie West, St. Lucie	4
Siesta Key, Sarasota	4
Ridge Manor, Pasco	4
Unknown, Broward	4
Bonifay, Washington	4
Ebro, Washington	4
Plymouth, Orange	4
Cudjoe Key, Monroe	4
Homeland, Polk	4
Hialeah, Unknown	3
Cutler Ridge, Dade	3
Duette, Manatee	3
East Lake, Marion	3
Azalea Park, Orange	3
Anna Maria, Manatee	3
Trilby, Pasco	3
Long Key, Monroe	3
Missing, Hamilton	3
Dinsmore, Duval	3
Davenport, Osceola	3
Lake City, Suwannee	3
Green Acres, Palm Beach	3
Trenton, Levy	3
Orlando, Unknown	3
Little Torch Key, Monroe	3
Micco, Brevard	3
Lynbrook, Broward	3

COVID-19: characteristics of 456,105 Florida resident cases

Data through Jul 29, 2020 verified as of Jul 30, 2020 at 09:25 AM

Data in this report are provisional and subject to change.

The table below includes the cities and counties of residence for cases in Florida residents based on the patient's ZIP Code.

Note that city is not always received as part of the initial notification and may be missing while the case is being investigated.

City and county	Cases
Lake Como, Putnam	3
Lake Monroe, Seminole	3
Fort Lauderdale, Unknown	3
Captiva, Lee	3
Belleair Bluffs, Pinellas	3
Pine Hills, Orange	3
Parker, Bay	3
Boca Grande, Lee	3
Buckingham, Lee	3
Candler, Marion	3
Graceville, Holmes	3
Hallandale Beach, Broward	3
Fisher Island, Dade	3
Saint Marks, Wakulla	3
PsI, Unknown	3
Rubonia, Manatee	3
Pompano Beach, Unknown	3
Indian Creek Village, Dade	3
Branford, Lafayette	3
Gulf Hammock, Levy	3
Lulu, Columbia	3
Lacoochee, Pasco	3
Mount Plymouth, Lake	3
Oneco, Manatee	3
South Palm Beach, Palm Beach	3
Vernon, Bay	3
Virginia Gardens, Dade	3
Westchase, Hillsborough	3
Braden River, Manatee	3
Fpo, Duval	3
Elfers, Pasco	3
Miromar Lakes, Lee	3
Mayport Naval Housing, Duval	3
Gulf Stream, Palm Beach	3
Port Saint John, Brevard	3
Saint Leo, Pasco	3
Sand Lake, Orange	2
Roseland, Indian River	2
Orlando, Osceola	2
West Palm Beach, Unknown	2
Miami, Martin	2
Jonesville, Alachua	2
Lauderhill, Unknown	2
Lake Butler, Bradford	2
Fort Lauderdale, Dade	2
Durant, Hillsborough	2
El Jobean, Charlotte	2
Holder, Citrus	2
Everglades National Park, Dade	2
Wakulla Springs, Wakulla	2
Union Park, Orange	2
Samoset, Manatee	2
Palma Ceia, Hillsborough	2
Mulberry, Hillsborough	2
New Smyrna, Volusia	2
Oakland Park, Unknown	2
Lamont, Taylor	2
Miccosukee, Leon	2
Milligan, Okaloosa	2

COVID-19: characteristics of 456,105 Florida resident cases

Data through Jul 29, 2020 verified as of Jul 30, 2020 at 09:25 AM

Data in this report are provisional and subject to change.

The table below includes the cities and counties of residence for cases in Florida residents based on the patient's ZIP Code.

Note that city is not always received as part of the initial notification and may be missing while the case is being investigated.

City and county	Cases
Homeless, Hillsborough	2
Gulf Breeze, Escambia	2
Cypress, Jackson	2
Deerfield Beach, Unknown	2
Venice, Manatee	2
Unknown, Seminole	2
Sugarloaf, Monroe	2
Clewiston, Palm Beach	2
Longboat Key, Sarasota	2
Lakeshore, Polk	2
Earleton, Alachua	2
Ormond Beach, Flagler	2
Miramar, Dade	2
Mesa, Unknown	2
San Carlos Park, Lee	2
Sorrento, Orange	2
Inlet Beach, Bay	2
Jacksonville, Clay	2
Clermont, Orange	2
Watersound, Walton	2
Tampa, Pinellas	2
Sunny Hills, Washington	2
Switzerland, St. Johns	2
Oklawaha, Marion	2
Laurel, Sarasota	2
Manalapan, Palm Beach	2
Archer, Levy	2
Hallandale Beach, Unknown	2
Jensen Beach, St. Lucie	2
Hawthorne, Putnam	2
Lockhart, Orange	2
Loxahatchee Groves, Palm Beach	2
Laud-By-The-Sea, Broward	2
Ramrod Key, Monroe	2
Ponte Vedra, Duval	2
Port Charlotte, Unknown	2
University Park, Manatee	2
The Villages, Marion	2
River Ranch, Polk	2
Valkaria, Brevard	2
West Bradenton, Manatee	2
Loughman, Polk	2
Lake Harbor, Palm Beach	2
Chokoloskee, Collier	2
Alturas, Polk	2
Goldenrod, Seminole	2
Forest City, Orange	2
Murdock, Charlotte	2
Orlando, Brevard	2
Yankeetown, Levy	2
Madison, Unknown	2
Margate, Unknown	2
Town N Country, Hillsborough	2
Port Salerno, Martin	2
Redington Beach, Pinellas	2
Redington Shores, Pinellas	2
Sparr, Marion	2
Bayshore Gardens, Manatee	2
Daytona Beach Shores, Volusia	2

COVID-19: characteristics of 456,105 Florida resident cases

Data through Jul 29, 2020 verified as of Jul 30, 2020 at 09:25 AM

Data in this report are provisional and subject to change.

The table below includes the cities and counties of residence for cases in Florida residents based on the patient's ZIP Code.

Note that city is not always received as part of the initial notification and may be missing while the case is being investigated.

City and county	Cases
Everglades City, Collier	2
Fort Charlotte, Charlotte	2
Horseshoe Beach, Dixie	2
Lealman, Pinellas	2
Live Oak, Columbia	1
Hurlburt Field, Okaloosa	1
Gibsonia, Polk	1
Greenacres, Unknown	1
Hallandale Ben, Unknown	1
Cottdale, Washington	1
Destin, Unknown	1
Everett, Dade	1
Apopka, Unknown	1
Alligator Point, Wakulla	1
Amelia City, Nassau	1
Bonita Springs, Collier	1
Tampa, Orange	1
South Fort Myers, Lee	1
University Of Central Fl, Orange	1
Valrico, Orange	1
Wewahitchka, Calhoun	1
Winterpark, Unknown	1
Longwood, Orange	1
Miamt, Dade	1
Mid Florida, Seminole	1
N/A, Duval	1
Nokomis, Palm Beach	1
Ocala, Unknown	1
Ocean Breeze, Martin	1
Orlando, Orange	1
Palm City, Unknown	1
Telogia, Liberty	1
Turmero, Dade	1
Westlake, Palm Beach	1
Wimauma, Manatee	1
Tampa, Dade	1
Palm Bay, Dade	1
Palm Coast, Orange	1
Port Charlotte Fl, Unknown	1
Saint Cloud, Orange	1
Saint Petersburg, Dade	1
San Pedro Sula, Dade	1
Seminole, Orange	1
Scottsmoor, Brevard	1
Fort Myers, Seminole	1
Fwb, Unknown	1
Gastonia, Polk	1
Deltona , Volusia	1
999999, Okaloosa	1
Bartow, Unknown	1
Caryville, Holmes	1
Cassadaga, Volusia	1
Champions Gate, Polk	1
Bostwick, Putnam	1
Coral Springs, Unknown	1
Coselberry, Orange	1
Darien, Pasco	1
Lanark Village, Franklin	1
Hialean, Unknown	1

COVID-19: characteristics of 456,105 Florida resident cases

Data through Jul 29, 2020 verified as of Jul 30, 2020 at 09:25 AM

Data in this report are provisional and subject to change.

The table below includes the cities and counties of residence for cases in Florida residents based on the patient's ZIP Code.

Note that city is not always received as part of the initial notification and may be missing while the case is being investigated.

City and county	Cases
Missing, Columbia	1
Miami Granders, Dade	1
West Villages, Sarasota	1
Washington, Unknown	1
Venice, Hillsborough	1
Unkown, Seminole	1
Wintergarden, Orange	1
Saint Augusaintine Beach, St. Johns	1
Seven Springs, Pasco	1
Tallahassee, Unknown	1
Port Everglades, Broward	1
Palm Beach Shores, Palm Beach	1
Orlando, Columbia	1
Niceville, Walton	1
Mount Pleasant, Gadsden	1
Louisville, Broward	1
Middlesburg, Duval	1
Immokalee, Lee	1
Indian Shores, Pinellas	1
Jupiter, Duval	1
Lake Geneva, Clay	1
Hallandale, Dade	1
Fairfield, Marion	1
Davenport, Orange	1
Boca Raton, Orange	1
Brooksville, Pasco	1
Lake Wales, Escambia	1
Miamf, Dade	1
Milton, Escambia	1
Olustee, Baker	1
Palm Springs North, Dade	1
Ocala, Alachua	1
Okeechobee, St. Lucie	1
Tampa Palms, Hillsborough	1
Tewksbury, Orange	1
Wesley Chapel, Alachua	1
Unknown, Columbia	1
Unknown, Palm Beach	1
Pine Ridge, Citrus	1
South Daytona Beach, Volusia	1
Sewalls Point, Martin	1
San Antonio, Unknown	1
Clermont, Polk	1
Cortez, Manatee	1
Dade City, Hillsborough	1
Celeste, Broward	1
Arndale, Hillsborough	1
Bay Lake, Orange	1
Beverly Beach, Flagler	1
Aollywoss, Dade	1
99, Unknown	1
Air Mail Facility, Dade	1
Kissimmee, Brevard	1
Hollywood, Dade	1
Grandin, Putnam	1
Greenville, Jefferson	1
Fl, Dade	1
Florence Villa, Polk	1
Fort Pierce, Martin	1

COVID-19: characteristics of 456,105 Florida resident cases

Data through Jul 29, 2020 verified as of Jul 30, 2020 at 09:25 AM

Data in this report are provisional and subject to change.

The table below includes the cities and counties of residence for cases in Florida residents based on the patient's ZIP Code.

Note that city is not always received as part of the initial notification and may be missing while the case is being investigated.

City and county	Cases
Estero, Collier	1
Fellsmele, Brevard	1
Doctors Inlet, Clay	1
Weston, Dade	1
Trinity, Pinellas	1
Unknown, Unknown	1
Unable To Obtain, Palm Beach	1
University Of Tampa, Hillsborough	1
Unk, Alachua	1
Watersound, Bay	1
Yeehaw, Okeechobee	1
Sanford, Orange	1
Shady Hills, Pasco	1
Shalimar, Escambia	1
Sharpes, Brevard	1
Rivera Beach, Palm Beach	1
Miami Gardens, Unknown	1
Morriston, Marion	1
Mount Dora, Seminole	1
Naples, Lee	1
North Fort Myers, Charlotte	1
North Laud, Unknown	1
Oldsra, Manatee	1
Perth Amboy, Hillsborough	1
Panama City, Unknown	1
Homossa, Orange	1
Hosford, Calhoun	1
Jacksonville Naval Air Station, Duval	1
Jacksonville Naval Hospital, Duval	1
Jacksonville, Nassau	1
Cape Haze, Charlotte	1
Duck Key, Monroe	1
Davie, Unknown	1
Branford, Gilchrist	1
Alva, Escambia	1
Bayou George, Bay	1
Tamarac, Dade	1
Port Saint Lucie, Palm Beach	1
Rocky Point, Hillsborough	1
Rosemary Beach, Walton	1
Saint Johns, Duval	1
Salt Springs, Marion	1
Orl, Osceola	1
Pensacola Beach, Escambia	1
Pensacola, Unknown	1
Other, Dade	1
Ozona, Pinellas	1
Unknown, Volusia	1
Westville, Walton	1
White Springs, Columbia	1
Clarcona, Orange	1
Coconut Ck, Unknown	1
Alpharetta, Broward	1
Cape Cord, Lee	1
Gainesville, Dade	1
Glenwood, Volusia	1
Homeless, Monroe	1
Homeless, Pinellas	1
Hutchinson Island, St. Lucie	1

COVID-19: characteristics of 456,105 Florida resident cases

Data through Jul 29, 2020 verified as of Jul 30, 2020 at 09:25 AM

Data in this report are provisional and subject to change.

The table below includes the cities and counties of residence for cases in Florida residents based on the patient's ZIP Code.

Note that city is not always received as part of the initial notification and may be missing while the case is being investigated.

City and county	Cases
Hallandale, Unknown	1
Lehigh Acers, Lee	1
Los Angeles, Dade	1
Miamc, Dade	1
Miami, Lee	1
Land O Lakes, Hillsborough	1
Layton, Monroe	1
Jacksonville, Orange	1
Okeechobee, Martin	1
Okeechobi, Unknown	1
North Lauderdale, Unknown	1
North Miami, Palm Beach	1
North Port, Manatee	1
Orlando, Manatee	1
Pooler, Broward	1
Pennsacola, Escambia	1
Salem, Taylor	1
University Of Miami, Dade	1
Unknown, Manatee	1
Suwannee, Dixie	1
Twentynine Palms, Broward	1
St Cloud, Orange	1
Sarasota, Unknown	1
Seacrest, Walton	1
Windermere, Unknown	1
Xifamk, Dade	1
Evinston, Alachua	1
Fanning Springs, Gilchrist	1
Fellsmere, Brevard	1
Fernandina, Nassau	1
Graham, Bradford	1
Bradenton, Sarasota	1
Cypress Gardens, Polk	1
Lauderdale Lakes, Unknown	1
Key West Naval Air Station, Monroe	1
Indian River Shores, Indian River	1
Indian Rock Beach, Pinellas	1
Hillsboro Beach, Broward	1
Metter, Manatee	1
Miami Dade, Unknown	1
Miamksaohes, Dade	1
Dade City, Hernando	1
Franklin, Orange	1
Haines City, Orange	1
Clearwater, Hillsborough	1
Apo, Collier	1
Big Torch Key, Monroe	1
Bonifay, Unknown	1
Astor, Volusia	1
Austin, Dade	1
Basinger, Okeechobee	1
Lake Worth, Unknown	1
Laurel Hill, Walton	1
Jena, Taylor	1
Litchfield Park, Unknown	1
Marathon Shores, Monroe	1
Mayport Naval Station, Duval	1
Weston, Unknown	1
Winter Springs, Orange	1

COVID-19: characteristics of 456,105 Florida resident cases

Data through Jul 29, 2020 verified as of Jul 30, 2020 at 09:25 AM

Data in this report are provisional and subject to change.

The table below includes the cities and counties of residence for cases in Florida residents based on the patient's ZIP Code.

Note that city is not always received as part of the initial notification and may be missing while the case is being investigated.

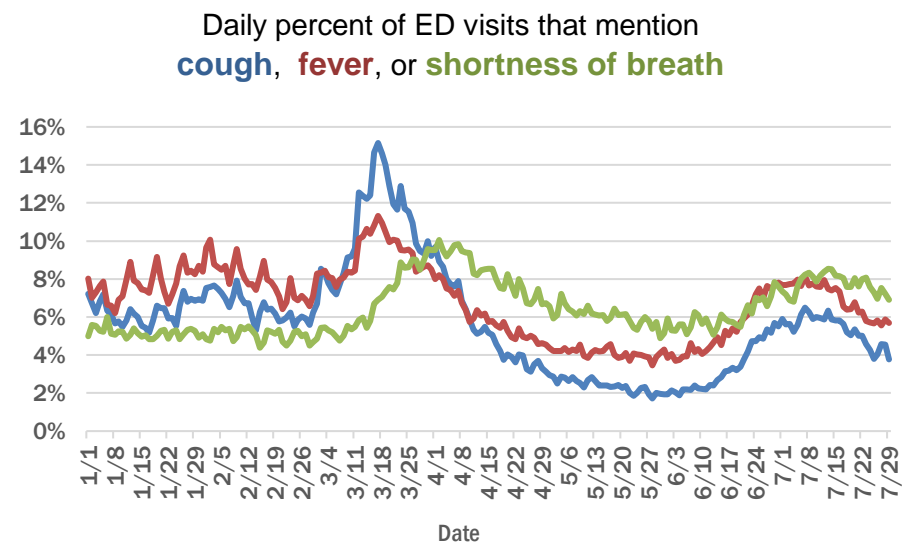
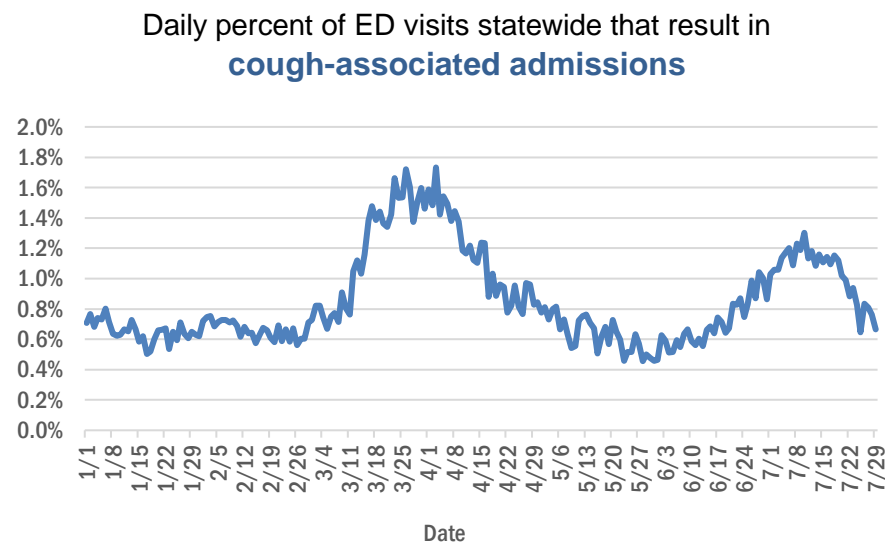
City and county	Cases
West Hollywood, Broward	1
Unknown Out Of Area, Palm Beach	1
Unknown, Duval	1
Oviedo, Orange	1
Pensacola Naval Hospital, Escambia	1
Okeechobee, Highlands	1
Orange Park, Duval	1
Mount Dora, Orange	1
New Church, Palm Beach	1
New Port Richey, Hillsborough	1
Port St Luice, Unknown	1
Point Washington, Walton	1
Titusville, Seminole	1
Seacrest, Bay	1
Stiamk, Dade	1
Total	456,105

COVID-19: additional surveillance information

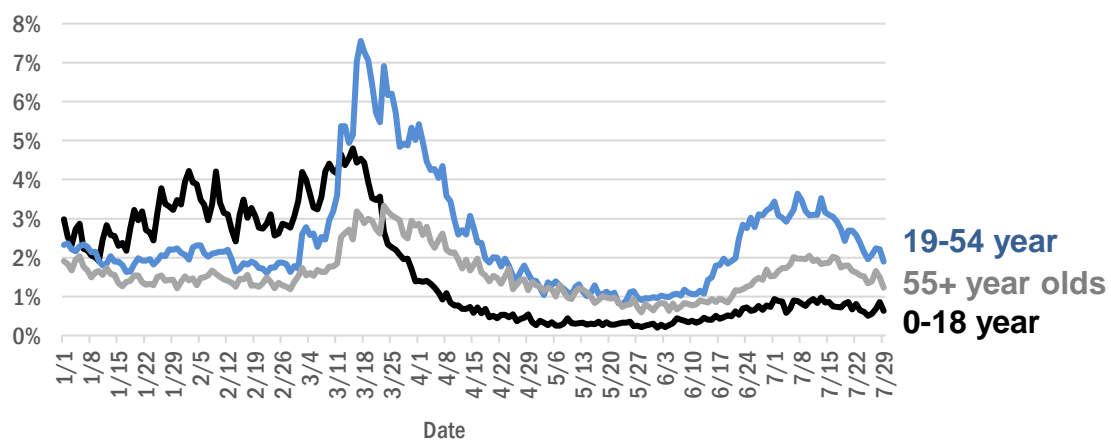
Data through Jul 29, 2020 verified as of Jul 30, 2020 at 09:25 AM

Data in this report are provisional and subject to change.

Statewide emergency department (ED) chief complaint and admission data



Daily percent of ED visits statewide that mention cough by age group



The Electronic Surveillance System for the Early Notification of Community-Based Epidemics (ESSENCE-FL) includes chief complaint data from 211 of 212 Florida EDs. Data are transmitted electronically to ESSENCE-FL daily or hourly.

COVID-19: All persons with tests reported

Data through Jul 29, 2020 verified as of Jul 30, 2020 at 09:25 AM

Data in this report are provisional and subject to change.

The table below includes persons with laboratory results that the Department of Health has received electronically or by mail/fax for Florida residents and non-Florida residents.

County	Awaiting testing	Inconclusive	Negative	Positive	Percent positive	Total tested
Dade	241	1,429	495,088	115,916	19%	612,433
Broward	159	544	333,596	54,312	14%	388,452
Palm Beach	232	552	220,102	32,696	13%	253,350
Hillsborough	176	338	188,088	28,742	13%	217,168
Orange	388	266	220,289	28,591	11%	249,146
Duval	141	220	170,892	20,816	11%	191,928
Pinellas	18	123	142,196	16,114	10%	158,433
Lee	22	44	91,324	15,137	14%	106,505
Polk	40	73	74,039	12,281	14%	86,393
Collier	194	61	48,502	9,355	16%	57,918
Manatee	7	54	69,607	8,337	11%	77,998
Osceola	83	130	48,664	8,281	15%	57,075
Escambia	19	31	55,620	7,598	12%	63,249
Volusia	37	70	58,770	6,707	10%	65,547
Seminole	50	62	55,885	6,419	10%	62,366
Pasco	71	42	54,807	6,201	10%	61,050
Sarasota	26	43	61,819	5,443	8%	67,305
Brevard	9	54	72,211	5,333	7%	77,598
St. Lucie	256	50	33,824	4,903	13%	38,777
Marion	600	65	38,391	4,682	11%	43,138
Lake	47	66	54,048	4,408	8%	58,522
Leon	37	109	48,779	4,102	8%	52,990
Martin	47	33	20,529	3,561	15%	24,123
Alachua	4	23	61,816	3,448	5%	65,287
Bay	11	30	18,921	3,357	15%	22,308
Santa Rosa	18	31	21,998	3,279	13%	25,308
St. Johns	37	34	33,515	3,168	9%	36,717
Clay	14	16	28,700	2,758	9%	31,474
Okaloosa	47	38	22,819	2,704	11%	25,561
Columbia	4	53	9,777	2,437	20%	12,267
Indian River	50	10	22,300	2,167	9%	24,477
Charlotte	5	15	20,604	1,889	8%	22,508
Hendry	2	13	6,201	1,618	21%	7,832
Hernando	2	10	15,369	1,617	10%	16,996
Jackson	6	11	8,208	1,553	16%	9,772
Gadsden	9	31	9,539	1,315	12%	10,885
Putnam	2	6	10,080	1,261	11%	11,347
Desoto	5	8	7,816	1,251	14%	9,075
Monroe	53	8	10,313	1,230	11%	11,551
Citrus	23	12	15,282	1,192	7%	16,486
Walton	2	38	7,256	1,149	14%	8,443
Highlands	8	11	13,454	1,132	8%	14,597
Suwannee	1	9	5,583	1,082	16%	6,674
Sumter	22	13	15,026	1,058	7%	16,097
Nassau	26	18	12,638	1,037	8%	13,693
Okeechobee	1	13	5,149	878	15%	6,040
Flagler	5	20	12,521	867	6%	13,408
Hardee		5	3,414	819	19%	4,238

COVID-19: All persons with tests reported

Data through Jul 29, 2020 verified as of Jul 30, 2020 at 09:25 AM

Data in this report are provisional and subject to change.

The table below includes persons with laboratory results that the Department of Health has received electronically or by mail/fax for Florida residents and non-Florida residents.

County	Awaiting testing	Inconclusive	Negative	Positive	Percent positive	Total tested
Madison	6	9	4,140	583	12%	4,732
Hamilton	1	3	3,269	567	15%	3,839
Wakulla	2	37	6,495	565	8%	7,097
Unknown	3	37	4,818	559	10%	5,414
Levy		9	5,063	546	10%	5,618
Washington	4	3	3,490	488	12%	3,981
Holmes	2	7	3,538	413	10%	3,958
Glades		2	688	389	36%	1,079
Liberty			2,654	356	12%	3,010
Baker	17	1	3,783	343	8%	4,127
Taylor	3	3	2,552	319	11%	2,874
Bradford	1	3	3,644	316	8%	3,963
Gilchrist	4	6	3,048	305	9%	3,359
Gulf	1	6	2,935	301	9%	3,242
Calhoun	1	4	1,889	278	13%	2,171
Dixie		2	2,108	247	10%	2,357
Union			3,152	206	6%	3,358
Jefferson		2	1,977	192	9%	2,171
Franklin	2	4	2,371	105	4%	2,480
Lafayette		3	755	100	12%	858
Total	3,304	5,076	3,117,738	461,379	13%	3,584,193

COVID-19: testing by laboratory

Data through Jul 29, 2020 verified as of Jul 30, 2020 at 09:25 AM

Data in this report are provisional and subject to change.

The numbers in the table below represent the number for whom test results were received by the Department of Health. A person can be tested by more than one laboratory and can have both positive and negative results. **Therefore, the sum of the numbers in each column will be larger than the total number of people tested.**

Reporting lab	Inconclusive	Negative	Positive	Percent positive	Total
LABORATORY CORPORATION OF AMERICA	972	597,712	87,992	13%	686,676
QUEST DIAGNOSTICS - TAMPA	3,679	592,922	83,511	12%	680,112
BIO REFERENCE LABORATORIES, INC	4,034	391,461	75,904	16%	471,399
GENETWORX	662	359,167	30,771	8%	390,600
REALTOX LABS LLC	1,846	182,177	30,968	14%	214,991
CURATIVE_LABS	2,026	138,154	11,065	7%	151,245
NORTHWEST LABORATORY	174	112,614	5,400	5%	118,188
ADVENT HEALTH LAB	112	101,270	13,992	12%	115,374
KORVALABS, INC	741	79,848	3,435	4%	84,024
MEDICAL DIAGNOSTIC LABORATORIES	691	72,512	10,261	12%	83,464
BIOCOLLECTIONS WORLDWIDE, INC	213	52,284	8,511	14%	61,008
MAYO CLINIC LABORATORIES	99	54,726	5,423	9%	60,248
MEMORIAL REGIONAL HOSPITAL SOUTH	18	43,502	11,110	20%	54,630
QUEST DIAGNOSTICS NICHOLS INSTITUTE, INC.	174	46,800	5,963	11%	52,937
BAYCARE LABORATORIES LLC	260	46,732	4,967	10%	51,959
BPHL-JACKSONVILLE	13	37,452	7,128	16%	44,593
SACRED HEART HOSPITAL LABORATORY	2	39,462	4,625	10%	44,089
ORLANDO REG MED CENTER CLINICAL LAB	401	38,683	4,890	11%	43,974
ELABNETWORK	1	37,065	3,023	8%	40,089
DIATHERIX LABORATORIES		35,100	4,795	12%	39,895
TAMPA GENERAL HOSPITAL	4	34,948	2,661	7%	37,613
TESTING MATTERS INC		32,780	4,540	12%	37,320
UF PATHLABS	33	35,212	1,346	4%	36,591
MAKO MEDICAL LABORATORIES	1,209	29,504	5,339	15%	36,052
VIRACOR-EUROFINS LABORATORIES		24,529	7,919	24%	32,448
ARUP LABORATORIES		29,477	2,161	7%	31,638
JACKSON MEMORIAL HOSPITAL CLINICAL LAB	79	25,250	6,041	19%	31,370
BPHL-MIAMI	198	23,286	4,646	17%	28,130
BPHL-TAMPA (SPECTRUM BLVD)	44	20,955	3,410	14%	24,409
SHANDS AT THE UNIVERSITY OF FLORIDA	82	21,712	1,116	5%	22,910
AIT LABORATORIES		19,330	2,241	10%	21,571
ST VINCENT'S MEDICAL CENTER - RIVERSIDE	1	17,060	2,023	11%	19,084
LAKELAND REGIONAL MEDICAL CENTER	40	16,986	1,943	10%	18,969
WALGREENS	9	14,757	2,417	14%	17,183
CAPE CORAL HOSPITAL CLINICAL LABORATORY		13,916	2,552	15%	16,468
BROWARD GENERAL MEDICAL CENTER-CLINICAL LAB	2	12,708	1,789	12%	14,499
SHANDS JACKSONVILLE MEDICAL CENTER INC	31	11,285	993	8%	12,309
STATLAB_MOBILE		11,495	790	6%	12,285
BAPTIST HOSPITAL OF MIAMI CLINICAL LABORATORY	5	10,196	2,071	17%	12,272
CLEVELAND CLINIC HOSPITAL LAB	4	10,460	1,048	9%	11,512
BAPTIST MEDICAL CENTER JACKSONVILLE	1	10,706	685	6%	11,392
FLORIDA HOSPITAL - TAMPA	5	10,089	996	9%	11,090
ADVENTHEALTH DAYTONA BEACH	17	10,169	736	7%	10,922
NAPLES COMMUNITY HOSPITAL	12	9,346	1,061	10%	10,419
SARASOTA MEMORIAL HOSPITAL MAIN LAB	12	8,864	840	9%	9,716
ST JOSEPHS HOSPITAL LABORATORY	7	8,565	1,130	12%	9,702
PALMETTO GENERAL HOSPITAL LAB	3	7,205	2,281	24%	9,489

COVID-19: testing by laboratory

Data through Jul 29, 2020 verified as of Jul 30, 2020 at 09:25 AM

Data in this report are provisional and subject to change.

The numbers in the table below represent the number for whom test results were received by the Department of Health. A person can be tested by more than one laboratory and can have both positive and negative results. **Therefore, the sum of the numbers in each column will be larger than the total number of people tested.**

Reporting lab	Inconclusive	Negative	Positive	Percent positive	Total
Florida_Hospital	8	7,775	1,581	17%	9,364
MOUNT SINAI MEDICAL CENTER	5	7,855	956	11%	8,816
INTEGRATED REGIONAL LABORATORIES LLP		7,401	1,380	16%	8,781
JFK MEDICAL CENTER LAB	1	6,655	1,308	16%	7,964
LABCORP BURLINGTON (ELR)	3	7,595	272	3%	7,870
MORTON PLANT HOSPITAL-ADLER INSTITUTE	7	7,172	592	8%	7,771
SAINT MARY'S MEDICAL CENTER	10	6,564	1,102	14%	7,676
NORTH FLORIDA REGIONAL MEDICAL CENTER		6,975	646	8%	7,621
UNIVERSITY OF MIAMI HOSPITAL	9	6,168	1,413	19%	7,590
NICKLAUS CHILDREN'S HOSPITAL	15	6,072	1,403	19%	7,490
BRANDON REGIONAL HOSPITAL		6,183	1,189	16%	7,372
TALLAHASSEE MEMORIAL HOSPITAL	23	6,745	578	8%	7,346
MILLENNIUM PHYSICIAN GROUP		5,968	1,287	18%	7,255
SOUTH MIAMI HOSPITAL LAB	8	6,245	978	14%	7,231
JUPITER MEDICAL CENTER LAB	31	6,205	936	13%	7,172
REAL DIAGNOSTICS	77	6,449	465	7%	6,991
SUNPATH MEDICAL DIAGNOSTICS LABORATORY	39	6,010	911	13%	6,960
ECCO LAB GROUP CO	221	5,100	1,592	23%	6,913
WELLINGTON REGIONAL MED CTR LAB	3	5,662	950	14%	6,615
MEMORIAL REGIONAL HOSPITAL CLINICAL LABORATORY	7	5,981	472	7%	6,460
FLORIDA HOSPITAL WATERMAN LABORATORY	13	5,961	481	7%	6,455
INDIAN RIVER MEDICAL CENTER LAB		6,026	373	6%	6,399
LARKIN COMMUNITY HOSPITAL	10	5,097	970	16%	6,077
PANCARE OF FLORIDA INC		5,581	290	5%	5,871
AEGIS SCIENCES CORPORATION	26	5,319	426	7%	5,771
APPLIED INGENUITY DIAGNOSTICS LLC		5,410	329	6%	5,739
BAPTIST HOSPITAL OF MIAMI MOLECULAR DIAGNOSTICS	50	4,726	711	13%	5,487
DELRAY MEDICAL CENTER	2	4,714	634	12%	5,350
HOMESTEAD HOSPITAL CLINICAL LABORATORY		4,093	1,133	22%	5,226
MEMORIAL HOSPITAL JACKSONVILLE	8	4,137	1,080	21%	5,225
ST ANTHONY'S HOSPITAL LAB	10	4,564	616	12%	5,190
ARNOLD PALMER MEDICAL CENTER CLINICAL LAB		4,931	140	3%	5,071
WINTER HAVEN HOSPITAL CLINICAL LABORATORY	1	4,106	767	16%	4,874
OSCEOLA REGIONAL MEDICAL CENTER	1	4,043	808	17%	4,852
WEST KENDALL BAPTIST HOSPITAL LABORATORY	2	3,815	963	20%	4,780
LEESBURG REGIONAL MEDICAL CENTER		4,099	510	11%	4,609
ST JOSEPHS HOSPITAL SOUTH LABORATORY	6	3,973	608	13%	4,587
GOOD SAMARITAN MEDICAL CENTER LAB	1	3,687	766	17%	4,454
MEASE COUNTRYSIDE LAB		3,965	434	10%	4,399
ORANGE PARK MEDICAL CENTER	4	3,366	909	21%	4,279
LAWNWOOD REGIONAL MEDICAL CENTER	1	3,515	677	16%	4,193
BAPTIST MEDICAL CENTER SOUTH		3,869	313	7%	4,182
GULF COAST MEDICAL CENTER MICROLAB		3,112	1,057	25%	4,169
QUEST DIAGNOSTICS NICHOLS INSTITUTE - SJC (ELR)	11	3,437	503	13%	3,951

COVID-19: testing by laboratory

Data through Jul 29, 2020 verified as of Jul 30, 2020 at 09:25 AM

Data in this report are provisional and subject to change.

The numbers in the table below represent the number for whom test results were received by the Department of Health. A person can be tested by more than one laboratory and can have both positive and negative results. **Therefore, the sum of the numbers in each column will be larger than the total number of people tested.**

Reporting lab	Inconclusive	Negative	Positive	Percent positive	Total
FLORIDA HOSPITAL HEARTLAND MED CTR CLINICAL LAB	1	3,451	347	9%	3,799
DRS CLACK SPENCER WHITE & MCCORMACK PA D/B/A		3,252	538	14%	3,790
WESTSIDE REGIONAL MED CTR	2	3,013	742	20%	3,757
HALIFAX MEDICAL CENTER LAB	10	3,201	528	14%	3,739
BAPTIST HOSPITAL LABORATORY	4	3,119	571	15%	3,694
MANATEE MEMORIAL HOSPITAL		3,280	408	11%	3,688
WEST BOCA MEDICAL CENTER LAB		3,234	400	11%	3,634
WEST FLORIDA HOSPITAL LAB		2,832	800	22%	3,632
MEMORIAL HOSPITAL WEST LABORATORY SERVICES	10	3,201	368	10%	3,579
FLORIDA HOSPITAL WESLEY CHAPEL	1	3,229	324	9%	3,554
AVENTURA HOSPITAL LAB		2,604	945	27%	3,549
Lee Memorial Hospital		2,879	645	18%	3,524
MERCY HOSPITAL A CAMPUS OF PLANTATION GEN HOSP LAB	1	2,572	938	27%	3,511
HEALTH PARK MEDICAL CENTER CLINICAL LAB		2,783	711	20%	3,494
BETHESDA HOSPITAL EAST		3,069	423	12%	3,492
CORAL GABLES HOSPITAL CLINICAL LABORATORY		2,628	864	25%	3,492
NCH NORTH NAPLES HOSPITAL LAB	1	3,073	381	11%	3,455
LARKIN COMMUNITY HOSPITAL INC DBA CARDIOTROPIC		837	2,569	75%	3,406
NEW YORK STATE ELR - SUNRISE MEDICAL LABORATORIES		3,288	77	2%	3,365
ABL MEDICAL CARE LLC		2,915	450	13%	3,365
DOCTORS HOSPITAL	2	2,656	704	21%	3,362
LARGO MEDICAL CENTER		2,892	468	14%	3,360
NORTHWEST MEDICAL CENTER	1	2,538	802	24%	3,341
OAK HILL HOSPITAL		2,976	354	11%	3,330
BROWARD HEALTH NORTH CLINICAL LABORATORY		2,850	473	14%	3,323
PALM BEACH GARDENS MEDICAL CTR LAB		2,959	335	10%	3,294
CLEVELAND CLINIC MARTIN SOUTH HOSPITAL		2,979	301	9%	3,280
CORAL SPRINGS MED CTR		2,917	350	11%	3,267
PALMS WEST HOSPITAL LAB	2	2,560	701	21%	3,263
NORTH SHORE MEDICAL CENTER		2,416	720	23%	3,136
FLORIDA HOSPITAL ZEPHYRHILLS		2,846	222	7%	3,068
QUEST DIAGNOSTICS - WEST HILLS	13	2,883	136	4%	3,032
RUTGERS CLINICAL GENOMICS LABORATORY	5	2,825	145	5%	2,975
FLORIDA HOSPITAL FLAGLER	2	2,777	181	6%	2,960
MOFFITT CANCER CENTER	5	2,922	31	1%	2,958
Capital Regional Medical Ctr		2,348	550	19%	2,898
BLAKE MEDICAL CENTER		2,313	548	19%	2,861
FLORIDA MEDICAL CENTER - A CAMPUS OF NORTH SHORE	2	2,342	460	16%	2,804
THE VILLAGES REGIONAL HOSPITAL		2,571	218	8%	2,789
REGIONAL MEDICAL CENTER BAYONET POINT	1	2,481	222	8%	2,704
FLORIDA HOSPITAL DELAND	2	2,232	469	17%	2,703
PLANTATION GENERAL HOSPITAL		1,964	715	27%	2,679
BAYFRONT MEDICAL CENTER	10	1,939	699	26%	2,648
FLORIDA HOSPITAL OF CARROLLWOOD		2,225	406	15%	2,631
NEMOURS CHILDRENS HOSPITAL		2,568	53	2%	2,621

COVID-19: testing by laboratory

Data through Jul 29, 2020 verified as of Jul 30, 2020 at 09:25 AM

Data in this report are provisional and subject to change.

The numbers in the table below represent the number for whom test results were received by the Department of Health. A person can be tested by more than one laboratory and can have both positive and negative results. **Therefore, the sum of the numbers in each column will be larger than the total number of people tested.**

Reporting lab	Inconclusive	Negative	Positive	Percent positive	Total
MARTIN HOSPITAL SOUTH LAB		2,504	90	3%	2,594
NORTHSIDE HOSPITAL AND HEART INSTITUTE		2,151	357	14%	2,508
MEDICAL CENTER OF TRINITY CLINICAL LABORATORY		2,078	387	16%	2,465
MORTON PLANT-MEASE		2,240	180	7%	2,420
LAKE CITY MEDICAL CENTER		1,841	549	23%	2,390
ST JOSEPHS NORTH HOSPITAL LAB		2,115	267	11%	2,382
OCALA REGIONAL MEDICAL CENTER		2,124	255	11%	2,379
IMPERIAL POINT MEDICAL CENTER		2,091	231	10%	2,322
BAPTIST MEDICAL CENTER - BEACHES		2,165	144	6%	2,309
LAKWOOD RANCH MEDICAL CENTER		2,008	220	10%	2,228
GULF COAST MEDICAL CENTER LAB		1,735	438	20%	2,173
DR. P. PHILLIPS HOSPITAL		2,093	42	2%	2,135
CENTRAL FLORIDA REGIONAL HOSPITAL		1,817	312	15%	2,129
ST LUCIE MEDICAL CENTER		1,685	394	19%	2,079
CARDIOTROPIC LABS		1,544	533	26%	2,077
MARTIN MEMORIAL HEALTH SYSTEM LABORATORY		1,880	154	8%	2,034
SOUTH FLORIDA BAPTIST HOSPITAL MICRO	1	1,704	314	16%	2,019
WESTCHESTER HOSPITAL	12	1,642	330	17%	1,984
QUEST DIAGNOSTICS	3	1,706	267	14%	1,976
POINCIANA MEDICAL CENTER		1,384	555	29%	1,939
SOUTH LAKE HOSPITAL CLINICAL LAB		1,835	41	2%	1,876
BAPTIST MEDICAL CENTER - NASSAU		1,729	96	5%	1,825
UNIVERSITY HOSPITAL AND MEDICAL CENTER		1,323	491	27%	1,814
MEDCOMP SCIENCES LLC	25	1,127	646	36%	1,798
FLORIDA HOSPITAL NORTH PINELLAS	5	1,659	131	7%	1,795
PHYSICIANS REGIONAL MEDICAL CENTER - PINE RIDGE RD		1,432	317	18%	1,749
INFORM DIAGNOSTICS, INC		1,663	73	4%	1,736
WEST PALM HOSPITAL LAB		1,445	252	15%	1,697
WEST MARION COMMUNITY HOSPITAL LAB		1,532	162	10%	1,694
MEMORIAL HOSPITAL- MIRAMAR	10	1,526	134	8%	1,670
QUEST NEW ENGLAND	3	1,602	57	3%	1,662
LEON MEDICAL CENTERS LLC		1,217	394	24%	1,611
ST PETERSBURG GENERAL HOSPITAL		1,168	439	27%	1,607
MEMORIAL HOSPITAL MICRO		1,419	182	11%	1,601
SOUTH SEMINOLE HOSPITAL LABORATORY		1,536	59	4%	1,595
OPTEO LABORATORY		1,502	29	2%	1,531
LEE HEALTH COCONUT POINT CLINICAL LAB	1	1,224	299	20%	1,524
MEASE DUNEDIN HOSPITAL	4	1,367	147	10%	1,518
CITRUS MEMORIAL HOSPITAL LABORATORY		1,448	60	4%	1,508
QUEST DIAGNOSTICS LENEXA	9	1,381	109	7%	1,499
UHEALTH CORAL GABLES/LENNAR MED CTR		1,383	69	5%	1,452
FULGENT DIAGNOSTICS	50	1,271	122	8%	1,443
MEMORIAL HOSPITAL PEMBROKE	3	1,264	173	12%	1,440
OVIEDO MEDICAL CENTER		1,207	232	16%	1,439
FLORIDA HOSPITAL FISH MEMORIAL		1,187	252	18%	1,439
BAPTIST NORTH EMERGENCY CENTER		1,020	417	29%	1,437
FORT WALTON BEACH MEDICAL CENTER		1,240	179	13%	1,419

COVID-19: testing by laboratory

Data through Jul 29, 2020 verified as of Jul 30, 2020 at 09:25 AM

Data in this report are provisional and subject to change.

The numbers in the table below represent the number for whom test results were received by the Department of Health. A person can be tested by more than one laboratory and can have both positive and negative results. **Therefore, the sum of the numbers in each column will be larger than the total number of people tested.**

Reporting lab	Inconclusive	Negative	Positive	Percent positive	Total
QUEST DIAGNOSTICS - ATLANTA	1	1,211	197	14%	1,409
HIALEAH HOSPITAL	3	1,025	377	27%	1,405
CLEVELAND CLINIC TRADITION HOSPITAL		1,191	159	12%	1,350
ST VINCENT'S MEDICAL CENTER - SOUTHSIDE		1,307	26	2%	1,333
DOCTORS HOSPITAL OF SARASOTA CLINICAL LABORATORY		1,155	144	11%	1,299
PALMS OF PASADENA HOSPITAL		1,093	187	15%	1,280
VISTA CLINICAL		745	532	42%	1,277
ALL CHILDREN'S HOSPITAL LAB		1,164	98	8%	1,262
CLINICORE LABS		1,112	88	7%	1,200
CLEVELAND CLINIC MARTIN NORTH HOSPITAL		1,038	161	13%	1,199
LOWER KEYS MEDICAL CENTER		1,095	101	8%	1,196
RAULERSON HOSPITAL		990	199	17%	1,189
SOUTH BAY HOSPITAL MICRO		936	177	16%	1,113
PUTNAM COMMUNITY MEDICAL CENTER		960	145	13%	1,105
ANNE BATES LEACH EYE HOSPITAL/ ABLEH MICROBIOLOGY LABORATORY		1,063	31	3%	1,094
QUEST DIAGNOSTICS - MIRAMAR	6	299	769	72%	1,074
PHYSICIANS REGIONAL MEDICAL CENTER - COLLIER BLVD	1	818	252	24%	1,071
P4 CLINICAL, LLC	14	881	157	15%	1,052
BARTOW REGIONAL MEDICAL CENTER	1	889	161	15%	1,051
AMERICAN HEALTH ASSOCIATES	5	528	502	49%	1,035
BMCT Molecular Diagnostics Subsection		820	198	19%	1,018
TWIN CITIES HOSPITAL		910	82	8%	992
LMHS		901	75	8%	976
BETHESDA HOSPITAL WEST		871	100	10%	971
NIGHT LITE PEDIATRICS		679	277	29%	956
ORLANDO VA MEDICAL CENTER		853	94	10%	947
VIKOR SCIENTIFIC	2	603	339	36%	944
SYNERGY LABORATORIES	2	865	59	6%	926
ADVENTHEALTH OCALA LABORATORY		729	180	20%	909
HIGHLANDS REGIONAL MEDICAL CENTER		759	126	14%	885
LAKESIDE MEDICAL CENTER		578	296	34%	874
FLORIDA HOSPITAL ORLANDO		745	73	9%	818
GULF BREEZE HOSPITAL LAB	1	699	108	13%	808
ST VINCENTS CLAY COUNTY		775	23	3%	798
SACRED HEART-EMERALD COAST		655	125	16%	780
QUEST DIAGNOSTICS INFECTIOUS DISEASE INC	10	295	465	60%	770
NONA SCIENTIFIC	1	619	122	16%	742
WALGREEN CO	1	645	95	13%	741
ENGLEWOOD COMMUNITY HOSPITAL		667	60	8%	727
ACCESSDX	6	365	348	48%	719
VISTA CLINICAL DIAGNOSTICS		358	349	49%	707
AVENTUS BIOLABS	1	380	324	46%	705
BIOCERNA LABS	45	487	170	24%	702
BAPTIST EMERGENCY CENTER OAKLEAF		563	118	17%	681
PWN HEALTH	3	451	217	32%	671
CAPSTONE HEALTHCARE		437	215	33%	652
ACCESS MEDICAL LABORATORIES		243	389	62%	632

COVID-19: testing by laboratory

Data through Jul 29, 2020 verified as of Jul 30, 2020 at 09:25 AM

Data in this report are provisional and subject to change.

The numbers in the table below represent the number for whom test results were received by the Department of Health. A person can be tested by more than one laboratory and can have both positive and negative results. **Therefore, the sum of the numbers in each column will be larger than the total number of people tested.**

Reporting lab	Inconclusive	Negative	Positive	Percent positive	Total
MARINERS HOSPITAL		522	79	13%	601
BAPTIST HEALTH EMERGENCY CENTER COUNTRY WALK		486	104	18%	590
QUEST DIAGNOSTICS WOOD DALE	1	527	55	9%	583
UNIVERSITY OF MIAMI HOSPITAL & CLINICS	1	518	49	9%	568
BAPTIST EMERGENCY CENTER CLAY		484	71	13%	555
PATIENTS CHOICE LABORATORIES		178	355	67%	533
PATHNOSTICS		46	484	91%	530
ORLANDO HEALTH		11	515	98%	526
EGLIN AIRFORCE BASE LAB		478	38	7%	516
NCH HEALTHCARE SYSTEM MICROBIOLOGY LAB		1	513	100%	514
VAMC ORLANDO		296	213	42%	509
LAB24 INC			504	100%	504
HEALTHQUEST ESOTERICS		74	428	85%	502
BOSTON HEART DIAGNOSTICS CORP		457	18	4%	475
BARDMOOR LABORATORY	1	400	60	13%	461
LABCORP RTP	1	41	418	91%	460
NONE		206	251	55%	457
BIOREFERENCE LABORATORIES		27	418	94%	445
LEE MEMORIAL HOSPITAL LAB			442	100%	442
MARTIN MEMORIAL HEALTH SYSTEMS LABORATORY		407	33	8%	440
QUEST	3	85	351	80%	439
PANCARE OF FLORIDA, INC			437	100%	437
AVERO DIAGNOSTICS - IRVING		377	60	14%	437
UHEALTH DEERFIELD BEACH/UMSYLVESTER DEERFIELD BEACH LABORATORY	2	408	23	5%	433
QUEST DIAGNOSTICS - IRVING	7	252	168	39%	427
TAMPA COMMUNITY HOSPITAL		273	146	35%	419
LUMINUS DIAGNOSTICS		292	110	27%	402
SOUTHEAST ALABAMA MEDICAL CENT		362	35	9%	397
ADVANCE MEDICAL OF NAPLES			397	100%	397
NCH NORTHEAST		254	143	36%	397
QUEST DIAGNOSTICS NICHOLS INSTITUTE	5	351	16	4%	372
AVECINA MEDICAL OAKLEAF		135	216	62%	351
INFORM DIAGNOSTICS		346	2	1%	348
JACKSON HOSPITAL LAB		310	28	8%	338
MEMORIAL PEMBROKE 24/7 CARE CENTER		245	89	27%	334
DESOTO MEMORIAL HOSPITAL CLINICAL LABORATORY	2	248	83	25%	333
NEW YORK STATE ELR - NORTH SHORE LONG ISLAND JEWISH HEALTH		306	22	7%	328
CLARITY LABS		276	49	15%	325
ASSURANCE SCIENTIFIC LABORATORIES		244	75	24%	319
DAVITA LABS		290	26	8%	316
MARTIN MEMORIAL LABORATORY AT ST LUCIE WEST		269	46	15%	315
PATIENTS FIRST - MAHAN DRIVE		161	152	49%	313
DYNIX DIAGNOSTICS		187	124	40%	311
APPLIED INGENUITY DIAGNOSTICS		280	27	9%	307
PHYSICIANS STAT LAB		134	166	55%	300
PATIENT'S FIRST		3	292	99%	295
NEW YORK STATE ELR - LENCO MEDICAL LABORATORY		281	13	4%	294

COVID-19: testing by laboratory

Data through Jul 29, 2020 verified as of Jul 30, 2020 at 09:25 AM

Data in this report are provisional and subject to change.

The numbers in the table below represent the number for whom test results were received by the Department of Health. A person can be tested by more than one laboratory and can have both positive and negative results. **Therefore, the sum of the numbers in each column will be larger than the total number of people tested.**

Reporting lab	Inconclusive	Negative	Positive	Percent positive	Total
BIO COLLECTIONS INC	1	151	139	48%	291
JACKSON HOSPITAL CLINICAL LABORATORY		232	57	20%	289
NEW YORK STATE ELR - NYU HOSPITALS CENTER CLINICAL LABORATORIES		274	11	4%	285
LABCORP		42	240	85%	282
ECCOLAB GROUP	1	73	201	73%	275
UAB HIGHLANDS LABORATORY		272	2	1%	274
NEW YORK STATE ELR - DEPARTMENT OF CLINICAL LABS		268	4	1%	272
MINUTECLINIC LLC #3703		237	34	13%	271
LAB CORP	1	96	154	61%	251
NORTH FLORIDA PEDIATRICS-TALLAHASSEE		218	20	8%	238
HOLY CROSS HOSPITAL LABORATORY			231	100%	231
GENESIS REFERENCE LABORATORIES		1	230	100%	231
MAKO GENOMICS		218	12	5%	230
FLO-MEDILAB SERVICES		80	146	65%	226
JAY HOSPITAL CLINICAL LABORATORY		178	47	21%	225
THERADOC		150	72	32%	222
NCF DIAGNOSTICS & DNA TECHNOLOGIES	10	14	191	89%	215
EXPRESS GENE MOLECULAR DIAGNOSTIC LABORATORY		2	213	99%	215
MEDSCAN LABORATORY INC		136	76	36%	212
BIOCERNA LLC	8	152	48	23%	208
CORE DIAGNOSTIC LABORATORIES LLC		174	32	16%	206
VAMC WEST PALM LAB		5	196	98%	201
ADVENTHEALTH LAB			193	100%	193
AVECINA MEDICAL SOUTHSIDE		110	83	43%	193
BAPTIST MD ANDERSON CANCER CENTER		191			191
MILLENNIUM PATHOLOGY			189	100%	189
HENDRY REGIONAL MEDICAL CENTER		2	186	99%	188
CURATIVE LABS		6	174	97%	180
TENNESSEE DOH - NASHVILLE	1	163	15	8%	179
ST CLOUD REGIONAL MEDICAL CENTER		126	51	29%	177
FLORIDA LABORATORY ANALYSIS		30	141	82%	171
FLAGLER HOSPITAL	3	17	149	88%	169
LABCORP TAMPA	1	16	152	90%	169
UNKNOWN		12	156	93%	168
HOLMES REGIONAL MEDICAL CENTER		3	163	98%	166
PATHGROUP LABS LLC		90	74	45%	164
SUNRISE MEDICAL LABORATORIES		118	45	28%	163
GENESIS MEDICAL LABORATORY MIAMI FL.		78	85	52%	163
NITE LITE PEDIATRICS		97	63	39%	160
ORLANDO VETERANS AFFAIRS MEDICAL CENTER		32	127	80%	159
NEW YORK STATE ELR - NEW YORK PRESBYTERIAN HOSPITAL CUMC CLINICAL		145	13	8%	158
ORLANDO VAMC		79	72	48%	151
SMA SPECIALITY MEDICAL LAB		53	96	64%	149
NCH HEALTHCARE BONITA		97	51	34%	148
SANFORD REFERENCE LAB		147	1	1%	148
MEDARBOR DIAGNOSTICS		1	147	99%	148
AKESOGEN		137	11	7%	148

COVID-19: testing by laboratory

Data through Jul 29, 2020 verified as of Jul 30, 2020 at 09:25 AM

Data in this report are provisional and subject to change.

The numbers in the table below represent the number for whom test results were received by the Department of Health. A person can be tested by more than one laboratory and can have both positive and negative results. **Therefore, the sum of the numbers in each column will be larger than the total number of people tested.**

Reporting lab	Inconclusive	Negative	Positive	Percent positive	Total
ASCEND CLINICAL		138	4	3%	142
BAY PINES VAMC CLINICAL LABORATORY		3	139	98%	142
JAMES A. HALEY VETERANS MICRO LAB			141	100%	141
AVECINA MEDICAL JULINGTON		52	87	63%	139
NEW YORK STATE ELR - MOUNT SINAI LABORATORY		130	8	6%	138
FLORIDA HOSPITAL WAUCHULA		70	68	49%	138
BUREAU OF CLINICAL LABORATORIES		116	21	15%	137
PATIENTS FIRST LAKE ELLA MEDICAL CENTER PA		74	63	46%	137
VETERANS AFFAIRS MEDICAL CENTER LAB		1	134	99%	135
LABTECH DIAGNOSTIC		83	52	39%	135
UAB UNIVERSITY OF ALABAMA HOSPITAL LAB		127	5	4%	132
MEMPHIS PATHOLOGY LABORATORY	1	124	5	4%	130
NEW YORK STATE ELR - NEW YORK HOSPITAL LABORATORIES	1	122	6	5%	129
QUALITOX LABORATORIES		96	33	26%	129
NEO GENOMICS - FORT MYERS	1	124	4	3%	129
BMHSI-AEL MICROBIOLOGY LABORATORY	2	102	24	19%	128
GESSLER CLINIC			121	100%	121
C.W. BILL YOUNG VA MEDICAL CENTER		4	116	97%	120
MAVERICK LABS		48	72	60%	120
MILLENNIUM PATHOLOGY/MICROBIOLOGY LABORATORY			120	100%	120
LEHIGH REGIONAL MEDICAL CENTER LAB		105	14	12%	119
UNITED CLINICAL LABORATORY LLC		2	117	98%	119
MOLECULAR INFECTIOUS DISEASES		112	3	3%	115
PALM BEACH COUNTY HEALTH DEPT LAB		112	2	2%	114
ASAP LAB LLC		90	23	20%	113
ALLIED HEALTH FORT PIERCE		112			112
WUESTHOFF REF LABORATORY			110	100%	110
INTEGRATED REGIONAL LABORATORIES		99	11	10%	110
MEDICAL DIAGNOSTICS LABORATORIES,INC		17	89	84%	106
MILLENNIUM LAB SERVICES			106	100%	106
ADVENT HEALTH DAYTONA		1	103	99%	104
CENTRA CARE		1	101	99%	102
NEW YORK STATE ELR - ENZO CLINICAL LABS INC		98	1	1%	99
TEMPUS CLINICAL LABORATORY		86	13	13%	99
ACUTIS DIAGNOSTICS	1	81	16	16%	98
VAMC BAY PINES		1	96	99%	97
STEWART REFERENCE LABORATORY			97	100%	97
SPARROW HEALTHCARE		1	95	99%	96
ROSEN MEDICAL CENTER		87	9	9%	96
ST JUDE CHILDREN'S RESEARCH HOSPITAL		84	11	12%	95
CURATIVE LABS INC		12	82	87%	94
FLORIDA HOSPITAL HEARTLAND MED CTR LAKE PLACID		69	25	27%	94
IRL MARKET LAB		60	34	36%	94
SANTA ROSA MEDICAL CENTER		1	93	99%	94
DIAGNOSTIC SOLUTIONS		3	90	97%	93
UR MEDICINE LABS- CENTRAL LABORATORY		90	2	2%	92
USAFSAM/PHE		23	69	75%	92

COVID-19: testing by laboratory

Data through Jul 29, 2020 verified as of Jul 30, 2020 at 09:25 AM

Data in this report are provisional and subject to change.

The numbers in the table below represent the number for whom test results were received by the Department of Health. A person can be tested by more than one laboratory and can have both positive and negative results. **Therefore, the sum of the numbers in each column will be larger than the total number of people tested.**

Reporting lab	Inconclusive	Negative	Positive	Percent positive	Total
MICROGEN DX		1	91	99%	92
LEON MEDICAL CENTER		1	88	99%	89
HOLIDAY CVS LLC DBA CVS PHARMACY #5154		84	4	5%	88
GENETWORKX		15	72	83%	87
CENTRACARE		1	85	99%	86
MARTIN MEMORIAL MEDICAL CENTER LAB		12	71	86%	83
ASSOCIATED PATHOLOGISTS, LLC		63	18	22%	81
FLORIDA WOMAN CARE LABORATORY LLC		65	15	19%	80
AMERICAN PATHOLOGY PARTNERS		77	1	1%	78
PREMIER MEDICAL LABORATORY SERVICES			78	100%	78
BAPTIST HEALTH SOUTH FLORIDA		4	73	95%	77
AMELIA URGENT CARE		4	71	95%	75
PHAROS HEALTH		5	69	93%	74
MAYO CLINIC LABS - ROCHESTER MAIN CAMPUS		71	1	1%	72
FLORIDA COMMUNITY HEALTH CENTERS INC			72	100%	72
GARCIA CLINICAL LABORATORY		1	69	99%	70
AVERO DIAGNOSTICS		51	18	26%	69
Highlands Regional Hospital		63	6	9%	69
FAST TRACK URGENT CARE CENTER			68	100%	68
REAL DIAGNOSTIC	1	40	26	39%	67
LABCORP BURLINGTON (LPP)		16	51	76%	67
AEL- MEMPHIS		17	50	75%	67
QPS, LLC		66	1	1%	67
CENTRAL FLORIDA HEALTH CARE		46	21	31%	67
VAMC LAKE CITY		51	16	24%	67
PACIFIC ANALYTICS			65	100%	65
DAVITA LABORATORY SERVICES		48	14	23%	62
HOLY CROSS HOSPITAL		1	61	98%	62
SACRED HEART HOSPITAL ON THE GULF		28	32	53%	60
ADVENTHEALTH CENTRA CARE OVIEDO		19	40	68%	59
PRIVA PATH LABS			59	100%	59
FINLAY CLINICAL LABORATORY		24	34	59%	58
ORLANDO VA PALMS		2	56	97%	58
HEALTH FIRST-HOLMES REGIONAL			58	100%	58
GENE BY GENE			56	100%	56
HOSPITAL FOR SPECIAL SURGERY		54	1	2%	55
NAVY HOSPITAL			55	100%	55
BROWARD HEALTH MEDICAL CENTER		1	53	98%	54
NEW YORK STATE ELR - WADSWORTH HEALTH CENTER		49	3	6%	52
TOM LEE COMMUNITY HEALTH CENTER		1	50	98%	51
SARASOTA CO. HEALTH DEPT # 58		40	11	22%	51
P4 DIAGNOSTIX LABORATORY NETWORK		1	48	98%	49
INTEGRITY LABORATORIES			49	100%	49
VAMC GAINESVILLE		2	47	96%	49
MILLENIUM PHYSICIANS GROUP			49	100%	49
ARTHREX MEDICAL CENTER		28	20	42%	48
ARCPPOINT LABS OF WEST PALM BEACH			48	100%	48

COVID-19: testing by laboratory

Data through Jul 29, 2020 verified as of Jul 30, 2020 at 09:25 AM

Data in this report are provisional and subject to change.

The numbers in the table below represent the number for whom test results were received by the Department of Health. A person can be tested by more than one laboratory and can have both positive and negative results. **Therefore, the sum of the numbers in each column will be larger than the total number of people tested.**

Reporting lab	Inconclusive	Negative	Positive	Percent positive	Total
CLINICAL REFERENCE LABORATORY		44	4	8%	48
BAYCARE LAB		1	46	98%	47
VHA PUBLIC HEALTH REFERENCE LABORATORY- PALO ALTO		27	19	41%	46
NEW YORK STATE ELR - EMPIRECITY LABORATORIES		39	7	15%	46
H LEE MOFFITT CANCER CENTER MICRO		46			46
HURLBURT FIELD CLINIC		23	23	50%	46
BAYCARE HEALTH SYSTEM		1	44	98%	45
BIOREFERENCE LABORATORY		1	44	98%	45
DYNAMIC MEDICAL USA			44	100%	44
MID-FLORIDA PATHOLOGY		23	21	48%	44
BAYFRONT HEALTH BROOKSVILLE			43	100%	43
FLORIDA CLINICAL LABORATORY-BIOREFERENCE LABORATORIES		2	40	95%	42
MORTON PLANT HOSPITAL			41	100%	41
SMA MEDICAL LABORATORY		8	33	80%	41
QUEST TAMPA (NEW YORK ELR)		32	9	22%	41
SOLARIS DIAGNOSTICS		2	38	95%	40
DEPARTMENT OF VETERANS AFFAIRS JAMES A. HALEY VETERANS HOSPITAL			40	100%	40
FISHERMENS HOSPITAL CLINICAL LAB		37	2	5%	39
FLORIDA HOSPITAL NEW SMYRNA		4	35	90%	39
TALLAHASSEE PRIMARY CARE ASSOCIATES		35	4	10%	39
EGLIN REGIONAL MEDICAL CENTER		4	35	90%	39
AMELIA EXPRESS CARE		2	37	95%	39
RCA LABORATORY SERVICES, LLC		8	30	79%	38
REFUAH HEALTH CENTER LABORATORY		37			37
USA HEALTH UNIVERSITY HOSPITAL CLINICAL LABORATORY		36	1	3%	37
PROVIDENCE HOSPITAL LABORATORY		36	1	3%	37
ALL CHILDREN'S HOSPITAL/LAB			37	100%	37
ADVENT HEALTH CENTRA CARE: WATERFORD LAKES		3	33	92%	36
ADVENT HEALTH CENTRA CARE LONGWOOD			36	100%	36
NEW YORK STATE ELR - KALEIDA HEALTH CENTER FOR LABORATORY		31	4	11%	35
IRL		4	31	89%	35
ST. CLOUD MEDICAL GROUP		35			35
325TH MEDICAL GROUP			34	100%	34
EXACT SCIENCES LABORATORIES		34			34
LAB CORP RTP	1	2	31	91%	34
DESOTO MEMORIAL HOSPITAL LAB			33	100%	33
NEW YORK STATE ELR - MONTEFIORE MEDICAL CENTER LABORATORIES - MOSES		26	7	21%	33
AMERICAN RESEARCH LABS		1	32	97%	33
CAREMOUNT MEDICAL - PATHOLOGY		33			33
BAYFRONT HEALTH ER PINELLAS PARK		17	16	48%	33
LAB CORP TAMPA			33	100%	33
FULGENT GENETICS	1	16	16	48%	33
EAST MANATEE FAMILY	1		32	97%	33
VA MEDICAL CENTER		7	26	79%	33
GULF COAST MOLECULAR LABORATORIES		13	19	59%	32
AVELLINO LAB USA, INC		30	2	6%	32
GENPATH			32	100%	32

COVID-19: testing by laboratory

Data through Jul 29, 2020 verified as of Jul 30, 2020 at 09:25 AM

Data in this report are provisional and subject to change.

The numbers in the table below represent the number for whom test results were received by the Department of Health. A person can be tested by more than one laboratory and can have both positive and negative results. **Therefore, the sum of the numbers in each column will be larger than the total number of people tested.**

Reporting lab	Inconclusive	Negative	Positive	Percent positive	Total
ALLSOUTH URGENT CARE			31	100%	31
BioReference Laboratories, Inc		21	10	32%	31
QUEST DIAGNOSTICS-VERO BEACH-37TH ST		31			31
MEDICAL DIAGNOSTIC LAB		1	30	97%	31
MORTON PLANT HOSPITAL/LAB		1	30	97%	31
LABCORP BIRMINGHAM		4	27	87%	31
NAVAL HOSPITAL - JACKSONVILLE		1	29	97%	30
SEBASTIAN RIVER MEDICAL CENTER		8	22	73%	30
EXPERTUS LABORATORIES INC		9	21	70%	30
UNKNOWN - BAD FACILITY CODE		2	28	93%	30
CLINICAL RESEARCH SEQUENCING PLATFORM			29	100%	29
FAWCETT MEMORIAL HOSPITAL-LAB		1	28	97%	29
MOBILE INFIRMARY MED CENTER PATH LAB		27	2	7%	29
HUNTSVILLE HOSPITAL LABORATORY		21	7	25%	28
SOUTH LAKE HOSPITAL		1	27	96%	28
HEALTH FIRST-PALM BAY			28	100%	28
QUEST DIAGNOSTIC INC	1	3	24	86%	28
P4CLINICAL	3	2	23	82%	28
ST VINCENT'S BIRMINGHAM LABORATORY		27			27
TAMPA GENERAL HOSPITAL CLINICAL LAB			27	100%	27
NIGHT LITE PEDIATRICS URGENT CARE		3	24	89%	27
TRADITION MEDICAL CENTER LABORATORY		7	20	74%	27
FINLAY CLINICAL LABORATORY INC		26	1	4%	27
LABFIRST - DEPARTMENT OF PATHOLOGY		26			26
CDC		17	9	35%	26
ST JOSEPHS CHILDRENS OUTREACH			26	100%	26
INTERLAB		1	25	96%	26
ACCU REFERENCE MEDICAL LAB			26	100%	26
NEW YORK STATE ELR - WHITE PLAINS HOSPITAL CENTER LAB		26			26
SUNCOAST LABS			26	100%	26
QUEST DIAGNOSTICS NICHOLS INSTITUTE- LPP		3	22	88%	25
MACDILL AFB HOSPITAL		19	6	24%	25
Quest Diag Unspecifd		4	21	84%	25
CAPITAL REGIONAL MEDICAL CENTER		1	24	96%	25
LABORATORY CORP OF AMERICA	1	5	19	76%	25
ORLANDO REGIONAL MEDICAL CENTER		1	23	96%	24
NEW YORK STATE ELR - STONY BROOK UNIVERSITY MEDICAL CENTER		21	3	13%	24
QDX PATHOLOGY SERVICES		14	10	42%	24
UNITED CLINICAL LABS			24	100%	24
MY CLINICAL LAB			24	100%	24
NEW PLANT CITY FAMILY CARE		2	22	92%	24
GENESIS LABORATORY MANAGEMENT			24	100%	24
MACDILL AIRFORCE BASE MICRO		20	3	13%	23
LABORATORY DYNAMICS		20	3	13%	23
BAYFRONT		21	2	9%	23
JACKSON MEMORIAL HOSPITAL		1	22	96%	23
CAPE CANAVERAL HOSPITAL			23	100%	23

COVID-19: testing by laboratory

Data through Jul 29, 2020 verified as of Jul 30, 2020 at 09:25 AM

Data in this report are provisional and subject to change.

The numbers in the table below represent the number for whom test results were received by the Department of Health. A person can be tested by more than one laboratory and can have both positive and negative results. **Therefore, the sum of the numbers in each column will be larger than the total number of people tested.**

Reporting lab	Inconclusive	Negative	Positive	Percent positive	Total
CHILDREN'S HOSPITAL OF ALABAMA		22			22
MIAMI VAMC			22	100%	22
ST. ANTHONY'S HOSPITAL			22	100%	22
LAB PLUS, LLC AT SAINT THOMAS WEST HOSPITAL		14	8	36%	22
QUEST DIAGNOSTICS INC.			22	100%	22
US BIOTEK LABORATORIES			22	100%	22
NEW YORK STATE ELR - NEWYORK-PRESBYTERIAN/QUEENS DIAGNOSTIC		21	1	5%	22
NEW YORK STATE ELR - CATHOLIC HEALTH SYSTEM DEPT LABORATORY		22			22
NXGEN MDX		18	4	18%	22
GRAVITY DIAGNOSTICS		14	8	36%	22
PENNSYLVANIA DEPT OF HEALTH		19	3	14%	22
PATRICK AIR FORCE BASE		1	20	95%	21
ASSOCIATED CLINICAL LABORATORIES		20	1	5%	21
LABORATORY SPECIALISTS OF MICHIGAN			21	100%	21
NEW YORK STATE ELR - QUEST DIAGNOSTICS NICHOLS		19	2	10%	21
POPLAR HEALTHCARE PLLC LAB	1	10	10	48%	21
ST. JOSEPH HOSPITAL LAB			21	100%	21
BROWARD HEALTH CORAL SPRINGS EPIDEMIOLOGY DEPT			20	100%	20
ST. CLOUD HOSPITAL		20			20
SMA SPECIALTY MEDICAL LAB			20	100%	20
ST. MARY'S MEDICAL CENTER LAB			20	100%	20
ASSOCIATED PATHOLOGISTS		16	4	20%	20
MIAMI BEACH COMMUNITY HEALTH CENTER			20	100%	20
HEALTHLINK DIAGNOSTIC LABORATORIES		1	19	95%	20
ADVENT HEALTH FISH MEMORIAL		2	17	89%	19
SANFORD LABORATORIES		19			19
VA		15	4	21%	19
INTEGRATED REGIONAL LABORATORIES - LARGO			19	100%	19
MED HEALTH SERVICES		18	1	5%	19
KENDALL REGIONAL MEDICAL CENTER LAB			19	100%	19
MED ARBOR			18	100%	18
PALM BAY HOSPITAL		1	17	94%	18
UNIVERSITY HEALTH SYSTEM INC		16	2	11%	18
STONE WASH CLINICAL LABORATORIES		2	16	89%	18
CORE DIAGNOSTIC LABORATORIES			18	100%	18
CITRUS MEMORIAL HEALTH SYSTEM LAB		1	17	94%	18
INTERCOASTAL MEDICAL GROUP			18	100%	18
PATHGROUP LABS			18	100%	18
PALO ALTO VA MEDICAL CENTER		1	17	94%	18
WATSON CLINIC LLP SOUTH			17	100%	17
NEW YORK STATE ELR - UNIVERSITY HOSPITAL, STONY BROOK SOUTHAMPTON		17			17
RDX BIOSCIENCE,			17	100%	17
ARUP		4	13	76%	17
PARRISH MEDICAL CENTER		1	16	94%	17
ARCPOINT LABS OF TAMPA		1	16	94%	17
VIERA HOSPITAL			17	100%	17

COVID-19: testing by laboratory

Data through Jul 29, 2020 verified as of Jul 30, 2020 at 09:25 AM

Data in this report are provisional and subject to change.

The numbers in the table below represent the number for whom test results were received by the Department of Health. A person can be tested by more than one laboratory and can have both positive and negative results. **Therefore, the sum of the numbers in each column will be larger than the total number of people tested.**

Reporting lab	Inconclusive	Negative	Positive	Percent positive	Total
MIAMI VA HEALTHCARE SYSTEM			17	100%	17
CLEVELAND CLINIC FOUNDATION		9	8	47%	17
SMA LAB		3	13	81%	16
FIRST CHOICE URGENT CARE			16	100%	16
SCIONLAB SERVICES LLC		14	2	13%	16
SHORELINE PHYSICIAN GROUP			16	100%	16
TGH		1	15	94%	16
DOCTOR'S MEMORIAL HOSPITAL		1	15	94%	16
MADISON CORE LABORATORIES		15	1	6%	16
NEW YORK STATE ELR - BROOKDALE UNIVERSITY HOSPITAL		16			16
QUEST DIAGNOSTICS INCORPORATED			15	100%	15
CENTRA CARE CONWAY			15	100%	15
IPSUM DIAGNOSTICS			15	100%	15
GENESIS DIAGNOSTICS			15	100%	15
FLORIDA DEPARTMENT OF HEALTH		10	5	33%	15
AURORA DIAGNOSTICS BERNHARDT LABORATORIES PATHOLOGY SERVICE		15			15
QUESTDIAGNOSTICS INCORPORATED		1	14	93%	15
QUEST DIAGNOSTICS NICHOLS INSTITUTE - SJC (LPP)		10	5	33%	15
LABCORP INC		2	13	87%	15
SEVEN RIVERS REGIONAL MEDICAL CENTER		4	11	73%	15
PRIDE DIAGNOSTICS		13	2	13%	15
DOCTORS MEMORIAL HOSPITAL		7	8	53%	15
NEW YORK STATE ELR - WESTCHESTER MEDICAL CENTER		15			15
NEW YORK STATE ELR - WILSON MEMORIAL REGIONAL MEDICAL CENTER		14	1	7%	15
LECONTE MEDICAL CENTER LAB		12	3	20%	15
PHYSICIANS REGIONAL HEALTHCARE SYSTEM			15	100%	15
DIATHERIX		13	2	13%	15
FLORIDA MEDICAL CLINIC		1	14	93%	15
HEALTH CENTRAL HOSPITAL			14	100%	14
OUT OF STATE		14			14
EMERGENCY PHYSICIANS MEDICAL CENTER			14	100%	14
GRAVITY DIAGNOSTICS, LLC		5	9	64%	14
NEW YORK STATE ELR - ROCHESTER GENERAL HOSPITAL LABORATORY		13	1	7%	14
MILLENNIUM PHYSICIAN GROUP LCC			14	100%	14
TIDE LABORATORIES		4	10	71%	14
PARK WEST MEDICAL CENTER		13	1	7%	14
SUNTREE INTERNAL MEDICINE		14			14
BIO REFERNCE LABORATORIES		3	11	79%	14
ST FRANCIS HOSPITAL		10	3	23%	13
NORTH SHORE UNIVERSITY HOSPITAL LABORATORY		12	1	8%	13
ST. JOSEPHS HOSPITAL			13	100%	13
BAPTIST SOUTH MEDICAL CENTER		2	11	85%	13
DIAGNOSTIC LABORATORY OF OKLAHOMA		13			13
XERA MED RESEARCH			13	100%	13
VENICE REGIONAL MEDICAL LAB SERVICES			13	100%	13
JACKSON HEALTH SYSTEM			13	100%	13
MEDCOMP SCIENCES			13	100%	13

COVID-19: testing by laboratory

Data through Jul 29, 2020 verified as of Jul 30, 2020 at 09:25 AM

Data in this report are provisional and subject to change.

The numbers in the table below represent the number for whom test results were received by the Department of Health. A person can be tested by more than one laboratory and can have both positive and negative results. **Therefore, the sum of the numbers in each column will be larger than the total number of people tested.**

Reporting lab	Inconclusive	Negative	Positive	Percent positive	Total
VAMC			13	100%	13
CAYUGA MEDICAL CENTER AT ITHACA		11	2	15%	13
SELECT LABORATORIES MARION COUNTY, LLC.			12	100%	12
BIO-REFERENCE LABORATORIES			12	100%	12
FLORIDA DEPT OF HEALTH		4	8	67%	12
WUESTHOFF MEDICAL CENTER-MELBOURNE			12	100%	12
QUEST DIAGNOSTICS-N ST PETERSBURG-5TH			12	100%	12
CBS LABORATORY		1	11	92%	12
REDITUS LABORATORIES			12	100%	12
BAY MEDICAL CENTER SACRED HEART HEALTH SYSTEM			12	100%	12
TOTAL RENAL LABORATORIES INC		7	5	42%	12
NEW YORK STATE ELR - QUEST DIAGNOSTICS INCORPORATED		9	3	25%	12
PROTEUS MOLECULAR AND CLINICAL LAB		8	4	33%	12
NEW YORK STATE ELR - LENOX HILL HOSPITAL		11	1	8%	12
DOH		1	11	92%	12
MOLECULAR TESTING LABS			12	100%	12
ADVANCED URGENT CARE		10	2	17%	12
BROWARD DIALYSIS			12	100%	12
WHITE WILSON MEDICAL CENTER CLINIC			12	100%	12
DEPARTMENT OF VETERANS AFFAIRS MEDICAL CENTER			12	100%	12
TEN HEALTHCARE		2	9	82%	11
BAPTIST CLAY			11	100%	11
LAB INTERMARKET FACILITY LAB			11	100%	11
SUNQUEST		2	9	82%	11
MOFFITT CANCER CENTER		9	2	18%	11
HEALTH FIRST-VIERA HOSPITAL			11	100%	11
DELRAY MEDICAL CENTER LAB			11	100%	11
CLARITY LAB SOLUTIONS		3	8	73%	11
FLORIDA COMMUNITY HEALTH CENTER OF ST. LUCIE			11	100%	11
LABCORP - CLEARWATER		3	8	73%	11
NIGHT LITE PEDIATRICS WINTER GARDEN		7	4	36%	11
AMERICAN ESOTERIC LABORATORIES			11	100%	11
INDIAN RIVER MEDICAL CENTER		11			11
ESCAMBIA COMMUNITY CLINIC			11	100%	11
MEDICAL LABORATORY DIAGNOSTICS			10	100%	10
BROWARD HEALTH CARE			10	100%	10
UPMC CHAUTAUQUA AT WCA LABORATORY		10			10
HEALTH FIRST CAPE CANAVERAL HOSPITAL			10	100%	10
LABCORP - MIAMI		4	6	60%	10
PARKWEST MEDICAL CENTER		9	1	10%	10
UVMMC MICROBIOLOGY		10			10
LAKE BALDWIN CBOC		9	1	10%	10
NORTH OKALOOSA MEDICAL CENTER			10	100%	10
SELECT REFERENCE LABORATORIES, LLC			10	100%	10
BAYCARE OUTREACH LABORATORY SERVICES		1	9	90%	10
VENICE REGIONAL MEDICAL CENTER			10	100%	10
NEW YORK STATE ELR - BRONX LEBANON HOSPITAL-MEDICAL CENTER		9	1	10%	10

COVID-19: testing by laboratory

Data through Jul 29, 2020 verified as of Jul 30, 2020 at 09:25 AM

Data in this report are provisional and subject to change.

The numbers in the table below represent the number for whom test results were received by the Department of Health. A person can be tested by more than one laboratory and can have both positive and negative results. **Therefore, the sum of the numbers in each column will be larger than the total number of people tested.**

Reporting lab	Inconclusive	Negative	Positive	Percent positive	Total
NEW JERSEY DEPARTMENT OF HEALTH COMMUNICABLE DISEASE SERVICE		3	7	70%	10
JACKSON NORTH MEDICAL CENTER		1	8	89%	9
FLORIDA HOSPITAL LABS			9	100%	9
PRECISION HEALTH SOLUTIONS LAB			9	100%	9
JEFFERY WEINZWEIG			9	100%	9
EAST ALABAMA MEDICAL CENTER LABORATORY		6	3	33%	9
MICHIGAN DEPARTMENT OF HEALTH AND HUMAN SERVICES			9	100%	9
NEW YORK STATE ELR - CATHOLIC HEALTH SERVICES REGIONAL LABORATORY		7	2	22%	9
PERSONALIZED GENETIC TESTING			9	100%	9
BAYFRONT HEALTH SPRING HILL			9	100%	9
WESTPAC LABS			9	100%	9
NEW YORK STATE ELR - GOOD SAMARITAN HOSPITAL LABORATORY		9			9
QUEST INFECTIOUS DISEASE	1	4	4	44%	9
CORE LABORATORY		1	8	89%	9
ST VINCENTS MEDICAL CENTER RIVERSIDE NURSING			8	100%	8
CONSOLIDATED LAB SERVICES		8			8
THE COMMONWEALTH OF MASSACHUSETTS			8	100%	8
NORTH CAROLINA DEPARTMENT OF HEALTH & HUMAN SERVICES			8	100%	8
CENTRA CARE - SAND LAKE			8	100%	8
BOND CLINIC			8	100%	8
NEW YORK STATE ELR - NORTH CENTRAL BRONX HOSP		7	1	13%	8
NEW YORK STATE ELR - JAMES J PETERS VA MEDICAL CENTER		6	2	25%	8
POARCH BANC CREEK INDIANS TRIBAL HEALTH DEPARTMENT			8	100%	8
SPORTS DRUG TESTING LABORATORY			8	100%	8
MAYO CLINIC DEPT OF LAB MED PATHOLOGY			8	100%	8
SOUTHEAST FAMILY HEALTHCARE CENTER			8	100%	8
ST MARY'S MEDICAL CENTER		1	7	88%	8
ST JOSEPHS HOSPITAL			8	100%	8
DEVANSH LAB WERKS INC		6	2	25%	8
ST JOSEPH'S HEALTHLINE		1	7	88%	8
NEW YORK STATE ELR - SARATOGA HOSPITAL LABORATORY		8			8
Diatherix Laboratories, LLC		2	6	75%	8
UMHC/SYLVESTER AT KENDALL		1	7	88%	8
HUNTINGTON HOSPITAL LABORATORY		7	1	13%	8
NEW YORK STATE ELR - LOURDES HOSPITAL INC		8			8
DOCTOR'S IN HOUSE LAB			8	100%	8
GENEUS DIAGNOSTICS			8	100%	8
MINUTE CLINIC INCORPORATE		7	1	13%	8
STATE LAB		1	7	88%	8
NEXT MOLECULAR ANALYTICS			8	100%	8
ADVENTHEALTH PALM COAST			8	100%	8
WATSON CLINIC LLP MAIN			7	100%	7
X-GENE MOLECULAR LABS		1	6	86%	7
LABCORP OF AMERICA		2	5	71%	7
TYNDALL AFB			7	100%	7
WOLFSON CHILDREN'S HOSPITAL			7	100%	7
NEW YORK STATE ELR - ERIE COUNTY MEDICAL CTR CLINICAL LABS		7			7

COVID-19: testing by laboratory

Data through Jul 29, 2020 verified as of Jul 30, 2020 at 09:25 AM

Data in this report are provisional and subject to change.

The numbers in the table below represent the number for whom test results were received by the Department of Health. A person can be tested by more than one laboratory and can have both positive and negative results. **Therefore, the sum of the numbers in each column will be larger than the total number of people tested.**

Reporting lab	Inconclusive	Negative	Positive	Percent positive	Total
ST CATHERINE OF SIENA HOSPITAL		7			7
NORTH BAY HOSPITAL			7	100%	7
NORTHWELL HEALTH PLAINVIEW HOSPITAL LABORATORY		5	2	29%	7
NEW YORK STATE ELR - ST PETER'S BENDER LABORATORY		7			7
NORTH FLORIDA/SOUTH GEORGA VETERANS HEALTH SYSTEM			7	100%	7
PRATTVILLE BAPTIST HOSPITAL		6	1	14%	7
ORMOND BEACH CENTRA CARE			7	100%	7
PROMEDICA LABORATORIES		7			7
NEW YORK STATE ELR - VASSAR BROTHERS MEDICAL CENTER LABORATORY		7			7
AMERICAN HEALTH ASSOCIATES OF TAMPA			7	100%	7
NO NAME		5	2	29%	7
BIOFIRE			7	100%	7
BAYA URGENT CARE			7	100%	7
BAYFRONT HEALTH PORT CHARLOTTE			7	100%	7
BAYONET POINT MEDICAL CENTER			7	100%	7
HIGHLANDS MEDICAL CENTER		7			7
FLORIDA DEPARTMENT OF HEALTH IN LAKE COUNTY		3	4	57%	7
LONGLEAF DIAGNOSTIC LABORATORIES		2	5	71%	7
DYNAMIC DNA LAB			7	100%	7
SOUTHEAST ALABAMA MEDICAL CENTER			7	100%	7
SYLVESTER AT PLANTATION LABORATORY		6	1	14%	7
CLINICAL PATHOLOGY LABORATORIES, INC.			7	100%	7
BOCA BIOLISTICS REFERENCE LABORATORY			7	100%	7
LAKE CITY VETERANS HOSPITAL			7	100%	7
FLORIDA CLINICAL LAB			6	100%	6
ST. JOSEPH'S HOSPITAL LAB			6	100%	6
ADVENT HEALTH -TAMPA			6	100%	6
CLEVELAND CLINIC			6	100%	6
ST VINCENT'S EAST LABORATORY		6			6
ST JOSEPH HOSPITAL		5	1	17%	6
LEE COUNTY HEALTH DEPARTMENT		4	2	33%	6
PATHOGENIUS LABORATORIES		2	4	67%	6
CANTON-POTSDAM HOSPITAL LABORATORY		6			6
SACRED HEART HEALTH SYSTEM			6	100%	6
BAYCARE LABORATORIES			6	100%	6
SOUTH SEMINOLE HOSPITAL		1	5	83%	6
ADVENTHEALTH CENTRA CARE ORMOND BEACH			6	100%	6
SHELBY COUNTY HEALTH CARE CORPORATION		4	2	33%	6
ROCKLEDGE			6	100%	6
INTEGRITY LABORATORIES, LLC		5	1	17%	6
ADVENT HEALTH SEBRING			6	100%	6
ARCHBOLD MEMORIAL HOSPITAL/LAB		3	3	50%	6
PENSACOLA PEDIATRICS			6	100%	6
TRUGENX			6	100%	6
LEE MEMORIAL LAB GULF COAST			6	100%	6
LABCORP NEW PORT RICHEY			6	100%	6
MICHIGAN DEPARTMENT OF COMMUNITY HEALTH		1	5	83%	6

COVID-19: testing by laboratory

Data through Jul 29, 2020 verified as of Jul 30, 2020 at 09:25 AM

Data in this report are provisional and subject to change.

The numbers in the table below represent the number for whom test results were received by the Department of Health. A person can be tested by more than one laboratory and can have both positive and negative results. **Therefore, the sum of the numbers in each column will be larger than the total number of people tested.**

Reporting lab	Inconclusive	Negative	Positive	Percent positive	Total
HEALTHMARK REGIONAL HOSPITAL LAB		2	4	67%	6
CONNECTICUT DEPARTMENT OF HEALTH		5	1	17%	6
FLORIDA WOMAN CARE LABORATORY			6	100%	6
FLORIDA DEPARTMENT OF HEALTH IN HILLSBOROUGH COUNTY			6	100%	6
WUESTHOFF MEMORIAL HOSPITAL			6	100%	6
CREATIVE TESTING SOLUTIONS			6	100%	6
TRUE HEALTH DIAGNOSTICS		1	5	83%	6
NEW YORK STATE ELR - JAMAICA HOSPITAL MEDICAL CENTER		6			6
UNIVERSITY HOSPITAL - STONY BROOK EASTERN		6			6
CHEMISYS LABORATORIES			5	100%	5
LABCORP - NAPLES			5	100%	5
PALM BEACH PATHOLOGY		4	1	20%	5
BOCA RATON REGIONAL HOSPITAL LAB			5	100%	5
MINUTECLINIC DIAGNOSTIC OF RHODE ISLAND, LLC #729		4	1	20%	5
ST ANTHONY NORTH			5	100%	5
BROWARD COUNTY HEALTH DEPT.			5	100%	5
XRL SXF REF LAB		5			5
AEL KNOXVILLE			5	100%	5
ARNOT OGDEN MEDICAL CENTER LABORATORY		5			5
NEW YORK STATE ELR - HUDSON VALLEY HOSPITAL CENTER LABORATORY		4	1	20%	5
MONTEFIORE NEW ROCHELLE HOSPITAL		5			5
NEW YORK STATE ELR - SOUTHSIDE HOSPITAL NORTHWELL HEALTH LABORATORY		4	1	20%	5
MAGNOLIA DIAGNOSTIC			5	100%	5
XPRESS WELLNESS URGENT CARE			5	100%	5
AMELIA MEDICAL CARE			5	100%	5
FRANCES WARDE MEDICAL LABORATORY		2	3	60%	5
BAY PINES VA		1	4	80%	5
TAMIAMI LAB MILLENNIUM			5	100%	5
NEW YORK PRESBYTERIAN - ALLEN HOSPITAL		5			5
BROOKWOOD BAPTIST MEDICAL CENTER		5			5
ADVENT HEALTH CENTRA CARE		1	4	80%	5
FLOWERS HOSPITAL		1	4	80%	5
STATEN ISLAND UNIVERSITY HOSPITAL-POUCH		5			5
ST ELIZABETH MEDICAL CENTER LABORATORY		5			5
THE VILLAGES CLINICAL LAB		4	1	20%	5
JFK MEDICAL CENTER NORTH LAB			5	100%	5
UNKNOWN LAB			5	100%	5
NEW YORK STATE ELR - LABORATORY ALLIANCE OF CENTRAL NEW		5			5
Cleveland Clinic Laboratories		1	4	80%	5
PECONIC BAY MEDICAL CENTER LABORATORY		4	1	20%	5
BIOTECH			5	100%	5
DOH JACKSONVILLE CENTRAL LABORATORY		3	2	40%	5
CHILDREN'S HOSPITAL OF PHILADELPHIA		5			5
NORTH FLORIDA PEDIATRICS-LAKE CITY			5	100%	5
SPECIALITY LABORATORIES,INC		4	1	20%	5
UPMC HEALTH SYSTEM		4	1	20%	5
NORTH FLORIDA PEDIATRICS		1	4	80%	5

COVID-19: testing by laboratory

Data through Jul 29, 2020 verified as of Jul 30, 2020 at 09:25 AM

Data in this report are provisional and subject to change.

The numbers in the table below represent the number for whom test results were received by the Department of Health. A person can be tested by more than one laboratory and can have both positive and negative results. **Therefore, the sum of the numbers in each column will be larger than the total number of people tested.**

Reporting lab	Inconclusive	Negative	Positive	Percent positive	Total
LABCORP BURLINGTON CYTO		4	1	20%	5
COMMUNITY HEALTH OF SOUTH FLORIDA			4	100%	4
PRECISION LABS LLC		1	3	75%	4
LAB CORP OF AMERICA		1	3	75%	4
DOH-WEST PALM BEACH BRANCH LABORATORY			4	100%	4
DALE MEDICAL CENTER		2	2	50%	4
COVENIENT CARE MEDICAL CLINIC			4	100%	4
COLORADO DEPARTMENT OF PUBLIC HEALTH AND ENVIRONMENT			4	100%	4
INTERMARKET FACILITY			4	100%	4
DAVITA LABORATORY		4			4
BLOCK, NATION, CHASE, AND SMOLEN FAMILY MEDICINE			4	100%	4
PEDIATRIC HEALTH CARE ALLIANCE			4	100%	4
THOMAS JEFFERSON UNIVERSITY HOSPITAL		4			4
QUEST DIAGNOSTICS- MELBOURNE			4	100%	4
NEW YORK STATE ELR - BROOKLYN HOSPITAL CENTER DOWNTOWN CAMPUS		4			4
MAYO CLINIC LABS - ROCHESTER SUPERIOR DRIVE			4	100%	4
ILLINOIS DEPT OF PUBLIC HEALTH LAB - SPRINGFIELD			4	100%	4
LAWTON CHILES HEALTH CENTER			4	100%	4
MISSOURI DEPARTMENT OF HEALTH AND SENIOR SERVICES			4	100%	4
LEHIGH VALLEY HOSPITAL		3	1	25%	4
MEDLOGIC, LLC		1	3	75%	4
METROPOLITAN HOSPITAL CENTER		4			4
DTR LABS		3	1	25%	4
BAY CARE			4	100%	4
THE CENTER FOR URGENT CARE		3	1	25%	4
OKLAHOMA STATE UNIVERSITY DIAGNOSTIC LAB			4	100%	4
LINCOLN MEDICAL AND MENTAL HEALTH CENTER		4			4
DCH REGIONAL MEDICAL CENTER LABORATORY		4			4
ACH			4	100%	4
GENUS DIAGNOSTICS			4	100%	4
WINTER HAVEN HOSPITAL			4	100%	4
LAKELAND REGIONAL HEALTH			4	100%	4
SOUTHWESTERN REGIONAL MEDICAL CENTER - TULSA		4			4
EXPRESS TESTING-ONE			4	100%	4
ADVENTHEALTH CENTRA CARE SANFORD		1	3	75%	4
BEAUMONT LABORATORY			4	100%	4
FINLAY C. LABORATORY		3	1	25%	4
LABORATORY OF FLORIDA			4	100%	4
MERCY HOSPITAL MIAMI LAB			4	100%	4
QUEST DIAGNOSTIC INC TECHINICAL			4	100%	4
SUNCOAST COMMUNITY HEALTH CENTERS PEDIATRICS			4	100%	4
STATEN ISLAND UNIVERSITY HOSPITAL SEGUINE AVE		4			4
NORTHWEST FLORIDA COMMUNITY HOSPITAL		1	3	75%	4
DOCTORS MEMORIAL FAMILY MEDICINE			3	100%	3
MHHS All Lab Subsection		3			3
KEY WEST URGENT CARE, INC		3			3
Covance Central Laboratory			3	100%	3

COVID-19: testing by laboratory

Data through Jul 29, 2020 verified as of Jul 30, 2020 at 09:25 AM

Data in this report are provisional and subject to change.

The numbers in the table below represent the number for whom test results were received by the Department of Health. A person can be tested by more than one laboratory and can have both positive and negative results. **Therefore, the sum of the numbers in each column will be larger than the total number of people tested.**

Reporting lab	Inconclusive	Negative	Positive	Percent positive	Total
CENTRAL FLORIDA HEALTH CARE INC			3	100%	3
NEW YORK STATE ELR - ORANGE REGIONAL MEDICAL CENTER LABORATORY		3			3
MAYO MEDICAL LABORATORIES		2	1	33%	3
EMERGENCY MEDICAL CENTER			3	100%	3
NEW YORK STATE ELR - JACOBI MEDICAL CENTER		3			3
VIRTUA VOORHEES HOSPITAL		3			3
NICHOLS INSTITUTE QUEST DIAGNOSTICS		2	1	33%	3
DORAL URGENT CARE			3	100%	3
GULF COAST MEDICAL GROUP			3	100%	3
MOLECULAR DIAGNOSTICS			3	100%	3
ASCENSION ST. VINCENT'S PRIMARY CARE			3	100%	3
MIAMI CANCER INSTITUTE			3	100%	3
NADAL PEDIATRICS - VICTORIA STREET (3385)			3	100%	3
PUBLIC HEALTH LAB		3			3
DOH-TAMPA BRANCH LABORATORY (MLK BLVD)			3	100%	3
QUEST DIAGNOSTIC			3	100%	3
VIRGINIA DIVISION OF CONSOLIDATED LABORATORIES			3	100%	3
NORTH NAPLES HOSPITAL RESPIRATORY THERAPY DEPARTMENT			3	100%	3
FAMILY HEALTH CENTERS OF SWF LABS			3	100%	3
BOZEMAN HEALTH DEACONESS HOSPITAL		3			3
PENNSYLVANIA DEPARTMENT OF HEALTH BUREAU OF LABORATORIES			3	100%	3
FISHERMEN'S HOSPITAL			3	100%	3
PALMS WEST HOSPITAL			3	100%	3
JACKSON SOUTH COMMUNITY HOSPITAL LAB			3	100%	3
LAKE WALES MEDICAL CENTER INC			3	100%	3
ABBOTT			3	100%	3
NORTHSHORE UNIVERSITY HEALTHSYSTEM EVANSTON HOSPITAL LAB			3	100%	3
CENTRA CARE - WATERFORD LAKES			3	100%	3
INDIAN RIVER CHD VERO BEACH		2	1	33%	3
NEW YORK STATE ELR - SAMARITAN HOSPITAL LABORATORY		3			3
AVELLINO LAB USA INC		3			3
ST. MARYS MEDICAL CENTER			3	100%	3
STATEN ISLAND UNIVERSITY HOSPITAL		3			3
BAYCARE OUTREACH LABORATORY HOSPITAL			3	100%	3
BAY CARE OCCUPATIONAL CLINIC			3	100%	3
PATHGROUP			3	100%	3
KEY PRIMARY CASE			3	100%	3
SAMARITAN MEDICAL CENTER		3			3
WESLEY CHAPEL INTERNAL MEDICINE AND PEDIATRICS			3	100%	3
ILLINOIS DEPARTMENT OF PUBLIC HEALTH			3	100%	3
BAPTIST MEDICAL CENTER EAST		2	1	33%	3
NORTH BROWARD HOSPITAL DISTRICT HEALTHCARE FOR THE HOMELESS			3	100%	3
BARONESS ERLANGER HOSPITAL		3			3
METHODIST MEDICAL CENTER		2	1	33%	3
PINELLAS COUNTY HEALTH DEPARTMENT		2	1	33%	3
JOE DIMAGGIO CHILDREN'S HOSPITAL		1	2	67%	3
OPTUM LABS LLC			3	100%	3

COVID-19: testing by laboratory

Data through Jul 29, 2020 verified as of Jul 30, 2020 at 09:25 AM

Data in this report are provisional and subject to change.

The numbers in the table below represent the number for whom test results were received by the Department of Health. A person can be tested by more than one laboratory and can have both positive and negative results. **Therefore, the sum of the numbers in each column will be larger than the total number of people tested.**

Reporting lab	Inconclusive	Negative	Positive	Percent positive	Total
LABCORP DIAGNOSTICS-MIAMI		2	1	33%	3
ST LUKES HOSPITAL LABORATORY		2	1	33%	3
WAKEMED		1	2	67%	3
MARINER'S HOSPITAL			3	100%	3
BRANCH MEDICAL CLINIC			3	100%	3
CLINICORE			3	100%	3
MONTEFIORE ST LUKE'S CORNWALL HOSPITAL		2	1	33%	3
TIMBER RIDGE LABORATORY			3	100%	3
VA OUTPATIENT			3	100%	3
LEE MEMORIAL HEALTH PARK LAB			3	100%	3
NEWYORK-PRESBYTERIAN/ LAWRENCE HOSPITAL LABORATORY		3			3
TAMPA GENERAL HOSPITAL LABORATORY			3	100%	3
FCHC (OB)-DARWIN SQUARE CTR.			2	100%	2
OKLAHOMA STATE DEPARTMENT OF HEALTH-PUBLIC HEALTH LABORATORY			2	100%	2
ACHS		2			2
SPARROW CENTRAL LAB			2	100%	2
COLLIER COUNTY HEALTH DEPT.			2	100%	2
COASTAL LABORATORIES			2	100%	2
BIO-TECH CLINICAL LABORATORIES			2	100%	2
SHELBY BAPTIST MEDICAL CENTER			2	100%	2
SSM HEALTH ST LOUIS MICROBIOLOGY LABORATORY		1	1	50%	2
CAPTAIN JAMES A. LOVELL FEDERAL HEALTHCARE CENTER			2	100%	2
PREMIER MEDICAL LABORATORY			2	100%	2
VIRTUA MEMORIAL HOSPITAL BURLINGTON COUNTY			2	100%	2
CORAL GABLES HOSPITAL			2	100%	2
DICKERT			2	100%	2
WALGREENS #5317		2			2
WOODHULL MEDICAL AND MENTAL HEALTH CTR		2			2
CENTRA CARE HUNTER'S CREEK			2	100%	2
CONEMAUGH MEMORIAL MEDICAL CENTER		2			2
CALHOUN LIBERTY HOSPITAL			2	100%	2
VIGILINT HEALTHCARE		1	1	50%	2
UNIVERSITY HOSPITAL			2	100%	2
UNIVERSITY HOSPITAL OF BROOKLYN		2			2
FLORIDA CLINICAL LABORATORY INC			2	100%	2
ST. JOSEPH REGIONAL MEDICAL CENTER			2	100%	2
FLORIDA HEALTH CARE PLANS			2	100%	2
UC CORAL GABLES			2	100%	2
IOWA DEPARTMENT OF PUBLIC HEALTH			2	100%	2
MAILBOX DIAGNOSTICS		1	1	50%	2
BAYFRONT HEALTH PUNTA GORDA			2	100%	2
AMMON LABS			2	100%	2
KEYS MEDICAL GROUP			2	100%	2
WHOLE CHILD PEDIATRICS			2	100%	2
ATLANTIS URGENT CARE			2	100%	2
ADVANCED URGENT CARE CENTER OF THE UPPER KEYS			2	100%	2
EISENHOWER ARMY MEDICAL CENTER			2	100%	2

COVID-19: testing by laboratory

Data through Jul 29, 2020 verified as of Jul 30, 2020 at 09:25 AM

Data in this report are provisional and subject to change.

The numbers in the table below represent the number for whom test results were received by the Department of Health. A person can be tested by more than one laboratory and can have both positive and negative results. **Therefore, the sum of the numbers in each column will be larger than the total number of people tested.**

Reporting lab	Inconclusive	Negative	Positive	Percent positive	Total
NEW HAMPSHIRE PUBLIC HEALTH LABORATORIES		2			2
CONNECTDX			2	100%	2
MAYO			2	100%	2
MIDWAY SPECIALTY CARE CENTER			2	100%	2
TREASURE COAST COMMUNITY HEALTH			2	100%	2
NEW HAMPSHIRE DEPARTMENT OF HEALTH AND HUMAN SERVICES		1	1	50%	2
CLINICAL PATHOLOGY LABS		1	1	50%	2
TALLAHASSEE MEMORIAL HOSPITAL/MICROBIOLOGY LAB			2	100%	2
UNIVERSITY OF CHICAGO MEDICAL CENTER LAB			2	100%	2
OHIO STATE UNIVERSITY WEXNER MEDICAL CENTER			2	100%	2
LABCORP - LEESBURG			2	100%	2
AMEERAH LABS			2	100%	2
HEART OF FLORIDA HMA			2	100%	2
JOHNSON CITY MEDICAL CENTER		1	1	50%	2
THOMAS LANGLEY			2	100%	2
Cleveland Clinic Weston			2	100%	2
LABCORP RARITAN		2			2
SOUTH GEORGIA MEDICAL CENTER			2	100%	2
NORTHERN DUTCHESS HOSPITAL LABORATORY		2			2
OHIO DEPARTMENT OF HEALTH LABORATORY		2			2
UNIVERSITY OF MIAMI			2	100%	2
JOHN D. ARCHBOLD MEM. HOSPITAL			2	100%	2
URGENT CARE TCMA			2	100%	2
KETTERING HEALTH			2	100%	2
GALEN BAYLOR EXTENSION		2			2
GUTHRIE MEDICAL GROUP LABORATORIES		2			2
LABCORP - OHIO			2	100%	2
LABCORP PHOENIX			2	100%	2
MEMORIAL SLOAN KETTERING CANCER CENTER		1	1	50%	2
ALTRU DIAGNOSTICS INC			2	100%	2
IRL MARKET LAB ALACHUA		1	1	50%	2
UK HEALTHCARE			2	100%	2
BETH ISRAEL DEACONESS MEDICAL CENTER			2	100%	2
SIGNATURE CARE PFLUGERVILLE			2	100%	2
GEISINGER MEDICAL CENTER		2			2
HOME ACCESS HEALTH			2	100%	2
INTERNAL MEDICINE ASSOCIATES-DUNELLON			2	100%	2
NEW YORK STATE ELR - LONG ISLAND JEWISH VALLEY STREAM		2			2
DEACONESS HOSPITAL			2	100%	2
MALABAR/ADVENT CENTRA CARE			2	100%	2
LEESBURG REGIONAL MEDICAL CENTER		1	1	50%	2
AHSE ROP		2			2
FLORIDA HOSPITAL			2	100%	2
JACKSON LABORATORY OF GENOMIC MEDICINE		2			2
BFT LAB			2	100%	2
EGL GENETIC DIAGNOSTICS		1	1	50%	2
OMNI			2	100%	2

COVID-19: testing by laboratory

Data through Jul 29, 2020 verified as of Jul 30, 2020 at 09:25 AM

Data in this report are provisional and subject to change.

The numbers in the table below represent the number for whom test results were received by the Department of Health. A person can be tested by more than one laboratory and can have both positive and negative results. **Therefore, the sum of the numbers in each column will be larger than the total number of people tested.**

Reporting lab	Inconclusive	Negative	Positive	Percent positive	Total
NAPHCARE, INC.			2	100%	2
MONTANA PUBLIC HEALTH LAB			2	100%	2
GEORGIA DEPARTMENT OF PUBLIC HEALTH			2	100%	2
NOVANT HEALTH INPATIENT CARE			2	100%	2
SCDHEC BUREAU OF LABORATORIES			2	100%	2
SARASOTA MEMORIAL MEDICAL URGENT CARE CENTER			2	100%	2
AMERICAN FAMILY CARE- ORANGE BEACH			2	100%	2
NEW YORK STATE ELR - NEW YORK CITY DEPARTMENT OF HEALTH & MENTAL		2			2
NEW YORK STATE ELR - COLUMBIA MEMORIAL HOSPITAL LABORATORY		2			2
MONROE COUNTY HOSPITAL		2			2
BIRMINGHAM VAMC		1	1	50%	2
MARSHALL MEDICAL CENTER SOUTH LAB		2			2
CELERION			2	100%	2
ALVERNO CLINICAL LABORATORIES			2	100%	2
QUEST DIAGNOSTICS INCORPORATED			2	100%	2
NEW YORK STATE ELR - GLENS FALLS HOSPITAL DEPARTMENT OF PATHOLOGY		2			2
PHYSICIANS STAT			2	100%	2
RUSH UNIVERSITY MEDICAL CENTER LABORATORY			2	100%	2
ADVANCED MEDICAL CARE			2	100%	2
PREMIER LABORATORY SERVICES, LLC			2	100%	2
PPD			2	100%	2
LABCORP - STUART		1	1	50%	2
ERIE COUNTY MEDICAL CTR CLINICAL LABS		2			2
ST PETERSBURG PEDIATRICS-EAST BAY			2	100%	2
ALABAMA DEPARTMENT OF PUBLIC HEALTH			2	100%	2
ST CHARLES HOSPITAL LABORATORY		2			2
BAY CARE LAB SERVICES/ST. ANTHONY'S HOSPITAL			2	100%	2
NEW YORK STATE ELR - AUBURN COMMUNITY HOSPITAL		2			2
NEW YORK STATE DEPARTMENT OF HEALTH		1	1	50%	2
QUEENS HOSPITAL CENTER		2			2
BAYCARE MEDICAL GROUP INC			2	100%	2
RICHMOND UNIVERSITY MEDICAL CENTER		1	1	50%	2
VRL EUROFINIS			1	100%	1
CAROLINAS HEALTHCARE SYSTEM LAB			1	100%	1
ALLIANCE LABORATORY SERVICES			1	100%	1
DOCS URGENT CARE			1	100%	1
WELLINGTON WEST 100176			1	100%	1
UNIVERSITY LAB			1	100%	1
VA GREATER LOS ANGELES HEALTH CARE SYSTEM			1	100%	1
CATHOLIC HEALTH SYSTEM DEPT LABORATORY		1			1
WEST KENDALL HOSPITAL			1	100%	1
VERMONT DEPARTMENT OF HEALTH LABORATORY		1			1
CGH MEDICAL CENTER			1	100%	1
CBC LAB			1	100%	1
COMPUNET CLINICAL LAB			1	100%	1
VA HOSPITAL			1	100%	1
ECLRS			1	100%	1

COVID-19: testing by laboratory

Data through Jul 29, 2020 verified as of Jul 30, 2020 at 09:25 AM

Data in this report are provisional and subject to change.

The numbers in the table below represent the number for whom test results were received by the Department of Health. A person can be tested by more than one laboratory and can have both positive and negative results. **Therefore, the sum of the numbers in each column will be larger than the total number of people tested.**

Reporting lab	Inconclusive	Negative	Positive	Percent positive	Total
WASHINGTON STATE DEPARTMENT OF HEALTH PUBLIC HEALTH LABORATORIES			1	100%	1
AMERICAN MEDICAL LABORATORIES			1	100%	1
WEST VIRGINIA UNIVERSITY HOSPITALS			1	100%	1
SCRIPPS CLINIC MEDICAL			1	100%	1
TAMIAMI LAB MILLENIUM			1	100%	1
PEACHEALTH LABORATORIES		1			1
TAMPA		1			1
ADVENTIST HINSDALE HOSPITAL LABORATORY			1	100%	1
CQUENTIA NGS, LLC			1	100%	1
BAYLOR COLLEGE OF MEDICINE			1	100%	1
QUEST DIAGNOSTICS-OCALA-SE 3RD		1			1
DSI LABORATORIES-NAPLES-7TH			1	100%	1
BAYCARE OUTREACH LAB			1	100%	1
STANLY REGIONAL MEDICAL CENTER			1	100%	1
MINUTECLINIC DIAGNOSTIC OF RHODE ISLAND, LLC #1544		1			1
TIMPANOGOS REGIONAL HOSPITAL			1	100%	1
BAYCARE ALLIANT HOSPITAL			1	100%	1
BLOOD SYSTEMS LABORATORIES			1	100%	1
WEST PACIFIC MEDICAL LABORATORY			1	100%	1
COMMUNITY HEALTH NORTHWEST FLORIDA			1	100%	1
BLOUNT MEMORIAL HOSPITAL		1			1
CAROMONT HEALTH			1	100%	1
PIEDMONT HOSPITAL LAB			1	100%	1
BAYLOR ESOTERIC AND MOLECULAR LAB			1	100%	1
UAB			1	100%	1
AFFILIATED LABORATORIES INC			1	100%	1
BEEBE MEDICAL CENTER LABORATORY		1			1
MISSOURI DEPARTMENT OF HEALTH AND SENIOR SERVICES - STATE PH LAB		1			1
ACCESS HEALTH CARE PHYSICIANS			1	100%	1
LOYOLA UNIVERSITY MEDICAL CENTER LABORATORY			1	100%	1
ACADIAN DIAGNOSTIC LABORATORIES		1			1
PARKWAY REGIONAL MEDICAL CENTER LAB			1	100%	1
SUNY AT STONY BROOK			1	100%	1
REFERENCE LABORATORY			1	100%	1
GIFFORD MEMORIAL HOSPITAL		1			1
MEMORIAL HEALTH UNIVERSITY MEDICAL CENTER			1	100%	1
PALM BEACH COUNTY HEALTH DEPARTMENT LABORATORY			1	100%	1
HAWAII DEPARTMENT OF HEALTH LAB			1	100%	1
COLORADO DEPARTMENT OF HEALTH LABORATORY SERVICES DIVISION			1	100%	1
EXCEL URGENT CARE OF NJ			1	100%	1
ACCESSLAB		1			1
SHARP MEMORIAL HOSPITAL MICROBIOLOGY DEPT			1	100%	1
HEALTH NETWORK LABORATORIES		1			1
ST. LUCIE COUNTY HEALTH DEPARTMENT		1			1
RIVERSIDE METHODIST HOSPITAL LAB			1	100%	1
ST. LUKE'S HOSPITAL - BETHLEHEM CAMPUS		1			1
LabCorp L#09258090 M#09258105			1	100%	1

COVID-19: testing by laboratory

Data through Jul 29, 2020 verified as of Jul 30, 2020 at 09:25 AM

Data in this report are provisional and subject to change.

The numbers in the table below represent the number for whom test results were received by the Department of Health. A person can be tested by more than one laboratory and can have both positive and negative results. **Therefore, the sum of the numbers in each column will be larger than the total number of people tested.**

Reporting lab	Inconclusive	Negative	Positive	Percent positive	Total
LEESBURG FAMILY MEDICINE		1			1
JOHNS HOPKINS MEDICAL LABS			1	100%	1
HELIX DIAGNOSTICS			1	100%	1
LABCORP HOUSTON			1	100%	1
ACCESS HEALTH CARE			1	100%	1
AZALEA HEALTH			1	100%	1
AFC URGENT CARE			1	100%	1
APS-SUMMIT CARE PHARMACY, LLC DBA OMNICARE		1			1
NOVANT HEALTH GOHEALTH URGENT CARE-HARRISBURG			1	100%	1
DELAWARE DIAGNOSTICS LABS			1	100%	1
US LABORATORIES			1	100%	1
WILLIAM A HINTON STATE LABORATORY INSTITUTE			1	100%	1
CONEY ISLAND HOSPITAL		1			1
MADISON COUNTY MEMORIAL HOSP		1			1
MARINA DEL REY HOSPITAL LAB			1	100%	1
SACRED HEART MEDICAL GROUP			1	100%	1
BAPTIST ER TOWN CTR			1	100%	1
BARDMOOR LABORATORY			1	100%	1
MD NOW URGENT CARE CENTER INC.			1	100%	1
MARYLAND DEPARTMENT OF HEALTH AND MENTAL HYGIENE			1	100%	1
UC SAN DIEGO HEALTH			1	100%	1
NORTH SHORE HEMATOLOGY-ONCOLOGY ASSOCIATES, PC		1			1
FLORIDA HOSPITAL LAB			1	100%	1
ST VINCENT'S CHILTON		1			1
TUFTS MEDICAL CENTER			1	100%	1
FHMG-FLORIDA HOSPITAL MEDICAL GROUP			1	100%	1
FLORIDA CLINICAL LABORATORY - BIOREFERENCE LABORATORIES			1	100%	1
TPCA CLINICAL LABORATORIES		1			1
OHIO DEPARTMENT OF HEALTH			1	100%	1
FLORIDA DEPARTMENT OF HEALTH PALM BEACH COUNTY			1	100%	1
MUNSON MEDICAL CENTER			1	100%	1
NEW YORK STATE ELR - MERCY MEDICAL CENTER		1			1
INTERNAL LAB			1	100%	1
LABCORP-CRYSTAL RIVER			1	100%	1
MINUTECLINIC DIAGNOSTIC			1	100%	1
MONTEFIORE NYACK HOSPITAL AFFILIATED LABORATORY		1			1
HEALTH FIRST IBM-UX			1	100%	1
GRAND VIEW HOSPITAL			1	100%	1
GENETRAIT LABORATORIES			1	100%	1
INTERMOUNTAIN MEDICAL CENTER			1	100%	1
NEW YORK STATE ELR - ST BARNABAS HOSPITAL		1			1
INDIAN RIVER CLINICAL LABORATORY, INC.		1			1
MEMORIAL HERMANN CONSOLIDATED LABORATORY SERVICES			1	100%	1
LABCORP - ORLANDO		1			1
MHS LAB		1			1
LABCORP KANSAS CITY			1	100%	1
WOLFSON (USE BAPTIST)			1	100%	1

COVID-19: testing by laboratory

Data through Jul 29, 2020 verified as of Jul 30, 2020 at 09:25 AM

Data in this report are provisional and subject to change.

The numbers in the table below represent the number for whom test results were received by the Department of Health. A person can be tested by more than one laboratory and can have both positive and negative results. **Therefore, the sum of the numbers in each column will be larger than the total number of people tested.**

Reporting lab	Inconclusive	Negative	Positive	Percent positive	Total
YORK HOSPITAL - LABORATORY			1	100%	1
NEW YORK STATE ELR - MONTEFIORE MEDICAL CENTER LABORATORIES - WEILER			1	100%	1
Lourdes Hospital			1	100%	1
MEDICAL CLINIC OF HOUSTON			1	100%	1
MEDSTAR HARBOR HOSPITAL			1	100%	1
LAKEVIEW REGIONAL HOSPITAL			1	100%	1
MCH PHYSICIANS GROUP			1	100%	1
MANATEE PEDIATRICS			1	100%	1
ADVANCED URGENT CARE OF MARATHON			1	100%	1
UCLA HEALTHCARE CLINICAL LABS			1	100%	1
INTERMOUNTAIN CENTRAL LAB			1	100%	1
SOUTHEAST GEORGIA HEALTH SYSTEM			1	100%	1
SPECTOR SCIENTIFIC LAB			1	100%	1
ST FRANCIS			1	100%	1
HOLY NAME MEDICAL CENTER		1			1
HARDIN MEMORIAL HOSPITAL - HEARTLAND PATHOLOGY CONSULTANTS			1	100%	1
FORT SANDERS REGIONAL LABORATORY		1			1
HOUSTON HEALTH DEPARTMENT - BUREAU OF LABORATORY SERVICES			1	100%	1
WARD MEMORIAL HOSPITAL		1			1
WEST			1	100%	1
BAPTIST HEALTH MEDICAL CENTER			1	100%	1
PRORENATA LABS			1	100%	1
COMMONWEALTH OF MASSACHUSETTS			1	100%	1
CHARLOTTE CHD PORT CHARLOTTE		1			1
EXPRESS GENE MOLECULAR DIAGNOSTICS LABORATORY			1	100%	1
ELMHURST MEMORIAL HOSPITAL			1	100%	1
DOCTORS CLINICAL LABORATORY, INC			1	100%	1
BEAUFORT MEMORIAL			1	100%	1
SKY RIDGE MEDICAL CENTER - MICRO			1	100%	1
BASCOM PALMER-MICRO LAB			1	100%	1
RIVIERA BEACH HEALTH CENTER LAB			1	100%	1
ROBERT WOOD JOHNSON HOSPITAL			1	100%	1
BEAUMONT HOSPITAL, GROSSE POINTE			1	100%	1
NAVAL BRANCH MEDICAL CLINIC			1	100%	1
MIDMICHIGAN MEDICAL CENTER			1	100%	1
MIAMI BEACH URGENT CARE			1	100%	1
NORTH BROWARD MEDICAL CENTER			1	100%	1
MEDICAL CENTER ENTERPRISE			1	100%	1
MEDONE URGENT CARE			1	100%	1
NEW YORK STATE ELR - ERIE COUNTY PUBLIC HEALTH CLINICAL		1			1
MARCO ISLAND HOSPITAL INC D/B/A			1	100%	1
MAGNOLIA ADULT, LLC			1	100%	1
NEIGHBORHOOD MEDICAL CENTER		1			1
MEDRITE			1	100%	1
NEW YORK CITY DEPARTMENT OF HEALTH			1	100%	1
NORTHERN WESTCHESTER HOSPITAL LABORATORY		1			1
SEA LEVEL LABS			1	100%	1

COVID-19: testing by laboratory

Data through Jul 29, 2020 verified as of Jul 30, 2020 at 09:25 AM

Data in this report are provisional and subject to change.

The numbers in the table below represent the number for whom test results were received by the Department of Health. A person can be tested by more than one laboratory and can have both positive and negative results. **Therefore, the sum of the numbers in each column will be larger than the total number of people tested.**

Reporting lab	Inconclusive	Negative	Positive	Percent positive	Total
PHELPS HOSPITAL LABORATORY		1			1
LAKEWOOD RANCH ER 24/7			1	100%	1
REGIONAL MEDICAL LABORATORY			1	100%	1
REMISE OCCUPATIONAL HEALTH SOLUTIONS INC			1	100%	1
SANFORD SOUTH UNIVERSITY		1			1
PALM SPRINGS GENERAL HOSPITAL			1	100%	1
NOT GIVEN			1	100%	1
MARION COUNTY HEALTH DEPARTMENT			1	100%	1
PEDIATRIC ASSOCIATES - JACKSONVILLE			1	100%	1
LEGACY LABORATORY			1	100%	1
LINCOLN DIAGNOSTIC LAB		1			1
ST. MARY MEDICAL CENTER		1			1
UNKNOWN - MI			1	100%	1
ONEIDA HEALTHCARE CENTER		1			1
SONIC REFERENCE LABORATORY			1	100%	1
SOUTHWEST REGIONAL PCR LABORATORY			1	100%	1
SMITH KLINE			1	100%	1
NORTHWEST FL COMM HOSP			1	100%	1
NORTHSIDE HOSPITAL DULUTH			1	100%	1
NEW YORK STATE ELR - NEW YORK PRESBYTERIAN-LOWER MANHATTAN		1			1
UW HOSPITAL AND CLINICS			1	100%	1
OHIO STATE UNIVERSITY MEDICAL CENTER			1	100%	1
NORTHWESTERN MEMORIAL HOSPITAL			1	100%	1
SEMINOLE COUNTY HEALTH DEPARTMENT			1	100%	1
LAKE MARY KIDS CENTRA CARE			1	100%	1
PEDIATRIC HEALTHCARE ALLIANCE			1	100%	1
PERDIDO URGENT CARE			1	100%	1
NORTH CAROLINA STATE LABORATORY OF PUBLIC HEALTH, SPECTRUM LAB NETWORK			1	100%	1
NORTH RIVER FAMILY HEALTH CENTER			1	100%	1
LATE HOURS URGENT CARE			1	100%	1
SUNY UPSTATE MEDICAL UNIVERSITY			1	100%	1
QUEST - HOUSTON LAB			1	100%	1
SPRING HILL REGIONAL HOSPITAL			1	100%	1
LABCORP-PORT ST.LUCIE		1			1
THE CHILDREN'S HOSPITAL OF PHILADELPHIA		1			1
PRISMA HEALTH TUOMEY LABORATORY			1	100%	1
Mt Sinai Aventura			1	100%	1
DOCTOR'S WALK-IN CLINIC / QUEST DIAGNOSTICS			1	100%	1
DALLAS MEDICAL CENTER			1	100%	1
HANCOCK REGIONAL HOSPITAL		1			1
MINUTECLINIC DIAGNOSTIC OF TEXAS, LLC		1			1
MONTANA DEPARTMENT OF PUBLIC HEALTH & HUMAN SERVICES			1	100%	1
PRIMARY CARE OF THE TREASURE COAST			1	100%	1
PROGENESIS INC			1	100%	1
AIM LABORATORIES			1	100%	1
CHATSWORTH ASSISTED LIVING COMMUNITY AT PGA NATIONAL			1	100%	1
BIODORON LABORATORIES			1	100%	1

COVID-19: testing by laboratory

Data through Jul 29, 2020 verified as of Jul 30, 2020 at 09:25 AM

Data in this report are provisional and subject to change.

The numbers in the table below represent the number for whom test results were received by the Department of Health. A person can be tested by more than one laboratory and can have both positive and negative results. **Therefore, the sum of the numbers in each column will be larger than the total number of people tested.**

Reporting lab	Inconclusive	Negative	Positive	Percent positive	Total
BAYONET POINT HOSPITAL LAB			1	100%	1
MEDICAL ARTS LABORATORY			1	100%	1
VALLEY HOSPITAL MEDICAL CENTER		1			1
LABCORP - LADY LAKE			1	100%	1
VIDANT MEDICAL CENTER			1	100%	1
UNIVERSITY OF KANSAS MEDICAL CENTER			1	100%	1
UNK			1	100%	1
UT MEMPHIS UNIVERSITY HEALTH SERVICES			1	100%	1
KETTERING MEDICAL CENTER			1	100%	1
KENTUCKY CABINET FOR HEALTH AND FAMILY SERVICES			1	100%	1
JEFFERSON COUNTY HEALTH DEPARTMENT-MONTICELLO		1			1
Viracor Eurofins			1	100%	1
VITAE DIAGNOSTICS			1	100%	1
WILMINGTON VA MEDICAL CENTER			1	100%	1
UNIVERSITY OF MISSOURI HEALTH CARE			1	100%	1
UTMB PATHOLOGY CLINICAL SERVICES LABORATORY			1	100%	1
FLORIDA HOSPITAL KISSIMMEE			1	100%	1
HARLEM HOSPITAL CENTER		1			1
UNITED HEALTHCARE			1	100%	1
UNIVERSITY HOSPITALS OF CLEVELAND			1	100%	1
WELLNOW URGENT CARE		1			1
SENTARA NORFOLK GENERAL HOSPITAL CENTRAL LAB			1	100%	1
SOUTHWEST FLORIDA DIVISION LAB			1	100%	1
VIRACOR			1	100%	1
WATAUGA MEDICAL CENTER			1	100%	1
EDGAR PRICE FAMILY & CHILDREN HEALTHCARE CENTER			1	100%	1
TRINITAS REGIONAL MEDICAL CENTER			1	100%	1
RIVERVIEW REGIONAL MEDICAL CENTER		1			1
LAB CORP PHOENIX			1	100%	1
SCIENCE CARE			1	100%	1
QUEST ELR		1			1
ADVANCED MEDICAL LABORATORIES (AML)			1	100%	1
ACL LABORATORIES INDUSTRIAL TOXICOLOGY			1	100%	1
JOHN D. ARCHBOLD MEMORIAL HOSPITAL			1	100%	1
HIGHLANDS CLINICAL LABORATORY			1	100%	1
TANNER MEDICAL CENTER EAST AL		1			1
SHANDS AT LAKE SHORE LAB			1	100%	1
SMITH NORTHVIEW HOSPITAL LAB			1	100%	1
KANSAS DEPARTMENT OF HEALTH			1	100%	1
ADVANCED LABORATORY SERVICES			1	100%	1
LEGACY LABORATORY SERVICES			1	100%	1
LABCORP SOUTH CHARLESTON			1	100%	1
ARNOLD PALMER HOSPITAL LABORATORY			1	100%	1
ARKANSAS DEPARTMENT OF HEALTH			1	100%	1
ALLIANCE LABS @LRMC			1	100%	1
LABCORP - HOLLYWOOD			1	100%	1
JOHNS HOPKINS MEDICAL LABORATORIES			1	100%	1

COVID-19: testing by laboratory

Data through Jul 29, 2020 verified as of Jul 30, 2020 at 09:25 AM

Data in this report are provisional and subject to change.

The numbers in the table below represent the number for whom test results were received by the Department of Health. A person can be tested by more than one laboratory and can have both positive and negative results. **Therefore, the sum of the numbers in each column will be larger than the total number of people tested.**

Reporting lab	Inconclusive	Negative	Positive	Percent positive	Total
JOHN HOPKINS MEDICAL LABORATORIES		1			1
ONSLOW MEMORIAL HOSPITAL LABORATORY		1			1
LABCORP LAFAYETTE		1			1
ORMC-ARDEN/EOI			1	100%	1
NEW YORK STATE ELR - BELLEVUE HOSPITAL CENTER DEPARTMENT		1			1
CFCH - FROSTPROOF			1	100%	1
CELEBRATION HOSPITAL			1	100%	1
MID FLORIDA CLINICAL LABORATORY			1	100%	1
JRS LABORATORY			1	100%	1
FLORIDA HOSPITAL ALTAMONTE			1	100%	1
DEPARTMENT OF HEALTH AND HUMAN SERVICES DIVISION OF BEHAVIORAL HEALTH		1			1
BAYCARE MEDICAL GROUP			1	100%	1
BAPTIST HEALTH EXPRESS CARE AT KEY BISCAYNE			1	100%	1
NEBRASKA MEDICAL CENTER			1	100%	1
CALIFORNIA PUBLIC HEALTH LABORATORY			1	100%	1
BIOMERIEUX			1	100%	1
NAVAL HOSPITAL OF JACKSONVILLE			1	100%	1
CENTRA CARE - LAKE NONA			1	100%	1
ST JOSEPHS CHILDRENS HOSPITAL OUTREACH			1	100%	1
BMC/JACSONVILLE		1			1
DUKE HEALTH REGIONAL HOSPITAL			1	100%	1
DHEC - S.C PUBLIC HEALTH LAB			1	100%	1
CLEVELAND CLINIC OHIO LABORATORIES			1	100%	1
UF KANAPAHA LAB BEAKER		1			1
AMD			1	100%	1
UNIVERSITY OF FLORIDA			1	100%	1
BERKSHIRE MEDICAL CENTER			1	100%	1
ST. JOSEPH'S HOSPITAL NORTH			1	100%	1
THE UNIVERSITY OF VERMONT MEDICAL CENTER		1			1
URGENT CARE WEST CLINIC			1	100%	1
GENETIC ASSAYS INC			1	100%	1
State Lab Unspecifd			1	100%	1
FLORIDA DEPARTMENT OF HEALTH IN MIAMI DADE COUNTY			1	100%	1
ILLINOIS DEPT OF PUBLIC HEALTH LABS			1	100%	1
HARTFORD HOSPITAL ANCILLARY LAB		1			1
SANFORD REGIONAL HOSPITAL WORTHINGTON		1			1
TRUMAN MEDICAL CENTER - HOSPITAL HILL			1	100%	1
UNITED CLINICAL LABORATORIES			1	100%	1
FALMOUTH BY THE SEA			1	100%	1
TEXAS DEPARTMENT OF STATE HEALTH SERVICES			1	100%	1
THE HEART HOSPITAL BAYLOR PLANO			1	100%	1
TIEHH BIOTERRORISM RESPONSE LAB			1	100%	1
Total	18,899	4,035,319	580,808	13%	4,635,026