

COVID-19: summary of cases and monitoring

Data through Mar 12, 2021 verified as of Mar 13, 2021 at 09:25 AM

Data in this report are provisional and subject to change.

Cases: people with positive PCR or antigen test result

Total cases	1,973,109
Florida residents	1,936,788
Non-Florida residents	36,321
Type of testing	
Florida residents	1,936,788
Positive by BPHL/CDC	71,420
Positive by commercial/hospital lab	1,865,368
PCR positive	1,567,790
Antigen positive	368,998
Non-Florida residents	36,321
Positive by BPHL/CDC	881
Positive by commercial/hospital lab	35,440
PCR positive	25,011
Antigen positive	11,310
Characteristics	
Florida residents hospitalized	82,202
Florida resident deaths	32,225
Non-Florida resident deaths	604

Hospitalized counts include anyone who was hospitalized at some point during their illness. It does not reflect the number of people currently hospitalized.

More information on deaths identified through death certificate data is available on the National Center for Health Statistics website at www.cdc.gov/nchs/nvss/vsrr/COVID19/index.htm.

Cases: people with positive PCR or antigen test result

Risk factors for Florida residents

Traveled	15,352
Contact with a known case	755,718
Traveled and contact with a known case	20,912
Neither	1,144,806
No travel and no contact	227,307
Travel is unknown	661,614
Contact is unknown	427,207
Contact is pending	425,740

Travel can be unknown and contact can be unknown or pending for the same case, these numbers will sum to more than the "neither" total.

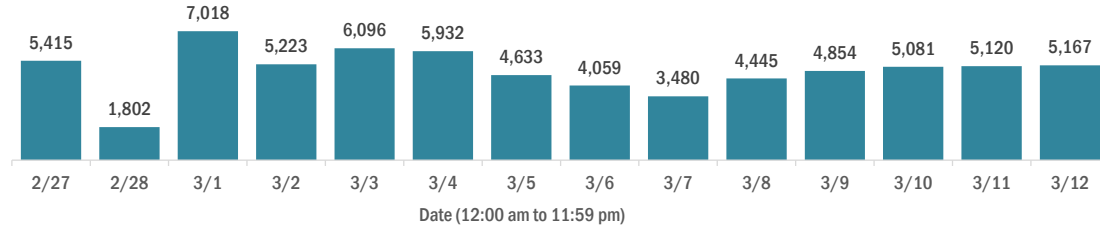
COVID-19: summary of laboratory testing

Data through Mar 12, 2021 verified as of Mar 13, 2021 at 09:25 AM

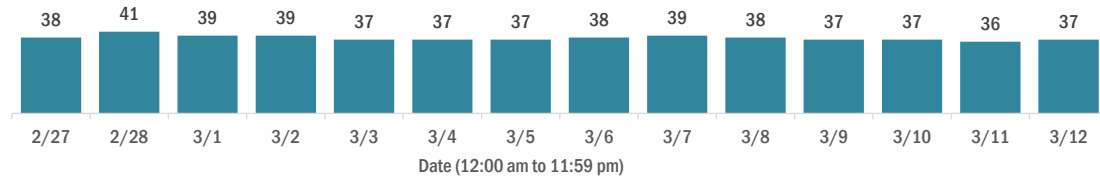
Data in this report are provisional and subject to change.

Cases in Florida residents per day for the past 2 weeks

Number of cases per day



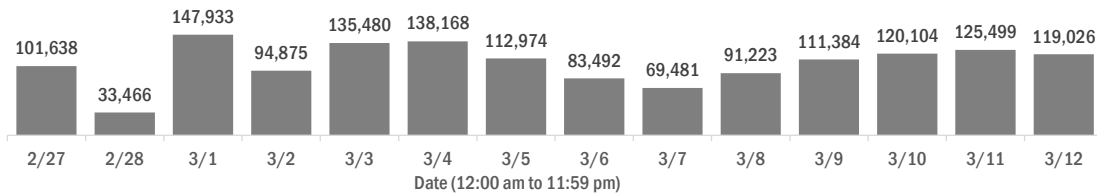
Median age of cases by day



Laboratory testing for Florida residents over the past 2 weeks

Number of Florida residents tested per day

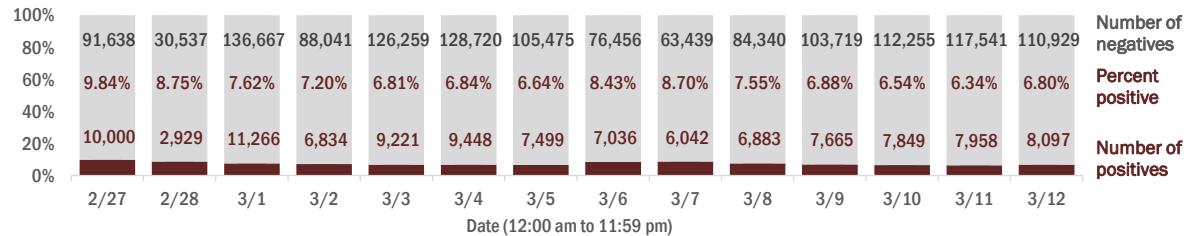
These counts include the number of people for whom the Department received PCR or antigen laboratory results by day. People tested on multiple days will be included for each day a new result was received. A person is only counted once for each day they are tested, regardless of whether multiple specimens are tested or multiple results are received.



Number and percent of Florida residents with positive test results

The percent of positive results ranged from 6.34% to 9.84% over the past 2 weeks and was 6.80% yesterday.

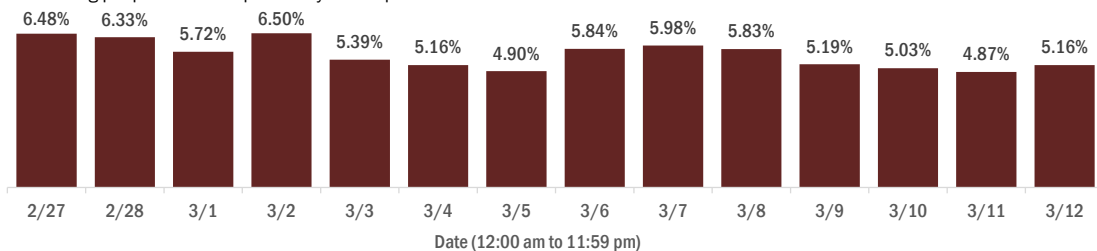
These counts include the number of people for whom the Department received PCR or antigen laboratory results by day. People tested on multiple days will be included for each day a new result was received. A person is only counted once for each day they are tested, regardless of whether multiple specimens are tested or multiple results are received. If a person has a positive specimen and a negative specimen in the same day, only the positive result is counted.



Percent positivity for new cases in Florida residents

The percent of positive results ranged from 4.87% to 6.50% over the past 2 weeks and was 5.16% yesterday.

This percent is the number of people who test PCR- or antigen-positive for the first time divided by all the people tested that day, excluding people who have previously tested positive.



COVID-19: characteristics of 1,936,788 Florida resident cases

Data through Mar 12, 2021 verified as of Mar 13, 2021 at 09:25 AM

Data in this report are provisional and subject to change.

Age group	Cases	Hospitalizations	Deaths
0-4 years	38,767 2%	541 1%	1 0%
5-14 years	120,942 6%	528 1%	5 0%
15-24 years	297,914 15%	2,031 2%	39 0%
25-34 years	336,283 17%	3,995 5%	172 1%
35-44 years	299,747 15%	5,990 7%	488 2%
45-54 years	294,988 15%	9,261 11%	1,222 4%
55-64 years	255,589 13%	13,914 17%	3,435 11%
65-74 years	160,447 8%	17,164 21%	6,824 21%
75-84 years	88,924 5%	17,186 21%	9,823 30%
85+ years	41,916 2%	11,584 14%	10,216 32%
Unknown	1,271 0%	8 0%	0 0%
Total	1,936,788	82,202	32,225

Gender	Cases
Female	1,012,557 52%
Male	910,077 47%
Unknown	14,154 1%
Total	1,936,788

Ethnicity	Cases	Hospitalizations	Deaths
Hispanic	618,342 32%	20,894 25%	7,473 23%
Non-Hispanic	933,492 48%	57,327 70%	22,576 70%
Unknown	384,954 20%	3,981 5%	2,176 7%
Total	1,936,788	82,202	32,225

Race and ethnicity	Cases	Hospitalizations	Deaths
White	1,089,230 56%	53,677 65%	23,583 73%
Hispanic	413,127 21%	14,904 18%	5,973 19%
Non-Hispanic	594,968 31%	37,120 45%	16,519 51%
Unknown	81,135 4%	1,653 2%	1,091 3%
Black	256,012 13%	17,091 21%	5,111 16%
Hispanic	14,918 1%	716 1%	213 1%
Non-Hispanic	220,041 11%	16,023 19%	4,719 15%
Unknown	21,053 1%	352 0%	179 1%
Other race	291,231 15%	9,133 11%	2,567 8%
Hispanic	146,809 8%	4,792 6%	1,119 3%
Non-Hispanic	99,416 5%	3,915 5%	1,224 4%
Unknown	45,006 2%	426 1%	224 1%
Unknown race	300,315 16%	2,301 3%	964 3%
Hispanic	43,488 2%	482 1%	168 1%
Non-Hispanic	19,067 1%	269 0%	114 0%
Unknown	237,760 12%	1,550 2%	682 2%
Total	1,936,788	82,202	32,225

Hospitalization counts include anyone who was hospitalized at some point during their illness. It does not reflect the number of people currently hospitalized. **Other race** includes any person with a race of American Indian/Alaskan native, Asian, native Hawaiian/Pacific Islander, or other.

COVID-19: deaths in Florida residents and staff of long-term care facilities

Data through Mar 12, 2021 verified as of Mar 13, 2021 at 09:25 AM

Data in this report are provisional and subject to change.

For current cases in residents or staff of long-term care facilities, please visit: <https://floridahealthcovid19.gov/>

County	Deaths		County	Deaths		County	Deaths	
Palm Beach	1038	10%	Okaloosa	160	1%	Gilchrist	19	0%
Dade	994	9%	Hernando	156	1%	Calhoun	17	0%
Pinellas	876	8%	Osceola	138	1%	Flagler	17	0%
Broward	648	6%	Charlotte	132	1%	Gulf	17	0%
Hillsborough	553	5%	Clay	118	1%	Wakulla	16	0%
Polk	414	4%	Indian River	116	1%	Bradford	14	0%
Duval	408	4%	Leon	92	1%	Gadsden	14	0%
Brevard	391	4%	Bay	88	1%	Washington	13	0%
Sarasota	386	4%	Jackson	87	1%	Baker	12	0%
Orange	379	3%	St. Johns	86	1%	Holmes	10	0%
Lee	339	3%	Highlands	83	1%	Jefferson	10	0%
Marion	313	3%	Santa Rosa	80	1%	Franklin	9	0%
Volusia	283	3%	Alachua	74	1%	Lafayette	8	0%
Escambia	273	3%	Suwannee	59	1%	Levy	7	0%
St. Lucie	234	2%	Columbia	50	0%	Desoto	6	0%
Lake	226	2%	Sumter	45	0%	Dixie	4	0%
Seminole	224	2%	Putnam	39	0%	Monroe	4	0%
Pasco	219	2%	Nassau	35	0%	Taylor	3	0%
Manatee	191	2%	Hendry	29	0%	Hardee	2	0%
Collier	189	2%	Walton	28	0%	Hamilton	1	0%
Citrus	176	2%	Okeechobee	24	0%	Liberty	1	0%
Martin	165	2%	Madison	20	0%	Total	10,862	

Note: cases are summarized by the county of usual residence. Residents and staff may be cases associated with facilities that are not in their county of usual residence, resulting in cases being included below for counties that do not have facilities with known cases.

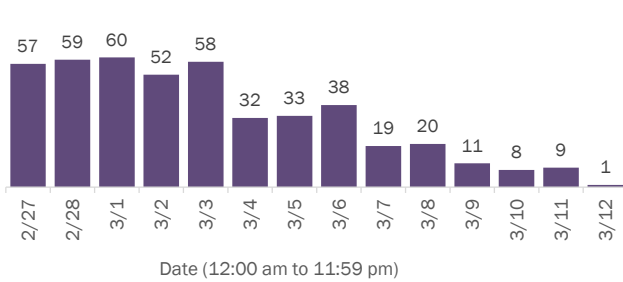
COVID-19: cases in Florida residents who have died

Data through Mar 12, 2021 verified as of Mar 13, 2021 at 09:25 AM

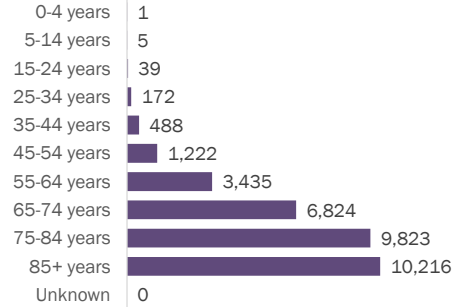
Data in this report are provisional and subject to change.

Demographics for all identified COVID-19 deaths: 32,225

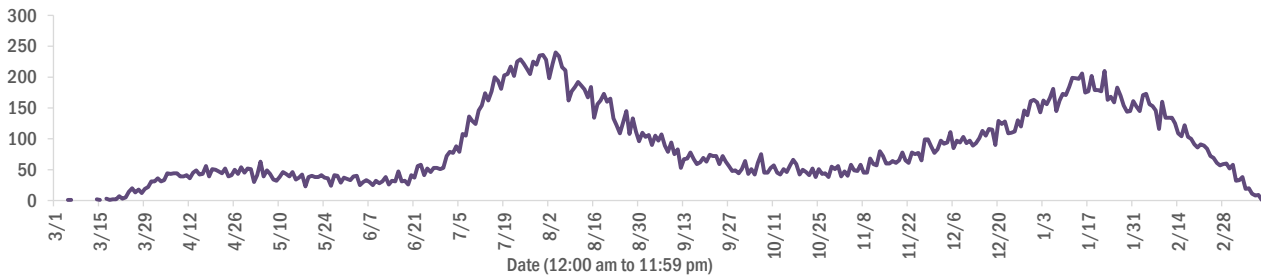
Deaths by date of death for the past 2 weeks



Deaths by age group



Deaths by date of death since March 2020



Age group	Deaths	Cases	Case fatality rate	Mortality rate per 100,000 population
0-4 years	1	38,767	0.0%	0.1
5-14 years	5	120,942	0.0%	0.2
15-24 years	39	297,914	0.0%	1.6
25-34 years	172	336,283	0.1%	6.1
35-44 years	488	299,747	0.2%	18.7
45-54 years	1,222	294,988	0.4%	43.9
55-64 years	3,435	255,589	1.3%	118.8
65-74 years	6,824	160,447	4.3%	281.2
75-84 years	9,823	88,924	11.0%	699.5
85+ years	10,216	41,916	24.4%	1768.9
Unknown	0	1,271	0.0%	
Total	32,225	1,936,788	1.7%	149.2

Race	Deaths	Cases	Case fatality rate	Mortality rate per 100,000 population
White	23,583	1,089,230	2.2%	141.2
Black	5,111	256,012	2.0%	139.7
Other	2,567	291,231	0.9%	206.3
Unknown	964	300,315	0.3%	
Total	32,225	1,936,788	1.7%	149.2

Gender	Deaths	Cases	Case fatality rate	Mortality rate per 100,000 population
Female	14,162	1,012,557	1.4%	128.3
Male	18,063	910,077	2.0%	171.1
Unknown	0	14,154	0.0%	
Total	32,225	1,936,788	1.7%	149.2

Ethnicity	Deaths	Cases	Case fatality rate	Mortality rate per 100,000 population
Hispanic	7,473	618,342	1.2%	131.6
Non-Hispanic	22,576	933,492	2.4%	141.8
Unknown	2,176	384,954	0.6%	
Total	32,225	1,936,788	1.7%	149.2

COVID-19: characteristics of 1,936,788 cases

Data through Mar 12, 2021 verified as of Mar 13, 2021 at 09:25 AM

Data in this report are provisional and subject to change.

Tables below include cases in Florida residents and non-Florida residents.

All 67 Florida counties have cases:

County	FL resident cases	Non-FL resident cases	Total cases	FL resident deaths	FL death rate
Dade	420,933	5,216	426,149	5,651	1.3%
Broward	200,987	2,349	203,336	2,541	1.3%
Palm Beach	123,356	2,150	125,506	2,545	2.1%
Orange	116,266	1,640	117,906	1,140	1.0%
Hillsborough	114,513	969	115,482	1,555	1.4%
Duval	89,060	1,480	90,540	1,236	1.4%
Pinellas	67,226	1,686	68,912	1,501	2.2%
Lee	57,686	1,999	59,685	904	1.6%
Polk	58,407	413	58,820	1,194	2.0%
Osceola	37,377	630	38,007	467	1.2%
Volusia	35,201	590	35,791	686	1.9%
Brevard	34,846	618	35,464	781	2.2%
Pasco	34,322	309	34,631	671	2.0%
Escambia	30,819	3,558	34,377	652	2.1%
Manatee	32,459	721	33,180	626	1.9%
Collier	30,063	1,132	31,195	479	1.6%
Leon	28,890	864	29,754	293	1.0%
Marion	28,224	129	28,353	887	3.1%
Seminole	28,065	210	28,275	445	1.6%
Sarasota	26,604	1,324	27,928	751	2.8%
Lake	25,133	396	25,529	587	2.3%
St. Lucie	22,910	161	23,071	556	2.4%
Alachua	22,541	257	22,798	249	1.1%
St. Johns	20,247	284	20,531	199	1.0%
Okaloosa	19,225	202	19,427	339	1.8%
Bay	18,444	725	19,169	361	2.0%
Santa Rosa	17,215	220	17,435	274	1.6%
Clay	16,944	44	16,988	318	1.9%
Hernando	11,722	90	11,812	430	3.7%
Indian River	11,250	97	11,347	272	2.4%
Charlotte	10,807	171	10,978	383	3.5%
Martin	10,749	196	10,945	295	2.7%
Citrus	9,917	82	9,999	415	4.2%
Sumter	8,246	93	8,339	242	2.9%
Nassau	7,423	427	7,850	117	1.6%

County	FL resident cases	Non-FL resident cases	Total cases	FL resident deaths	FL death rate
Columbia	7,696	37	7,733	160	2.1%
Highlands	7,347	75	7,422	307	4.2%
Walton	6,434	760	7,194	81	1.3%
Flagler	6,163	78	6,241	94	1.5%
Monroe	5,772	335	6,107	47	0.8%
Jackson	5,924	64	5,988	153	2.6%
Putnam	5,915	19	5,934	133	2.2%
Gadsden	5,487	16	5,503	90	1.6%
Suwannee	5,136	28	5,164	135	2.6%
Hendry	4,347	17	4,364	75	1.7%
Desoto	3,912	19	3,931	77	2.0%
Okeechobee	3,581	44	3,625	83	2.3%
Unknown	370	3,138	3,508	0	0.0%
Baker	3,304	15	3,319	57	1.7%
Wakulla	3,191	12	3,203	52	1.6%
Levy	2,975	9	2,984	43	1.4%
Bradford	2,871	13	2,884	54	1.9%
Hardee	2,839	14	2,853	34	1.2%
Taylor	2,672	6	2,678	42	1.6%
Washington	2,623	20	2,643	48	1.8%
Holmes	2,170	31	2,201	44	2.0%
Madison	1,998	26	2,024	43	2.2%
Gulf	1,867	23	1,890	41	2.2%
Union	1,758	1	1,759	70	4.0%
Calhoun	1,639	3	1,642	42	2.6%
Lafayette	1,602	0	1,602	25	1.6%
Hamilton	1,554	19	1,573	23	1.5%
Dixie	1,524	3	1,527	22	1.4%
Gilchrist	1,446	4	1,450	37	2.6%
Jefferson	1,388	22	1,410	24	1.7%
Franklin	1,251	33	1,284	16	1.3%
Liberty	1,048	1	1,049	15	1.4%
Glades	907	4	911	16	1.8%
Total	1,936,788	36,321	1,973,109	32,225	1.7%

COVID-19: characteristics of 1,936,788 Florida resident cases

Data through Mar 12, 2021 verified as of Mar 13, 2021 at 09:25 AM

Data in this report are provisional and subject to change.

The table below includes the cities and counties of residence for cases in Florida residents based on the patient's ZIP Code. Note that city is not always received as part of the initial notification and may be missing while the case is being investigated.

City and county	Cases
Miami, Dade	243,677
Orlando, Orange	85,884
Jacksonville, Duval	83,673
Tampa, Hillsborough	66,836
Hialeah, Dade	59,574
Fort Lauderdale, Broward	43,088
Hollywood, Broward	38,529
West Palm Beach, Palm Beach	30,198
Kissimmee, Osceola	28,848
Tallahassee, Leon	27,885
Homestead, Dade	25,634
Pensacola, Escambia	25,612
Naples, Collier	25,373
Saint Petersburg, Pinellas	24,632
Fort Myers, Lee	22,589
Bradenton, Manatee	21,163
Boca Raton, Palm Beach	20,817
Ocala, Marion	20,806
Lakeland, Polk	20,355
Pompano Beach, Broward	19,375
Gainesville, Alachua	17,927
Sarasota, Sarasota	16,426
Port Saint Lucie, St. Lucie	15,130
Lake Worth, Palm Beach	14,972
Cape Coral, Lee	14,652
Miami Beach, Dade	13,236
Clearwater, Pinellas	13,233
Miramar, Broward	13,141
Boynton Beach, Palm Beach	11,932
Panama City, Bay	11,726
Doral, Dade	11,634
Coral Springs, Broward	11,539
Miami Gardens, Dade	11,166
Saint Augustine, St. Johns	10,865
Melbourne, Brevard	10,085
Winter Haven, Polk	9,841
Delray Beach, Palm Beach	9,295
Lehigh Acres, Lee	9,095
Davie, Broward	8,777
Riverview, Hillsborough	8,696
Vero Beach, Indian River	8,643
Milton, Santa Rosa	8,315
Palm Bay, Brevard	8,063
New Port Richey, Pasco	7,917
Sunrise, Broward	7,897
Fort Pierce, St. Lucie	7,622
Coral Gables, Dade	7,407
Saint Cloud, Osceola	7,399
Largo, Pinellas	7,347
Apopka, Orange	7,158
Daytona Beach, Volusia	7,146
Lake City, Columbia	7,004
Spring Hill, Hernando	7,000
Orange Park, Clay	6,914
Plantation, Broward	6,902
North Miami Beach, Dade	6,775
Clermont, Lake	6,689
Davenport, Polk	6,635

COVID-19: characteristics of 1,936,788 Florida resident cases

Data through Mar 12, 2021 verified as of Mar 13, 2021 at 09:25 AM

Data in this report are provisional and subject to change.

The table below includes the cities and counties of residence for cases in Florida residents based on the patient's ZIP Code. Note that city is not always received as part of the initial notification and may be missing while the case is being investigated.

City and county	Cases
Brandon, Hillsborough	6,541
Jupiter, Palm Beach	6,352
Weston, Broward	6,264
Sanford, Seminole	6,227
Plant City, Hillsborough	6,217
Deltona, Volusia	6,149
Deerfield Beach, Broward	5,870
Winter Garden, Orange	5,727
Tamarac, Broward	5,398
Fort Walton Beach, Okaloosa	5,359
Port Charlotte, Charlotte	5,304
Palm Coast, Flagler	5,182
Crestview, Okaloosa	5,113
Stuart, Martin	5,084
Wesley Chapel, Pasco	5,030
Coconut Creek, Broward	4,928
Palm Beach Gardens, Palm Beach	4,886
Margate, Broward	4,845
Land O Lakes, Pasco	4,828
Winter Park, Orange	4,750
Deland, Volusia	4,732
Palmetto, Manatee	4,709
Palm Harbor, Pinellas	4,709
Wellington, Palm Beach	4,626
Oviedo, Seminole	4,592
Miami Lakes, Dade	4,382
Opa Locka, Dade	4,319
Altamonte Springs, Seminole	4,276
Lutz, Hillsborough	4,187
Middleburg, Clay	4,141
Port Orange, Volusia	4,134
Haines City, Polk	4,094
Brooksville, Hernando	4,091
Valrico, Hillsborough	4,028
Venice, Sarasota	4,004
Live Oak, Suwannee	3,996
North Port, Sarasota	3,993
The Villages, Sumter	3,971
Hallandale, Broward	3,940
Sebring, Highlands	3,931
Ocoee, Orange	3,925
Punta Gorda, Charlotte	3,916
Leesburg, Lake	3,916
Pembroke Pines, Broward	3,850
Arcadia, Desoto	3,805
Saint Johns, St. Johns	3,794
Seminole, Pinellas	3,681
Bonita Springs, Lee	3,677
Ormond Beach, Volusia	3,643
Zephyrhills, Pasco	3,641
Navarre, Santa Rosa	3,592
Okeechobee, Okeechobee	3,569
Pinellas Park, Pinellas	3,410
Windermere, Orange	3,385
Immokalee, Collier	3,357
Longwood, Seminole	3,335
North Lauderdale, Broward	3,326
North Miami, Dade	3,318
Ruskin, Hillsborough	3,274

COVID-19: characteristics of 1,936,788 Florida resident cases

Data through Mar 12, 2021 verified as of Mar 13, 2021 at 09:25 AM

Data in this report are provisional and subject to change.

The table below includes the cities and counties of residence for cases in Florida residents based on the patient's ZIP Code. Note that city is not always received as part of the initial notification and may be missing while the case is being investigated.

City and county	Cases
Gulf Breeze, Santa Rosa	3,243
Cocoa, Brevard	3,237
Niceville, Okaloosa	3,191
Cantonment, Escambia	3,100
Panama City Beach, Bay	2,997
Jacksonville Beach, Duval	2,961
Lake Worth Beach, Palm Beach	2,951
Key West, Monroe	2,931
Quincy, Gadsden	2,922
Casselberry, Seminole	2,881
Crawfordville, Wakulla	2,864
Hudson, Pasco	2,808
Port Richey, Pasco	2,800
Dade City, Pasco	2,788
Titusville, Brevard	2,775
Cutler Ridge, Dade	2,756
Palatka, Putnam	2,745
Bartow, Polk	2,742
North Fort Myers, Lee	2,707
Oakland Park, Broward	2,698
Fernandina Beach, Nassau	2,697
Green Cove Springs, Clay	2,652
Winter Springs, Seminole	2,625
Lake Mary, Seminole	2,615
Kissimmee, Polk	2,586
Aventura, Dade	2,569
Auburndale, Polk	2,566
Ponte Vedra Beach, St. Johns	2,542
Merritt Island, Brevard	2,517
Lake Wales, Polk	2,510
Perry, Taylor	2,508
New Smyrna Beach, Volusia	2,460
Lynn Haven, Bay	2,444
Tarpon Springs, Pinellas	2,441
Marianna, Jackson	2,371
Inverness, Citrus	2,359
Belle Glade, Palm Beach	2,349
Clewiston, Hendry	2,277
Parkland, Broward	2,277
Fleming Island, Clay	2,251
Eustis, Lake	2,249
Santa Rosa Beach, Walton	2,229
Royal Palm Beach, Palm Beach	2,219
Wimauma, Hillsborough	2,212
Cooper City, Broward	2,208
Dunedin, Pinellas	2,194
Esteros, Lee	2,173
Loxahatchee, Palm Beach	2,172
Holiday, Pasco	2,105
Defuniak Springs, Walton	2,054
Chipley, Washington	2,038
Rockledge, Brevard	2,004
Sarasota, Manatee	2,002
Key Biscayne, Dade	2,002
Parrish, Manatee	1,978
Destin, Okaloosa	1,959
Starke, Bradford	1,936
Labelle, Hendry	1,933
Mount Dora, Lake	1,924

COVID-19: characteristics of 1,936,788 Florida resident cases

Data through Mar 12, 2021 verified as of Mar 13, 2021 at 09:25 AM

Data in this report are provisional and subject to change.

The table below includes the cities and counties of residence for cases in Florida residents based on the patient's ZIP Code. Note that city is not always received as part of the initial notification and may be missing while the case is being investigated.

City and county	Cases
Palm City, Martin	1,917
Odessa, Hillsborough	1,905
Avon Park, Highlands	1,894
Riviera Beach, Palm Beach	1,890
Mulberry, Polk	1,886
Tavares, Lake	1,842
Seffner, Hillsborough	1,818
Summerfield, Marion	1,767
Yulee, Nassau	1,757
Groveland, Lake	1,725
Pinecrest, Dade	1,700
Lithia, Hillsborough	1,666
Wauchula, Hardee	1,657
Maitland, Orange	1,638
Macclenny, Baker	1,618
Orange City, Volusia	1,613
Missing, Dade	1,608
Sebastian, Indian River	1,593
Callahan, Nassau	1,577
Mayo, Lafayette	1,573
Bonifay, Holmes	1,552
Coconut Grove, Dade	1,550
Lady Lake, Lake	1,543
Carol City, Dade	1,537
Palmetto Bay, Dade	1,537
Ponte Vedra, St. Johns	1,533
Homosassa, Citrus	1,525
Crystal River, Citrus	1,497
Crossings, Dade	1,482
Dania, Broward	1,455
Lake Placid, Highlands	1,394
Pace, Santa Rosa	1,388
Gibsonton, Hillsborough	1,373
Lake Butler, Union	1,363
Oldsmar, Pinellas	1,351
Sun City Center, Hillsborough	1,345
Florida City, Dade	1,344
Dover, Hillsborough	1,326
Madison, Madison	1,323
Hobe Sound, Martin	1,323
Atlantic Beach, Duval	1,323
Apollo Beach, Hillsborough	1,309
Dunnellon, Marion	1,288
Edgewater, Volusia	1,282
Biscayne Park, Dade	1,280
Palm Springs, Palm Beach	1,273
Monticello, Jefferson	1,271
Debary, Volusia	1,254
Alachua, Alachua	1,251
Indiantown, Martin	1,235
Belleview, Marion	1,228
Graceville, Jackson	1,220
North Palm Beach, Palm Beach	1,189
Lantana, Palm Beach	1,176
Century, Escambia	1,170
South Miami, Dade	1,133
Newberry, Alachua	1,123
Lecanto, Citrus	1,104
Havana, Gadsden	1,083

COVID-19: characteristics of 1,936,788 Florida resident cases

Data through Mar 12, 2021 verified as of Mar 13, 2021 at 09:25 AM

Data in this report are provisional and subject to change.

The table below includes the cities and counties of residence for cases in Florida residents based on the patient's ZIP Code. Note that city is not always received as part of the initial notification and may be missing while the case is being investigated.

City and county	Cases
Ellenton, Manatee	1,080
Safety Harbor, Pinellas	1,078
El Portal, Dade	1,071
Jensen Beach, Martin	1,070
Williston, Levy	1,070
Hilliard, Nassau	1,055
Beverly Hills, Citrus	1,042
Freeport, Walton	1,034
Blountstown, Calhoun	1,032
Satellite Beach, Brevard	1,021
Jasper, Hamilton	1,018
Lauderhill, Broward	1,011
Trenton, Gilchrist	982
Wildwood, Sumter	972
Wilton Manors, Broward	963
Wewahitchka, Gulf	959
Nokomis, Sarasota	946
Sanderson, Baker	941
Keystone Heights, Clay	932
Englewood, Charlotte	928
Hernando, Citrus	925
Mary Esther, Okaloosa	915
Fellsmere, Indian River	909
Frostproof, Polk	907
Key Largo, Monroe	903
Everglades National Park, Dade	902
Dunnellon, Citrus	882
Polk City, Polk	882
Fisher Island, Dade	880
Port Saint Joe, Gulf	878
Bushnell, Sumter	877
Shalimar, Okaloosa	873
Lauderdale Lakes, Broward	862
Medley, Dade	855
Moore Haven, Glades	849
Coleman, Sumter	838
Bristol, Liberty	814
Cross City, Dixie	811
Pahokee, Palm Beach	806
South Bay, Palm Beach	794
Marco Island, Collier	784
Cocoa Beach, Brevard	770
Fort Meade, Polk	769
Chiefland, Levy	769
High Springs, Alachua	750
Glen Saint Mary, Baker	740
Sorrento, Lake	735
Minneola, Lake	732
Spring Hill, Pasco	730
Chattahoochee, Gadsden	729
Indialantic, Brevard	728
Trinity, Pasco	727
Englewood, Sarasota	726
Thonotosassa, Hillsborough	709
Fruitland Park, Lake	707
Olympia Heights, Dade	704
Uleta, Dade	701
Crescent City, Putnam	699
Miramar Beach, Walton	696

COVID-19: characteristics of 1,936,788 Florida resident cases

Data through Mar 12, 2021 verified as of Mar 13, 2021 at 09:25 AM

Data in this report are provisional and subject to change.

The table below includes the cities and counties of residence for cases in Florida residents based on the patient's ZIP Code. Note that city is not always received as part of the initial notification and may be missing while the case is being investigated.

City and county	Cases
Interlachen, Putnam	687
Marathon, Monroe	687
Southwest Ranches, Broward	682
Coral, Dade	679
Lawtey, Bradford	663
Umatilla, Lake	662
Fort Myers Beach, Lee	661
Bowling Green, Hardee	659
Old Town, Dixie	654
Jacksonville, St. Johns	644
Lake Alfred, Polk	638
Fort White, Columbia	631
West Melbourne, Brevard	628
Neptune Beach, Duval	623
Silver Springs, Marion	604
Baker, Okaloosa	584
Weeki Wachee, Hernando	565
Belle Isle, Orange	564
Bronson, Levy	563
South Daytona, Volusia	562
Clearwater Beach, Pinellas	554
Palm Beach, Palm Beach	552
Sneads, Jackson	549
Jay, Santa Rosa	544
Surfside, Dade	543
Gulfport, Pinellas	539
Bunnell, Flagler	535
Carrabelle, Franklin	522
Mascotte, Lake	501
Hawthorne, Alachua	493
Sweetwater, Dade	491
Rotunda West, Charlotte	484
Molino, Escambia	483
Cottondale, Jackson	479
Oakland, Orange	478
Citra, Marion	474
Oxford, Sumter	470
Zolfo Springs, Hardee	467
Midway, Gadsden	465
Florida State University, Leon	462
Youngstown, Bay	458
Myakka City, Manatee	458
Ocklawaha, Marion	455
Cape Canaveral, Brevard	452
Melbourne Beach, Brevard	450
Mims, Brevard	447
East Palatka, Putnam	447
Tavernier, Monroe	440
Altha, Calhoun	435
Indian Harbour Beach, Brevard	434
Dundee, Polk	428
Bell, Gilchrist	425
Branford, Suwannee	420
Alva, Lee	418
Flagler Beach, Flagler	417
Celebration, Osceola	416
Apalachicola, Franklin	410
Bal Harbour, Dade	410
Centerville, Leon	395

COVID-19: characteristics of 1,936,788 Florida resident cases

Data through Mar 12, 2021 verified as of Mar 13, 2021 at 09:25 AM

Data in this report are provisional and subject to change.

The table below includes the cities and counties of residence for cases in Florida residents based on the patient's ZIP Code. Note that city is not always received as part of the initial notification and may be missing while the case is being investigated.

City and county	Cases
Haverhill, Palm Beach	389
Archer, Alachua	380
Eagle Lake, Polk	371
De Leon Springs, Volusia	370
Webster, Sumter	369
Hastings, St. Johns	363
Raiford, Union	362
Osprey, Sarasota	359
Grand Ridge, Jackson	355
Floral City, Citrus	351
West Miami, Dade	350
Tequesta, Palm Beach	349
Lake Park, Palm Beach	336
Holly Hill, Volusia	334
Greenville, Madison	333
Grand Island, Lake	326
Chuluota, Seminole	325
Ave Maria, Collier	324
Pierson, Volusia	322
Vernon, Washington	321
Montverde, Lake	314
Jennings, Hamilton	313
Malone, Jackson	312
Satsuma, Putnam	308
Indian Rocks Beach, Pinellas	303
Sebastian, Brevard	301
Eastpoint, Franklin	301
Gotha, Orange	300
Laurel Hill, Okaloosa	298
Melrose, Putnam	295
Westville, Holmes	294
Kenneth City, Pinellas	294
Missing, Orange	292
Bryceville, Nassau	291
Missing, Volusia	289
Elkton, St. Johns	288
Fort Mccoy, Marion	288
Alafaya, Orange	287
Reddick, Marion	287
Valparaiso, Okaloosa	286
Lehigh, Lee	283
Malabar, Brevard	278
Greenwood, Jackson	272
Lake Panasoffkee, Sumter	271
Winter Park, Seminole	271
Anthony, Marion	269
Ponce De Leon, Holmes	268
O Brien, Suwannee	267
San Antonio, Pasco	265
Belleair, Pinellas	256
Geneva, Seminole	255
Greenacres, Palm Beach	252
Morriston, Levy	251
Inlet Beach, Walton	242
South Pasadena, Pinellas	239
Eglin Air Force Base, Okaloosa	236
Lee, Madison	236
Sanibel, Lee	235
Fountain, Bay	233

COVID-19: characteristics of 1,936,788 Florida resident cases

Data through Mar 12, 2021 verified as of Mar 13, 2021 at 09:25 AM

Data in this report are provisional and subject to change.

The table below includes the cities and counties of residence for cases in Florida residents based on the patient's ZIP Code. Note that city is not always received as part of the initial notification and may be missing while the case is being investigated.

City and county	Cases
Edgewood, Orange	232
Hallandale Beach, Broward	230
Fern Park, Seminole	230
Southport, Bay	229
Kindred, Osceola	224
White Springs, Hamilton	222
University Of Central Fl, Orange	221
Weirsdale, Marion	220
Hosford, Liberty	219
Gretna, Gadsden	219
Longboat Key, Manatee	217
Wellborn, Suwannee	214
Mcdavid, Escambia	206
Holt, Okaloosa	205
Islamorada, Monroe	200
Astatula, Lake	200
Saint James City, Lee	199
Bay Harbor Islands, Dade	199
Lakewood Ranch, Manatee	197
Holmes Beach, Manatee	194
Juno Beach, Palm Beach	193
Micanopy, Alachua	190
Poinciana, Polk	190
Howey-In-The-Hills, Lake	189
Mcalpin, Suwannee	188
Madeira Beach, Pinellas	186
Altoona, Lake	184
Alford, Jackson	183
Sopchoppy, Wakulla	183
Azalea Park, Orange	183
Zellwood, Orange	182
The Villages, Marion	181
Babson Park, Polk	181
Atlantis, Palm Beach	176
The Villages, Lake	174
Lake Helen, Volusia	169
Lauderdale By The Sea, Broward	168
Mangonia Park, Palm Beach	164
Odessa, Pasco	162
Center Hill, Sumter	162
Caryville, Washington	161
Viera, Brevard	160
Summerland Key, Monroe	160
University Of Miami, Dade	159
Golden Beach, Dade	157
Pomona Park, Putnam	157
Cutler Bay, Dade	154
Bokeelia, Lee	150
Osteen, Volusia	150
Rocky Point, Hillsborough	149
University Of Fl, Alachua	147
Lockhart, Orange	147
Bay Lake, Orange	146
Hypoluxo, Palm Beach	146
Oak Hill, Volusia	145
Grant-Valkaria, Brevard	144
Lutz, Pasco	141
Ponce Inlet, Volusia	139
Hiawassee, Orange	139

COVID-19: characteristics of 1,936,788 Florida resident cases

Data through Mar 12, 2021 verified as of Mar 13, 2021 at 09:25 AM

Data in this report are provisional and subject to change.

The table below includes the cities and counties of residence for cases in Florida residents based on the patient's ZIP Code. Note that city is not always received as part of the initial notification and may be missing while the case is being investigated.

City and county	Cases
Sumterville, Sumter	138
Clair-Mel City, Hillsborough	138
Citrus Springs, Citrus	137
Hollister, Putnam	134
Lady Lake, Sumter	131
Carrollwood, Hillsborough	131
Baldwin, Duval	128
Inglis, Levy	125
Hampton, Bradford	125
San Mateo, Putnam	125
Big Pine Key, Monroe	124
Paisley, Lake	124
Apopka, Seminole	123
Steinhatchee, Taylor	122
Matlacha, Lee	119
Clarksville, Calhoun	119
Christmas, Orange	119
Lake Hamilton, Polk	118
Cloud Lake, Palm Beach	118
Kendall, Dade	117
Missing, Lee	116
Placida, Charlotte	113
University Of Central Florida, Orange	111
Belleair Beach, Pinellas	111
West Park, Broward	107
Buena Ventura Lakes, Osceola	107
Callaway, Bay	107
Saint Leo, Pasco	106
Tierra Verde, Pinellas	106
Panacea, Wakulla	106
Seville, Volusia	102
Brooker, Bradford	101
Dinsmore, Duval	101
Temple Terrace, Hillsborough	101
Astor, Lake	100
Hurlburt Field, Okaloosa	100
Lamont, Jefferson	100
Barry University, Dade	99
Harmony, Osceola	99
South Fort Myers, Lee	98
Canal Point, Palm Beach	97
Lighthouse Point, Broward	97
Cedar Key, Levy	97
Barefoot Bay, Brevard	95
Tyndall Air Force Base, Bay	94
Florahome, Putnam	94
Bascom, Jackson	94
Missing, St. Johns	93
Florida Gulf Coast Univ, Lee	93
Fruit Cove, St. Johns	92
Waldo, Alachua	92
Dania Beach, Broward	92
Bradenton Beach, Manatee	91
University Of South Florida, Hillsborough	88
City Of Sunrise, Broward	88
Maitland, Seminole	87
Pinetta, Madison	87
Crystal Beach, Pinellas	85
Missing, Pinellas	84

COVID-19: characteristics of 1,936,788 Florida resident cases

Data through Mar 12, 2021 verified as of Mar 13, 2021 at 09:25 AM

Data in this report are provisional and subject to change.

The table below includes the cities and counties of residence for cases in Florida residents based on the patient's ZIP Code. Note that city is not always received as part of the initial notification and may be missing while the case is being investigated.

City and county	Cases
Kathleen, Polk	83
Lorida, Highlands	82
Missing, Marion	82
Sunny Isles Beach, Dade	80
F M, Lee	80
Fort Denaud, Hendry	79
Ocean Ridge, Palm Beach	77
Missing, St. Lucie	76
Welaka, Putnam	75
Yalaha, Lake	75
Eatonville, Orange	74
Palma Ceia, Hillsborough	74
Avon Park, Polk	73
Patrick Air Force Base, Brevard	72
Saint Pete Beach, Pinellas	71
Princeton, Dade	70
Campbellton, Jackson	70
Air Mail Facility, Dade	69
Ochopee, Collier	68
North Venice, Sarasota	67
Boca Grande, Lee	66
Greensboro, Gadsden	65
Stock Island, Monroe	64
Missing, Lake	63
Anna Maria, Manatee	63
Reunion, Osceola	61
Cudjoe Key, Monroe	59
Bonita Beach, Lee	59
Destin, Walton	59
Georgetown, Putnam	58
Mexico Beach, Bay	58
Bellview, Escambia	57
Missing, Duval	57
North Redington Beach, Pinellas	57
Orlando, Seminole	57
Micco, Brevard	56
Felda, Hendry	55
Missing, Santa Rosa	54
Missing, Palm Beach	54
Miami, Unknown	54
Lake Suzy, Desoto	54
Missing, Pasco	54
Treasure Island, Pinellas	53
Ona, Hardee	53
Walnut Hill, Escambia	53
Miami Springs, Dade	53
Singer Island, Palm Beach	52
Orlando, Dade	51
Northdale, Hillsborough	51
Heathrow, Seminole	51
Okahumpka, Lake	50
Duette, Manatee	49
Palm Beach Shores, Palm Beach	49
Salt Springs, Marion	49
University Of Tampa, Hillsborough	49
Aloma, Orange	49
Enterprise, Volusia	48
Miromar Lakes, Lee	48
Cinco Bayou, Okaloosa	47

COVID-19: characteristics of 1,936,788 Florida resident cases

Data through Mar 12, 2021 verified as of Mar 13, 2021 at 09:25 AM

Data in this report are provisional and subject to change.

The table below includes the cities and counties of residence for cases in Florida residents based on the patient's ZIP Code. Note that city is not always received as part of the initial notification and may be missing while the case is being investigated.

City and county	Cases
Town N Country, Hillsborough	47
Intercession City, Osceola	46
Highland City, Polk	45
Terra Ceia, Manatee	45
Sewalls Point, Martin	44
Florence Villa, Polk	44
Waverly, Polk	44
Eaton Park, Polk	43
Orlando, Osceola	43
Gulf Breeze, Escambia	43
Kenansville, Osceola	42
Green Acres, Palm Beach	42
Manalapan, Palm Beach	42
Village Of Wellington, Palm Beach	41
Key Colony Beach, Monroe	41
Missing, Sumter	41
Lacoochee, Pasco	40
Saint Johns, Duval	40
Florida International Univ, Dade	40
Ebro, Washington	40
Bayonet Point, Pasco	39
Orlando, Broward	39
Naranja, Dade	39
Village Wellington, Palm Beach	38
Cortez, Manatee	38
Florida A And M University, Leon	37
Ponte Vedra, Duval	37
Orlando, Volusia	37
Missing, Broward	36
Hialeah Gardens, Dade	36
Orlando, Polk	35
Pasadena, Pinellas	34
Bay Pines, Pinellas	34
Tice, Lee	34
Highland Beach, Palm Beach	34
Flemington, Marion	34
Palm Shores, Brevard	33
Homeland, Polk	33
Missing, Hillsborough	33
Missing, Seminole	33
Dowling Park, Suwannee	33
Stetson University, Volusia	32
Lulu, Columbia	32
Bonaventure, Broward	32
Miami Shores, Dade	32
Bagdad, Santa Rosa	32
North Bay Village, Dade	31
Hallandale Beach, Broward	31
Davenport, Osceola	31
Eloise, Polk	31
Lakeshore, Polk	31
Miami, Broward	31
Venus, Highlands	31
Mcintosh, Marion	30
Univ Of Fl Student Dorms, Alachua	30
Nocatee, Desoto	30
Penney Farms, Clay	30
Bayshore Gardens, Manatee	30
Siesta Key, Sarasota	30

COVID-19: characteristics of 1,936,788 Florida resident cases

Data through Mar 12, 2021 verified as of Mar 13, 2021 at 09:25 AM

Data in this report are provisional and subject to change.

The table below includes the cities and counties of residence for cases in Florida residents based on the patient's ZIP Code. Note that city is not always received as part of the initial notification and may be missing while the case is being investigated.

City and county	Cases
Kinard, Calhoun	30
Wekiva Springs, Seminole	29
Jupiter, Martin	29
Bonita Springs, Collier	29
Lealman, Pinellas	29
South Palm Beach, Palm Beach	29
Orlando, Hillsborough	29
Horseshoe Beach, Dixie	28
Pensacola Beach, Santa Rosa	28
Alturas, Polk	28
Caryville, Holmes	27
City Of Westlake, Palm Beach	27
Florida State, Leon	27
Poinciana, Osceola	27
Homosassa Springs, Citrus	27
Saint Marks, Wakulla	27
Chokoloskee, Collier	26
Palmdale, Glades	26
Long Key, Monroe	26
Bradley, Polk	26
Pine Hills, Orange	26
Little Torch Key, Monroe	26
Tangerine, Orange	25
South Miami Heights, Dade	25
Earleton, Alachua	25
Indian Lake Estates, Polk	25
Sugarloaf Key, Monroe	25
Missing, Monroe	25
Fort Lauderdale, Dade	24
Santa Fe, Alachua	24
Westchase, Hillsborough	24
Missing, Escambia	24
Labelle, Glades	24
Pembroke Park, Broward	24
Hawthorne, Putnam	24
Archer, Levy	23
Ridge Manor, Pasco	23
Westlake, Palm Beach	23
Missing, Manatee	23
Goulds, Dade	23
New Smyrna, Volusia	23
Balm, Hillsborough	22
Tioga, Alachua	22
Missing, Citrus	22
Orange Lake, Marion	22
Wausau, Washington	22
Yankeetown, Levy	22
Paxton, Walton	22
Missing, Brevard	22
Florida Dept Of Corrections, Union	22
Sparr, Marion	22
Sydney, Hillsborough	22
Citrus Ridge, Indian River	22
Kissimmee, Orange	22
La Crosse, Alachua	22
Everglades City, Collier	21
Bonifay, Washington	21
Bostwick, Putnam	21
Loughman, Polk	21

COVID-19: characteristics of 1,936,788 Florida resident cases

Data through Mar 12, 2021 verified as of Mar 13, 2021 at 09:25 AM

Data in this report are provisional and subject to change.

The table below includes the cities and counties of residence for cases in Florida residents based on the patient's ZIP Code. Note that city is not always received as part of the initial notification and may be missing while the case is being investigated.

City and county	Cases
Plymouth, Orange	21
Wabasso, Indian River	21
Florida International University, Dade	21
Perdido Key, Escambia	21
Indian River Shores, Indian River	20
Sun City, Hillsborough	20
Pine Castle, Orange	20
Branford, Lafayette	20
Redington Shores, Pinellas	20
Missing, Okaloosa	20
Laud-By-The-Sea, Broward	20
Lowell, Marion	19
Mango, Hillsborough	19
Candler, Marion	19
Parker, Bay	19
Missing, Indian River	19
Crystal Springs, Pasco	19
Wildlight, Nassau	19
Fort Ogden, Desoto	19
Babcock Ranch, Lee	19
Mexico Beach, Gulf	19
Gulf Stream, Palm Beach	18
Goodland, Collier	18
High Springs, Gilchrist	18
Maxville, Duval	18
Champions Gate, Polk	18
Orlando, Palm Beach	18
Hollywood, Dade	18
Jensen Beach, St. Lucie	18
Ramrod Key, Monroe	18
Trenton, Levy	17
Graceville, Holmes	17
Nalcrest, Polk	17
Nichols, Polk	17
Union Park, Orange	16
Suwannee, Dixie	16
Hernando Beach, Hernando	16
Gulf Hammock, Levy	16
Shady Hills, Pasco	16
Tallevast, Manatee	16
Jacksonville, Unknown	16
West Panama City Beach, Bay	16
Missing, Collier	16
Orlando, Pinellas	16
Otter Creek, Levy	16
Woodville, Leon	16
Forest City, Orange	16
Wewahitchka, Calhoun	16
Lake City, Suwannee	15
Brooksville, Pasco	15
Golden Oak, Orange	15
Lake Buena Vista, Orange	15
Buckingham, Lee	15
Lakewood Ranch, Sarasota	15
Hutchinson Island, St. Lucie	15
White Springs, Columbia	15
Missing, Bay	15
Webster, Hernando	15
Village Of Palmetto Bay, Dade	14

COVID-19: characteristics of 1,936,788 Florida resident cases

Data through Mar 12, 2021 verified as of Mar 13, 2021 at 09:25 AM

Data in this report are provisional and subject to change.

The table below includes the cities and counties of residence for cases in Florida residents based on the patient's ZIP Code. Note that city is not always received as part of the initial notification and may be missing while the case is being investigated.

City and county	Cases
Mount Dora, Orange	14
Laurel Hill, Walton	14
Graham, Bradford	14
Missing, Martin	14
Copeland, Collier	14
Saint Lucie West, St. Lucie	14
Murdock, Charlotte	14
Winter Garden, Lake	14
Trilby, Pasco	13
Daytona Beach Shores, Volusia	13
Hialeah, Unknown	13
Orlando, Brevard	13
Saint George Island, Franklin	13
Orlando, Lake	13
Belleair Bluffs, Pinellas	13
Eau Gallie, Brevard	13
Lake Monroe, Seminole	13
Johns Pass Village, Pinellas	13
Watersound, Walton	13
Kingsley Lake, Bradford	13
Gonzalez, Escambia	13
Steinhatchee, Dixie	13
Braden River, Manatee	13
Wahneta, Polk	13
Roseland, Indian River	13
Durant, Hillsborough	12
Holder, Citrus	12
Mount Plymouth, Lake	12
Missing, Putnam	12
Florida State Univ Admin, Leon	12
Boca Raton, Broward	12
Rosemary Beach, Walton	12
Pensacola Beach, Escambia	12
Choctaw Beach, Okaloosa	12
Orlando, Unknown	12
Unknown, Dade	12
Long Boat Key, Manatee	12
Fort Charlotte, Charlotte	12
Deer Island, Lake	11
East Lake, Marion	11
Alys Beach, Bay	11
Deerfield Beach, Palm Beach	11
Ozona, Pinellas	11
Los Angeles, Dade	11
Indian Creek Village, Dade	11
Naples, Lee	11
Babcock Ranch, Charlotte	11
Greenville, Taylor	11
Citrus Hills, Citrus	11
Orlando, Leon	11
Orlando, Duval	10
Perrine, Dade	10
Briny Breezes, Palm Beach	10
Dade City, Hernando	10
Leisure City, Dade	10
Hillsboro Beach, Broward	10
Missing, Unknown	10
Passport, Unknown	10
Seacrest, Walton	10

COVID-19: characteristics of 1,936,788 Florida resident cases

Data through Mar 12, 2021 verified as of Mar 13, 2021 at 09:25 AM

Data in this report are provisional and subject to change.

The table below includes the cities and counties of residence for cases in Florida residents based on the patient's ZIP Code. Note that city is not always received as part of the initial notification and may be missing while the case is being investigated.

City and county	Cases
Missing, Nassau	10
Captiva, Lee	10
Lake Como, Putnam	10
Miami Gardens, Broward	10
Missing, Polk	10
University Park, Manatee	10
Grandin, Putnam	10
Gibsonia, Polk	10
Redington Beach, Pinellas	10
Missing, Taylor	10
Telogia, Liberty	10
Palma Sola, Manatee	9
Sea Ranch Lakes, Broward	9
Innovation, Pasco	9
Cottdale, Washington	9
Beverly Beach, Flagler	9
Putnam Hall, Putnam	9
Lamont, Madison	9
Lloyd, Jefferson	9
Forest City, Seminole	9
Haines Creek, Lake	9
Cypress, Jackson	9
Rubonia, Manatee	9
Umatilla, Marion	9
Elfers, Pasco	9
Fanning Springs, Gilchrist	9
Day, Lafayette	9
Grant Valkaria, Brevard	9
Nobleton, Hernando	9
Saint Augustine, Duval	9
West Delray Beach, Palm Beach	9
Evinston, Alachua	8
Salem, Taylor	8
Virginia Gardens, Dade	8
Orange Springs, Marion	8
Palm City, St. Lucie	8
Seybold, Dade	8
Saint Augustine Beach, St. Johns	8
Cross Creek, Alachua	8
Fairfield, Marion	8
Fort Walton Beach, Unknown	8
Ferndale, Lake	8
White City, Gulf	8
Worthington Springs, Union	8
Pine Ridge, Citrus	8
Barberville, Volusia	8
Jerome, Collier	8
Ponce De Leon, Walton	8
Missing, Clay	8
Goldenrod, Seminole	8
Switzerland, St. Johns	7
Maitland, Volusia	7
Aripeka, Pasco	7
Holt, Santa Rosa	7
Fort Lauderdale, Unknown	7
Indian Shores, Pinellas	7
River Ranch, Polk	7
Niceville, Walton	7
Orlando, Alachua	7

COVID-19: characteristics of 1,936,788 Florida resident cases

Data through Mar 12, 2021 verified as of Mar 13, 2021 at 09:25 AM

Data in this report are provisional and subject to change.

The table below includes the cities and counties of residence for cases in Florida residents based on the patient's ZIP Code. Note that city is not always received as part of the initial notification and may be missing while the case is being investigated.

City and county	Cases
Fernandina, Nassau	7
Orange Park, Duval	7
Port Saint John, Brevard	7
Basinger, Okeechobee	7
Missing, Flagler	7
University Of Central Fl, Hillsborough	7
Orlando, Pasco	7
Longboat Key, Sarasota	7
Keystone Heights, Bradford	7
Micosukee, Leon	6
Glenwood, Volusia	6
Orchid, Indian River	6
Pensacola, Unknown	6
Ybor City, Hillsborough	6
Morrison, Marion	6
Duck Key, Monroe	6
Newberry, Gilchrist	6
Mayport Naval Station, Duval	6
Lake Butler, Bradford	6
East Rockland Key, Monroe	6
Bradenton, Sarasota	6
Maitland, Osceola	6
Inglis, Citrus	6
Okeechobee, Glades	6
Quail Heights, Dade	6
Punta Gorda, Lee	6
Valkaria, Brevard	6
Deland, Lake	6
Orlando, Flagler	6
Orlando, Marion	6
Sunny Hills, Washington	6
Labelle, Lee	6
Missing, Walton	6
Maitland, Hillsborough	6
Winter Park, Polk	6
Winderemere, Orange	6
Grove City, Charlotte	6
Coco River, Collier	6
Eglin, Okaloosa	6
Ebro, Bay	5
Bruce, Holmes	5
Hialeah, Broward	5
Westchester, Dade	5
Mid Florida, Seminole	5
Ocean Breeze, Martin	5
Port Salerno, Martin	5
Missing, Sarasota	5
Missing, Columbia	5
Missing, Highlands	5
Scottsmoor, Brevard	5
Shady Grove, Taylor	5
Missing, Leon	5
Milton, Escambia	5
Inlet Beach, Bay	5
Mayport, Duval	5
Stuart, St. Lucie	5
Pass, Unknown	5
Miami, Palm Beach	5
Hollywood, Unknown	5

COVID-19: characteristics of 1,936,788 Florida resident cases

Data through Mar 12, 2021 verified as of Mar 13, 2021 at 09:25 AM

Data in this report are provisional and subject to change.

The table below includes the cities and counties of residence for cases in Florida residents based on the patient's ZIP Code. Note that city is not always received as part of the initial notification and may be missing while the case is being investigated.

City and county	Cases
Ocoee, Lake	5
Okeechobee, Martin	5
N/A, Unknown	5
Pompano Beach, Palm Beach	5
Orlando, Manatee	5
Wakulla Springs, Wakulla	5
Fort Lauderdale, Lee	5
Alys Beach, Walton	5
Anastasia Island, St. Johns	5
Miami Beach, Unknown	5
Missing, Alachua	5
Point Washington, Walton	5
University Of Central Fl, Martin	5
Williston, Marion	5
Psl, Unknown	5
San Carlos Park, Lee	5
Pompano Beach, Unknown	5
Bayou George, Bay	5
Boynton Beach, Broward	5
Miramar, Dade	5
Missing, Osceola	5
Miami Gardens, Unknown	5
Kissimmee, Unknown	5
Jacksonville Naval Air Station, Duval	5
Fort Lauderdale, Palm Beach	5
Clarcona, Orange	5
Lamont, Taylor	4
Lazy Lake, Broward	4
Branford, Gilchrist	4
Cape Haze, Charlotte	4
Clewiston, Palm Beach	4
Conch Key, Monroe	4
Okeechobee, Osceola	4
Sandestin, Walton	4
Seacrest, Bay	4
Pompano Beach, Dade	4
Naples, Unknown	4
High Springs, Columbia	4
Hinsdale, Manatee	4
Bella Collina, Lake	4
El Jobean, Charlotte	4
Weirsdale, Lake	4
Oneco, Manatee	4
Indian Rock Beach, Pinellas	4
International Service Center, Dade	4
Island Grove, Alachua	4
Bowling Green, Polk	4
Cypress Gardens, Polk	4
Live Oak, Madison	4
Loxahatchee Groves, Palm Beach	4
Port Charlotte, Unknown	4
West Bradenton, Manatee	4
Marina Del Rey, Dade	4
Greenville, Jefferson	4
Missing, Hernando	4
Oklawaha, Marion	4
Pensacola, Santa Rosa	4
Glen Ridge, Palm Beach	4
Coconut Creek, Palm Beach	4

COVID-19: characteristics of 1,936,788 Florida resident cases

Data through Mar 12, 2021 verified as of Mar 13, 2021 at 09:25 AM

Data in this report are provisional and subject to change.

The table below includes the cities and counties of residence for cases in Florida residents based on the patient's ZIP Code. Note that city is not always received as part of the initial notification and may be missing while the case is being investigated.

City and county	Cases
Ridge Manor Estates, Sumter	4
Margate, Unknown	4
Melrose, Bradford	4
Highland Park, Polk	4
Los Angeles, Broward	4
Jacksonville, Dade	3
Inverness, Polk	3
Lake Worth, Broward	3
Pass, Dade	3
Vero Beach, Brevard	3
Brewton, Escambia	3
Apopka, Broward	3
Lake Harbor, Palm Beach	3
Lanark Village, Franklin	3
Maitland, Polk	3
Orem, Palm Beach	3
Pp, Dade	3
Pp, Unknown	3
Woodside, Broward	3
Tampa Palms, Hillsborough	3
Tampa, Pinellas	3
Pineland, Lee	3
Winter Garden, Seminole	3
Tarpon Springs, Pasco	3
Jacksonville, Clay	3
Ludlam, Dade	3
Laurel, Sarasota	3
Clermont, Orange	3
Village Of Golf, Palm Beach	3
Willwood, Marion	3
Palm Coast, Volusia	3
Port Saint Lucie, Martin	3
Saint Augusaintine Beach, St. Johns	3
Saint Petersburg, Hillsborough	3
Loxahatchee, Broward	3
Miami, Orange	3
Lynbrook, Broward	3
Lake Geneva, Clay	3
Lake City, Duval	3
Lakeland, Hillsborough	3
Immokalee, Lee	3
Hallandale Beach, Unknown	3
Fort Myers, Unknown	3
Bradington, Manatee	3
Blountstown, Liberty	3
Crestview, Walton	3
Cross Key, Monroe	3
Cape San Blas, Gulf	3
Apopka, Lake	3
Mayport Naval Housing, Duval	3
Green Cove Springs, Duval	3
Fernandina Beach, Duval	3
Fpo, Duval	3
Monticello, Madison	3
Vernon, Bay	3
Samoset, Manatee	3
San Fernando, Unknown	3
Delray Beach, Broward	3
Alford, Washington	3

COVID-19: characteristics of 1,936,788 Florida resident cases

Data through Mar 12, 2021 verified as of Mar 13, 2021 at 09:25 AM

Data in this report are provisional and subject to change.

The table below includes the cities and counties of residence for cases in Florida residents based on the patient's ZIP Code. Note that city is not always received as part of the initial notification and may be missing while the case is being investigated.

City and county	Cases
Altamonte Springs, Orange	3
Jonesville, Alachua	3
Julington Creek, St. Johns	3
Jupiter Island, Martin	3
Longwood, Unknown	3
Mims, Volusia	3
Miramar, Unknown	3
Marco Island, Lee	3
Pembroke Pines, Unknown	3
Ocean Reef Club, Monroe	3
Vero Beach, St. Lucie	3
Sorrento, Orange	3
Stuart, Palm Beach	3
Chicago, Lee	3
Coraopolis, Citrus	3
Champions Gate, Osceola	3
Bristol, Calhoun	3
Jacksonville, Alachua	3
North Fort Myers, Charlotte	3
Land O Lakes, Hillsborough	3
Lady Lake, Marion	3
Milligan, Okaloosa	3
Jacksonville , Duval	3
Bay Harbor Islands, Unknown	3
Ft Pierce, St. Lucie	3
Fisher Island, Unknown	3
Westville, Walton	3
Wacissa, Jefferson	3
Sugarloaf, Monroe	3
Port Saint Lucie, Palm Beach	2
Red Bay, Holmes	2
Pembroke Lakes, Broward	2
Sutton, Pasco	2
Tampa, Unknown	2
Saint Marys, Nassau	2
Windermere, Lake	2
Deerfield Beach, Unknown	2
Doral, Unknown	2
Fort Lauderdale, Alachua	2
Brooklyn, Broward	2
Cross City, Taylor	2
Carl Fisher, Dade	2
Jupiter, Dade	2
Homeless, Hillsborough	2
Micanopy, Marion	2
Lakeland, Unknown	2
Melrose, Clay	2
Mesa, Unknown	2
Marina Del Rey, Broward	2
Longview, Dade	2
Jacksonville, Nassau	2
Jacksonville Naval Hospital, Duval	2
Hosford, Calhoun	2
Aventura, Broward	2
000000, Unknown	2
Dfafs, Okaloosa	2
Summerfield, Unknown	2
Tampa, Hernando	2
Sharpes, Brevard	2

COVID-19: characteristics of 1,936,788 Florida resident cases

Data through Mar 12, 2021 verified as of Mar 13, 2021 at 09:25 AM

Data in this report are provisional and subject to change.

The table below includes the cities and counties of residence for cases in Florida residents based on the patient's ZIP Code. Note that city is not always received as part of the initial notification and may be missing while the case is being investigated.

City and county	Cases
Sebring, Desoto	2
Saint Lucie Village, St. Lucie	2
Ormond Beach, Flagler	2
Noma, Holmes	2
Orlando, Lee	2
Panama City, Unknown	2
Pembroke Pines, Dade	2
Vero Beach, Unknown	2
Wauchula, Desoto	2
Yeehaw, Okeechobee	2
Venice, Dade	2
West Palm Beach, Unknown	2
Windermere, Hillsborough	2
Winter Park, Volusia	2
Winter Springs, Orange	2
Okeechobee, Highlands	2
Orlando, Escambia	2
Pompano Beach, Osceola	2
Port Charlotte, Lee	2
Port St. Lucie, St. Lucie	2
Sand Lake, Orange	2
University Of Central Fl, Seminole	2
Union, Manatee	2
Marathon Shores, Monroe	2
Miami, Martin	2
Long Beach, Orange	2
New Port Richey, Hillsborough	2
Jena, Taylor	2
Lauderhill, Unknown	2
Labelle, Collier	2
At Large, Broward	2
Bonnie, Dade	2
Boys Ranch, Suwannee	2
Eatonville, Polk	2
Fort Pierce, Brevard	2
Graceville, Unknown	2
Sarasota, Unknown	2
Seguin, Unknown	2
Sunrise, Unknown	2
Tampa, Broward	2
Tarpon Springs, Hillsborough	2
Oakland Park, Unknown	2
Orlando, Collier	2
Orlando, St. Lucie	2
Plantation Key, Monroe	2
Port Canaveral, Brevard	2
Marysville, Dade	2
Callahan, Duval	2
Dade City, Unknown	2
Cibolo, Orange	2
Claysville, Hernando	2
Crescent Beach, Sarasota	2
Fl State Univ Student, Leon	2
Defuniak Springs, Okaloosa	2
Defuniak Springs, Unknown	2
Blountstown, Jackson	2
Alligator Point, Franklin	2
Coconut Creek, Unknown	2
Crawfordville, Leon	2

COVID-19: characteristics of 1,936,788 Florida resident cases

Data through Mar 12, 2021 verified as of Mar 13, 2021 at 09:25 AM

Data in this report are provisional and subject to change.

The table below includes the cities and counties of residence for cases in Florida residents based on the patient's ZIP Code. Note that city is not always received as part of the initial notification and may be missing while the case is being investigated.

City and county	Cases
Eatonville, Lake	2
Hallandale Beach, Dade	2
Lawtey, Union	2
Missing, Jackson	2
Lutz, Pinellas	2
Los Angeles, Okaloosa	2
Phoenix, Lake	2
None, Dade	2
Mount Pleasant, Gadsden	2
Navarre, Okaloosa	2
West Palm Beach, Broward	2
West Villages, Sarasota	2
Zellwood, Lake	2
Upper Key Largo, Monroe	2
University Of Central Florida, Brevard	2
Seven Springs, Pasco	2
Clermont, Polk	2
Bronx, Seminole	2
Doctors Inlet, Clay	2
Bonifay, Jackson	2
Bonnie, Sarasota	2
Lecanto, Marion	2
Lake Helen, Orange	2
Maitland, Leon	2
Melrose, Alachua	2
Fort Myers, Collier	2
Fort Pierce, Martin	2
West Palm Beach, Dade	2
Weston, Dade	2
Winter Park, Leon	2
Redland, Dade	2
Olustee, Baker	2
Orlando, Santa Rosa	2
Orlando, Charlotte	2
Palm Springs North, Dade	2
Miami Shores, Broward	2
Wekiwa Springs, Seminole	2
Wimauma, Manatee	2
University Of Central Florida, Palm Beach	2
University Of Central Florida, Pinellas	2
Provo, Broward	2
Portland, Unknown	2
Sumatra, Liberty	2
Maitland, Lake	2
Hialeah Lakes, Dade	2
Hialeah, Orange	2
Moore Haven, Hendry	2
Naples, Broward	2
Cassadaga, Volusia	2
Fort Walton Beach, Walton	2
Duke Field Air Force Station, Okaloosa	2
Dunnellon, Levy	2
University Of Central Florida, Broward	2
Orlando, Okaloosa	2
Saint Teresa, Wakulla	2
Maitland, Pasco	2
Miamt, Dade	2
Ocala, Unknown	2
Madison, Unknown	2

COVID-19: characteristics of 1,936,788 Florida resident cases

Data through Mar 12, 2021 verified as of Mar 13, 2021 at 09:25 AM

Data in this report are provisional and subject to change.

The table below includes the cities and counties of residence for cases in Florida residents based on the patient's ZIP Code. Note that city is not always received as part of the initial notification and may be missing while the case is being investigated.

City and county	Cases
Florida Power & Light Co, Dade	2
Amelia City, Nassau	2
Apopka, Unknown	2
Alligator Point, Wakulla	2
Chipley, Jackson	2
Chipley, Holmes	1
Daniel Island, Bay	1
Colorado Springs, Unknown	1
Conifer, Lee	1
Eatonville, Seminole	1
El Paso, Unknown	1
Everett, Dade	1
Dunellen, Dade	1
Destin, Unknown	1
Diamond, Highlands	1
Doral, Broward	1
Altamonte, Orange	1
Alva, Collier	1
333, Unknown	1
Allentown, Putnam	1
Apple Creek, Citrus	1
Amelia Village, Nassau	1
Barefoot Beach, Lee	1
Battle Creek, Manatee	1
Avon, Manatee	1
Aventura, Osceola	1
Bryn Mawr, Palm Beach	1
Burkeville, Brevard	1
Camden Wyoming, Duval	1
Chattanooga, Dade	1
Bear Grass, Palm Beach	1
Azalea Park, Osceola	1
Boca Raton,, Palm Beach	1
Boston, Dade	1
Brewster, Volusia	1
Fort Denaud, Glades	1
Fort Meyers, Lee	1
Fairless Hills, Broward	1
FI State Lot, Leon	1
Fortlauderdale, Unknown	1
Fortwalton Beach, Okaloosa	1
Ft Pierce, Unknown	1
Garland, Orange	1
Hilliard, Unknown	1
Homeless, Dade	1
Homer, Escambia	1
Hickory, Lee	1
Hallandate Ben, Unknown	1
Havana, Leon	1
Longwood, Orange	1
Lapeer, Manatee	1
Lauderdale Hill, Unknown	1
Lehigh Cares, Lee	1
Live Oak, Columbia	1
Loganville, Orange	1
Lake Mary, Lake	1
Knoxville, Escambia	1
Jeffersonville, Broward	1
North Miami, Broward	1

COVID-19: characteristics of 1,936,788 Florida resident cases

Data through Mar 12, 2021 verified as of Mar 13, 2021 at 09:25 AM

Data in this report are provisional and subject to change.

The table below includes the cities and counties of residence for cases in Florida residents based on the patient's ZIP Code. Note that city is not always received as part of the initial notification and may be missing while the case is being investigated.

City and county	Cases
Ocean City, Broward	1
Old Town, Gilchrist	1
Opa Locka, Polk	1
Orem, Sarasota	1
Orem, Unknown	1
Miami Garden, Unknown	1
Middleburg, Duval	1
Midland, Osceola	1
Miami, Charlotte	1
Miamii, Dade	1
Missing, Wakulla	1
Monterey, Broward	1
Mumford, Manatee	1
N/A, Duval	1
Naples, Alachua	1
San Antonio, Dade	1
San Diego, Unknown	1
Ridgewood, Broward	1
Riverview, Manatee	1
Roseland, Palm Beach	1
Porter Ranch, Dade	1
Raiford, Bradford	1
Republic, Monroe	1
Richmond, Palm Beach	1
Oviedo, Leon	1
Palm City, Unknown	1
Ponte Vedra Beach, Orange	1
Port Orange , Volusia	1
Port Saint Lucie, Indian River	1
Plant City, Unknown	1
Pompano Beach, Alachua	1
University Of Central Florida, Hillsborough	1
University Of Central Fl, Pasco	1
Union City, Bradford	1
Village Of Palm Springs, Palm Beach	1
Virginia Beach, Alachua	1
Webster, Pasco	1
Wilbur By The Sea, Volusia	1
Willowbrook, Lee	1
Tampa, Escambia	1
Tampa, Manatee	1
Tangerine, Lake	1
Sebastian, Lake	1
Steinhatchee, Alachua	1
Sanford, Palm Beach	1
Russellville, Hillsborough	1
Saint Augustine, Okaloosa	1
Westerville, Hillsborough	1
Wilton Manors, Dade	1
Winston Salem, Unknown	1
Winter Garden, Hillsborough	1
Woodland Hills, Brevard	1
Youngstown, Calhoun	1
Yulee, Duval	1
Downers Grove, St. Lucie	1
Export, Palm Beach	1
Fdsf, Unknown	1
Felda, Palm Beach	1
Flagler Beach, Volusia	1

COVID-19: characteristics of 1,936,788 Florida resident cases

Data through Mar 12, 2021 verified as of Mar 13, 2021 at 09:25 AM

Data in this report are provisional and subject to change.

The table below includes the cities and counties of residence for cases in Florida residents based on the patient's ZIP Code. Note that city is not always received as part of the initial notification and may be missing while the case is being investigated.

City and county	Cases
Flora, Lee	1
Fresno, Pasco	1
Fort Myers, Lake	1
Green, Clay	1
Greensburg, Orange	1
Greenville, Monroe	1
Gulf Shores, Escambia	1
Fruitland Park, Sumter	1
Fwb, Unknown	1
Gainesville, Marion	1
Gastonia, Polk	1
Clearwater, Highlands	1
Clermont, Unknown	1
Columbia, Orange	1
Coral Gables, Unknown	1
Coral Springs, Unknown	1
Cornelius, Leon	1
Crestview, Dade	1
Dade City, Polk	1
Dania, Unknown	1
Darien, Pasco	1
Arcadia, Charlotte	1
Aspen, Palm Beach	1
Atlanta, Broward	1
Aurburndale, Polk	1
Aventura, Unknown	1
Azalea Park, Sarasota	1
Bartow, Unknown	1
Biscayne Park, Broward	1
Boca Roton, Unknown	1
Alpharetta, Alachua	1
Apalachicola, Leon	1
Brooksville, Columbia	1
Bryn Mawr, Collier	1
Canfield, Duval	1
Naugatuck, Lee	1
Myakka, Duval	1
Newport Beach, Palm Beach	1
North Little Rock, Palm Beach	1
New Vernon, Sarasota	1
New York, Broward	1
Northville, Broward	1
Ocala, Indian River	1
Ocoee, Broward	1
Missing, Baker	1
Middleburg, Unknown	1
Milford, Palm Beach	1
Milford, Polk	1
Minneapolis, Broward	1
Melbourne, Orange	1
Miami Beach, Palm Beach	1
Miami Granders, Dade	1
Hilliard, Dade	1
Hollywood, Leon	1
Holt, Unknown	1
Homestead, Monroe	1
Humble, Broward	1
Havanna, Gadsden	1
Jan Phyl Village, Polk	1

COVID-19: characteristics of 1,936,788 Florida resident cases

Data through Mar 12, 2021 verified as of Mar 13, 2021 at 09:25 AM

Data in this report are provisional and subject to change.

The table below includes the cities and counties of residence for cases in Florida residents based on the patient's ZIP Code. Note that city is not always received as part of the initial notification and may be missing while the case is being investigated.

City and county	Cases
Johns Island, Wakulla	1
Killarney, Orange	1
Knoxville, Duval	1
Loxahatchee, Martin	1
Maitland, Unknown	1
Lake City, Volusia	1
Los Angeles, Polk	1
Lakeland, Pasco	1
Lakewood, Unknown	1
Sumter Ville, Unknown	1
Tallahassee, Escambia	1
Springhill, Unknown	1
Stockbridge, Leon	1
Sullivans Island, Dade	1
Tinley Park, Lee	1
University Of Central Fl, Dade	1
Telluride, Lee	1
Tampa, Dade	1
Tampa, Lee	1
Sevierville, Dade	1
South Otselic, Dade	1
Southampton, Palm Beach	1
Saint Petersburg, Dade	1
San Juan, Osceola	1
San Pedro Sula, Dade	1
Sandy, Duval	1
Richmond Heights, Dade	1
Riverview, Pinellas	1
Rochester, Lee	1
Rosemary Beach, Bay	1
Saint Cloud, Orange	1
Pound Ridge, Leon	1
Ponce, Orange	1
Port Charlotte Fl, Unknown	1
Plant City, Pinellas	1
Plantation, Unknown	1
Plant City, Hendry	1
Orlando, Highlands	1
Opa Locka, Unknown	1
Orem, Nassau	1
Olando, Orange	1
Ocoee, Polk	1
Wayne, Dade	1
Windermere, Polk	1
Winter Park, Lake	1
West Simsbury, Collier	1
Miami, Collier	1
Miami, St. Lucie	1
New Richmond, Volusia	1
Oakland, Leon	1
Ocala, Alachua	1
Okeechobee, St. Lucie	1
Panama City, Walton	1
Palm Coast, Duval	1
Orlando, Union	1
Ovido, Seminole	1
Oxford, Palm Beach	1
Opalocka, Dade	1
North Canton, Palm Beach	1

COVID-19: characteristics of 1,936,788 Florida resident cases

Data through Mar 12, 2021 verified as of Mar 13, 2021 at 09:25 AM

Data in this report are provisional and subject to change.

The table below includes the cities and counties of residence for cases in Florida residents based on the patient's ZIP Code. Note that city is not always received as part of the initial notification and may be missing while the case is being investigated.

City and county	Cases
Rio Dell, Volusia	1
Rochelle, Volusia	1
Saint Cloud, Lee	1
Saint Johns, Orange	1
San Antonio, Sarasota	1
San Antonio, Unknown	1
Sanford, Volusia	1
Perry, Leon	1
Perth Amboy, Monroe	1
Port Orange, Unknown	1
Port Saint Lucie, Orange	1
Princeton, Alachua	1
Provincetown, Collier	1
Tampa, Volusia	1
Tangerine, Seminole	1
Shannon, Collier	1
Soldotna, Broward	1
Spring Park, Alachua	1
Steinhatchee, Madison	1
South Burlington, Orange	1
Winter Park, Osceola	1
Wood River, Polk	1
Worcester, Palm Beach	1
Wheaton, Lee	1
Wilmington, Broward	1
Winter Park, Alachua	1
Wesley Chapel, Alachua	1
Umatilla, Alachua	1
University Of Central Florida, Monroe	1
Virginia Beach, Hernando	1
Waco, Broward	1
Washington, Broward	1
Tewksbury, Orange	1
Toms River, Dade	1
Grassy Key, Monroe	1
Gainesville, Baker	1
Gilmer, Dade	1
Haverford, Hillsborough	1
Herrin, Orange	1
Jacksonville, Manatee	1
Jamaica, Broward	1
Kingsland, Duval	1
Kissimmee, Brevard	1
Jupiter, Unknown	1
Jersey City, Polk	1
Miamf, Dade	1
Miami G, Dade	1
Marshall, Palm Beach	1
Marianna, Calhoun	1
Lyndhurst, Broward	1
Magnolia Square, Osceola	1
Maitland, Alachua	1
Lake In The Hills, Columbia	1
Lake Placid, Alachua	1
Lake Worth Beach, Broward	1
Lander, Citrus	1
Lemoyne, Manatee	1
Los Angeles, Palm Beach	1
Lawrence Township, Palm Beach	1

COVID-19: characteristics of 1,936,788 Florida resident cases

Data through Mar 12, 2021 verified as of Mar 13, 2021 at 09:25 AM

Data in this report are provisional and subject to change.

The table below includes the cities and counties of residence for cases in Florida residents based on the patient's ZIP Code. Note that city is not always received as part of the initial notification and may be missing while the case is being investigated.

City and county	Cases
Las Vegas, Orange	1
Bryant, Alachua	1
Bronx, Broward	1
Buffalo, Palm Beach	1
Carol Stream, Orange	1
Castleberry, Escambia	1
Charlotte, Pasco	1
Apo, Pasco	1
Apopka, Flagler	1
99, Unknown	1
Alanson, Bay	1
Aollywoss, Dade	1
Boca Raton, Unknown	1
Bohealia, Lee	1
Blowing Rock, Polk	1
Belleair, Hillsborough	1
Dorchester, Orange	1
Deland, Polk	1
Dallas, Lee	1
De Leon Springs, Putnam	1
Dearborn, Lee	1
Floralda, Escambia	1
Fanning Springs, Levy	1
Fargo, Unknown	1
Estero, Collier	1
Clear Brook, Lee	1
Crestview, Holmes	1
Cumberland, Palm Beach	1
Dade City, Hillsborough	1
College Station, Lake	1
Columbus, Brevard	1
Cookeville, Seminole	1
Tiffin, Highlands	1
Tallahassee, Duval	1
Tallahassee, Unknown	1
Tampa, Palm Beach	1
Tavares, Marion	1
Tulsa, Orange	1
Sun City Center, Hardee	1
Sunny Isles Beach, Broward	1
Spring Hill , Hernando	1
Spring Hill, Dade	1
Starke, Clay	1
Stone Mountain, Palm Beach	1
Saint Cloud, Unknown	1
Saint Johns, Unknown	1
Shelton, Manatee	1
Sarasota, Flagler	1
Saxis, Lee	1
Schenectady, Polk	1
Sebring, Lee	1
Zolfo Springs, Polk	1
Winter Park, Broward	1
Winter Park, Indian River	1
Winter Park, Lee	1
Westbrook, Dade	1
Wichita, Volusia	1
Washington, Unknown	1
Venice, Unknown	1

COVID-19: characteristics of 1,936,788 Florida resident cases

Data through Mar 12, 2021 verified as of Mar 13, 2021 at 09:25 AM

Data in this report are provisional and subject to change.

The table below includes the cities and counties of residence for cases in Florida residents based on the patient's ZIP Code. Note that city is not always received as part of the initial notification and may be missing while the case is being investigated.

City and county	Cases
Vernon, Unknown	1
Winder Garden, Orange	1
Windermere, Leon	1
Windermere, Osceola	1
Windermere, Seminole	1
Winter Garden, Broward	1
Wells, Polk	1
Winter Garden, Pinellas	1
New Orleans, Palm Beach	1
Newark, Broward	1
Newburgh, Bay	1
Navarre, Dade	1
Middlesburg, Duval	1
North Pole, Seminole	1
North Port, Lee	1
Ocoee, Osceola	1
Okeechobee, Broward	1
Old Town, Alachua	1
Omaha, Palm Beach	1
Ona, Manatee	1
Oooooo, Unknown	1
Opa Locka, Broward	1
Orange Park , Duval	1
Orlando, Columbia	1
Orlando, Indian River	1
Orem, Broward	1
Rye, Duval	1
Saint Petersburg, St. Lucie	1
Sandford, Seminole	1
Potomac, Palm Beach	1
Rex, Duval	1
Parker, Dade	1
Parker, Leon	1
Peoria, Unknown	1
Port Everglades, Broward	1
Plantation, Orange	1
Pompano Beach, Martin	1
Palm Coast, Polk	1
Pacifica, Dade	1
Ormond Beach, Unknown	1
Oviedo, Brevard	1
Orlando, Sarasota	1
Louisville, Manatee	1
Los Angeles Ca, Unknown	1
Los Angeles, Hardee	1
Littleton, Dade	1
Margate, Dade	1
Marshall, Dade	1
Mary Esther, Unknown	1
Medford, Palm Beach	1
Macdill Air Force Base, Hillsborough	1
Miami Beach, Broward	1
Miami Lakes, Unknown	1
Miami, Hillsborough	1
Miami, Manatee	1
Leesburg, Marion	1
Lehigh Acres, Dade	1
Lewisburg, Pasco	1
Largo, Unknown	1

COVID-19: characteristics of 1,936,788 Florida resident cases

Data through Mar 12, 2021 verified as of Mar 13, 2021 at 09:25 AM

Data in this report are provisional and subject to change.

The table below includes the cities and counties of residence for cases in Florida residents based on the patient's ZIP Code. Note that city is not always received as part of the initial notification and may be missing while the case is being investigated.

City and county	Cases
Lake City, Hamilton	1
La Grange, Dade	1
Harrison, Pinellas	1
Holly Ridge, Orange	1
Homeless, Polk	1
Homosassa, Hernando	1
Jerusalem, St. Johns	1
East Hampton, Palm Beach	1
Cypress, Leon	1
Davenport, Orange	1
Daytona Beach, Unknown	1
Deland, St. Lucie	1
Deltona, Orange	1
Fort Myers-, Lee	1
Fort Pierce, Unknown	1
Fort Myers, Manatee	1
Foley, Escambia	1
Gainesville, Duval	1
Granada Hills, Broward	1
Guilford, Dade	1
Hailandale, Unknown	1
Conway, Leon	1
Coventry, Broward	1
Clermont, Volusia	1
Clewiston, Glades	1
Bridgeport, Dade	1
Bronx, Palm Beach	1
Cartersville, Unknown	1
Altoona, Marion	1
Anaheim, Unknown	1
Argyle, Walton	1
Athens, Duval	1
Blue Ridge, Okeechobee	1
Bogota, Orange	1
Bradenton, Dade	1
Bradenton, Osceola	1
Dona Vista, Lake	1
East Setauket, Palm Beach	1
El Dorado, Palm Beach	1
Fleming Island, Duval	1
Fellsmere, Brevard	1
Crestview, Broward	1
Clearwater, Leon	1
Charlotte, Alachua	1
Dalecity, Okaloosa	1
Daytona Beach, Orange	1
Deerfield Beach, Polk	1
Crystal River, Marion	1
Crystal River, Unknown	1
Canton, Duval	1
Cantonment, Santa Rosa	1
Cape Coral, Unknown	1
Brooklyn, Polk	1
Bryceville, Duval	1
Bradenton, Lee	1
Boca Raton, Dade	1
Boca Raton, Madison	1
Bogota, Unknown	1
Bal Harbour, Broward	1

COVID-19: characteristics of 1,936,788 Florida resident cases

Data through Mar 12, 2021 verified as of Mar 13, 2021 at 09:25 AM

Data in this report are provisional and subject to change.

The table below includes the cities and counties of residence for cases in Florida residents based on the patient's ZIP Code. Note that city is not always received as part of the initial notification and may be missing while the case is being investigated.

City and county	Cases
Atlanta, Walton	1
Attalla, Broward	1
Auburn, Palm Beach	1
Autaville, Broward	1
Apopka, Volusia	1
Alachua, Suwannee	1
Alafaya, Broward	1
Alafaya, Pinellas	1
Lake Clarke Shores, Palm Beach	1
Lake Forest, Collier	1
Merrick, Palm Beach	1
Metter, Manatee	1
Miami, Osceola	1
Miamiardens, Unknown	1
Miamksaohes, Dade	1
Jacksonville, Baker	1
Jacksonville, Marion	1
Irmo, Unknown	1
Key West, Palm Beach	1
Kilgore, Dade	1
Jupiter Inlet, Palm Beach	1
Jzx, Unknown	1
Land O Lakes, Unknown	1
Lawton, Okaloosa	1
Levittown, Palm Beach	1
Lima, Manatee	1
Lima, Volusia	1
Macclenny, Dixie	1
Madison, Jefferson	1
Maitland, Collier	1
Florida City, Unknown	1
Fort Lauderdale, Collier	1
Gainesville, Levy	1
Glen Cove, Unknown	1
Glen Saint Mary, Duval	1
Golden Oak, Hillsborough	1
Golf, Palm Beach	1
Immokalee, Walton	1
Greensboro, Leon	1
Pooler, Broward	1
Port St. Lucie, Unknown	1
Punta Gorda, Sarasota	1
Putnam, Putnam	1
Ridgewood, Lee	1
Roayl Palm Beach, Palm Beach	1
Roseville, Broward	1
Rye, Palm Beach	1
Saint Petersburg, Bay	1
Plantation, Leon	1
Pensacola, Dade	1
Panomo City, Bay	1
Parrish, Sarasota	1
Orlando, Walton	1
Oviedo, Lake	1
Orlando, St. Johns	1
Orlando, Gadsden	1
Orlando, Hernando	1
Ocala, Duval	1
North Porte, Unknown	1

COVID-19: characteristics of 1,936,788 Florida resident cases

Data through Mar 12, 2021 verified as of Mar 13, 2021 at 09:25 AM

Data in this report are provisional and subject to change.

The table below includes the cities and counties of residence for cases in Florida residents based on the patient's ZIP Code. Note that city is not always received as part of the initial notification and may be missing while the case is being investigated.

City and county	Cases
Notrealville, Polk	1
Nashville, Palm Beach	1
Okeechobi, Unknown	1
Orem, Dade	1
Orlando, Citrus	1
Monument, Broward	1
Mokena, Lee	1
Miami Dade, Unknown	1
Myrtle Beach, Broward	1
Morrisville, Palm Beach	1
North Brunswick, St. Lucie	1
North Grafton, Dade	1
North Lauderdale, Unknown	1
Syracuse, Unknown	1
Twentynine Palms, Broward	1
Vernon, Walton	1
Venezuela, Unknown	1
Waukesha, Volusia	1
Surprise, Unknown	1
St Cloud, Orange	1
St Helena Is, Dade	1
South Miami, Broward	1
San Marcos, Unknown	1
West Miami, Unknown	1
Whippany, Volusia	1
Xifamk, Dade	1
Windermere, Alachua	1
Winfield, Hillsborough	1
Winter Garden, Unknown	1
Winter Park, Brevard	1
Winter Park, Unknown	1
Eureka, Flagler	1
Evansville, Citrus	1
Fort Worth, Broward	1
Franklin, Orange	1
Frostproof, Highlands	1
Gainesville, Palm Beach	1
Gainesville, Santa Rosa	1
Crescent City, Marion	1
Crestview, Unknown	1
Denton, Broward	1
Destin, Bay	1
Commerce Township, Manatee	1
Coral Gables , Dade	1
Crawfordville, Alachua	1
Brownsville, Escambia	1
Bonnie, St. Johns	1
Belleair Bluffs, Unknown	1
Clearwater, Hillsborough	1
Coal City, Pasco	1
Celebration, Orange	1
Chicago, Broward	1
Choctaw Beach, Unknown	1
Austin, Dade	1
Apo, Collier	1
Big Torch Key, Monroe	1
Black, Holmes	1
Boca Raton, Lee	1
Bonifay, Unknown	1

COVID-19: characteristics of 1,936,788 Florida resident cases

Data through Mar 12, 2021 verified as of Mar 13, 2021 at 09:25 AM

Data in this report are provisional and subject to change.

The table below includes the cities and counties of residence for cases in Florida residents based on the patient's ZIP Code. Note that city is not always received as part of the initial notification and may be missing while the case is being investigated.

City and county	Cases
8852 Teacher Ln, Pasco	1
Addison, Pasco	1
Apopka, Citrus	1
Apopka, Hillsborough	1
Arabi, Orange	1
Indianapolis, Lee	1
Jupiter, Pinellas	1
Kansas City, Palm Beach	1
Gwynn Oak, Polk	1
Lake In The Hills, Broward	1
Lake Worth, Unknown	1
Litchfield Park, Monroe	1
Littleton, St. Johns	1
Newaygo, Charlotte	1
New Canaan, Dade	1
Na, Dade	1
Naples, Leon	1
Melbourne, Volusia	1
Mattoon, Lee	1
Milford, Bay	1
Milford, Unknown	1
Los Angeles, Orange	1
Maitland, Palm Beach	1
Marianna, Leon	1
Marianna, Washington	1
Mary Esther, Hillsborough	1
Tavares, Unknown	1
Temple, Palm Beach	1
Surfside Beach, Orange	1
Tampa, Duval	1
Summerdale, Escambia	1
Sun City Center, Lee	1
Saint Charles, Orange	1
St Peterburg, Orange	1
Stiamk, Dade	1
Scottsdale, Brevard	1
Scottsdale, Palm Beach	1
Roswell, Bay	1
Ruskin, Dade	1
Ruskin, Manatee	1
Saint Petersburg, Duval	1
Saint Petersburg, Manatee	1
Port Saint Lucie, Marion	1
Port St Luice, Unknown	1
Pensacola Naval Hospital, Escambia	1
Plymouth, Pasco	1
Pass-A-Grille, Pinellas	1
Oviedo, Orange	1
Pace, Escambia	1
Painted Post, Pasco	1
Palatka, Marion	1
Okeechobee, Unknown	1
North Port, Charlotte	1
Winter Springs, Polk	1
Youngstown, Washington	1
Winnetka, Dade	1
Winter Garden, Osceola	1
Winter Haven, Osceola	1
Winter Park, Duval	1

COVID-19: characteristics of 1,936,788 Florida resident cases

Data through Mar 12, 2021 verified as of Mar 13, 2021 at 09:25 AM

Data in this report are provisional and subject to change.

The table below includes the cities and counties of residence for cases in Florida residents based on the patient's ZIP Code. Note that city is not always received as part of the initial notification and may be missing while the case is being investigated.

City and county	Cases
Winter Park, Palm Beach	1
Wabasha, Clay	1
Unknown, Duval	1
Upland, Manatee	1
West Hollywood, Broward	1
Wakefield, Broward	1
Waverly, Duval	1
Weston, Unknown	1
Wildwood, Lee	1
Willington, Lee	1
Windermere, Volusia	1
Wtixrat, Dade	1
Westlake Village, Unknown	1
White Plains, Broward	1
Whites Creek, Leon	1
Watersound, Bay	1
University Of Central Florida, Lee	1
Unk, Duval	1
Ventura, Orange	1
Pembroke Pines, Orange	1
Pensacola, Sumter	1
Perth Amboy, Hillsborough	1
Puerto Rico, Unknown	1
Punta Gorda, Unknown	1
Randolph, Orange	1
Rivera Beach, Palm Beach	1
Port Orange, Brevard	1
Powell, Lee	1
Orlando, Jackson	1
Paducah, Manatee	1
Palm Coast, Unknown	1
Oldsra, Manatee	1
Newberry, Levy	1
Saint Petersburg, Charlotte	1
Saint Augustine, Flagler	1
Seffener, Hillsborough	1
Seminole, Lee	1
Sunrtise, Dade	1
Tallahassee, Madison	1
Trenton, Dixie	1
Uknown, Unknown	1
Toms River, Lee	1
Tourist, Dade	1
Stratford, Broward	1
Crossings, Unknown	1
Davenport, Lake	1
Davie, Unknown	1
Dayton, Orange	1
Edgewood, Broward	1
Elkton, Putnam	1
Chesterfield, Broward	1
Carteret, Polk	1
Cincinnati, Dade	1
Connellsville, Highlands	1
Armstrong, St. Johns	1
Atl, Brevard	1
Alva, Escambia	1
Andalusia, Escambia	1
Arcadia, Highlands	1

COVID-19: characteristics of 1,936,788 Florida resident cases

Data through Mar 12, 2021 verified as of Mar 13, 2021 at 09:25 AM

Data in this report are provisional and subject to change.

The table below includes the cities and counties of residence for cases in Florida residents based on the patient's ZIP Code. Note that city is not always received as part of the initial notification and may be missing while the case is being investigated.

City and county	Cases
Baker, Santa Rosa	1
Belleville, Palm Beach	1
Belmont, Santa Rosa	1
Blountstown, Broward	1
Bronson, Alachua	1
Brooker, Alachua	1
Bradenton, Clay	1
Brandon, Pinellas	1
Bonita, Lee	1
Bocaraten, Palm Beach	1
Hudson, Pinellas	1
Hoosick Falls, Broward	1
Indian Rock Beach, Palm Beach	1
Interlachen, Duval	1
Kure Beach, Monroe	1
Lakeland, Palm Beach	1
Floral, Okaloosa	1
Forestville, Volusia	1
Gibsonton, Unknown	1
Gainesville, Okaloosa	1
Gainesville, Unknown	1
Greenbrier, Bay	1
Groveland, Orange	1
Hialeahgardens, Dade	1
Hiram, Leon	1
Longwood, Broward	1
Lucedale, St. Lucie	1
Mayaguez, Dade	1
Macclenny, Duval	1
Mantua, Broward	1
Middletown, Osceola	1
North Laud, Unknown	1
Ocala, Citrus	1
Ocoee, Unknown	1
Odessa, Dade	1
New Vernon, Palm Beach	1
Monroe, Hillsborough	1
Missing, Gilchrist	1
Lake Butler, Alachua	1
Knoxville, Bay	1
Ldhl, Broward	1
Las Vegas, Palm Beach	1
Longwood, Volusia	1
Lincoln, St. Lucie	1
Little Neck, Lee	1
Mckinney, Broward	1
Miamc, Dade	1
Matawan, Palm Beach	1
Milford, Lee	1
Missing, Okeechobee	1
Monroe Township, Palm Beach	1
Moore Haven, Okeechobee	1
Morrisville, Unknown	1
Homeless, Monroe	1
Homeless, Pinellas	1
Howell, Dade	1
Hudson, Hernando	1
Hoclywsod, Dade	1
Holiday, Pinellas	1

COVID-19: characteristics of 1,936,788 Florida resident cases

Data through Mar 12, 2021 verified as of Mar 13, 2021 at 09:25 AM

Data in this report are provisional and subject to change.

The table below includes the cities and counties of residence for cases in Florida residents based on the patient's ZIP Code. Note that city is not always received as part of the initial notification and may be missing while the case is being investigated.

City and county	Cases
Hernando, Marion	1
Hialeah, Collier	1
Indian Rocks Beach, Duval	1
Indiantown, Palm Beach	1
Inglewood, Sarasota	1
Jupiter, St. Lucie	1
Kenilworth, Leon	1
Key West, Duval	1
Kingsland, Nassau	1
Keys West, Unknown	1
Jacksonville, Orange	1
Jefferson, Dade	1
Jonesboro, Leon	1
Inverness, Marion	1
Inwood, Broward	1
Irvine, Marion	1
Istachatta, Hernando	1
Carmel, Orange	1
Cedar Springs, Hernando	1
Chicago, Unknown	1
Coconut Ck, Unknown	1
Dallas, Hernando	1
Dayton, Lake	1
Daytona Beach, Pinellas	1
Dearborn, Broward	1
Deer Park, Dade	1
Brooklyn, Dade	1
Brooklyn, Lee	1
Caracas, Dade	1
Bonnie, Broward	1
Boston, Broward	1
Big Coppitt Key, Monroe	1
Bel Air, Collier	1
O, Manatee	1
Alachua, Duval	1
Alpharetta, Broward	1
Apopka, Clay	1
Asheville, Highlands	1
Astoria, Broward	1
Atmore, Escambia	1
Bartow, Hardee	1
Fort Lauderdale, Leon	1
Fort Myers, Sarasota	1
Fort Pierce, Palm Beach	1
Fort White, Clay	1
Garden City, Alachua	1
Gaylord, Orange	1
Gotcha, Orange	1
Greensburg, Palm Beach	1
Haines City, Osceola	1
Hallandale, Unknown	1
Helen, Bay	1
Downingtown, Broward	1
Downingtown, Hillsborough	1
Dpo, Santa Rosa	1
Dunedin, Unknown	1
Deerfield, Dade	1
Deland, Seminole	1
Deltona, Seminole	1

COVID-19: characteristics of 1,936,788 Florida resident cases

Data through Mar 12, 2021 verified as of Mar 13, 2021 at 09:25 AM

Data in this report are provisional and subject to change.

The table below includes the cities and counties of residence for cases in Florida residents based on the patient's ZIP Code. Note that city is not always received as part of the initial notification and may be missing while the case is being investigated.

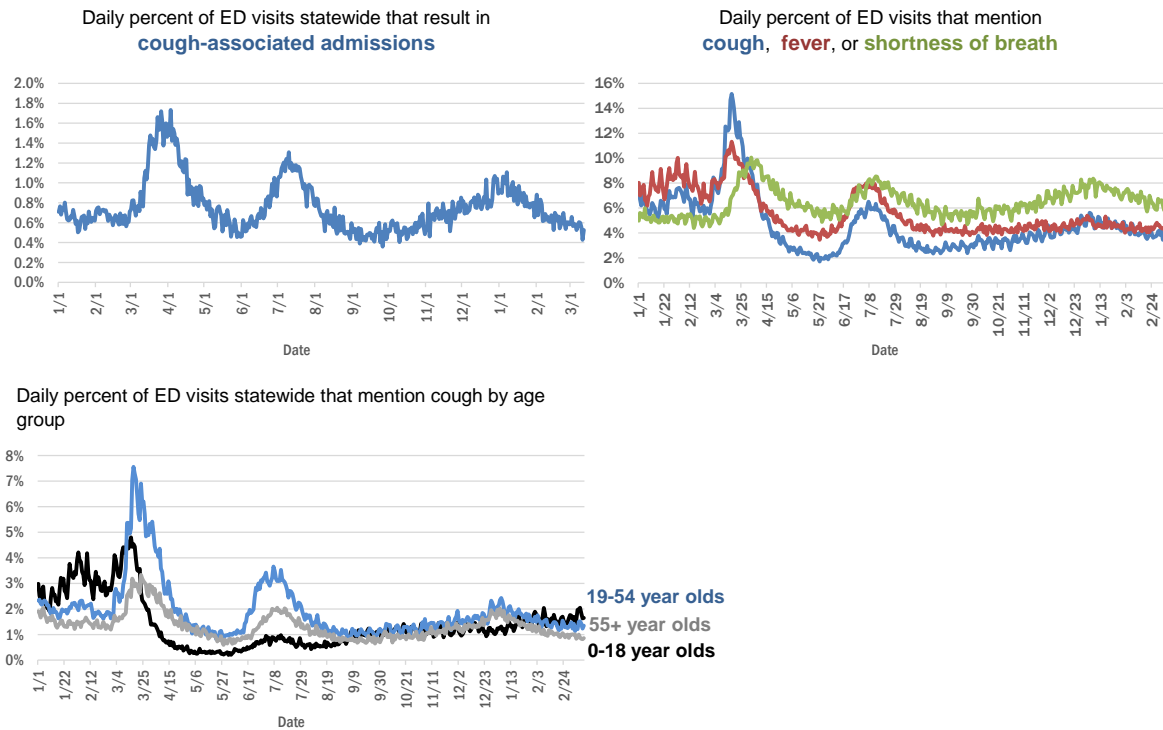
City and county	Cases
Erie, Monroe	1
East Palatka, Hillsborough	1
Eastpoint, Leon	1
Winter Garden, Duval	1
Woodbine, Nassau	1
West Apm Beach, Palm Beach	1
West Yarmouth, St. Lucie	1
Yulee, St. Johns	1
Zephyrhills, Hillsborough	1
Tavares, Orange	1
Tequesta, Martin	1
Topsham, Manatee	1
Town Of Nocatee, St. Johns	1
Troy, Manatee	1
Unkn, Duval	1
Syracuse, Polk	1
Tallahassee, Dade	1
Tamarac, Dade	1
Waipahu, Santa Rosa	1
Ward, Polk	1
Wellborn, Columbia	1
Sunbright, Palm Beach	1
Venetian Islands, Dade	1
Palmetto Bay, Palm Beach	1
Palmetto, Pasco	1
Parma, Manatee	1
Pass-A-Grille Beach, Pinellas	1
Palm Beach Gardens, Unknown	1
Orlo Vista, Orange	1
Other, Dade	1
Oldsmar, Hillsborough	1
Olean, Alachua	1
North Palm Beach, Orange	1
Northport, Sarasota	1
Oakland, Lee	1
Missing, Levy	1
Myakka City, Sarasota	1
New Middletown, Hillsborough	1
New Port Richey, Pinellas	1
New Port Richey, Unknown	1
Newberry, Marion	1
Russellville, Bay	1
Sagamore Beach, Charlotte	1
Saint Cloud, Palm Beach	1
Prattville, Hillsborough	1
Prestonsburg, Bay	1
Quincy, Jackson	1
Rapid City, Broward	1
Petersburg, Manatee	1
Piassa, Putnam	1
Suitland, Volusia	1
Sanford, Unknown	1
Seminole, Leon	1
Saint Joseph, Volusia	1
San Antonio, Orange	1
Shalimar, Unknown	1
Shirley, Flagler	1
Total	1,936,788

COVID-19: additional surveillance information

Data through Mar 12, 2021 verified as of Mar 13, 2021 at 09:25 AM

Data in this report are provisional and subject to change.

Statewide emergency department (ED) chief complaint and admission data



The Electronic Surveillance System for the Early Notification of Community-Based Epidemics (ESSENCE-FL) includes chief complaint data from 211 of 211 Florida EDs. Data are transmitted electronically to ESSENCE-FL daily or hourly.

COVID-19: testing by laboratory

Data through Mar 12, 2021 verified as of Mar 13, 2021 at 09:25 AM

Data in this report are provisional and subject to change.

The numbers in the table below represent the number of Florida and non-Florida residents for whom test results were received by the Department of Health. A person can be tested by more than one laboratory and can have both positive and negative results. **Therefore, the sum of the numbers in each column will be larger than the total number of people tested.**

Reporting lab	Inconclusive	Negative	Positive	Percent positive	Total
LABORATORY CORPORATION OF AMERICA	2,529	1,597,825	217,892	12%	1,818,246
CURATIVE LABS	14,481	1,546,733	234,668	13%	1,795,882
QUEST DIAGNOSTICS	11,758	1,356,354	200,005	13%	1,568,117
BIO REFERENCE LABORATORIES, INC	7,566	926,751	178,054	16%	1,112,371
HELIX	8,627	629,567	110,298	15%	748,492
REALTOX LABS LLC	6,428	590,840	97,185	14%	694,453
NOMI_HEALTH	2,667	431,719	59,922	12%	494,308
RCA LABORATORY SERVICES, LLC/GENETWORX		398,859	42,988	10%	441,847
GENETWORX	661	390,597	32,971	8%	424,229
CDR MAGUIRE - HEALTH CARE CENTER		338,623	51,548	13%	390,171
IMPACT HEALTH BIOMETRIC TESTING, INC	1,041	218,375	25,772	11%	245,188
EAST FLORIDA STATE COLLEGE - BREVARD□		212,886	26,986	11%	239,872
PWNHEALTH	1,511	202,335	27,323	12%	231,169
PALM BEACH BALLPARK		207,014	20,725	9%	227,739
BPHL-JACKSONVILLE	18	184,879	32,167	15%	217,064
NOMI HEALTH LAB SERVICES		172,673	19,906	10%	192,579
ADVENTHEALTH LAB	99	160,632	20,737	11%	181,468
MAKO GENOMICS	7,689	138,382	25,236	15%	171,307
FULGENT DIAGNOSTICS LABORATORY	3,242	149,739	16,775	10%	169,756
CB SMITH PARK		150,116	18,792	11%	168,908
BPHL-MIAMI	225	141,546	23,724	14%	165,495
MAYO CLINIC LABORATORIES	335	137,964	17,419	11%	155,718
ELABNETWORK	1,059	138,132	11,799	8%	150,990
BAYCARE LABORATORIES LLC	589	131,020	11,391	8%	143,000
MEMORIAL REGIONAL HOSPITAL SOUTH	25	113,670	23,323	17%	137,018
ASCENSION SACRED HEART HOSPITAL - PENSACOLA	2	113,955	17,836	14%	131,793
ORLANDO HEALTH SYSTEM	683	116,006	12,006	9%	128,695
NORTHWEST LABORATORY	246	121,077	6,474	5%	127,797
BIOCOLLECTIONS WORLDWIDE, INC	737	109,677	13,441	11%	123,855
ADVENT HEALTH LAB	112	101,258	13,956	12%	115,326
MEDICAL DIAGNOSTIC LABORATORIES	976	98,580	14,219	12%	113,775
AEGIS SCIENCES CORPORATION	932	94,496	16,032	14%	111,460
AKESOGEN		91,179	17,636	16%	108,815
TESTING MATTERS INC	725	91,182	15,936	15%	107,843
BPHL-TAMPA (SPECTRUM BLVD)	45	89,907	16,558	16%	106,510
UF HEALTH MEDICAL LAB	33	96,902	9,067	9%	106,002
TAMPA GENERAL HOSPITAL	4	91,269	8,746	9%	100,019
KORVALABS, INC	1,285	91,530	4,701	5%	97,516
DIATHERIX LABORATORIES (VRL EUROFINIS)		84,014	12,487	13%	96,501
SUNPATH MEDICAL DIAGNOSTICS LABORATORY	822	77,936	11,986	13%	90,744
BAPTIST HEALTH SOUTH FLORIDA	360	76,439	11,775	13%	88,574
ASCENSION ST VINCENT'S - RIVERSIDE	1	70,252	10,028	12%	80,281
JACKSON MEMORIAL HOSPITAL CLINICAL LAB	79	62,502	11,397	15%	73,978
SOUTH MIAMI HOSPITAL LAB	440	63,974	9,196	12%	73,610
LAKELAND REGIONAL MEDICAL CENTER	129	64,847	8,545	12%	73,521
UF HEALTH SHANDS HOSPITAL	480	60,509	4,477	7%	65,466

COVID-19: testing by laboratory

Data through Mar 12, 2021 verified as of Mar 13, 2021 at 09:25 AM

Data in this report are provisional and subject to change.

The numbers in the table below represent the number of Florida and non-Florida residents for whom test results were received by the Department of Health. A person can be tested by more than one laboratory and can have both positive and negative results. **Therefore, the sum of the numbers in each column will be larger than the total number of people tested.**

Reporting lab	Inconclusive	Negative	Positive	Percent positive	Total
AMERICAN HEALTH ASSOCIATES	9	59,909	5,157	8%	65,075
INGENIOUS PERSONALIZED MEDICINE	204	51,978	10,609	17%	62,791
AIT LABORATORIES		52,635	6,436	11%	59,071
APPLIED INGENUITY DIAGNOSTICS LLC		50,971	2,266	4%	53,237
ARUP LABORATORIES	16	50,077	2,924	6%	53,017
BAPTIST HEALTH - JACKSONVILLE	4	48,385	3,916	7%	52,305
GENESIS REFERENCE LABORATORIES		45,968	5,100	10%	51,068
TALLAHASSEE MEMORIAL HOSPITAL	240	43,837	5,481	11%	49,558
SARASOTA MEMORIAL HOSPITAL MAIN LAB	12	42,299	3,682	8%	45,993
VIRACOR EUROFINS		35,574	9,816	22%	45,390
MINUTECLINIC LLC		38,787	6,530	14%	45,317
ADVENTIST HEALTH SYSTEMS SUNBELT INC DBA		40,131	4,745	11%	44,876
BROWARD GENERAL MEDICAL CENTER-CLINICAL LAB	2	40,231	4,400	10%	44,633
NICKLAUS CHILDREN'S HOSPITAL	70	37,959	5,125	12%	43,154
FLORIDA HOSPITAL - TAMPA	37	39,568	3,301	8%	42,906
MILLENNIUM PHYSICIAN GROUP	17	34,774	6,727	16%	41,518
LEE HEALTH - CAPE CORAL HOSPITAL	3	34,240	5,587	14%	39,830
DWIC OF TAMPA BAY INC		35,169	4,351	11%	39,520
UNIVERSITY OF MIAMI HOSPITAL	137	35,565	3,646	9%	39,348
UF HEALTH JACKSONVILLE	51	33,697	3,950	10%	37,698
ORANGE COUNTY CONVENTION CENTER		33,330	3,703	10%	37,033
MEDFAST URGENT CARE CENTERS, LLC	20	31,918	4,792	13%	36,730
ECCO LAB GROUP CO	517	31,313	4,624	13%	36,454
MIAMI DADE COUNTY		32,091	3,527	10%	35,618
WALGREENS	35	29,492	5,450	16%	34,977
NORTH FLORIDA REGIONAL MEDICAL CENTER		28,914	3,434	11%	32,348
MOUNT SINAI MEDICAL CENTER	10	28,872	3,120	10%	32,002
ST JOSEPHS HOSPITAL LABORATORY	23	27,671	3,580	11%	31,274
INTEGRATED REGIONAL LABORATORIES LLP	1	27,111	4,067	13%	31,179
BRANDON REGIONAL HOSPITAL		27,489	3,586	12%	31,075
JUPITER MEDICAL CENTER LAB	82	27,903	2,727	9%	30,712
STS LAB 2 LLC	6	28,807	1,507	5%	30,320
GENESIS MEDICAL LABORATORY	390	23,721	4,412	15%	28,523
JFK MEDICAL CENTER LAB	1	24,925	3,222	11%	28,148
NIGHT LITE PEDIATRIC CENTER LLC		25,225	2,771	10%	27,996
PALMETTO GENERAL HOSPITAL LAB	3	23,112	4,640	17%	27,755
WATSON CLINIC LLP		22,143	5,108	19%	27,251
HOLY CROSS HOSPITAL CLINICAL LAB	1	24,276	2,297	9%	26,574
MALABAR MEDICAL WALK IN CLINIC	1	21,684	4,329	17%	26,014
HEALTHLINK DIAGNOSTIC LABORATORIES	290	22,932	2,371	9%	25,593
AVENTUS BIO LABS	16	21,934	3,181	13%	25,131
ACCESS DX LABORATORY	224	22,296	2,088	8%	24,608
INFINITY BIOLOGIX LLC (GINKO BIOWORKS)	88	23,180	1,075	4%	24,343
MORTON PLANT HOSPITAL-ADLER INSTITUTE	26	20,870	2,516	11%	23,412

COVID-19: testing by laboratory

Data through Mar 12, 2021 verified as of Mar 13, 2021 at 09:25 AM

Data in this report are provisional and subject to change.

The numbers in the table below represent the number of Florida and non-Florida residents for whom test results were received by the Department of Health. A person can be tested by more than one laboratory and can have both positive and negative results. **Therefore, the sum of the numbers in each column will be larger than the total number of people tested.**

Reporting lab	Inconclusive	Negative	Positive	Percent positive	Total
PANCARE OF FLORIDA INC		20,471	2,487	11%	22,958
STATLAB_MOBILE	1	20,298	2,048	9%	22,347
LAB DIAGNOSTICS LLC	392	16,624	5,326	24%	22,342
DRS CLACK SPENCER WHITE & MCCORMACK PA D/B/A		19,922	2,017	9%	21,939
NAPLES COMMUNITY HOSPITAL	72	19,596	2,025	9%	21,693
SAINT MARY'S MEDICAL CENTER	24	19,304	2,238	10%	21,566
CLEVELAND CLINIC HOSPITAL LAB	4	18,749	2,319	11%	21,072
UNITED CLINICAL LABORATORY LLC	3	18,516	2,425	12%	20,944
PATIENTS FIRST LAKE ELLA MEDICAL CENTER PA		17,533	3,253	16%	20,786
ADVENT HEALTH - DAYTONA BEACH	32	18,890	1,696	8%	20,618
EXACT SCIENCES LABORATORIES		18,177	2,307	11%	20,484
CLEVELAND CLINIC TRADITION HOSPITAL		18,992	1,392	7%	20,384
BAYFRONT HEALTH - ST PETERSBURG	17	17,016	2,406	12%	19,439
AMELIA EARHART		16,256	2,503	13%	18,759
OSCEOLA REGIONAL MEDICAL CENTER	1	16,401	2,312	12%	18,714
LEESBURG REGIONAL MEDICAL CENTER		16,130	2,222	12%	18,352
HOMESTEAD HOSPITAL CLINICAL LABORATORY	27	14,699	3,162	18%	17,888
MEMORIAL HOSPITAL JACKSONVILLE	8	14,800	2,743	16%	17,551
HEALTH CENTER AT SINAI RESIDENCES		16,930	506	3%	17,436
CLARITY LAB SOLUTIONS	93	15,383	1,871	11%	17,347
BIOCERNA LABS	461	14,582	2,112	12%	17,155
NORTHWEST MEDICAL CENTER	1	14,952	2,088	12%	17,041
ORANGE PARK MEDICAL CENTER	9	14,029	2,634	16%	16,672
INDIAN RIVER PATHOLOGY LLC		15,326	1,264	8%	16,590
WELLINGTON REGIONAL MED CTR LAB	6	14,468	1,795	11%	16,269
BETHESDA HOSPITAL EAST		14,691	1,488	9%	16,179
ACCESS MEDICAL LABORATORIES	4	8,244	7,880	49%	16,128
OAK HILL HOSPITAL		14,293	1,798	11%	16,091
DELRAY MEDICAL CENTER LAB	3	14,405	1,647	10%	16,055
VISTA CLINICAL DIAGNOSTICS	484	13,601	1,762	11%	15,847
FULGENT DIAGNOSTICS	170	14,626	981	6%	15,777
LAWNWOOD REGIONAL MEDICAL CENTER	1	13,517	2,180	14%	15,698
WEST KENDALL BAPTIST HOSPITAL	13	12,613	2,913	19%	15,539
MEMORIAL REGIONAL HOSPITAL CLINICAL LABORATORY	10	14,455	988	6%	15,453
BAPTIST HEALTH - SOUTH		13,852	1,198	8%	15,050
THE HEALTHCARE DISTRICT OF PALM BEACH COUNTY	49	13,096	1,890	13%	15,035
BAPTIST HEALTHCARE - BAPTIST HOSPITAL	5	11,743	3,150	21%	14,898
LARGO MEDICAL CENTER		13,268	1,623	11%	14,891
PRIVA PATH LABS	77	13,772	951	6%	14,800
WINTER HAVEN HOSPITAL CLINICAL LABORATORY	4	12,502	2,242	15%	14,748
LEE HEALTH - LEE MEMORIAL HOSPITAL		11,079	3,598	25%	14,677
UHEALTH CORAL GABLES/LENNAR MED CTR	38	13,683	920	6%	14,641
ADVENTHEALTH CENTRA CARE LAKE BUENA VISTA		12,929	1,684	12%	14,613
INDIAN RIVER MEDICAL CENTER LAB		13,669	852	6%	14,521

COVID-19: testing by laboratory

Data through Mar 12, 2021 verified as of Mar 13, 2021 at 09:25 AM

Data in this report are provisional and subject to change.

The numbers in the table below represent the number of Florida and non-Florida residents for whom test results were received by the Department of Health. A person can be tested by more than one laboratory and can have both positive and negative results. **Therefore, the sum of the numbers in each column will be larger than the total number of people tested.**

Reporting lab	Inconclusive	Negative	Positive	Percent positive	Total
MEDRITE MEDICAL CARE, PC	6,839	6,994	654	5%	14,487
NONA SCIENTIFIC	5	11,241	3,129	22%	14,375
CARDIOPATH	84	12,312	1,821	13%	14,217
WEST FLORIDA HOSPITAL LAB	1	11,186	3,014	21%	14,201
MOLECULAR INFECTIOUS DISEASES	495	13,070	456	3%	14,021
MEDICAL CENTER OF TRINITY CLINICAL LABORATORY	2	12,493	1,443	10%	13,938
PALMS WEST HOSPITAL LAB	2	11,967	1,918	14%	13,887
NEMOURS CHILDRENS HOSPITAL	1	13,000	771	6%	13,772
GOOD SAMARITAN MEDICAL CENTER LAB	2	11,814	1,748	13%	13,564
WESTSIDE REGIONAL MED CTR	2	11,551	1,972	15%	13,525
MERCY HOSPITAL A CAMPUS OF PLANTATION GEN HOSP LAB	1	11,295	2,048	15%	13,344
REGIONAL MEDICAL CENTER BAYONET POINT	2	12,001	1,034	8%	13,037
GULF COAST MEDICAL CENTER MICROLAB		10,140	2,758	21%	12,898
THE VILLAGES REGIONAL HOSPITAL		11,561	1,333	10%	12,894
ST ANTHONY'S HOSPITAL LAB	30	11,090	1,532	12%	12,652
AVENTURA HOSPITAL LAB		9,999	2,320	19%	12,319
CORAL GABLES HOSPITAL CLINICAL LABORATORY		10,401	1,899	15%	12,300
CAPITAL REGIONAL MEDICAL CTR		9,922	2,368	19%	12,290
LABS ASAP LLC		11,010	1,172	10%	12,182
LAKE CITY HM		11,147	988	8%	12,135
HALIFAX MEDICAL CENTER LAB	37	10,290	1,758	15%	12,085
BLAKE MEDICAL CENTER		10,569	1,485	12%	12,054
BINAXNOW	9	9,174	2,859	24%	12,042
WEST BOCA MEDICAL CENTER LAB		11,141	893	7%	12,034
BAPTIST HEALTH SOUTH FLORIDA - WEST KENDALL URGENT CARE		10,025	1,936	16%	11,961
NATIONWIDE LABORATORY SERVICES INC	404	10,095	1,457	12%	11,956
SYNERGY DIAGNOSTIC LABORATORY	96	10,508	1,343	11%	11,947
FLORIDA HOSPITAL WATERMAN LABORATORY	70	10,997	862	7%	11,929
PWN HEALTH	17	9,803	2,074	17%	11,894
GENOVA DIAGNOSTICS LABORATORY	63	10,768	1,054	9%	11,885
MANATEE MEMORIAL HOSPITAL		10,811	1,020	9%	11,831
ST JOSEPHS HOSPITAL	18	10,152	1,603	14%	11,773
FLORIDA LABORATORY ANALYSIS		10,292	1,478	13%	11,770
LEE HEALTH - HEALTH PARK MEDICAL CENTER		9,897	1,865	16%	11,762
ST MARKS HOSPITAL LABORATORY B	78	10,627	1,002	9%	11,707
MIAMI BEACH CONVENTION CENTER		11,042	589	5%	11,631
PRECISION HEALTH RESOURCES LLC		10,865	725	6%	11,590
PALM BEACH GARDENS MEDICAL CTR LAB		10,441	1,129	10%	11,570
PATHNOSTICS	41	9,134	2,388	21%	11,563
COAST DIAGNOSTICS LLC	45	10,073	1,232	11%	11,350
LARKIN COMMUNITY HOSPITAL	10	9,844	1,475	13%	11,329
LAKE CITY MEDICAL CENTER		8,813	2,191	20%	11,004
MEASE COUNTRYSIDE LAB	14	9,753	1,203	11%	10,970
FLORIDA HOSPITAL HEARTLAND MED CTR CLINICAL LAB	33	9,526	1,410	13%	10,969
VIKOR SCIENTIFIC	49	9,047	1,806	17%	10,902
PLANTATION GENERAL HOSPITAL		9,155	1,667	15%	10,822

COVID-19: testing by laboratory

Data through Mar 12, 2021 verified as of Mar 13, 2021 at 09:25 AM

Data in this report are provisional and subject to change.

The numbers in the table below represent the number of Florida and non-Florida residents for whom test results were received by the Department of Health. A person can be tested by more than one laboratory and can have both positive and negative results. **Therefore, the sum of the numbers in each column will be larger than the total number of people tested.**

Reporting lab	Inconclusive	Negative	Positive	Percent positive	Total
ADVENT HEALTH - WESLEY CHAPEL	14	9,520	986	9%	10,520
EXPRESS GENE MOLECULAR DIAGNOSTICS LABORATORY		9,043	1,429	14%	10,472
LARKIN COMMUNITY HOSPITAL INC DBA CARDIOTROPIC		6,819	3,620	35%	10,439
FLORIDA MEDICAL CENTER - A CAMPUS OF NORTH SHORE	2	9,155	1,265	12%	10,422
DOCTORS HOSPITAL	7	8,634	1,658	16%	10,299
CENTRAL FLORIDA REGIONAL HOSPITAL		9,191	1,063	10%	10,254
AMERICAN FAMILY CARE	1	5,852	4,380	43%	10,233
LEON MEDICAL CENTERS LLC		8,020	2,120	21%	10,140
SARKIS CLINICAL TRIALS	25	8,843	1,266	12%	10,134
NORTHSIDE HOSPITAL AND HEART INSTITUTE		9,073	1,015	10%	10,088
ADVENTHEALTH CENTRA CARE WATERFORD LAKES		8,321	1,597	16%	9,918
CORAL SPRINGS MED CTR		8,931	964	10%	9,895
CernerELR_Advent		8,578	1,296	13%	9,874
NCF DIAGNOSTICS & DNA TECHNOLOGIES LAB	161	9,185	511	5%	9,857
SRQ DRIVE THROUGH		8,944	905	9%	9,849
LABSTAT LLC	9	9,382	443	5%	9,834
JOHNS HOPKINS ALL CHILDREN'S HOSPITAL		9,150	645	7%	9,795
FLORIDA HOSPITAL DELAND	10	8,533	1,208	12%	9,751
AVECINA	20	8,997	702	7%	9,719
P4 CLINICAL, LLC	204	8,543	958	10%	9,705
AVECINA MEDICAL	4	6,203	3,493	36%	9,700
PALM BEACH BALL PARK		8,607	1,024	11%	9,631
BOSTON HEART DIAGNOSTICS CORP		8,278	1,199	13%	9,477
BAPTIST HEALTH SOUTH FLORIDA - COUNTRY WALK URGENT CARE		7,748	1,605	17%	9,353
WEST PALM HOSPITAL LAB		8,556	741	8%	9,297
HEALTHQUEST ESOTERICS		7,790	1,435	16%	9,225
ADVENTHEALTH CENTRA CARE ST CLOUD	1	7,863	1,249	14%	9,113
OCALA REGIONAL MEDICAL CENTER		7,903	1,188	13%	9,091
MEDARBOR DIAGNOSTICS	1	7,938	1,125	12%	9,064
BROWARD HEALTH NORTH CLINICAL LABORATORY		7,968	1,019	11%	8,987
CERNERELR_BAYCARE	43	8,320	616	7%	8,979
NORTH SHORE MEDICAL CENTER		7,427	1,512	17%	8,939
INFORM DIAGNOSTICS, INC		8,421	503	6%	8,924
FLORIDA HOSPITAL FLAGLER	29	8,065	817	9%	8,911
SYNERGY LABORATORIES	30	7,694	1,111	13%	8,835
FLORIDA HOSPITAL ZEPHYRHILLS	10	7,838	965	11%	8,813
LEE HEALTH - GULF COAST MEDICAL CENTER	2	7,053	1,727	20%	8,782
FLORIDA HOSPITAL OF CARROLLWOOD	23	7,428	1,199	14%	8,650
H LEE MOFFITT CANCER CENTER LABORATORY	1	8,278	227	3%	8,506
SANTA ROSA MEDICAL CENTER		6,916	1,432	17%	8,348
AVECINA MEDICAL OAKLEAF	3	6,977	1,330	16%	8,310
CLEVELAND CLINIC MARTIN SOUTH HOSPITAL	1	7,352	900	11%	8,253
BAPTIST HEALTH - BEACHES		7,597	647	8%	8,244
SOUTH BAY HOSPITAL CLINICAL LAB	1	7,341	878	11%	8,220
CERNERELR_BAPTISTMIAMI	31	7,313	862	11%	8,206
BAPTIST HEALTH SOUTH FLORIDA - MIAMI LAKES URGENT CARE		6,371	1,729	21%	8,100

COVID-19: testing by laboratory

Data through Mar 12, 2021 verified as of Mar 13, 2021 at 09:25 AM

Data in this report are provisional and subject to change.

The numbers in the table below represent the number of Florida and non-Florida residents for whom test results were received by the Department of Health. A person can be tested by more than one laboratory and can have both positive and negative results. **Therefore, the sum of the numbers in each column will be larger than the total number of people tested.**

Reporting lab	Inconclusive	Negative	Positive	Percent positive	Total
BAYCARE COMMUNITY HEALTH		7,883	191	2%	8,074
GENE BY GENE, GENOMICS RESEARCH CENTER LAB	44	7,521	499	6%	8,064
POINCIANA MEDICAL CENTER		6,286	1,730	22%	8,016
MEMORIAL HOSPITAL WEST LABORATORY SERVICES	14	7,277	724	9%	8,015
ANNE BATES LEACH EYE HOSPITAL/ ABLEH MICROBIOLOGY LABORATORY	9	7,801	110	1%	7,920
ISPM LABS, LLC DBA CAPSTONE DIAGNOSTICS, LLC		7,427	391	5%	7,818
MEMORIAL HOSPITAL MICRO		7,271	519	7%	7,790
CLEVELAND CLINIC MARTIN NORTH HOSPITAL		6,893	888	11%	7,781
ADVENTHEALTH CENTRA CARE CLERMONT		6,679	1,070	14%	7,749
WEST MARION COMMUNITY HOSPITAL LAB		6,389	1,294	17%	7,683
ADVENTHEALTH CENTRA CARE UNIVERSITY	1	6,830	851	11%	7,682
KD MEDICAL CHOICE LLC	5	6,915	726	9%	7,646
NCH NORTH NAPLES HOSPITAL LAB	15	6,733	830	11%	7,578
ST LUCIE MEDICAL CENTER		6,093	1,455	19%	7,548
ADVENTHEALTH CENTRA CARE WINTER PARK		6,750	735	10%	7,485
ADVENTHEALTH CENTRA CARE WINTER GARDEN	1	6,662	817	11%	7,480
LAKEWOOD RANCH MEDICAL CENTER		6,832	588	8%	7,420
MORTON PLANT-MEASE	5	6,683	698	9%	7,386
ARCPPOINT LABS OF FORT MYERS	4	6,470	899	12%	7,373
FLORIDA HOSPITAL FISH MEMORIAL	19	6,247	1,091	15%	7,357
ADVENTHEALTH CENTRA CARE LAKELAND	1	6,205	930	13%	7,136
INDIAN RIVER MEDICAL CENTER		6,203	910	13%	7,113
BAPTIST HEALTH SOUTH FLORIDA - WESTCHESTER URGENT CARE		5,781	1,263	18%	7,044
FLORIDA HOSPITAL Ocala		6,087	929	13%	7,016
NCH DOWNTOWN NAPLES HOSPITAL	15	6,339	628	9%	6,982
ADVENTHEALTH CENTRA CARE LEE ROAD		6,197	702	10%	6,899
ADVENTHEALTH CENTRA CARE DR PHILLIPS		6,217	658	10%	6,875
LUMINUS DIAGNOSTICS		6,274	554	8%	6,828
HIALEAH HOSPITAL	4	5,307	1,507	22%	6,818
AVERO DIAGNOSTICS - IRVING	11	6,273	471	7%	6,755
BAPTIST HEALTH SOUTH FLORIDA - DORAL URGENT CARE		5,411	1,330	20%	6,741
ATLANTIS URGENT CARE	10	5,107	1,609	24%	6,726
MEDEXPRESS URGENT CARE	2	4,526	2,091	32%	6,619
ADVENTHEALTH CENTRA CARE HUNTERS CREEK	3	5,733	877	13%	6,613
BAYFRONT HEALTH - PORT CHARLOTTE		6,086	516	8%	6,602
VISTA CLINICAL	8	3,875	2,712	41%	6,595
OVIEDO MEDICAL CENTER		5,898	684	10%	6,582
COMMUNITY HEALTH CENTERS OF PINELLAS INC		5,243	1,280	20%	6,523
HOLIDAY CVS LLC		6,218	303	5%	6,521
BAPTIST HEALTH - NASSAU		6,141	353	5%	6,494
ADVENTHEALTH CENTRA CARE SANFORD		5,721	742	11%	6,463
UNKNOWN	3	3,375	3,056	47%	6,434
NCH NORTH NAPLES HOSPITAL	8	5,732	674	11%	6,414
ADVENTHEALTH CENTRA CARE LAKE MARY	2	5,557	820	13%	6,379
IMPERIAL POINT MEDICAL CENTER		5,829	549	9%	6,378
ADVENTHEALTH CENTRA CARE MOUNT DORA		5,344	1,001	16%	6,345

COVID-19: testing by laboratory

Data through Mar 12, 2021 verified as of Mar 13, 2021 at 09:25 AM

Data in this report are provisional and subject to change.

The numbers in the table below represent the number of Florida and non-Florida residents for whom test results were received by the Department of Health. A person can be tested by more than one laboratory and can have both positive and negative results. **Therefore, the sum of the numbers in each column will be larger than the total number of people tested.**

Reporting lab	Inconclusive	Negative	Positive	Percent positive	Total
EMERALD COAST URGENT CARE		4,881	1,460	23%	6,341
MEDEXPRESS URGENT CARE OF BOYNTON BEACH LLC		5,837	465	7%	6,302
SOLARIS DIAGNOSTICS	10	5,699	574	9%	6,283
ST JOSEPHS NORTH HOSPITAL LAB	7	5,383	889	14%	6,279
ADVENTHEALTH CENTRA CARE APOPKA	1	5,394	868	14%	6,263
ADVENTHEALTH CENTRA CARE KISSIMMEE		5,630	627	10%	6,257
ST PETERSBURG GENERAL HOSPITAL		5,278	942	15%	6,220
SUNCOAST PATHOLOGY ASSOCIATES		5,578	527	9%	6,105
FORT WALTON BEACH MEDICAL CENTER		5,197	890	15%	6,087
ADVENTIST HEALTH SYSTEMS, SUNBELT INC		5,324	747	12%	6,071
CLINICAL REFERENCE LABORATORY	2	5,697	299	5%	5,998
BAYFRONT HEALTH - VENICE REGIONAL MEDICAL	1	5,374	537	9%	5,912
EMPIRE CITY LABORATORIES INC	68	4,993	810	14%	5,871
EGLIN AIR FORCE BASE	13	4,237	1,616	28%	5,866
ADVENTHEALTH CENTRA CARE ALTAMONTE		5,116	721	12%	5,837
MEDEXPRESS URGENT CARE HUDSON		5,049	781	13%	5,830
FLORIDA HOSPITAL NORTH PINELLAS	11	5,312	472	8%	5,795
BAPTIST HEALTH SOUTH FLORIDA - PEMBROKE PINES URGENT CARE		4,784	959	17%	5,743
NORTHWEST FLORIDA COMMUNITY HOSPITAL	43	4,275	1,425	25%	5,743
PARAMOUNT URGENT CARE	2	2,900	2,795	49%	5,697
URGENT CARE OF THE PALM BEACHES		4,758	900	16%	5,658
QDX PATHOLOGY SERVICES	2	5,231	381	7%	5,614
MICROGEN DX	4	4,907	694	12%	5,605
DYNIX DIAGNOSTIX		5,092	507	9%	5,599
ADVENTHEALTH EXPRESS CARE		4,561	993	18%	5,554
LEE HEALTH CONVENIENT CARE - PAGE FIELD		4,870	638	12%	5,508
SOUTH FLORIDA BAPTIST HOSPITAL MICRO	4	4,599	904	16%	5,507
ADVENTHEALTH CENTRA CARE AZALEA PARK		4,724	780	14%	5,504
ANGEL KIDS PEDIATRICS		5,180	310	6%	5,490
SUNRISE MEDICAL LABORATORIES	2	5,082	378	7%	5,462
AHCC WESLEY CHAPEL		4,864	589	11%	5,453
TROPICANA FIELD - LOT 2	19	4,936	490	9%	5,445
DOCTORS URGENT CARE LLC	1	4,434	1,007	19%	5,442
PRO CLINIC		4,326	1,067	20%	5,393
PUTNAM COMMUNITY MEDICAL CENTER		4,681	685	13%	5,366
ADVENTHEALTH CENTRA CARE OVIEDO		4,593	751	14%	5,344
COASTAL MED URGENT CARE		3,817	1,488	28%	5,305
MARTIN HOSPITAL SOUTH LAB		4,966	288	5%	5,254
MEDICAL DNA LABS LLC	3	4,777	457	9%	5,237
BAPTIST HEALTH SOUTH FLORIDA - CORAL SPRINGS URGENT CARE		4,439	726	14%	5,165
FLORIDA FAMILY LABORATORY, INC DBA	41	4,676	421	8%	5,138
FLORIDA COMMUNITY HEALTH CENTER		4,065	1,069	21%	5,134
ESCAMBIA COMMUNITY CLINICS INC	8	3,855	1,257	25%	5,120
ADVENT HEALTH - HEART OF FLORIDA ER	1	4,416	702	14%	5,119
MINUTECLINIC		4,411	697	14%	5,108
TRINITY SPRINGS		4,373	729	14%	5,102

COVID-19: testing by laboratory

Data through Mar 12, 2021 verified as of Mar 13, 2021 at 09:25 AM

Data in this report are provisional and subject to change.

The numbers in the table below represent the number of Florida and non-Florida residents for whom test results were received by the Department of Health. A person can be tested by more than one laboratory and can have both positive and negative results. **Therefore, the sum of the numbers in each column will be larger than the total number of people tested.**

Reporting lab	Inconclusive	Negative	Positive	Percent positive	Total
ACUTIS DIAGNOSTICS	17	4,068	1,006	20%	5,091
ADVENTHEALTH CENTRA CARE LONGWOOD		4,470	599	12%	5,069
MINUTECLINIC LLC #3703		4,164	890	18%	5,054
UNIVERSITY HOSPITAL AND MEDICAL CENTER		3,839	1,198	24%	5,037
HEALTH FIRST ADVENTHEALTH CENTRA CARE - TITUSVILLE		4,252	754	15%	5,006
URGENT CARE CURE	2	4,293	704	14%	4,999
ADVENTHEALTH CENTRA CARE SOUTH ORANGE		4,287	697	14%	4,984
ADVENTHEALTH CENTRA CARE ORANGE LAKE		4,423	559	11%	4,982
BAPTIST HEALTH - NORTH		3,900	1,067	21%	4,967
DOCTORS URGENT CARE OF LUTZ LLC	1	3,972	962	19%	4,935
PALMS OF PASADENA HOSPITAL		4,352	524	11%	4,876
MEDEXPRESS URGENT CARE - ESTERO		4,361	495	10%	4,856
ADVENTHEALTH CENTRA CARE PORT ORANGE		4,081	772	16%	4,853
MEDEXPRESS URGENT CARE - ROYAL PALM BEACH		4,321	508	11%	4,829
LABORATORY OF FLORIDA LLC	40	4,428	348	7%	4,816
PEDIATRIC HEALTH CARE ALLIANCE PA		4,416	400	8%	4,816
BAPTIST HEALTH SOUTH FLORIDA - TAMiami TRAIL URGENT CARE		3,862	929	19%	4,791
THE CENTER FOR URGENT CARE	3	3,988	789	17%	4,780
ADVENTHEALTH CENTRA CARE SAND LAKE		4,286	493	10%	4,779
BAPTIST HEALTH SOUTH FLORIDA - KENDALE LAKES URGENT CARE		3,825	927	20%	4,752
ADVENTHEALTH CENTRA CARE LEESBURG		3,883	863	18%	4,746
WESTCHESTER HOSPITAL	23	3,829	878	19%	4,730
DOCTORS HOSPITAL OF SARASOTA CLINICAL LABORATORY		4,120	603	13%	4,723
MEDEXPRESS URGENT CARE - GOLDEN GATE		4,186	524	11%	4,710
TALLAHASSEE PRIMARY CARE ASSOCIATES		4,127	574	12%	4,701
HEALTH FIRST ADVENTHEALTH CENTRA CARE GATEWAY	1	4,222	469	10%	4,692
MEDCOMP SCIENCES LLC	94	2,722	1,874	40%	4,690
MEDEXPRESS URGENT CARE PALM BEACH GARDENS		4,249	398	9%	4,647
NIGHT LITE PEDIATRICS	4	3,341	1,254	27%	4,599
RAULERSON HOSPITAL		3,812	784	17%	4,596
BAPTIST HEALTH SOUTH FLORIDA - CORAL GABLES (UNIVERSITY) URGENT CARE		3,949	623	14%	4,572
MOFFITT CANCER CENTER	6	4,398	97	2%	4,501
BAPTIST HEALTH SOUTH FLORIDA - PINECREST URGENT CARE		3,869	617	14%	4,486
MINUTECLINIC LLC #1067		3,896	577	13%	4,473
MEASE DUNEDIN HOSPITAL	5	4,005	454	10%	4,464
BAPTIST HEALTH SOUTH FLORIDA - CORAL GABLES URGENT CARE		3,705	739	17%	4,444
PARAMOUNT URGENT CARE - WINDERMERE	2	2,912	1,506	34%	4,420
MINUTECLINIC LLC		3,794	597	14%	4,391
SPORTS DRUG TESTING LABORATORY	67	4,187	127	3%	4,381
BAPTIST HEALTH SOUTH FLORIDA - PALMETTO BAY URGENT CARE		3,620	692	16%	4,312
MEDEXPRESS URGENT CARE - LAKELAND		3,772	517	12%	4,289
BAYFRONT HEALTH - SEVEN RIVERS		3,912	370	9%	4,282
BETHESDA HOSPITAL WEST		3,830	434	10%	4,264
PALMS MEDICAL GROUP	5	2,966	1,278	30%	4,249
ASCENSION SACRED HEART - EMERALD COAST		3,534	715	17%	4,249
MINUTECLINIC LLC #8396		3,624	621	15%	4,245

COVID-19: testing by laboratory

Data through Mar 12, 2021 verified as of Mar 13, 2021 at 09:25 AM

Data in this report are provisional and subject to change.

The numbers in the table below represent the number of Florida and non-Florida residents for whom test results were received by the Department of Health. A person can be tested by more than one laboratory and can have both positive and negative results. **Therefore, the sum of the numbers in each column will be larger than the total number of people tested.**

Reporting lab	Inconclusive	Negative	Positive	Percent positive	Total
VENTURE MEDICAL OF FLORIDA LLC		3,845	314	8%	4,159
LEE DAVIS COMMUNITY RESOURCE CENTER		3,649	502	12%	4,151
GENESIS DIAGNOSTICS		3,879	242	6%	4,121
PREMIER URGENT CARE OF BREVARD LLC	3	3,589	508	12%	4,100
BAYA PHARMACY & URGENT CARE		2,991	1,078	26%	4,069
US BIOTEK LABORATORIES	15	3,677	367	9%	4,059
NIGHT LITE PEDIATRICS URGENT CARE	1	3,417	638	16%	4,056
TWIN CITIES HOSPITAL	1	3,550	505	12%	4,056
ADVENTHEALTH PROMPT CARE	2	2,929	1,120	28%	4,051
MEMORIAL HOSPITAL- MIRAMAR	12	3,716	309	8%	4,037
BAYFRONT HEALTH - BROOKSVILLE		3,561	468	12%	4,029
AMELIA URGENT CARE		2,426	1,587	40%	4,013
PHYSICIANS REGIONAL MEDICAL CENTER - PINE RIDGE RD	1	3,265	740	18%	4,006
ADVENTHEALTH CENTRA CARE COLONIAL TOWN	2	3,524	407	10%	3,933
MINUTECLINIC LLC # 0709		3,356	568	14%	3,924
DESOTO MEMORIAL HOSPITAL	3	3,201	699	18%	3,903
DOCTORS TEST CENTERS		3,457	446	11%	3,903
ADVENTHEALTH CENTRA CARE		3,470	427	11%	3,897
FAU		3,602	260	7%	3,862
HOLMES REG MED CENTER CLINICAL LAB		3,335	502	13%	3,837
ENGLEWOOD COMMUNITY HOSPITAL		3,487	346	9%	3,833
BAYFRONT HEALTH - PUNTA GORDA		3,531	283	7%	3,814
ALTRU DIAGNOSTICS INC	2	3,618	162	4%	3,782
ACCU REFERENCE MEDICAL LAB	9	2,995	777	21%	3,781
LAKESIDE MEDICAL CENTER		2,909	789	21%	3,698
BAPTIST HEALTH SOUTH FLORIDA - DAVIE URGENT CARE		2,993	635	18%	3,628
BAYFRONT HEALTH - SPRING HILL		3,303	313	9%	3,616
WELLINGTON REGIONAL MEDICAL CENTER		3,306	309	9%	3,615
CLARITY LAB SOLUTIONS LLC		3,608	4	0%	3,612
SIPARADIGM LLC	52	3,301	244	7%	3,597
MEDEXPRESS URGENT CARE CAPE CORAL		3,076	504	14%	3,580
MINUTE CLINIC LLC		3,105	465	13%	3,570
ADVENTIST HEALTH SYSTEMS SUNBELT IN DBA		3,179	387	11%	3,566
PHARMCO RX	2	3,316	243	7%	3,561
QUICK CARE MED PL	2	2,878	642	18%	3,522
BAPTIST HEALTH SOUTH FLORIDA - WESTON URGENT CARE		3,011	422	12%	3,433
MIDWAY SPECIALTY CARE CENTER DIAGNOSTICS	38	3,121	238	7%	3,397
IMMOKALEE CHD		3,155	234	7%	3,389
BARTOW REGIONAL MEDICAL CENTER	1	2,816	533	16%	3,350
MINUTECLINIC LLC #3631		2,837	505	15%	3,342
HIGHLANDS REGIONAL MEDICAL CENTER		2,602	736	22%	3,338
MC DIAGNOSTIC OF CONNECTICUT, PC #2220		2,877	454	14%	3,331
HEALTH FIRST ADVENTHEALTH CENTRA CARE COCOA		3,012	316	9%	3,328
MINUTECLINIC LLC 5852		2,811	481	15%	3,292
PROHEALTH	3	1,701	1,561	48%	3,265
MINUTECLINIC LLC #3463		2,726	523	16%	3,249

COVID-19: testing by laboratory

Data through Mar 12, 2021 verified as of Mar 13, 2021 at 09:25 AM

Data in this report are provisional and subject to change.

The numbers in the table below represent the number of Florida and non-Florida residents for whom test results were received by the Department of Health. A person can be tested by more than one laboratory and can have both positive and negative results. **Therefore, the sum of the numbers in each column will be larger than the total number of people tested.**

Reporting lab	Inconclusive	Negative	Positive	Percent positive	Total
BRASHEAR'S VITAL CARE CORP		2,586	662	20%	3,248
PRECISION HEALTH SOLUTIONS		3,064	172	5%	3,236
BAPTIST HEALTH URGENT CARE AT SAWGRASS		2,700	533	16%	3,233
MEDEXPRESS URGENT CARE LEHIGH ACRES		2,816	404	13%	3,220
VERILY LIFE SCIENCES		3,147	37	1%	3,184
MINUTECLINIC LLC #5249		2,557	624	20%	3,181
BAPTIST HEALTH SOUTH FLORIDA - BRICKELL URGENT CARE		2,631	535	17%	3,166
MINUTECLINIC LLC #5253		2,596	534	17%	3,130
HEALTH FIRST ADVENTHEALTH CENTRA CARE MALABAR		2,803	306	10%	3,109
SELECT LABORATORIES - MARION COUNTY, FL LLC	5	2,786	306	10%	3,097
HOLIDAY CVS LLC DBA CVS PHARMACY #5154		3,013	83	3%	3,096
MEDEXPRESS URGENT CARE - DELAND		2,761	326	11%	3,087
ADVENTHEALTH CENTRA CARE KIDS LAKE MARY		2,844	225	7%	3,069
CARENOW URGENT CARE		1,881	1,177	38%	3,058
WALGREEN CO	2	2,697	340	11%	3,039
ADVENT HEALTH CENTRA CARE -WINTER PARK KIDS URGENT CARE	4	2,745	257	9%	3,006
PRIMEHEALTH URGENT CARE INC		2,573	427	14%	3,000
MINUTECLINIC LLC #5190		2,443	500	17%	2,943
ADVENT HEALTH - NEW SMYRNA		2,356	576	20%	2,932
VETERANS AFFAIRS MEDICAL CENTER - ORLANDO	1	1,343	1,588	54%	2,932
MEMORIAL HOSPITAL PEMBROKE	3	2,575	342	12%	2,920
PARAMOUNT URGENT CARE INC		1,095	1,821	62%	2,916
BMCT Molecular Diagnostics Subsection		2,402	499	17%	2,901
MARION E FETHER MEDICAL CENTER, THE		2,652	244	8%	2,896
MEDONE PLLC		2,178	709	25%	2,887
STONE CLINICAL LABORATORIES		2,790	96	3%	2,886
MINUTECLINIC LLC #5854		2,425	457	16%	2,882
WALGREENS ORLANDO	3	2,536	340	12%	2,879
BLUE MED CONSULTANTS		2,753	108	4%	2,861
ACCESS POINT HEALTHCARE URGENT & PRIMARY CARE	2	2,153	672	24%	2,827
MINUTECLINIC LLC #4415		2,371	449	16%	2,820
BAPTIST HEALTH - CLAY		2,431	381	14%	2,812
BAPTIST HEALTH EMERGENCY CENTER COUNTRY WALK	1	2,374	435	15%	2,810
MARINERS HOSPITAL	1	2,543	265	9%	2,809
GESSLER CLINIC	2	1,891	902	32%	2,795
NXGEN MDX LLC	5	2,483	299	11%	2,787
MEDEXPRESS URGENT CARE - VERO BEACH		2,417	364	13%	2,781
SCION LAB SERVICES LLC	25	2,523	201	7%	2,749
LOWER KEYS MEDICAL CENTER		2,475	273	10%	2,748
CELESTA MEDICAL SERVICES LLC DBA - AMERICAN RESEARCH LABS		2,498	227	8%	2,725
PARAMOUNT URGENT CARE - OVIEDO		1,894	829	30%	2,723
CITRUS MEMORIAL HOSPITAL LABORATORY		2,248	462	17%	2,710
SACRED HEART HEALTH SYSTEM, INC	1	1,835	868	32%	2,704
MINUTECLINIC LLC #3662		2,292	393	15%	2,685
PARAMOUNT URGENT CARE - ORLANDO		1,746	922	35%	2,668
BAPTIST HEALTHCARE - GULF BREEZE HOSPITAL	3	2,195	459	17%	2,657

COVID-19: testing by laboratory

Data through Mar 12, 2021 verified as of Mar 13, 2021 at 09:25 AM

Data in this report are provisional and subject to change.

The numbers in the table below represent the number of Florida and non-Florida residents for whom test results were received by the Department of Health. A person can be tested by more than one laboratory and can have both positive and negative results. **Therefore, the sum of the numbers in each column will be larger than the total number of people tested.**

Reporting lab	Inconclusive	Negative	Positive	Percent positive	Total
MINUTECLINIC LLC #7886		2,304	349	13%	2,653
MINUTECLINIC, LLC #4015		2,052	590	22%	2,642
EMERALD COAST URGENT CARE, LLC	1	1,968	660	25%	2,629
MEDEXPRESS FORT MYERS		2,292	326	12%	2,618
MEDEXPRESS URGENT CARE CORAL SPRINGS		2,342	262	10%	2,604
BAPTIST HEALTH - OAKLEAF		2,142	438	17%	2,580
ADVENTHEALTH CENTRA CARE CONWAY		2,191	381	15%	2,572
ADVENT HEALTH - OCALA		2,124	447	17%	2,571
MINUTECLINIC LLC #5214		2,210	358	14%	2,568
ADVENTHEALTH CENTRA CARE WINTER HAVEN	1	1,813	751	29%	2,565
MINUTECLINIC LLC #7887		2,260	304	12%	2,564
MINUTECLINIC LLC #1771		2,149	394	15%	2,543
MINUTECLINIC LLC # 0514		2,246	294	12%	2,540
MINUTECLINIC LLC # 3930		2,181	342	14%	2,523
MINUTECLINIC LLC #4458		2,067	450	18%	2,517
MINUTECLINIC LLC #3814		2,108	382	15%	2,490
MINUTECLINIC LLC #1055		2,006	482	19%	2,488
KEYS AHEC SCHOOL MEDICAL CLINIC	15	2,332	121	5%	2,468
BAPTIST HEALTH SOUTH FLORIDA - MIAMI BEACH URGENT CARE		2,110	356	14%	2,466
EMERALD COAST URGENT CARE LLC		1,804	654	27%	2,458
MINUTECLINIC LLC # 3686		2,107	334	14%	2,441
CAREFAST+	1	1,722	715	29%	2,438
MINUTECLINIC LLC #7225		2,094	339	14%	2,433
MEDEXPRESS URGENT CARE - CLEWISTON		2,036	389	16%	2,425
MINUTECLINIC LLC #3003		1,936	479	20%	2,415
COMMUNITY HEALTH NORTHWEST FLORIDA	4	1,856	549	23%	2,409
BAY MEDICAL CENTER SACRED HEART HEALTH SYSTEM		1,829	564	24%	2,393
PHYSICIANS STAT LAB	3	1,066	1,303	55%	2,372
BAYFRONTVENICEREGIONAL		2,263	90	4%	2,353
MINUTECLINIC, LLC #3204		1,952	399	17%	2,351
EXACT SCIENCES LABORATORIES, LLC		2,131	216	9%	2,347
MINUTECLINIC LLC #7973		2,035	302	13%	2,337
WHOLE FAMILY HEALTH CENTER INC		1,954	382	16%	2,336
MINUTECLINIC LLC #3257		1,944	389	17%	2,333
MINUTECLINIC LLC #3705		2,041	289	12%	2,330
MINUTECLINIC LLC #3291		2,034	291	13%	2,325
DR G'S URGENT CARE		2,008	310	13%	2,318
DONALD W ROBERTSON DO PA		1,802	508	22%	2,310
LEE HEALTH - COCONUT POINT CLINICAL LAB	2	1,872	433	19%	2,307
PHYSICIAN ASSOCIATES		2,068	239	10%	2,307
PHYSICIANS PRIMARY CARE	2	2,042	233	10%	2,277
PATIENTS FIRST - THOMASVILLE ROAD		2,011	263	12%	2,274
MEDEXPRESS URGENT CARE BOCA RATON		2,062	205	9%	2,267
MINUTECLINIC LLC # 7933		1,990	266	12%	2,256
PHYSICIANS REGIONAL MEDICAL CENTER - COLLIER BLVD	1	1,527	724	32%	2,252
AMELIA EXPRESS CARE LLC	10	1,930	312	14%	2,252

COVID-19: testing by laboratory

Data through Mar 12, 2021 verified as of Mar 13, 2021 at 09:25 AM

Data in this report are provisional and subject to change.

The numbers in the table below represent the number of Florida and non-Florida residents for whom test results were received by the Department of Health. A person can be tested by more than one laboratory and can have both positive and negative results. **Therefore, the sum of the numbers in each column will be larger than the total number of people tested.**

Reporting lab	Inconclusive	Negative	Positive	Percent positive	Total
MINUTECLINIC, LLC #5817		1,846	399	18%	2,245
MINUTECLINIC LLC #3748		1,821	412	18%	2,233
PRIMEHEALTH URGENT CARE	1	1,865	361	16%	2,227
MINUTECLINIC LLC #5069		1,859	368	17%	2,227
FLORIDA MEDICAL CLINIC	3	1,010	1,205	54%	2,218
ADVENT HEALTH - DADE CITY		1,940	274	12%	2,214
TAMPA COMMUNITY HOSPITAL		1,875	322	15%	2,197
MINUTECLINIC, LLC (CLINIC 10699)		1,900	297	14%	2,197
MINUTECLINIC LLC #7173		1,930	266	12%	2,196
MINUTECLINIC LLC #3255		1,910	285	13%	2,195
MINUTECLINIC LLC #5924		1,866	315	14%	2,181
AFC PHYSICIANS OF FLORIDA		1,659	522	24%	2,181
CORE DIAGNOSTIC LABORATORIES LLC	17	1,837	323	15%	2,177
ASCENSION SACRED HEART - GULF		1,647	522	24%	2,169
ASSOCIATED PATHOLOGISTS, LLC	3	1,784	382	18%	2,169
MINUTECLINIC LLC #5216		1,861	302	14%	2,163
CHARLES AIESI CONSULTING INC	11	1,887	243	11%	2,141
MINUTECLINIC LLC #4612		1,721	420	20%	2,141
HEALTH CARE DISTRICT OF PALM BEACH COUNTY	1	1,939	201	9%	2,141
MINUTECLINIC LLC #3654		1,782	358	17%	2,140
MINUTECLINIC LLC #4024		1,848	290	14%	2,138
BOND URGENT CARE LLC		1,601	536	25%	2,137
MINUTECLINIC LLC # 3579		1,801	328	15%	2,129
PARRISH MEDICAL CENTER	1	1,862	261	12%	2,124
UNIVERSITY OF NORTH FLORIDA STUDENT HEALTH		2,050	69	3%	2,119
MEDIQUICK URGENT CARE CENTERS INC		1,541	567	27%	2,108
INTELEX LABS, LLC		2,036	65	3%	2,101
EMERGENCY PHYSICIANS MEDICAL CENTER		1,001	1,074	52%	2,075
FLOWERS HOSPITAL		1,867	188	9%	2,055
MINUTECLINIC LLC #3648		1,658	390	19%	2,048
MINUTECLINIC LLC #3285		1,772	270	13%	2,042
MINUTECLINIC LLC #1807		1,698	320	16%	2,018
JACKSON HOSPITAL CLINICAL LABORATORY		1,721	290	14%	2,011
AFC PHYSICIANS OF FLORIDA PA		1,532	472	24%	2,004
MINUTECLINIC LLC #3635		1,743	250	13%	1,993
JUPITER MEDICAL CENTER URGENT CARE		1,511	466	24%	1,977
NCHMD INC		1,665	310	16%	1,975
MEDIPATH LLC		1,628	344	17%	1,972
LAKE WALES MEDICAL CENTER INC		1,709	255	13%	1,964
GENUS3		1,892	72	4%	1,964
MINUTECLINIC LLC #4201		1,712	250	13%	1,962
DOC SMILEY'S URGENT CARE		1,706	247	13%	1,953
MINUTECLINIC LLC #1821		1,749	190	10%	1,939
PENSACOLA PEDIATRICS PA	1	1,760	169	9%	1,930
MEDEXPRESS PORT CHARLOTTE		1,753	177	9%	1,930
MINUTECLINIC LLC #476		1,638	255	13%	1,893

COVID-19: testing by laboratory

Data through Mar 12, 2021 verified as of Mar 13, 2021 at 09:25 AM

Data in this report are provisional and subject to change.

The numbers in the table below represent the number of Florida and non-Florida residents for whom test results were received by the Department of Health. A person can be tested by more than one laboratory and can have both positive and negative results. **Therefore, the sum of the numbers in each column will be larger than the total number of people tested.**

Reporting lab	Inconclusive	Negative	Positive	Percent positive	Total
MEDFAST URGENT CARE CENTERS LLC		564	1,325	70%	1,889
MINI ER WATERFORD LAKES, THE		1,623	266	14%	1,889
NCH NORTHEAST	7	1,472	405	21%	1,884
MARTIN HEALTH SYSTEM - ST LUCIE WEST		1,688	172	9%	1,860
MINUTECLINIC LLC #8381		1,589	259	14%	1,848
MINUTECLINIC LLC #1350		1,612	236	13%	1,848
DOC SMILEYS URGENT CARE LLC		1,497	342	19%	1,839
MINUTECLINIC LLC #6007		1,591	244	13%	1,835
STEWART ROCKLEDGE HOSPITAL	1	1,570	257	14%	1,828
LITTLE PINE PEDIATRICS	1	1,543	273	15%	1,817
BARDMOOR LABORATORY	9	1,534	268	15%	1,811
FIU-HEALTH AUXILIARY LABORATORY	6	1,692	104	6%	1,802
OPTUM LABS LLC	1	1,609	176	10%	1,786
KETAMINE HEALTH CENTERS LLC	1	1,634	151	8%	1,786
RIVER TOWN DIAGNOSTIC LLC		1,470	286	16%	1,756
MINUTECLINIC, LLC # 4469		1,506	240	14%	1,746
NEIGHBORHOOD MEDICAL CENTER INC	17	1,534	182	11%	1,733
Community_Health		1,533	199	11%	1,732
SPARROW HEALTHCARE	2	1,444	254	15%	1,700
JW PLASTIC SURGERY		1,449	244	14%	1,693
BAPTIST HEALTH EMERGENCY CENTER AT WEST CORAL WAY		1,340	352	21%	1,692
NORTH SHORE LONG ISLAND JEWISH HEALTH	1	1,601	87	5%	1,689
LABORATORY SPECIALISTS OF MICHIGAN		1,398	289	17%	1,687
IGENOMIX USA LLC	47	1,482	157	9%	1,686
MINUTECLINIC LLC #3637		1,340	339	20%	1,679
LAKELAND REGIONAL HEALTH PABLO		1,455	214	13%	1,669
MINUTECLINIC LLC #5157		1,448	213	13%	1,661
GENOME LLC	2	1,524	125	8%	1,651
MINUTECLINIC LLC #1815		1,457	192	12%	1,649
MINUTECLINIC LLC #3236		1,400	235	14%	1,635
BAYFRONT HEALTH - CITRUS HILLS		1,422	212	13%	1,634
GENESIS LABORATORY MANAGEMENT	14	1,384	230	14%	1,628
LABTECH DIAGNOSTIC		1,341	286	18%	1,627
FLAGLER HOSPITAL LABORATORY	8	610	985	61%	1,603
OPTEO LABORATORY		1,565	34	2%	1,599
ELLENTON URGENT CARE		1,361	234	15%	1,595
SHELL POINT NURSING PAVILION	1	1,504	71	5%	1,576
ARCPPOINT LABS		1,023	550	35%	1,573
MINUTECLINIC LLC #214		1,342	229	15%	1,571
MELBOURNE MEDICAL LABORATORY	2	1,365	202	13%	1,569
ASSURANCE SCIENTIFIC LABORATORIES	1	1,281	283	18%	1,565
MINUTECLINIC, LLC #3245		1,254	294	19%	1,548
WHITE WILSON MEDICAL CENTER		193	1,322	87%	1,515
BAPTIST HEALTH SOUTH FLORIDA - COUNTRY WALK URGENT CARE EXPRESS		1,275	227	15%	1,502
ED FRASER MEMORIAL HOSPITAL		1,254	244	16%	1,498
BIOCERNA LLC	9	1,288	165	11%	1,462

COVID-19: testing by laboratory

Data through Mar 12, 2021 verified as of Mar 13, 2021 at 09:25 AM

Data in this report are provisional and subject to change.

The numbers in the table below represent the number of Florida and non-Florida residents for whom test results were received by the Department of Health. A person can be tested by more than one laboratory and can have both positive and negative results. **Therefore, the sum of the numbers in each column will be larger than the total number of people tested.**

Reporting lab	Inconclusive	Negative	Positive	Percent positive	Total
ADVANCED MEDICAL OF NAPLES LLC		1,295	161	11%	1,456
VITRO MOLECULAR LABORATORIES	50	1,313	90	6%	1,453
ADVANCE MEDICAL OF NAPLES		326	1,124	78%	1,450
FLORIDA DEPARTMENT OF HEALTH IN POLK COUNTY	2	1,121	321	22%	1,444
UHEALTH DEERFIELD BEACH/UMSYLVESTER DEERFIELD BEACH LABORATORY	3	1,380	55	4%	1,438
PROJECT HEALTH, INC SUMTERVILLE	5	1,172	253	18%	1,430
PATIENTS CHOICE LABORATORIES		831	592	42%	1,423
UNIVERSITY OF ALABAMA AT BIRMINGHAM		1,377	44	3%	1,421
COASTAL LABORATORIES	1	1,120	287	20%	1,408
MEDEXPRESS URGENT CARE - JAX ATLANTIC BLVD		1,207	200	14%	1,407
BAPTIST HEALTHCARE - JAY HOSPITAL	1	1,015	372	27%	1,388
PEDIATRIC HEALTH CARE ALLIANCE - NORTHDAL		1,268	117	8%	1,385
MEDICAL CONSULTANTS OF FLORIDA, LLC	2	1,161	212	15%	1,375
BAPTIST HEALTH SOUTH FLORIDA - KEY BISCANE URGENT CARE EXPRESS		1,204	168	12%	1,372
EUROFINS NTD, LLC		1,320	44	3%	1,364
READY RESPONDERS FLORIDA, PLLC		1,185	178	13%	1,363
TEMPUS CLINICAL LABORATORY	10	1,204	148	11%	1,362
ASCENSION ST VINCENT'S - SOUTHSIDE		1,309	49	4%	1,358
VA PAIN CLINIC	4	1,293	52	4%	1,349
FIRST QUALITY LABORATORY		1,261	88	7%	1,349
PARAMOUNT URGENT CARE VILLAGES		912	436	32%	1,348
TREASURE COAST MEDICAL ASSOCIATES INC		747	591	44%	1,338
NYU HOSPITALS CENTER CLINICAL LABORATORIES		1,293	44	3%	1,337
UHEALTH CLINIC AT WALGREENS		1,080	252	19%	1,332
SMA LAB	9	1,170	151	11%	1,330
AMELIA EXPRESS CARE	1	729	598	45%	1,328
CAREMED CLINIC LLC	1	1,038	276	21%	1,315
OPTUMCARE FLORIDA LLC		1,057	255	19%	1,312
CAREFAST MURABELLA		845	462	35%	1,307
ER QUICKCARE PL		1,103	186	14%	1,289
VRL EUROFINS		1,240	37	3%	1,277
PATIENTS FIRST LAKE ELLA MEDICAL CENTER		1,133	143	11%	1,276
PROHEALTH MEDICAL CLINIC		654	618	49%	1,272
MINUTECLINIC LLC #8927		1,085	186	15%	1,271
APALACHEE CORRECTIONAL INSTITUTION EAST UNIT		1,241	26	2%	1,267
TOM LEE COMMUNITY HEALTH CENTER		831	436	34%	1,267
GENOSUR LLC	1	1,254	11	1%	1,266
ST ANNES NURSING CENTER		1,222	25	2%	1,247
MINUTECLINIC LLC #5187		1,090	151	12%	1,241
HOLIDAY CVS LLC DBA CVSPHARMACY #5155		1,183	57	5%	1,240
VAVA PARTNERS LLC		441	797	64%	1,238
MIAMI JEWISH HEALTH SYSTEMS		1,163	58	5%	1,221
CLINICORE		1,124	91	7%	1,215
PALM BAY HOSPITAL CLINICAL LABORATORY		854	359	30%	1,213
XPRESS URGENT CARE	4	1,026	181	15%	1,211
LAB24 INC	3	533	673	56%	1,209

COVID-19: testing by laboratory

Data through Mar 12, 2021 verified as of Mar 13, 2021 at 09:25 AM

Data in this report are provisional and subject to change.

The numbers in the table below represent the number of Florida and non-Florida residents for whom test results were received by the Department of Health. A person can be tested by more than one laboratory and can have both positive and negative results. **Therefore, the sum of the numbers in each column will be larger than the total number of people tested.**

Reporting lab	Inconclusive	Negative	Positive	Percent positive	Total
MYTEST DIAGNOSTICS		1,147	62	5%	1,209
SOLARIS HEALTHCARE PALATKA		1,102	104	9%	1,206
PREMIER MEDICAL	1	1,103	94	8%	1,198
ACCESS MEDICAL LABS		746	448	38%	1,194
SPECTOR SCIENTIFIC LAB	1	629	563	47%	1,193
SUNRISE URGENT CARE ASSOCIATES LLC D/B/A	7	774	397	34%	1,178
NORTH FLORIDA PEDIATRICS-TALLAHASSEE	1	1,071	99	8%	1,171
STAGEZERO LIFE SCIENCES INC	3	1,068	99	8%	1,170
EPN URGENT CARE NAPLES	2	792	373	32%	1,167
PARAMOUNT URGENT CARE - CLERMONT		686	476	41%	1,162
ADVANCED DIAGNOSTIC LABORATORY		1,109	47	4%	1,156
ST PETERSBURG PEDIATRICS	1	1,043	112	10%	1,156
PROFESSIONAL HEALTH EXAMINERS DBA PROHEALTH	1	934	219	19%	1,154
MINUTECLINIC LLC		1,017	131	11%	1,148
ADVENTHEALTH CENTRA CARE TRINITY		998	147	13%	1,145
COASTAL PEDIATRIC GROUP		988	153	13%	1,141
ADDICTION LABS OF AMERICA	3	1,057	78	7%	1,138
NAPLES URGENT CARE	1	727	406	36%	1,134
PALM HARBOR PHARMACY		983	150	13%	1,133
CAPSTONE HEALTHCARE		802	330	29%	1,132
VERITAS GENETICS	61	943	119	11%	1,123
BIO-TECH CLINICAL LABORATORIES INC		967	143	13%	1,110
ARCPOINT LABS OF CORAL SPRINGS FL		984	120	11%	1,104
XYZ LABORATORY	8	942	146	13%	1,096
NORTH FLORIDA PEDIATRICS - LAKE CITY		879	210	19%	1,089
USF MORSANI CENTER FOR ADVANCED HEALTH CARE		955	132	12%	1,087
PROJECT HEALTH INC	4	926	156	14%	1,086
STEWART REFERENCE LABORATORY	1	595	482	45%	1,078
INNOVATIVE TRANSFUSION MEDICINE, INC	11	915	152	14%	1,078
RAINBOW RIVER MEDICAL LABORATORY		977	83	8%	1,060
HENDRY REGIONAL MEDICAL CENTER CLINICAL LABORATORY		809	248	23%	1,057
PRIMARY CARE OF THE TREASURE COAST		912	132	13%	1,044
CARENOW URGENT CARE - FORT PIERCE		727	316	30%	1,043
ABSOLUTE GENOMICS	1	849	189	18%	1,039
BROWNWOOD CARE CENTER		885	143	14%	1,028
GENEIQ		970	55	5%	1,025
PRIMARY CARE SOUTH INC		621	399	39%	1,020
QUICK CARE MED		769	236	23%	1,005
PROFESSIONAL HEALTH EXAMINERS		860	144	14%	1,004
VERITOR		850	152	15%	1,002
LENCO MEDICAL LABORATORY		949	48	5%	997
LPG COCONUT POINT		821	169	17%	990
LAKELAND REGIONAL HEALTH - PWC/OB		36	954	96%	990
PHAROS HEALTH		736	244	25%	980
MINUTECLINIC, LLC DBA MINUTECLINIC #4717		931	40	4%	971
TYNDALL AIR FORCE BASE		752	206	22%	958

COVID-19: testing by laboratory

Data through Mar 12, 2021 verified as of Mar 13, 2021 at 09:25 AM

Data in this report are provisional and subject to change.

The numbers in the table below represent the number of Florida and non-Florida residents for whom test results were received by the Department of Health. A person can be tested by more than one laboratory and can have both positive and negative results. **Therefore, the sum of the numbers in each column will be larger than the total number of people tested.**

Reporting lab	Inconclusive	Negative	Positive	Percent positive	Total
PEDIATRICS OF CENTRAL FLORIDA PA	20	886	50	5%	956
CATALYST WALK IN CLINIC		757	197	21%	954
GROWING TOGETHER PEDIATRICS LLC		890	58	6%	948
NORTH VISTA HOSPITAL LABORATORY		810	136	14%	946
HISTOPATHOLOGY SERVICES, LLC		830	105	11%	935
THE HEALTH CENTER OF PLANT CITY		857	75	8%	932
VRL EUROFINIS - DALLAS		913	13	1%	926
GENE TOX WORLDWIDE	60	736	125	14%	921
INTEGRITY LABORATORIES, LLC	4	752	164	18%	920
INTERLACHEN PEDIATRICS		886	34	4%	920
FISHERMENS HOSPITAL CLINICAL LAB		832	82	9%	914
NORTH FLORIDA PEDIATRICS PA - SUWANNEE	3	785	125	14%	913
FAST TRACK URGENT CARE CENTER		4	896	100%	900
UNIVERSITY OF WEST FLORIDA STUDENT HEALTH SERVICES	1	774	123	14%	898
WOODLANDS MEDICAL SPECIALISTS		637	260	29%	897
TACACHALE CLINICAL LABORATORY	1	847	47	5%	895
COVANCE CLINICAL RESEARCH UNIT INC		866	24	3%	890
INTERLACHEN PEDIATRICS PA		843	39	4%	882
CAPE CANAVERAL HOSPITAL		609	266	30%	875
C.W. BILL YOUNG VA MEDICAL CENTER	1	21	848	97%	870
EAST LAKE PEDIATRICS		760	109	13%	869
BAPTIST HEALTH - MD ANDERSON CANCER CENTER		859	5	1%	864
LEE COUNTY EMERGENCY MEDICAL SERVICE	1	746	116	13%	863
ADVENTHEALTH EXPRESS CARE AT WALGREENS		751	111	13%	862
CREEKSIDE CARE CENTER	1	709	148	17%	858
NORTH FLORIDA PEDIATRICS PA	2	734	113	13%	849
GRAVITY DIAGNOSTICS, LLC	2	732	112	13%	846
PENSACOLA PEDIATRICS	2	604	235	28%	841
HEALTH CENTRAL CLINICAL LABORATORY		769	70	8%	839
CONSULATE HEALTH CARE OF NEW PORT RICHEY	2	712	124	15%	838
DEPARTMENT OF CLINICAL LABS		813	18	2%	831
HALIFAX MEDICAL CENTER-PORT ORANGE LAB		704	116	14%	820
FLORIDA HOSPITAL ORLANDO		743	74	9%	817
CVS HEALTH		636	178	22%	814
ASAP LABS LLC	7	655	151	19%	813
STATMED OCALA	4	657	152	19%	813
COASTAL PHYSICIANS, LLC		658	155	19%	813
MOLECULAR TESTING LABS		758	53	7%	811
ASCENSION ST VINCENT'S - CLAY		775	35	4%	810
NORTH SHORE LIJ URGENT CARE PC		759	47	6%	806
REDI MED LLC		648	158	20%	806
Point of Care Testing	1	116	687	85%	804
PALM BEACH ATLANTIC UNIVERSITY		781	19	2%	800
NITE LITE PEDIATRICS		234	564	71%	798
CRUCIAL CARE EMERGENCY MEDICINE DOCTORS		639	158	20%	797
Tampa Lakes Health and Rehabilitation Center	2	715	73	9%	790

COVID-19: testing by laboratory

Data through Mar 12, 2021 verified as of Mar 13, 2021 at 09:25 AM

Data in this report are provisional and subject to change.

The numbers in the table below represent the number of Florida and non-Florida residents for whom test results were received by the Department of Health. A person can be tested by more than one laboratory and can have both positive and negative results. **Therefore, the sum of the numbers in each column will be larger than the total number of people tested.**

Reporting lab	Inconclusive	Negative	Positive	Percent positive	Total
NORTH OKALOOSA MEDICAL CENTER		456	333	42%	789
NONE		308	479	61%	787
LOOP PEDIATRICS PA	3	663	121	15%	787
DYNIX DIAGNOSTICS	2	527	257	33%	786
CHILDRENS MEDICAL ASSOCIATION		714	71	9%	785
JACKSONVILLE BEACH PEDIATRIC CARE CENTER □		719	64	8%	783
PRIMARY CARE SERVICES AT INDIAN RIVER ESTATES		758	24	3%	782
CARE ONE OF FLORIDA LLC		536	243	31%	779
PRIMARY CARE SERVICES AT ST ANDREWS ESTATES		772			772
FAMILY HEALTH CENTERS OF SWF LABS	2	682	87	11%	771
MIDWAY SPECIALLY CARE CENTER		544	221	29%	765
MACDILL AIR FORCE BASE		712	51	7%	763
NCHMD, INC SOUTHEAST IMMEDIATE CARE		590	173	23%	763
VITAS HEALTHCARE CORPORATION OF FLA	1	755	5	1%	761
CENTRAL FLORIDA HEALTH CARE INC		649	110	14%	759
Victoria Nursing and Rehabilitation Center		704	53	7%	757
ENCOMPASS HEALTH		736	21	3%	757
AMERICAN FAMILY CARE PENSACOLA WEST		222	533	71%	755
VENICE REGIONAL BAYFRONT HEALTH (PULMONARY)		637	117	16%	754
NORTHEAST FLORIDA NEUROLOGY CLINICS, INC		637	113	15%	750
24 HOUR PEDIATRIC CARE CENTER	4	689	55	7%	748
ANY LAB TEST NOW	1	500	241	32%	742
CALHOUN LIBERTY HOSPITAL		584	158	21%	742
SOLARIS HEALTHCARE CHARLOTTE HARBOR		690	47	6%	737
CLINICAL PATHOLOGY LABS INC		664	73	10%	737
SANTA ROSA MEDICAL GROUP		575	161	22%	736
WILLOWBROOKE COURT AT EDGEWATER POINTE ESTATES		724	9	1%	733
ADVENT HEALTH LAB - ORLANDO		434	298	41%	732
ORLANDO HEALTH AND REHAB CENTER		683	44	6%	727
TELESCOPE HEALTH LLC	4	610	113	16%	727
AMERICAN MEDICAL RESPONSE		716	8	1%	724
PALACE NURSING HOME & REHAB CENTER		687	36	5%	723
LIFE CARE CENTER OF NEW PORT RICHEY		688	33	5%	721
NORTH FLORIDA MEDICAL GROUP		575	144	20%	719
LAB DOCTOR		632	86	12%	718
DISNEY COVID TEST SITE		703	13	2%	716
DOCTOR'S MEMORIAL HOSPITAL		549	164	23%	713
POINT WASHINGTON MEDICAL CLINIC	1	507	201	28%	709
KENDALL HEALTHCARE PROPERTIES DBA	2	679	27	4%	708
WILLIAM OWEN PASS PARK		628	80	11%	708
EAST LAKE PEDIATRICS PA		640	66	9%	706
GRAND COURT TAMPA		701	4	1%	705
PALM GARDEN OF PORT SAINT LUCIE		694	9	1%	703
Crestview Rehabilitation Center	5	565	128	18%	698
ETHOS WELLNESS PHARMACY		653	43	6%	696
PREMIER MEDICAL LABORATORY SERVICES	2	463	225	33%	690

COVID-19: testing by laboratory

Data through Mar 12, 2021 verified as of Mar 13, 2021 at 09:25 AM

Data in this report are provisional and subject to change.

The numbers in the table below represent the number of Florida and non-Florida residents for whom test results were received by the Department of Health. A person can be tested by more than one laboratory and can have both positive and negative results. **Therefore, the sum of the numbers in each column will be larger than the total number of people tested.**

Reporting lab	Inconclusive	Negative	Positive	Percent positive	Total
GULF COAST VILLAGE		657	33	5%	690
VIERA HOSPITAL, INC		536	150	22%	686
FLORIDA GULF COAST UNIVERSITY		500	186	27%	686
PHYSICIANS STAT LAB INC		597	85	12%	682
FLAGLER COUNTY HEALTH DEPARTMENT	3	532	146	21%	681
PEBBLEBROOK PHARMACY	1	565	113	17%	679
BREVARD HEALTH ALLIANCE		417	260	38%	677
NCH HEALTHCARE SYSTEM MICROBIOLOGY LAB		2	674	100%	676
SPRING HILL HEALTH AND REHABILITATION CENTER		648	24	4%	672
MINI ER ADULT AND PEDIATRIC URGENT CARE		574	98	15%	672
BOND AND STEELE CLINIC PA		475	194	29%	669
ADVENTHEALTH MEDICAL GROUP PROMPT CARE		478	187	28%	665
MOORINGS PARK INSTITUTE, INC, THE		638	26	4%	664
MEDICAL FP - WHOLE FAMILY HEALTH CENTER		543	120	18%	663
TREE HOUSE PEDIATRICS PLLC		592	67	10%	659
GOLDEN GATE FAMILY CLINIC		210	447	68%	657
GULF COAST MOLECULAR LABORATORIES	13	542	102	16%	657
LIFE CARE CENTER OF PENSACOLA		606	49	7%	655
POINT OF CARE TESTING SITE		630	24	4%	654
PALM GARDEN OF VERO BEACH		613	40	6%	653
MAIN STREET MEDICAL CENTER		131	522	80%	653
EXPRESS PHARMACY		601	48	7%	649
JOHN KNOX VILLAGE HEALTH CENTER		626	23	4%	649
MANOR PINES CONVALESCENT CENTER LLC	1	626	21	3%	648
MAVERICK LABS		460	188	29%	648
MOUNT SINAI LABORATORY		618	29	4%	647
ST JOHN'S NURSING CENTER		623	23	4%	646
ORANGE BLOSSOM FAMILY HEALTH		613	28	4%	641
SUWANNEE HEALTH AND REHABILITATION CENTER		633	5	1%	638
AUGUSTUS LABS LLC		512	125	20%	637
VETERANS AFFAIRS MEDICAL CENTER	1	41	594	93%	636
SOUTHEAST ALABAMA MEDICAL CENT		581	53	8%	634
AMERICAN SCIENTIFIC LABORATORIES LLC		628	5	1%	633
EMERALD COAST PEDIATRICS		619	11	2%	630
LIFE CARE CENTER OF ORANGE PARK		598	30	5%	628
BROAD INSTITUTE CLINICAL SEQUENCING RESEARCH PLATFORM	2	595	28	4%	625
BOCA GRANDE HEALTH CLINIC		593	30	5%	623
PEDIATRIC HEALTHCARE ALLIANCE		584	36	6%	620
LIFE CARE CENTER OF HILLIARD		597	22	4%	619
CLEWISTON NURSING AND REHABILITATION CENTER		607	12	2%	619
THE PRESERVE		610	9	1%	619
HOLMES REGIONAL MEDICAL CENTER		5	614	99%	619
FORT MYERS INTERNAL MEDICINE, LLC		558	61	10%	619
FAMILY HEALTH CENTERS OF SOUTHWEST FLORIDA INC		544	72	12%	616
GOLDEN GLADES NURSING & REHABILITATION CTR		600	16	3%	616
MID-FLORIDA PATHOLOGY		467	149	24%	616

COVID-19: testing by laboratory

Data through Mar 12, 2021 verified as of Mar 13, 2021 at 09:25 AM

Data in this report are provisional and subject to change.

The numbers in the table below represent the number of Florida and non-Florida residents for whom test results were received by the Department of Health. A person can be tested by more than one laboratory and can have both positive and negative results. **Therefore, the sum of the numbers in each column will be larger than the total number of people tested.**

Reporting lab	Inconclusive	Negative	Positive	Percent positive	Total
Fernandina Beach Rehabilitation and Nursing Center	1	594	19	3%	614
MANOR CARE HEALTH SERVICES - FT MYERS		587	25	4%	612
CLINICAL ENTERPRISE, INC		591	20	3%	611
HOLY CROSS HOSPITAL		12	598	98%	610
SEBASTIAN RIVER MEDICAL CENTER	2	440	166	27%	608
CYPRESS VILLAGE	1	578	24	4%	603
PEDIATRIC HEALTHCARE ALLIANCE PA		552	51	8%	603
PATIENTS FIRST - MAHAN DRIVE		164	436	73%	600
EDEN SPRINGS NURSING AND REHAB CENTER		487	110	18%	597
VETERANS AFFAIRS MEDICAL CENTER - JAMES A HALEY			597	100%	597
BUFFALO CROSSING HEALTHCARE & REHABILITATION CTR		582	15	3%	597
VITAS HEALTHCARE CORP OF CENTRAL FL		573	24	4%	597
CONSULATE HEALTHCARE OF VERO BEACH	14	500	82	14%	596
WILLOW BROOKE COURT AT INDIAN RIVER ESTATES		551	43	7%	594
BROOKDALE FORT MYERS CYPRESS LAKE		590	2	0%	592
CITY MEDICAL OF NEW JERSEY, PC		541	51	9%	592
J AND G MEDICAL GROUP LLC		486	103	17%	589
AFC URGENT CARE CLEARWATER	1	123	461	79%	585
CARITHERS PEDIATRIC GROUP		533	52	9%	585
DIAMOND RIDGE HEALTH AND REHABILITATION		551	32	5%	583
MAYFLOWER ASSISTED LIVING		576	6	1%	582
NSPIRE HEALTHCARE MIAMI LAKES	8	558	14	2%	580
SHORELINE PHYSICIAN GROUP		364	216	37%	580
WATSON THERAPEUTICS INC	1	552	24	4%	577
DAVITA LABORATORY		471	104	18%	575
HMA SANTA ROSA MEDICAL CENTER LLC DBA		453	122	21%	575
EMERALD SHORES HEALTH AND REHABILITATION		477	97	17%	574
THERADOC		152	421	73%	573
MEDONE URGENT CARE CENTER		350	223	39%	573
TENNESSEE DOH - NASHVILLE	2	504	66	12%	572
MEDICAL VB		451	121	21%	572
BALDOMERO LOPEZ STATE VETERANS NURSING HOME	2	562	4	1%	568
BALDWIN PEDIATRICS	1	536	28	5%	565
ECCOLAB GROUP	1	147	413	74%	561
CONTINENTAL CLINICAL RESEARCH, LLC		518	42	8%	560
MEDICAL CENTER OF DELTONA, INC		464	95	17%	559
BOND CLINIC PA PEDIATRICS DEPT		511	47	8%	558
MANOR CARE NURSING CENTER OF SARASOTA FL LLC		469	87	16%	556
WHITE-WILSON MEDICAL CENTER - FORT WALTON BEACH		536	20	4%	556
NCH HEALTHCARE BONITA		426	130	23%	556
PALM GARDEN OF TAMPA		526	29	5%	555
CLIFFORD CHESTER SIMS STATE VETERANS		542	12	2%	554
EXPRESS URGENT CARE LLC		1	550	100%	551
The Sands at South Beach		547	4	1%	551
NEMOURS CHILDREN'S HOSPITAL		453	98	18%	551
VITAE DIAGNOSTICS		534	13	2%	547

COVID-19: testing by laboratory

Data through Mar 12, 2021 verified as of Mar 13, 2021 at 09:25 AM

Data in this report are provisional and subject to change.

The numbers in the table below represent the number of Florida and non-Florida residents for whom test results were received by the Department of Health. A person can be tested by more than one laboratory and can have both positive and negative results. **Therefore, the sum of the numbers in each column will be larger than the total number of people tested.**

Reporting lab	Inconclusive	Negative	Positive	Percent positive	Total
Signature HealthCare Center of Waterford		516	31	6%	547
Plantation Bay Rehabilitation Center		522	24	4%	546
COASTAL URGENT CARE		428	116	21%	544
PIONEER CLINICAL LAB LLC		441	103	19%	544
SABAL PALMS HEALTH AND REHAB		493	51	9%	544
NCF DIAGNOSTICS & DNA TECHNOLOGIES	15	211	318	58%	544
DOCTORS CENTER,THE		432	111	20%	543
BAPTIST PRIMARY CARE	2	434	106	20%	542
VETERANS AFFAIRS MEDICAL CENTER - GAINESVILLE		3	539	99%	542
VETERANS AFFAIRS MEDICAL CENTER - BAY PINES		18	522	97%	540
SOLARIS HEALTHCARE LAKE CITY		440	99	18%	539
CLARITY LABS		464	70	13%	534
OCALA FAMILY MEDICAL CENTER INC	2	466	65	12%	533
COLLIER URGENT CARE CENTERS CREEKSIDE		488	44	8%	532
AMERICA'S PHARMACY LLC		471	59	11%	530
DOH - INDIAN RIVER		450	79	15%	529
MEDONE URGENT CARE AT ST. AUGUSTINE		136	393	74%	529
VILLA MARIA NURSING & REHAB CENTER INC	1	515	13	2%	529
MED FAST URGENT CARE CENTER		260	268	51%	528
MEDICAL CENTER CLINIC-IMMEDIATE CARE	1	423	104	20%	528
CHILDRENS MEDICAL ASSOCIATION PA		467	59	11%	526
VALENCIA HILLS HEALTH AND REHABILITATION CENTER		512	13	2%	525
PALMETTO FAMILY HEALTHCARE	1	337	185	35%	523
HARBOUR HEALTH CENTER		508	15	3%	523
RICARDO NAVARRO DO PA		450	72	14%	522
HEARTLAND PEDIATRICS OF LAKE WALES		466	55	11%	521
FOUNTAIN MANOR HEALTH AND REHAB CENTER	1	498	18	3%	517
JACKSON MEMORIAL PERDUE MEDICAL CENTER		491	26	5%	517
PALM GARDEN OF CLEARWATER		498	18	3%	516
RESTORE HEALTH URGENT CARE		403	111	22%	514
MEDFAST URGENT CARE CENTERS		231	281	55%	512
FLORIDA DEPARTMENT OF HEALTH IN CALHOUN COUNTY		385	126	25%	511
RAINBOW PEDIATRIC CENTER PA		476	34	7%	510
NEW YORK HOSPITAL LABORATORIES	1	493	12	2%	506
DXTERITY DIAGNOSTICS	2	473	31	6%	506
CHILDRENS CLINIC WEST FLORIDA PEDIATRICS		463	43	8%	506
MEMORIAL PEMBROKE 24/7 CARE CENTER		386	120	24%	506
SOUTHERN OAKS CARE CENTER	1	467	37	7%	505
PALM GARDEN OF JACKSONVILLE	2	422	80	16%	504
FLORIDA DEPARTMENT OF HEALTH CLAY COUNTY	1	405	98	19%	504
RIVER GARDEN HEBREW HOME FOR THE AGED		449	54	11%	503
ENZO CLINICAL LABS INC	3	472	25	5%	500
ARCPOINTS LABS		435	65	13%	500
MICHAEL A MIDDLETON MD PA		481	19	4%	500
ST CLOUD REGIONAL MEDICAL CENTER CLINICAL LAB		394	106	21%	500
The Manor at Blue Water Bay		439	60	12%	499

COVID-19: testing by laboratory

Data through Mar 12, 2021 verified as of Mar 13, 2021 at 09:25 AM

Data in this report are provisional and subject to change.

The numbers in the table below represent the number of Florida and non-Florida residents for whom test results were received by the Department of Health. A person can be tested by more than one laboratory and can have both positive and negative results. **Therefore, the sum of the numbers in each column will be larger than the total number of people tested.**

Reporting lab	Inconclusive	Negative	Positive	Percent positive	Total
CLINICAL PATHOLOGY LABS		388	111	22%	499
FIRST CHOICE PEDIATRICS		406	91	18%	497
HEALTH CENTER AT BRENTWOOD	1	450	44	9%	495
JACKSON MEMORIAL LONG TERM CARE CENTER		473	22	4%	495
UNIVERSITY OF TAMPA INC, THE		485	9	2%	494
SANDBAY URGENT CARE		396	95	19%	491
ASCEND CLINICAL	5	415	71	14%	491
WEST GABLES HEALTH CARE CENTER		480	10	2%	490
CITRUS NURSING CENTER LLC		443	46	9%	489
HILLCREST HEALTH CARE & REHABILITATION CENTER	3	471	14	3%	488
SUSANNA WESLEY HEALTH CENTER		450	36	7%	486
THE PALACE AT HOMESTEAD	1	465	20	4%	486
BROWARD PARTNERSHIP	6	472	8	2%	486
MANOR OAKS NURSING & REHAB CENTER	5	478	2	0%	485
NORTH FLORIDA RETIREMENT VILLAGE		479	2	0%	481
AFC URGENT CARE FAMILY CARE			478	100%	478
HARTS HARBOR HEALTH CARE CENTER		457	21	4%	478
LAUDERDALE NURSING CENTER LLC	1	458	19	4%	478
SHORE ACRES CARE CENTER		442	35	7%	477
HOPE HOSPICE AND COMMUNITY SERVICES INC	14	445	18	4%	477
Good Samaritan Society Kissimmee Village		411	65	14%	476
HERON POINTE HEALTH AND REHABILITATION	1	469	3	1%	473
MANOR AT CARPENTERS		445	27	6%	472
FLO-MEDILAB SERVICES LLC		189	282	60%	471
BENTON PEDIATRICS INC		423	48	10%	471
SPEARHEAD MEDICAL		409	61	13%	470
BREVARD HEALTH ALLIANCE INC, THE		447	23	5%	470
FLORIDA HOSPITAL WAUCHULA		335	135	29%	470
NAVAL HOSPITAL - JACKSONVILLE		136	332	71%	468
Quest Diag Unspecifd	1	317	150	32%	468
PARKLANDS FACILITY INC	4	422	42	9%	468
LITTLE PINE PEDIATRICS PLLC	3	407	58	12%	468
ORLANDO HEALTH CENTER FOR REHABILITATION		454	13	3%	467
SEMINOLE NURSING PAVILION		458	8	2%	466
PALM GARDEN OF ORLANDO		433	33	7%	466
CARENOW	2	260	204	44%	466
LIFE CARE CENTER OF PALM BAY		438	27	6%	465
SIGNATURE HEALTHCARE OF BROOKWOOD GARDENS		459	6	1%	465
CARE ONE OF FLORIDA	1	318	146	31%	465
DBI HEALTH INC		448	15	3%	463
THE PALACE MANAGEMENT - THE PALACE AT CORAL GABLES		459	3	1%	462
BROOKDALE PALMER RANCH	1	403	57	12%	461
PHYSICIANS PRIMARY CARE LAB	1	396	63	14%	460
STEWART SEBASTIAN RIVER MEDICAL CENTER		402	56	12%	458
AFC URGENT CARE SEMINOLE			458	100%	458
MEDSCAN LABORATORY INC	1	242	214	47%	457

COVID-19: testing by laboratory

Data through Mar 12, 2021 verified as of Mar 13, 2021 at 09:25 AM

Data in this report are provisional and subject to change.

The numbers in the table below represent the number of Florida and non-Florida residents for whom test results were received by the Department of Health. A person can be tested by more than one laboratory and can have both positive and negative results. **Therefore, the sum of the numbers in each column will be larger than the total number of people tested.**

Reporting lab	Inconclusive	Negative	Positive	Percent positive	Total
MOBILE MEDICAL ASSOCIATES PL	17	393	47	10%	457
Williston Care Center		395	61	13%	456
PENSACOLA PEDIATRICS PA - TIGER POINT	18	430	8	2%	456
AFC URGENT CARE TYRONE		2	453	100%	455
CLARIDGE HOUSE NURSING CENTER		437	18	4%	455
ELLENTON PEDIATRICS		435	18	4%	453
Palm Garden of Largo		449	4	1%	453
Q ANSWER LAB	1	392	59	13%	452
SOLARIS HEALTHCARE OSCEOLA		428	22	5%	450
Solaris HealthCare Windermere		415	32	7%	447
FLORIDA HOSPITAL MEDICAL GROUP		270	176	39%	446
NEW YORK PRESBYTERIAN - CUMC CLINICAL		427	18	4%	445
RUSKIN HEALTH CENTER		267	178	40%	445
NEW PLANT CITY FAMILY CARE	1	237	207	47%	445
DIAMOND RIDGE HEALTH AND REHABILITATION CENTER		422	22	5%	444
FG RAPID RESULTS	2	189	253	57%	444
NORTH FLORIDA REHABILITATION & SPECIALTY CARE		436	6	1%	442
CONSULATE HEALTH CARE OF BAYONET POINT	4	430	7	2%	441
VITAS LUTHERAN TOWERS INPATIENT PROGRAM		377	64	15%	441
EMERITUS AT NAPLES	2	437	1	0%	440
SMA SPECIALTY MEDICAL LAB		119	321	73%	440
MILLER BIOCONNECT		397	42	10%	439
PALM GARDEN OF WINTER HAVEN	3	418	16	4%	437
PRO HEALTH		188	248	57%	436
SUNSHINE URGENT CARE LLC		288	147	34%	435
GANDY CROSSING CARE CENTER	1	419	14	3%	434
ST ANDREWS BAY SKILLED NURSING &		374	60	14%	434
PW WINDERMERE SUBTENANT LLC		432	1	0%	433
Darcy Hall Of Life Care		420	13	3%	433
HEALTHY STEPS PEDIATRICS		385	47	11%	432
Ocala Health and Rehabilitation Center		411	21	5%	432
Cypress Cove Care Center		332	100	23%	432
APP-UNIPATH, LLC	2	414	15	3%	431
MINUTECLINIC LLC, #10357		430	1	0%	431
AVECINA MEDICAL JULINGTON	1	240	189	44%	430
NURSING PLUS OF BROWARD LLC	1	410	18	4%	429
FLORIDA DEPT OF HEALTH IN BREVARD COUNTY	3	363	63	15%	429
PALM GARDEN OF OCALA		330	98	23%	428
MEDIPATH		19	409	96%	428
BROOKSVILLE HEALTHCARE CENTER LLC		414	13	3%	427
NAPLES CHILDREN'S URGENT CARE		372	53	12%	425
ANCIENT CITY PEDIATRICS	1	407	16	4%	424
Colonial Lakes Health Care		384	38	9%	422
EPN URGENT CARE		83	339	80%	422
Bardmoor Oaks Healthcare and Rehabilitation Center		410	11	3%	421
GARCIA CLINICAL LABORATORY		28	392	93%	420

COVID-19: testing by laboratory

Data through Mar 12, 2021 verified as of Mar 13, 2021 at 09:25 AM

Data in this report are provisional and subject to change.

The numbers in the table below represent the number of Florida and non-Florida residents for whom test results were received by the Department of Health. A person can be tested by more than one laboratory and can have both positive and negative results. **Therefore, the sum of the numbers in each column will be larger than the total number of people tested.**

Reporting lab	Inconclusive	Negative	Positive	Percent positive	Total
STARKE FAMILY MEDICAL CENTER		330	89	21%	419
Santa Rosa Center for Rehabilitation and Healing		350	69	16%	419
LEHIGH REGIONAL MEDICAL CENTER LAB		372	47	11%	419
WHITE WILSON MEDICAL CENTER PA - NAVARRE		307	112	27%	419
Solaris Healthcare Daytona	2	369	46	11%	417
ABBEY DELRAY		409	6	1%	415
SOLARIS HEALTHCARE MERRITT ISLAND		371	41	10%	412
TIDEWELL HOSPICE INC	2	403	7	2%	412
MAGNOLIA FAMILY URGENT CARE		370	40	10%	410
MINUTECLINIC LLC #3671		366	44	11%	410
ROLLINS COLLEGE WELLNESS CENTER		130	280	68%	410
LIFEBRITE	1	210	198	48%	409
ADDINGTON PLACE AT WELLINGTON GREEN		400	9	2%	409
FLORIDA DEPARTMENT OF HEALTH		358	49	12%	407
VITAS HEALTHCARE CORPORATION		402	5	1%	407
ORCHARD PARK HEALTH & REHABILITATION		401	5	1%	406
TIDE LABORATORIES		362	43	11%	405
HOSPICE OF THE FLORIDA SUNCOAST,THE		401	3	1%	404
Timberridge Center for Rehabilitation and Healing		370	34	8%	404
CLERMONT HEALTH AND REHABILITATION CENTER		372	32	8%	404
Manatee Springs Rehabilitation and Nursing Center		382	20	5%	402
INDIAN RIVER CTR, LLC		352	50	12%	402
TREASURE COAST COMMUNITY HEALTH	3	332	66	16%	401
ASSOCIATESMD MEDICAL GROUP INC		341	59	15%	400
ADVENTHEALTH EXPRESS CARE AT		326	72	18%	398
FHMG FLORIDA HOSPITAL MEDICAL GROUP		360	38	10%	398
AFC URGENT CARE		68	327	83%	395
ADVENTHEALTH MEDICAL GROUP PROMPT CAR	1	279	114	29%	394
MINI ER AND URGENT CARE		289	105	27%	394
AMEERAH LABS, LLC	2	310	82	21%	394
ABBOTT DIAGNOSTICS		375	18	5%	393
PINES OF SARASOTA		387	5	1%	392
SOLARIS HEALTHCARE BAYONET POINT		376	16	4%	392
Destin Healthcare and Rehabilitation Center	1	350	40	10%	391
QUALITOX LABORATORIES		216	174	45%	390
BARBER		13	376	97%	389
MOOSEHAVEN HEALTH CENTER		351	38	10%	389
ORLANDO VA MEDICAL CENTER			387	100%	387
FLOMEDILAB		168	219	57%	387
GOOD SAMARITAN CENTER		384	3	1%	387
PALMS OF SEBRING		353	34	9%	387
FLORIDA DEPARTMENT OF HEALTH IN LIBERTY COUNTY	2	288	96	25%	386
FAMILY CARE PARTNERS OF NORTHEAST FLORIDA LLC		311	74	19%	385
HEALTHWORKS MED GROUP OF FLORIDA PA	3	374	8	2%	385
PEDIATRICS BY THE SEA		368	15	4%	383
BROOKDALE PADDOCK HILLS	2	377	2	1%	381

COVID-19: testing by laboratory

Data through Mar 12, 2021 verified as of Mar 13, 2021 at 09:25 AM

Data in this report are provisional and subject to change.

The numbers in the table below represent the number of Florida and non-Florida residents for whom test results were received by the Department of Health. A person can be tested by more than one laboratory and can have both positive and negative results. **Therefore, the sum of the numbers in each column will be larger than the total number of people tested.**

Reporting lab	Inconclusive	Negative	Positive	Percent positive	Total
SUNLAND MARIANNA COX MEDICAL CENTER		339	42	11%	381
BLOUNTSTOWN REHABILITATION CENTER LLC		275	106	28%	381
VILLAGE DOCTORS OF KEystone		299	81	21%	380
PEDIATRIC ASSOCIATES OF OCALA PA		349	31	8%	380
BARTON HEALTH ALLIANCE	3	331	45	12%	379
LIFE CARE PONTE VEDRA INC		370	8	2%	378
ST PETERSBURG PEDIATRICS-PARK BLVD		344	34	9%	378
BAYA PHARMACY WEST		8	368	98%	376
UNIVERSITY OF TAMPA STUDENT HEALTH AND SHC CLINICAL LABORATORY		224	152	40%	376
Bayside Care Center	1	354	20	5%	375
DIAGNOSTIC & CLINICAL CARE SERVICES INC DBA		300	75	20%	375
TRI-COUNTY NURSING AND REHABILITATION CENTER INC		360	15	4%	375
BAPTIST PRIMARY CARE, INC		347	28	7%	375
ADVENTHEALTH EXPRESS CARE AT WALGREENS 49TH STREET		317	57	15%	374
INTERNAL MEDICINE & PEDIATRICS OF TAMPA BAY PA		318	56	15%	374
SOUTHERN LABORATORY SERVICES OF NWF		340	33	9%	373
FAIR HAVENS CENTER, OPCO		367	6	2%	373
Life Care Center of Ocala		304	69	18%	373
ACCESS MEDICAL CENTER	1	344	28	8%	373
UR MEDICINE LABS- CENTRAL LABORATORY		350	22	6%	372
HENDRY REGIONAL MEDICAL CENTER		107	265	71%	372
NATIONS BEST FAMILY HEALTH CARE		193	178	48%	371
URGENT CARE BETHESDA	1	318	52	14%	371
Stacey Health Care Centers Inc. dba Riverside Care Center		341	29	8%	370
PruittHealth Panama City	1	304	64	17%	369
SEA BREEZE REHAB AND NURSING CENTER		360	9	2%	369
ADVENT HEALTH - TAMPA		148	220	60%	368
TRENTON MEDICAL CENTER INC DBA PALMS MEDICAL GROUP	4	270	93	25%	367
SPECIALTY HEALTH AND REHABILITATION CENTER		342	25	7%	367
QUOTIENT SCIENCES		355	11	3%	366
PORT SAINT LUCIE HOSPITAL		357	9	2%	366
PALM GARDEN OF WEST PALM BEACH	4	347	15	4%	366
NATURE COAST MEDICAL GROUP		270	95	26%	365
INFORM DIAGNOSTICS		354	9	2%	363
ST PETERSBURG PEDIATRICS-SEMINOLE BLVD		298	65	18%	363
WELL-BEING MEDICAL CENTER PLLC		335	27	7%	362
FLORIDA HEART & VASCULAR MULTISPECIALTY GROUP PA		264	98	27%	362
BRISTOL AT TAMPA, THE	4	349	8	2%	361
HEALTH CENTRAL PARK		295	66	18%	361
KINDRED HOSPITAL	10	333	17	5%	360
CHAUTAUQUA REHABILITATION AND NURSING CENTER		351	9	3%	360
FLORIDA HOSPITAL HEARTLAND MED CTR LAKE PLACID		271	89	25%	360
solaris Healthcare Parkway	2	341	17	5%	360
HARDEE MANOR HEALTH CARE CENTER	1	355	3	1%	359
MANOR CARE OF BOYNTON BEACH LLC		335	24	7%	359
VETERANS AFFAIRS MEDICAL CENTER - LAKE CITY		52	306	85%	358

COVID-19: testing by laboratory

Data through Mar 12, 2021 verified as of Mar 13, 2021 at 09:25 AM

Data in this report are provisional and subject to change.

The numbers in the table below represent the number of Florida and non-Florida residents for whom test results were received by the Department of Health. A person can be tested by more than one laboratory and can have both positive and negative results. **Therefore, the sum of the numbers in each column will be larger than the total number of people tested.**

Reporting lab	Inconclusive	Negative	Positive	Percent positive	Total
SERENADES IN THE VILLAGES		305	53	15%	358
SUN COUNTRY PEDIATRICS PLLC	9	316	31	9%	356
HAINES CITY REHABILITATION AND NURSING CENTER		331	24	7%	355
ORCHARD RIDGE CARE AND REHABILITATION CENTER		336	19	5%	355
MY CLINICAL LAB		224	129	37%	353
SIGNATURE HEALTHCARE OF NORTH FLORIDA		349	4	1%	353
MEDFAST URGENT CARE CENTER		122	230	65%	352
MANORCARE HEALTH SERVICES - VENICE		297	55	16%	352
VILLAGE AT VIENNA SQUARE,THE□	6	329	17	5%	352
AYERS HEALTH & REHABILITATION CENTER		345	6	2%	351
CORAL BAY HEALTHCARE AND REHABILITATION	1	338	12	3%	351
BAYSHORE DIAGNOSTICS		310	41	12%	351
SANFORD LABORATORIES		325	26	7%	351
MEMPHIS PATHOLOGY LABORATORY	4	327	19	5%	350
SIPARADIGM, DIAGNOSTIC INFORMATICS		273	77	22%	350
PLANT CITY PEDIATRICS	1	282	67	19%	350
HARDEE COUNTY HEALTH DEPARTMENT		280	68	20%	348
VILLAGE DOCTORS FAMILY MEDICAL CENTER OF		283	64	18%	347
Palmetto Subacute Care Center		336	11	3%	347
HEALTH DESIGNS		332	14	4%	346
LIFE CARE CENTER OF WINTER HAVEN		328	18	5%	346
Bay Breeze Senior Living and Rehabilitation Center		292	53	15%	345
DIGNITY HEALING, LLC		330	15	4%	345
ADVENT HEALTH - DELTONA ER		278	66	19%	344
ARCPPOINT LABS OF SARASOTA MANATEE		266	78	23%	344
USAFSAM/PHE		174	169	49%	343
TRINITY REGIONAL REHAB CENTER		328	15	4%	343
BONIFAY NURSING AND REHAB CENTER		313	30	9%	343
WHITE-WILSON MEDICAL CENTER - NICEVILLE		303	40	12%	343
COLOR GENOMICS, INC.	2	334	6	2%	342
Marshall Health and Rehabilitation Center		292	49	14%	341
SABAL DIRECT PRIMARY CARE, PA		282	59	17%	341
ADVENT HEALTH CENTRA CARE - PALM COAST		80	261	77%	341
BETHESDA HEALTH URGENT CARE		268	73	21%	341
WELL HEALTH WORKS	1	305	35	10%	341
CRONOS CLINICAL LABORATORY	22	227	91	27%	340
CORAL TRACE HEALTH CARE□	2	333	5	1%	340
SELECT REFERENCE LABORATORIES, LLC	1	326	12	4%	339
FAMILY EXPRESS URGENT CARE		5	333	99%	338
FAIRWAY OAKS CENTER LLC	6	326	6	2%	338
OCEAN VIEW NURSING AND REHAB CENTER		321	16	5%	337
MEDICAL CENTER AT OCEAN REEF,THE		321	16	5%	337
ATLANTIC SHORES NURSING AND REHAB CENTER	1	325	9	3%	335
NORTH PINELLAS STATMED QUICK QUALITY CLINICS		236	97	29%	333
FL HUD DESTIN, LLC D/B/A GRAND BOULEVARD HEALTH		294	38	11%	332
TAMARAC REHABILITATION & HEALTH CENTER		328	3	1%	331

COVID-19: testing by laboratory

Data through Mar 12, 2021 verified as of Mar 13, 2021 at 09:25 AM

Data in this report are provisional and subject to change.

The numbers in the table below represent the number of Florida and non-Florida residents for whom test results were received by the Department of Health. A person can be tested by more than one laboratory and can have both positive and negative results. **Therefore, the sum of the numbers in each column will be larger than the total number of people tested.**

Reporting lab	Inconclusive	Negative	Positive	Percent positive	Total
ONESTOP MEDICAL AND URGENT CARE LLC		286	44	13%	330
Life Care Center at Wells Crossing		309	21	6%	330
HCSO OCCUPATIONAL HEALTH AND WELLNESS CENTER		258	71	22%	329
BAY VILLAGE OF SARASOTA INC		325	3	1%	328
PEDIATRIC HEALTH CARE ALLIANCE, PA		295	33	10%	328
KISSIMMEE FACILITY OPERATIONS LLC		304	24	7%	328
AVENTURA REHAB AND NURSING CENTER		312	15	5%	327
AMBULATORY SURGERY CENTER OF BOCA RATON LTD		323	4	1%	327
SPRINGTREE REHAB & HEALTH CARE CENTER		304	21	6%	325
PIONEER CLINICAL LAB, LLC		212	113	35%	325
AVANTE AT MT DORA		320	4	1%	324
MIDWAY SPECIALTY CARE CENTER	3	207	114	35%	324
SILVER CREEK SENIOR LIVING COMMUNITY		319	5	2%	324
LAKE EUSTIS HEALTH AND REHABILITATION CENTER		316	7	2%	323
ROSEWOOD HEALTH AND REHABILITATION CENTER		301	21	7%	322
Life Care Center of Punta Gorda	1	308	13	4%	322
DELTONA HEALTH CARE		298	24	7%	322
HEALTH PARK CARE CENTER		317	4	1%	321
THE SPRINGS AT BOCA CIEGA BAY		312	9	3%	321
ELMHURST HOSPITAL CENTER	1	291	28	9%	320
LabCorp (Non-Interfaced)	1	124	194	61%	319
TUSKAWILLA NURSING AND REHAB CENTER	2	309	7	2%	318
SAMANTHA WILSON CARE CENTER	4	305	9	3%	318
KENNEDY PAIN CLINIC GROUP LLC		287	31	10%	318
BHA CENTRAL COUNTY CLINIC		274	43	14%	317
RIVERS FAMILY MEDICINE PA		236	81	26%	317
PruittHealth Santa Rosa		225	92	29%	317
PALMS REHABILITATION AND HEALTHCARE CENTER		280	37	12%	317
BIOCEPT		294	22	7%	316
The Care Center at Pinellas Park	1	307	8	3%	316
BAPTIST PRIMARY CARE INC	1	289	25	8%	315
BROOKDALE LAKE TAVARES		310	5	2%	315
24/7 PEDIATRIC CARE CENTERS INC		294	20	6%	314
GENESIS MEDICAL LABORATORY MIAMI FL.		83	230	73%	313
SEASIDE HEALTH AND REHABILITATION CENTER		256	57	18%	313
KEY WEST HEALTH AND REHAB	1	305	7	2%	313
ST LUCIE EMPLOYEE HEALTH & WELLNESS CENTER		307	6	2%	313
REHABILITATION CENTER OF LAKE CITY, THE		285	28	9%	313
HOLIDAY CVS LLC DBA CVS/PHARMACY #0440		303	10	3%	313
MEDEXPRESS LUTZ		3	309	99%	312
GOOD SAMARITAN SOCIETY-DAYTONA		292	20	6%	312
BEAR CREEK NURSING CENTER		307	5	2%	312
ARGO SENIOR LIVING AT HAVERHILL		291	20	6%	311
PHYSICIANS REGIONAL WALK-IN		190	120	39%	310
AVELLINO LAB USA, INC	1	297	12	4%	310
ELMCROFT PINECREST	1	287	22	7%	310

COVID-19: testing by laboratory

Data through Mar 12, 2021 verified as of Mar 13, 2021 at 09:25 AM

Data in this report are provisional and subject to change.

The numbers in the table below represent the number of Florida and non-Florida residents for whom test results were received by the Department of Health. A person can be tested by more than one laboratory and can have both positive and negative results. **Therefore, the sum of the numbers in each column will be larger than the total number of people tested.**

Reporting lab	Inconclusive	Negative	Positive	Percent positive	Total
JACKSON PLAZA NURSING & REHAB CENTER	6	297	7	2%	310
Parkview Rehabilitation Center at Winter Park		300	9	3%	309
Coastal Health and Rehabilitation Center		297	11	4%	308
HOLISTIX TREATMENT CENTERS		301	7	2%	308
SOUTHWEST ORLANDO FAMILY MEDICINE, PL		257	51	17%	308
WALGREENS 3173		281	26	8%	307
TAVARES PEDIATRICS		260	47	15%	307
FAMILY CARE PARTNERS OF NE FLORIDA LLC		234	72	24%	306
EXCEL PEDIATRICS		254	51	17%	305
ST JUDE CHILDREN'S RESEARCH HOSPITAL		289	15	5%	304
ST JAMES HEALTH AND REHABILITATION CENTER		218	85	28%	303
HOLLEY NAVARRE MEDICAL CLINIC		225	78	26%	303
LUTHERAN HAVEN		294	9	3%	303
REGENTS PARK OF BOCA RATON□		300	3	1%	303
FLORIDA HEALTH CARE PLANS			301	100%	301
COMMUNITY HEALTH AND REHABILITATION CENTER		238	62	21%	300
HEATHER HILL HEALTHCARE CENTER		253	46	15%	299
BOCA BIOLISTICS REFERENCE LABORATORY	2	185	112	37%	299
SAINTS 120 LLC	1	263	34	11%	298
JACKSONVILLE KIDS PEDIATRICS, PLLC		264	33	11%	297
BUENA VISTA URGENT CARE		264	33	11%	297
HOMESTEAD MANOR	2	255	40	13%	297
ENCOMPASS HEALTH REHABILITATION HOSPITAL OF SUNRISE	8	283	6	2%	297
OSPREY LODGE		238	59	20%	297
URGENT CARE EXPRESS LLC		1	295	100%	296
BROOKDALE DESTIN		284	12	4%	296
Solaris Healthcare Lake Bennet		261	34	12%	295
ST CATHERINE'S WEST REHABILITATION HOSPITAL		282	13	4%	295
CROSS POINTE CARE CENTER	2	286	6	2%	294
BAY COUNTY SHERIFFS OFFICE JAIL FACILITY		249	45	15%	294
LONGWOOD FAMILY PRACTICE		224	69	24%	293
LASER & SURGERY CENTER OF THE PALM BEACHES□		292	1	0%	293
NORTHWEST MEDICAL CENTER CLINICAL LABORATORY		175	118	40%	293
SIGNATURE HEALTHCARE AT THE COURTYARD		246	47	16%	293
JAMES A HALEY VETERANS HOSPITAL			293	100%	293
ESTERO ISLAND MEDICAL CENTER		229	63	22%	292
LAKELAND REGIONAL HEALTH SYSTEMS INC		26	266	91%	292
CLARE BRIDGE ORMOND BEACH	1	290			291
ROSEN MEDICAL CENTER		250	41	14%	291
FRICKS PHARMACY		229	61	21%	290
CONSULATE HEALTH CARE OF SAFETY HARBOR		283	6	2%	289
AUBURN UNIVERSITY MEDICAL CLINIC		227	62	21%	289
PALM GARDEN OF GAINESVILLE	2	285	2	1%	289
AMERICAN HEALTH ASSOCIATES INC	1	270	17	6%	288
MANORCARE AT LELY PALMS		283	5	2%	288
RULEME CENTER	2	258	26	9%	286

COVID-19: testing by laboratory

Data through Mar 12, 2021 verified as of Mar 13, 2021 at 09:25 AM

Data in this report are provisional and subject to change.

The numbers in the table below represent the number of Florida and non-Florida residents for whom test results were received by the Department of Health. A person can be tested by more than one laboratory and can have both positive and negative results. **Therefore, the sum of the numbers in each column will be larger than the total number of people tested.**

Reporting lab	Inconclusive	Negative	Positive	Percent positive	Total
MANOR CARE OF NAPLES FL LLC		283	3	1%	286
The Grove Health and Rehabilitation		263	23	8%	286
BRIDGEWATER PARK HEALTH AND REHAB		257	29	10%	286
TALLAHASSEE NHHI LLC	1	257	27	9%	285
ADVENT HEALTH - TIMBERRIDGE ER		236	48	17%	284
ADVANCED AMBULATORY SURGERY CENTER		271	13	5%	284
Solaris Healthcare Coconut Creek		277	6	2%	283
Life Care Center at Inverrary		275	8	3%	283
AURORA DIAGNOSTICS BERNHARDT LABORATORIES PATHOLOGY SERVICE		190	93	33%	283
AVANTE AT LEESBURG INC		280	1	0%	281
UNIVERSITY OF CENTRAL FLORIDA HEALTH SERVICES		280	1	0%	281
SILVERCREST HEALTH AND REHABILITATION CENTER	3	269	8	3%	280
BAYA POINTE NURSING AND REHABILITATION		197	83	30%	280
DOCTORS MEMORIAL HOSPITAL		155	124	44%	279
BERNHARDT LABORATORIES	1	223	55	20%	279
W FRANK WELLS NURSING HOME		251	28	10%	279
ACCURATE DIAGNOSTIC LABS, INC		263	16	6%	279
WESTCHESTER GARDENS LIMITED PARTNERSHIP		272	6	2%	278
PERSONALIZED GENETIC TESTING	1	182	95	34%	278
DEPARTMENT OF HEALTH BUREAU OF FAMILY		274	4	1%	278
PRUITT HEALTH-SANTA ROSA		275	2	1%	277
VILLAGES REGIONAL HOSPITAL SURGERY CENTER LLC, THE		218	58	21%	276
HARBOURWOOD	1	271	4	1%	276
Rehabilitation Center for Park Place LLC		265	11	4%	276
MY HEALTHY BLUEPRINT BY BAPTIST HEALTH CARE		226	50	18%	276
DAVID SCOTT MADWAR MD PA□		248	27	10%	275
PENSACOLA PEDIATRICS, PA		258	17	6%	275
renaissance health and rehabilitation center		257	18	7%	275
ADVENT HEALTH - WESTCHASE ER		233	41	15%	274
Glades West Rehabilitation and Nursing Center		266	8	3%	274
ARTHREX MEDICAL CENTER	1	166	106	39%	273
EMERALD COAST PEDIATRICS & ADOL		252	20	7%	272
SOLARIS HEALTHCARE IMPERIAL		263	8	3%	271
FOUNTAIN INN NURSING & REHABILITATION CTR, INC		265	6	2%	271
NASSAU COUNTY JAIL		228	43	16%	271
HUNT CLUB PEDIATRIC ASSOCIATES, P.A.		231	40	15%	271
LA MER NH LLC□		266	5	2%	271
STERLING HOUSE OF DELAND		270	1	0%	271
AVON PARK PEDIATRICS INC	3	243	24	9%	270
Heartland Healthcare of Ft. Myers	1	267	1	0%	269
TIERRA PINES CENTER		257	12	4%	269
OKEECHOBEE COUNTY HEALTH DEPT	1	184	84	31%	269
PREMIER PLACE AT THE GLENVIEW		260	9	3%	269
AZALEA TRACE PHYSICIAN SERVICES		265	3	1%	268
ADVENT HEALTH CARE CENTER	9	246	13	5%	268
BRENTWOOD RETIREMENT COMMUNITY	5	231	31	12%	267

COVID-19: testing by laboratory

Data through Mar 12, 2021 verified as of Mar 13, 2021 at 09:25 AM

Data in this report are provisional and subject to change.

The numbers in the table below represent the number of Florida and non-Florida residents for whom test results were received by the Department of Health. A person can be tested by more than one laboratory and can have both positive and negative results. **Therefore, the sum of the numbers in each column will be larger than the total number of people tested.**

Reporting lab	Inconclusive	Negative	Positive	Percent positive	Total
CHIPOLA HEALTH AND REHAB		250	17	6%	267
HOSPICE OF LAKE & SUMTER INC	1	261	5	2%	267
Life Care Center of Sarasota		253	13	5%	266
ADVENT HEALTH CENTRA CARE - ORMOND BEACH		113	153	58%	266
West Melbourne Health and Rehabilitation Center		265	1	0%	266
LAKE PARK OF MADISON		257	9	3%	266
FLORIDA KEYS PEDIATRICS & ADOLESCENT CENTER		253	12	5%	265
SERANADES BY SONATA WEST ORANGE		236	29	11%	265
WIMAUMA COMMUNITY HEALTH CENTER		214	51	19%	265
DAYTONA BEACH HEALTH AND REHAB CENTER		264			264
HAVEN OF OUR LADY OF PEACE INC		256	8	3%	264
VETERANS AFFAIRS MEDICAL CENTER - MIAMI		2	260	99%	262
PAVILION FOR HEALTHCARE, THE		260	2	1%	262
CENTERSTONE OF FLORIDA		244	18	7%	262
PROTEUS MOLECULAR AND CLINICAL LAB	1	149	111	43%	261
Sunset Point Center		257	4	2%	261
LODGE HEALTH AND REHABILITATION CENTER, THE		229	32	12%	261
CHIPOLA MEDICAL ASSOCIATES, LLC		185	75	29%	260
CLIFFORD CHESTER SIMS VA NURSING HOME		251	9	3%	260
Vi at Lakeside Village Skilled Nursing		254	6	2%	260
SARAPATH DIAGNOSTICS		139	120	46%	259
CONSULATE HEALTHCARE OF KISSIMMEE		247	12	5%	259
WESTWOOD HEALTHCARE SNF		213	46	18%	259
FIRST CHOICE PRIMARY CARE		207	51	20%	258
USA HEALTH UNIVERSITY HOSPITAL CLINICAL LABORATORY	1	247	10	4%	258
FLORIDA WOMAN CARE LABORATORY LLC		232	26	10%	258
PALM BEACH PEDIATRICS PA	2	224	32	12%	258
RIVERWOOD HEALTH NH LLC		219	39	15%	258
BROWARD NURSING & REHABILITATION CTR	8	237	12	5%	257
CHEEK AND SCOTT DRUGS INC		211	46	18%	257
STATMED QUICK QUALITY CLINIC AT NORTH PINELLAS		66	189	74%	255
Chatsworth at PGA National, LLC		243	12	5%	255
SHELL POINT VILLAGE MEDICAL CENTER		246	7	3%	253
ABBOTT LABORATORIES		166	87	34%	253
MARTIN MEMORIAL MEDICAL CENTER LAB		128	125	49%	253
DAIRY ROAD URGENT CARE	2	131	117	47%	250
Consulate Health Care of North Fort Myers		238	12	5%	250
BUREAU OF CLINICAL LABORATORIES		208	41	16%	249
LUIS A GHIGLINO MD PA		240	9	4%	249
ARBOR FACILITY INC		248	1	0%	249
FORT MYERS REHABILITATION AND NURSING CENTER		222	26	10%	248
CARRINGTON PLACE OF ST PETE LLC		242	6	2%	248
MIAMI JEWISH HEALTH SYSTEMS, INC	4	234	9	4%	247
MACCLENNY NURSING AND REHAB		229	18	7%	247
ST MARK VILLAGE	1	241	5	2%	247
Heritage Healthcare at Tallahassee		239	7	3%	246

COVID-19: testing by laboratory

Data through Mar 12, 2021 verified as of Mar 13, 2021 at 09:25 AM

Data in this report are provisional and subject to change.

The numbers in the table below represent the number of Florida and non-Florida residents for whom test results were received by the Department of Health. A person can be tested by more than one laboratory and can have both positive and negative results. **Therefore, the sum of the numbers in each column will be larger than the total number of people tested.**

Reporting lab	Inconclusive	Negative	Positive	Percent positive	Total
AVECINA MOBILE		121	125	51%	246
Concordia Village of Tampa AL		241	5	2%	246
KR at Hillsborough Lakes/Lutz Healthcare		236	10	4%	246
Surrey Place Healthcare and Rehabilitation		244	2	1%	246
AMERICAN FINNISH NURSING HOME	2	237	7	3%	246
Solaris Senior Living North Naples ALF		237	9	4%	246
ADVENTHEALTH EXPRESS CARE AT WESLEY CH		218	27	11%	245
ROSEWOOD HEALTHCARE & REHABILITATION CENTER		239	6	2%	245
ADVENT HEALTH - ORLANDO		185	59	24%	244
WHITE WILSON MEDICAL IMMEDIATE CARE NICEVILLE		31	213	87%	244
MALABAR/ADVENT CENTRA CARE		48	196	80%	244
CYPRESS COVE		237	6	2%	243
BOND CLINIC, PA		179	64	26%	243
ARCHER HEALTH VENTURES, LLC		217	25	10%	242
APLS SERVICES LLC D/B/A CLEAR DIAGNOSTICS	12	228	2	1%	242
AZALEA TRACE		229	13	5%	242
FLORIDA CLINICAL LABORATORY-BIOREFERENCE LABORATORIES		91	151	62%	242
HEARTLAND PEDIATRICS OF LAKE PLACID PA	1	210	30	12%	241
GOOD SAMARITAN CARES		236	5	2%	241
CLARE BRIDGE OF SARASOTA		238	2	1%	240
NORTH FLORIDA PEDIATRICS - MARIANNA		200	39	16%	239
Crossbreeze care center	1	236	2	1%	239
ORANGE COUNTY HEALTH DEPT		228	11	5%	239
EDGEWATER AT WATERMAN VILLAGE,THE		224	15	6%	239
PALM GARDEN OF AVENTURA		236	3	1%	239
AMERICAN HOUSE SENIOR LIVING		189	50	21%	239
CHURCH OF SCIENTOLOGY FLAG SERVICE ORGANIZATION		237	2	1%	239
LAKESIDE NEUROLOGIC		229	10	4%	239
Cross Gardens Care Center		237	1	0%	238
HOMESTEAD VILLAGE		227	11	5%	238
TERRACES OF LAKE WORTH CARE CENTER□		226	12	5%	238
BAYVIEW CENTER		233	5	2%	238
DE LUNA HEALTH AND REHABILITATION CENTER		215	23	10%	238
WASHINGTON REHAB AND NURSING		227	10	4%	237
WALGREENS 10670		209	28	12%	237
Consulate Health Care of St. Petersburg		229	7	3%	236
FELLOWSHIP HOME AT THE FAIRWAY LLC		229	7	3%	236
BOULEVARD REHABILITATION CENTER		222	14	6%	236
FLORIDA ATLANTIC UNIVERSITY STUDENT HEALTH		197	38	16%	235
REGENTS PARK AT AVENTURA		221	14	6%	235
BAY TREE CARE AND REHABILITATION CENTER		197	38	16%	235
OAK HAMMOCK AT THE UNIVERSITY OF FLORIDA		229	6	3%	235
PEDIATRICS IN BREVARD PA		188	46	20%	234
Chatham Glen Healthcare and Rehabilitation Center		226	8	3%	234
ARCPPOINT LABS OF ST PETERSBURG		152	82	35%	234
PONTE VEDRA GARDENS		233	1	0%	234

COVID-19: testing by laboratory

Data through Mar 12, 2021 verified as of Mar 13, 2021 at 09:25 AM

Data in this report are provisional and subject to change.

The numbers in the table below represent the number of Florida and non-Florida residents for whom test results were received by the Department of Health. A person can be tested by more than one laboratory and can have both positive and negative results. **Therefore, the sum of the numbers in each column will be larger than the total number of people tested.**

Reporting lab	Inconclusive	Negative	Positive	Percent positive	Total
UCC - WELLINGTON		3	231	99%	234
AMELIA MEDICAL CARE		84	149	64%	233
TGH		1	231	100%	232
MANDARIN PEDIATRICS		210	22	9%	232
JACKSONVILLE UNIVERSITY	1	218	13	6%	232
ST AUGUSTINE HEALTH & REHAB CENTER		231	1	0%	232
ATLANTIC URGENT CARE		155	77	33%	232
WATERMARK LAKE POINTE WOODS LLC		214	18	8%	232
LYNN HAVEN SPORTS COMPLEX-WALKON CLINIC		21	209	91%	230
ManorCare Health Services-Palm Harbor	1	229			230
CONEY ISLAND HOSPITAL		222	7	3%	229
Lake Port Square Health Center		212	16	7%	228
Lakewood Nursing Center		197	29	13%	226
PARKS HEALTHCARE & REHABILITATION CTR	4	211	11	5%	226
CITY OF PORT SAINT LUCIE		210	16	7%	226
SAMIR EBEID MD		201	23	10%	224
Avante at Inverness		223	1	0%	224
WIREGRASS DIRECT PRIMARY CARE PLLC		190	33	15%	223
THE RESIDENCE AT TIMBER PINES	4	194	25	11%	223
LEHIGH VALLEY GENOMICS			223	100%	223
220 GOLDEN, LLC	1	205	16	7%	222
NORTH FLORIDA PEDIATRICS PA - DUVAL		193	29	13%	222
PINNACLES PEDS CARE PA		222			222
ARDEN COURTS OF TAMPA	2	215	5	2%	222
LORI MCAULIFFE MD PA		196	26	12%	222
DISCOVERY VILLAGE AT MELBOURNE		195	27	12%	222
CCS - JOSEPH V CONTE		218	2	1%	220
WOOD LAKE HEALTH AND REHABILITATION CENTER		219			219
ANGELS DIAGNOSTIC GROUP		174	45	21%	219
Boynton Beach Rehabilitation Center	2	213	4	2%	219
Signature healthcare of Jacksonville		214	5	2%	219
Avante at Orlando		214	4	2%	218
HOLISTIC PEDIATRICS GROUP LLC		197	21	10%	218
ASCENSION MEDICAL GROUP		5	212	98%	217
SURREY PLACE CARE CENTER		211	6	3%	217
THE MANOR AT CARPENTERS		185	32	15%	217
ST. CLOUD REGIONAL MEDICAL CENTER		199	18	8%	217
LAKE PORT SQUARE		200	17	8%	217
RENAISSANCE AT THE TERRACES		215	1	0%	216
PALM BEACH COUNTY FIREFIGHTERS HEALTH CLINIC, LLC		176	40	19%	216
BROOKDALE ATRIM WAY		210	6	3%	216
CORAL REEF NURSING & REHABILITATION CENTER		211	5	2%	216
FORT PIERCE HEALTH CARE		209	7	3%	216
GATEWAY/ADVENT CENTRA CARE	1	24	190	88%	215
EDGEWOOD NURSING CENTER		208	7	3%	215
ST ANTHONYS REHABILITATION HOSPITAL	9	204	2	1%	215

COVID-19: testing by laboratory

Data through Mar 12, 2021 verified as of Mar 13, 2021 at 09:25 AM

Data in this report are provisional and subject to change.

The numbers in the table below represent the number of Florida and non-Florida residents for whom test results were received by the Department of Health. A person can be tested by more than one laboratory and can have both positive and negative results. **Therefore, the sum of the numbers in each column will be larger than the total number of people tested.**

Reporting lab	Inconclusive	Negative	Positive	Percent positive	Total
KEY LARGO - LARGO CARGO		193	21	10%	214
Orchid Cove at Sarasota		213	1	0%	214
BLOCK, NATION, CHASE, AND SMOLEN FAMILY MEDICINE		157	57	27%	214
NSPIRE HEALTHCARE LAUDERHILL		208	6	3%	214
Consulate Healthcare of West Palm Beach		197	16	8%	213
VETERANS AFFAIRS ORLANDO VA MEDICAL CENTER			213	100%	213
MADISON FACILITY INC		212	1	0%	213
PCB CLINIC		167	45	21%	212
LCS SANDHILL COVE LLC DBA	6	197	9	4%	212
SEAVIEW NURSING AND REHABILITATION CENTER		210	2	1%	212
POCONO MEDICAL CENTER		212			212
DOCTORS MEMORIAL FAMILY MEDICINE	2	146	64	30%	212
San Jose Health & Rehabilitation		206	6	3%	212
CONSULATE HEALTH CARE OF WINTER HAVEN		209	3	1%	212
MORSELIFE MEMORY CARE RESIDENCE		202	9	4%	211
SUNRISE DIAGNOSTIC LABORATORY		158	53	25%	211
MACTOWN, INC		209	2	1%	211
SUPERIOR RESIDENCES OF PANAMA CITY BEACH		205	6	3%	211
LAKEVIEW INTERNAL MEDICINE		154	57	27%	211
LIFE CARE CENTER OF PORT ST. LUCIE		200	11	5%	211
RITECARE MEDICAL CENTER		140	71	34%	211
CORAL GABLES NURSING & REHABILITATION CENTER		201	10	5%	211
Royal Oaks Nursing and Rehab		209	1	0%	210
ADVENT HEALTH - LAKE NONA		181	29	14%	210
COLONY CLUB ALF,THE	1	196	13	6%	210
GOOD SAMARITAN SOCIETY OF DELAND		199	11	5%	210
GUEST HOUSE OCALA, THE		203	6	3%	209
Whispering Oaks	11	175	23	11%	209
HEALTH FIRST - HOLMES REGIONAL MEDICAL CENTER		32	177	85%	209
THE PALACE NURSING AND REHABILITATION CENTER		209			209
Taylor Care Center		204	5	2%	209
BODYK		205	4	2%	209
BORLAND GROOVER CLINIC	1	171	37	18%	209
Bayside Health and Rehabilitation		177	31	15%	208
FULGENT GENETICS	2	165	40	19%	207
PADDOCK RIDGE		204	3	1%	207
PALMS MEDICAL GROUP HIGH SPRINGS		174	33	16%	207
Nspire Health Care Kendall		196	10	5%	206
POMPANO REHABILITATION AND NURSING CTR		206			206
Flagler Health and Rehabilitation		201	3	1%	204
SOLARIS SENIOR LIVING VERO BEACH		197	7	3%	204
BROOKDALE OF SPRING HILL	9	192	2	1%	203
EVENT MED SERVICES LABORATORY		198	5	2%	203
CHILDREN MED CARE INC		170	33	16%	203
Sunnyside Nursing Home		200	3	1%	203
GLENRIDGE ON PALMER RANCH,THE		195	8	4%	203

COVID-19: testing by laboratory

Data through Mar 12, 2021 verified as of Mar 13, 2021 at 09:25 AM

Data in this report are provisional and subject to change.

The numbers in the table below represent the number of Florida and non-Florida residents for whom test results were received by the Department of Health. A person can be tested by more than one laboratory and can have both positive and negative results. **Therefore, the sum of the numbers in each column will be larger than the total number of people tested.**

Reporting lab	Inconclusive	Negative	Positive	Percent positive	Total
ADVENT HEALTH CENTRA CARE - DAYTONA BEACH		94	108	53%	202
ADVENT HEALTH CENTRA CARE - APOPKA NORTH		172	30	15%	202
PATHGROUP LABS LLC		97	105	52%	202
POLK COUNTY HEALTH DEPARTMENT		178	24	12%	202
CONSULATE HEALTH CARE OF MELBOURNE		196	5	2%	201
STERLING HOUSE OF WINTER HAVEN		198	3	1%	201
VAMC WEST PALM LAB		5	196	98%	201
ELLENTON PEDIATRICS PA		187	14	7%	201
VILLAGE PLACE NH LLC		177	24	12%	201
Governors Creek Health and Rehabilitation	1	198	2	1%	201
INN AT ASTON GARDENS, THE		193	7	4%	200
MATHISON RETIREMENT COMMUNITY, INC	1	191	8	4%	200
HERITAGE HEALTHCARE AND REHABILITATION CENTER		195	5	3%	200
ADVENT HEALTH - CARROLLWOOD	4	169	26	13%	199
OAKBROOK HEALTH AND REHABILITATION CENTER	1	184	14	7%	199
VI AT BENTLEY VILLAGE HOME CARE		198	1	1%	199
CCS - PAUL REIN DETENTION FACILITY		133	66	33%	199
SOUTHLAND SUITES OF ORMOND BEACH	4	195			199
FAMILY MEDICAL CARE OF PALM BEACH		138	60	30%	198
DEPARTMENT OF HEALTH & HUMAN SERVICES		198			198
LAUREL POINT CARE ACQUISITION LLC DBA SANDGATE GARDENS REHAB AND NURSI		171	27	14%	198
ST PETERSBURG PEDIATRICS-EAST BAY	1	164	32	16%	197
BRADEN RIVER REHABILITATION CENTER LLC		196	1	1%	197
SANDY PINES	2	175	19	10%	196
ABBIEJEAN RUSSELL CARE CENTER		195	1	1%	196
BAY VUE NURSING AND REHABILITATION CENTER		186	10	5%	196
LAKE VIEW CARE CENTER AT DELRAY		190	6	3%	196
NO FLORIDA PEDIATRICS, PA		169	27	14%	196
MARTIN ACQUISITION 1 LLC DBA		183	13	7%	196
PALM HARBOR FAMILY PRACTICE & WALK-IN		149	47	24%	196
Heritage Park Rehabilitation & Healthcare		177	18	9%	195
Cross Terrace REhabilitation		193	2	1%	195
TARPON POINT NURSING AND REHABILITATION CENTER		192	3	2%	195
PREMIER MEDICAL CENTER LLC		195			195
WHITE WILSON MEDICAL CENTER IMMEDIATE CARE		87	108	55%	195
FLORIDA HEALTH CARE PLAN INC		2	193	99%	195
PARTICLE THEORY LABS		175	19	10%	194
The Waterford		190	3	2%	193
MARION AND BERNARD L SAMSON NURSING CENTER		189	4	2%	193
SARNO EXTENDED HOURS		124	69	36%	193
ALLIANCE PEDIATRICS PA		188	5	3%	193
GRACE PEDIATRICS		161	31	16%	192
DOS OF NORTH SHORES NURSING & REHAB CENTER		192			192
AMA MEDICAL GROUP LLC		160	32	17%	192
CYPRESS POINT LIVING, LLC		177	15	8%	192
ARDEN COURTS OF SEMINOLE		150	41	21%	191

COVID-19: testing by laboratory

Data through Mar 12, 2021 verified as of Mar 13, 2021 at 09:25 AM

Data in this report are provisional and subject to change.

The numbers in the table below represent the number of Florida and non-Florida residents for whom test results were received by the Department of Health. A person can be tested by more than one laboratory and can have both positive and negative results. **Therefore, the sum of the numbers in each column will be larger than the total number of people tested.**

Reporting lab	Inconclusive	Negative	Positive	Percent positive	Total
HOSPICE OF ST FRANCIS INC		184	7	4%	191
HEALTH LINK DIAGNOSTIC LABORATORIES		182	9	5%	191
METROPOLITAN HOSPITAL CENTER		185	6	3%	191
BOCA RATON REHABILITATION CENTER	4	184	3	2%	191
TUSCAN GARDENS OF PALM COAST		186	5	3%	191
FINLAY CLINICAL LABORATORY INC		38	152	80%	190
SPRINGS AT LAKE POINTE WOODS		188	2	1%	190
MIRACLE HILL NURSING & REHABILITATION CENTER INC		184	6	3%	190
NEO GENOMICS - FORT MYERS	1	183	6	3%	190
IMA MEDICAL GROUP		123	66	35%	189
SUNCOAST URGENT CARE		140	49	26%	189
ADVANCED MEDICAL GROUP		1	188	99%	189
MEDICAL CONSULTANTS OF FLORIDA LLC	1	155	33	17%	189
PATHWAY PHARMACY		155	34	18%	189
WOMEN'S CARE FLORIDA LABORATORY		183	5	3%	188
OCEAN REEF MEDICAL CENTER		150	38	20%	188
AFTER HOURS PEDIATRICS INC	1	1	186	99%	188
FIRST CHOICE PEDIATRICS SEMORAN		97	91	48%	188
PLANTATION NURSING & REHAB CENTER		187			187
ANTHEM LAKES LLC		151	35	19%	186
DISCOVERY VILLAGE AT NAPLES		169	17	9%	186
LEESBURG PEDIATRICS		161	25	13%	186
CSL PLASMA		31	155	83%	186
PATRIOT MEDICAL LABORATORIES		178	8	4%	186
VIERA MANOR ASSISTED LIVING RESIDENCE		178	7	4%	185
FARAH MEDICAL		173	12	6%	185
ADVENT		172	13	7%	185
ALLSOUTH URGENT CARE		19	166	90%	185
LAKESIDE HEALTH CENTER		185			185
NIGHT LITE PEDIATRICS WINTER GARDEN		144	41	22%	185
BEACON AT GULF BREEZE, THE	2	173	10	5%	185
GEORGIA DEPARTMENT OF PUBLIC HEALTH	1	5	178	97%	184
BAPTIST HEALTH PRIMARY CARE	1	134	49	27%	184
ST. JAMES BAY HEALTH AND REHABILITATION CENTER		183	1	1%	184
ADVENT HEALTH CENTRA CARE - WESLEY CHAPEL		13	170	93%	183
HOSPITAL FOR SPECIAL SURGERY		180	3	2%	183
PBC FIREFIGHTER BENEFIT FUND WELLNESS CENTER		147	36	20%	183
LAB CORP	1	105	77	42%	183
UNIVERSITY OF MIAMI		56	127	69%	183
LIFE CARE CENTER OF ALTAMONTE SPRINGS		157	26	14%	183
YOUR FAMILY WALK-IN CLINIC		13	169	93%	182
CANTERFIELD OF CLAY COUNTY		144	38	21%	182
KENILWORTH CARE & REHABILITATION CENTER		172	10	5%	182
FLAGLER COUNTY DETENTION CENTER		174	8	4%	182
BROOKDALE ORANGE PARK		181	1	1%	182
BARKLEY PLACE	1	177	4	2%	182

COVID-19: testing by laboratory

Data through Mar 12, 2021 verified as of Mar 13, 2021 at 09:25 AM

Data in this report are provisional and subject to change.

The numbers in the table below represent the number of Florida and non-Florida residents for whom test results were received by the Department of Health. A person can be tested by more than one laboratory and can have both positive and negative results. **Therefore, the sum of the numbers in each column will be larger than the total number of people tested.**

Reporting lab	Inconclusive	Negative	Positive	Percent positive	Total
MIDWAY PRIMARY CARE, LLC	11	102	68	38%	181
NADAL PEDIATRICS - VICTORIA STREET (3385)		153	28	15%	181
JACKSONVILLE NURSING AND REHAB CENTER		173	8	4%	181
ST VINCENT'S AMBULATORY CARE INC DBA	2	155	24	13%	181
CARENOW LAKE MARY		45	136	75%	181
NEW YORK CITY DEPARTMENT OF HEALTH & MENTAL		148	33	18%	181
Emory L Bennett State Veterans Nursing Home		178	3	2%	181
EDWARD J HEALEY REHAB & NURSING CENTER		180			180
STERLING HOUSE OF PUNTA GORDA		178	1	1%	179
MIAMI VA HEALTHCARE SYSTEM			179	100%	179
ZON BEACHSIDE LLC		142	37	21%	179
GULF COAST MEDICAL CENTER		174	4	2%	178
HAWKINS FAMILY MEDICINE LLC	1	127	50	28%	178
ARDEN COURTS OF LARGO FL, LLC		156	22	12%	178
ADVENT HEALTH CENTRA CARE - CARROLLWOOD		5	172	97%	177
ALL SEASONS NAPLES LLC		172	5	3%	177
PRIMECARE OF DOTHAN		123	54	31%	177
The Ponce Therapy Care Center		172	4	2%	176
KINDRED HOSPITAL THE PALM BEACHES		171	5	3%	176
ORLANDO HEALTH EMERGENCY DEPARTMENT		163	12	7%	175
FLORIDA STATE HOSPITAL CLINICAL LABORATORY		174	1	1%	175
SOUTH BALDWIN REGIONAL MEDICAL CENTER		163	12	7%	175
The Inn at Sarasota Bay Club		172	2	1%	174
GENE BY GENE		61	113	65%	174
CANTERFIELD OF OCALA, LLC		163	11	6%	174
ASTON GARDENS AT PELICAN MARSH		169	5	3%	174
QUICK CARE MED LLC	1	121	52	30%	174
BENDERSON FAMILY SKILLED NURSING AND		156	17	10%	173
CRYSTAL RIVER HEALTH & REHAB		173			173
US MEDICAL CARE, INC		154	19	11%	173
LABCORP BURLINGTON		137	35	20%	172
WORKPLACE SCREENING INTELLIGENCE			172	100%	172
CENTRAL FLORIDA HEALTHCARE GROUP LLC		151	21	12%	172
ROSECASTLE OF CITRUS		142	30	17%	172
JUNO DERMATOLOGY LLC		156	15	9%	171
HIGHLANDS URGENT CARE			171	100%	171
FORT WALTON REHABILITATION CENTER		133	38	22%	171
JUPITER MEDICAL CENTER URGENT CARE - STUART		124	47	27%	171
BROOKDALE FORT MYERS THE COLONY		167	4	2%	171
CARE CENTERS OF NASSAU		168	3	2%	171
EXOSOME DIAGNOSTICS	1	151	18	11%	170
BRIGHTON EGGERT PHARMACY INC		163	7	4%	170
MEDICATION ROOMS-CSU/CI NURSE STATION	1	157	11	7%	169
CONCORD LIFE SCIENCES LLC	2	150	17	10%	169
NORTH FLORIDA INTERNAL MEDICINE PA		135	34	20%	169
Life Care Center of Orlando		164	5	3%	169

COVID-19: testing by laboratory

Data through Mar 12, 2021 verified as of Mar 13, 2021 at 09:25 AM

Data in this report are provisional and subject to change.

The numbers in the table below represent the number of Florida and non-Florida residents for whom test results were received by the Department of Health. A person can be tested by more than one laboratory and can have both positive and negative results. **Therefore, the sum of the numbers in each column will be larger than the total number of people tested.**

Reporting lab	Inconclusive	Negative	Positive	Percent positive	Total
HIGHLANDS LAKE CENTER		165	4	2%	169
PHYSICIANS REGIONAL MEDICAL CENTER - PINE RIDGE		20	149	88%	169
PANAMA CITY DEVELOPMENTAL CENTER □		168			168
DOLPHIN POINTE HEALTH CARE LLC		148	20	12%	168
ROSECASTLE OF ZEPHRHILLS		165	3	2%	168
ANCHOR CARE AND REHABILITATION CENTER		167	1	1%	168
TUSCAN GARDENS OF VENETIA MANAGEMENT COMPANY		155	13	8%	168
PEDIATRIC SPECIALISTS MEDICAL GROUP □	1	155	12	7%	168
ADVENT HEALTH CENTRA CARE - TEMPLE TERRACE	1	103	63	38%	167
THE VILLAGES REGIONAL HOSPITAL FREESTANDING		149	18	11%	167
URGENT CARE OF THE PALM BEACHES, NORTH PALM BEACH			167	100%	167
SUMMERFIELD EMERGENCY ROOM		124	43	26%	167
BAY EDUCATORS WELLNESS CENTER		110	57	34%	167
AVANTE AT OCALA INC		136	30	18%	166
MEADOWCREST FAMILY PHYSICIANS		97	69	42%	166
JUPITER MEDICAL CENTER URGENT CENTER		130	36	22%	166
MILLENNIUM PHYSICIAN GROUP LLC		144	22	13%	166
GLADES HEALTH CARE CENTER		163	3	2%	166
CAYUGA MEDICAL CENTER AT ITHACA		160	5	3%	165
OSPREY VILLAGE AT AMELIA ISLAND LTD		155	10	6%	165
WALGREENS 4915	1	146	18	11%	165
CITRUS HEALTH AND REHAB		132	33	20%	165
THE ARLINGTON OF NAPLES INC.		162	3	2%	165
SUWANNEE VALLEY NURSING CENTER		150	14	9%	164
PEDIATRICS OF GREATER ORLANDO		140	23	14%	163
COASTAL INTERNAL MEDICINE		125	38	23%	163
BRADENTON HEALTH CARE		163			163
WOODBRIIDGE FACILITY INC		158	5	3%	163
SUNY UPSTATE MEDICAL UNIVERSITY		150	13	8%	163
TRI COUNTY NURSING HOME		162	1	1%	163
MOBILE INFIRMARY MED CENTER PATH LAB		148	15	9%	163
PRECISION GENETICS, INC		157	6	4%	163
STAR CARE		143	20	12%	163
WILLISTON PEDIATRICS PA	1	139	23	14%	163
BHA TITUSVILLE CLINIC		152	11	7%	163
WESLEY HAVEN VILLA	1	127	34	21%	162
LAKEVIEW TERRACE RETIREMENT COMMUNITY		144	17	11%	161
ARDEN COURTS OF DELRAY BEACH FL LLC	3	148	10	6%	161
HUNT CLUB PEDIATRIC ASSOCIATES PA		101	60	37%	161
SOMERBY LAKE NONA		154	7	4%	161
MID FLORIDA PATHOLOGY LLC MOBILE UNIT #4		110	51	32%	161
ALTAMONTE MD		1	159	99%	160
GREENBRIAR REHABILITATION AND NURSING CENTER	1	159			160
NAIA		159	1	1%	160
ARCADIA HEALTH AND REHABILITATION CENTER		100	60	38%	160
KEYSTONE REHAB		160			160

COVID-19: testing by laboratory

Data through Mar 12, 2021 verified as of Mar 13, 2021 at 09:25 AM

Data in this report are provisional and subject to change.

The numbers in the table below represent the number of Florida and non-Florida residents for whom test results were received by the Department of Health. A person can be tested by more than one laboratory and can have both positive and negative results. **Therefore, the sum of the numbers in each column will be larger than the total number of people tested.**

Reporting lab	Inconclusive	Negative	Positive	Percent positive	Total
BROOKDALE PENSACOLA		158	1	1%	159
BIOIQ		111	48	30%	159
ARDEN COURTS OF FORT MYERS		154	4	3%	158
WUESTHOFF REF LABORATORY			158	100%	158
WEST COAST FAMILY MEDICAL CARE		124	34	22%	158
A PLUS PEDIATRICS		138	19	12%	157
DOCTORS MEMORIAL FAMILY PRACTICE	2	119	36	23%	157
REGENCY PARK		138	18	12%	156
TIMBERRIDGE NURSING HOME & REHAB		123	33	21%	156
Englewood Healthcare and Rehab		141	15	10%	156
VIPEDIATRICS PLLC		142	14	9%	156
NORTH PORT REHABILITATION AND NURSING CENTER		155	1	1%	156
SIGNATURE HEALTHCARE OF ORANGE PARK		152	3	2%	155
JACKSONVILLE VA UNIVERSITY OPC	4	146	5	3%	155
COCOA BEACH/ADVENT CENTRA		41	114	74%	155
DIAMOND RIDGE		147	7	5%	154
BARTRAM CROSSING		154			154
PRUITT HEALTH		152	2	1%	154
HIALEAH SHORES NURSING AND REHAB CENTER		146	8	5%	154
POINTE, THE		126	28	18%	154
FAWCETT MEMORIAL HOSPITAL-LAB		39	115	75%	154
PALMETTTO FACILITY INC	1	153			154
FLORIDA DEPARTMENT OF HEALTH IN TAYLOR COUNTY	1	109	43	28%	153
HEALTHPOINT MED GRP OF THE EMERALD COAST LLC		123	30	20%	153
Kindred Hospital South Florida Hollywood SNU		146	7	5%	153
CHARTER SENIOR LIVING OF PANAMA CITY BEACH		130	21	14%	151
BENTON HOUSE AT OAKLEAF		121	30	20%	151
VIERA DEL MAR HEALTH AND REHABILITATION CENTER		146	4	3%	150
NORTH BEACH REHABILITATION CENTER		148	2	1%	150
LABORATORY OF FLORIDA		97	53	35%	150
The Crossroads		149	1	1%	150
Sunrise Health and Rehabilitation Center		146	4	3%	150
PRECISION HEALTH RESOURCES, LLC	1	133	15	10%	149
SUNNY HILLS ALF OF SEBRING INC		138	11	7%	149
KRYSTAL BAY NURSING AND REHABILITATION		145	4	3%	149
PROVIDENCE HOSPITAL LABORATORY		141	8	5%	149
LAKE REGIONAL URGENT CARE		11	138	93%	149
F&T MEDICAL RESEARCH, INC		149			149
GOLD CHOICE SENIOR COMMUNITIES		109	40	27%	149
VILLAGE PEDIATRICS LLC		123	26	17%	149
PHYSICIAN PARTNERS PERRY		86	63	42%	149
AMERICAN FAMILY MEDICAL LLC		109	39	26%	148
WRIGHTS HEALTH CARE AND REHABILITATION CENTER		118	30	20%	148
VITAS HEALTHCARE CORPORATION OF FL		133	15	10%	148
VILLA MARIA WEST SKILLED NURSING FACILITY		141	7	5%	148
FHMG-FLORIDA HOSPITAL MEDICAL GROUP		126	22	15%	148

COVID-19: testing by laboratory

Data through Mar 12, 2021 verified as of Mar 13, 2021 at 09:25 AM

Data in this report are provisional and subject to change.

The numbers in the table below represent the number of Florida and non-Florida residents for whom test results were received by the Department of Health. A person can be tested by more than one laboratory and can have both positive and negative results. **Therefore, the sum of the numbers in each column will be larger than the total number of people tested.**

Reporting lab	Inconclusive	Negative	Positive	Percent positive	Total
REFUAH HEALTH CENTER LABORATORY		141	7	5%	148
ALL FLORIDA FAMILY AND SPORTS MEDICINE		128	20	14%	148
NO FLORIDA PEDIATRICS, PA - BRADFORD		120	27	18%	147
SEAGRASS VILLAGE FLEMING ISLAND		110	37	25%	147
GEORGE SAFRAN MD PC		134	13	9%	147
GRAVITY DIAGNOSTICS		54	93	63%	147
SONATA COCONUT CREEK	2	122	23	16%	147
Quail Run Health Care Center		146			146
MILLENNIUM LAB SERVICES			146	100%	146
CORE BIO LABS		76	70	48%	146
PALM BEACH COUNTY HEALTH DEPT LAB	4	136	6	4%	146
CLEARWATER STATMED QUICK QUALITY CLINICS		42	104	71%	146
BROOKDALE CAPE CORAL		145			145
NAVARRE GARDENS LLC		120	25	17%	145
CRANE CENTER		114	31	21%	145
REGENCY CARE OF BLOUNTSTOWN LLC		135	10	7%	145
DESOTO PALMS ALF		140	5	3%	145
FAMILY EXTENDED CARE OF CENTRAL TAMPA		127	18	12%	145
CAREATC CITY OF TAMPA		119	26	18%	145
MACKOUL PEDIATRICS FORT MYERS		127	17	12%	144
ADVENTHEALTH CENTRA CARE PONCIANA	1	81	62	43%	144
WALGREENS 6221		127	17	12%	144
QUEENS HOSPITAL CENTER	1	134	9	6%	144
NCRNC INC		140	4	3%	144
ADVENTHEALTH HOSPICE CARE CENTRAL FLORIDA		140	4	3%	144
RDV SPORTSPLEX PEDIATRICS		116	27	19%	143
RIVERSIDE RECOVERY OF TAMPA		142	1	1%	143
JEFFERY WEINZWEIG		2	141	99%	143
ALLCARE MEDICAL CENTERS PC		118	24	17%	142
JACKSON COUNTY HEALTH DEPARTMENT		98	44	31%	142
Nemours Children's Urgent Care		80	62	44%	142
OAKHURST CENTER		135	7	5%	142
Hampton Court Nursing and Rehabilitation Center		139	2	1%	141
SUNLIFE PHARMACY		129	12	9%	141
UNITED CLINICAL LABORATORIES		132	9	6%	141
OAKS OF KISSIMMEE HEALTH AND REHABILITATION CENTER		138	3	2%	141
NAPHCARE, INC AT MANATEE COUNTY JAIL		116	25	18%	141
PORT ST LUCIE REHABILITATION AND HEALTHCARE		98	43	30%	141
NOVARI CARE LLC		97	44	31%	141
CROSSWINDS HEALTH AND REHABILITATION CENTER	1	138	2	1%	141
FINNISH AMERICAN REST HOME-ALF		138	2	1%	140
WEDGEWOOD HEALTHCARE CENTER		92	48	34%	140
SACRED HEART HEALTH SYSTEM INC		110	30	21%	140
BONITA PHARMACY		128	12	9%	140
TUSCAN ISLE CHAMPIONSGATE OP CO LLC		138	2	1%	140
DAYSRING VILLAGE		117	22	16%	139

COVID-19: testing by laboratory

Data through Mar 12, 2021 verified as of Mar 13, 2021 at 09:25 AM

Data in this report are provisional and subject to change.

The numbers in the table below represent the number of Florida and non-Florida residents for whom test results were received by the Department of Health. A person can be tested by more than one laboratory and can have both positive and negative results. **Therefore, the sum of the numbers in each column will be larger than the total number of people tested.**

Reporting lab	Inconclusive	Negative	Positive	Percent positive	Total
Gulf Coast Healthcare (Longwood Health and Rehab		118	21	15%	139
WILTON MANORS HEALTH & REHABILITATION CENTER		130	9	6%	139
MCW MENTAL HEALTH LLC		135	4	3%	139
EAST NEW YORK DIAGNOSTIC AND TREATMENT		132	7	5%	139
GRAND OAKS HEALTH & REHABILITATION		138	1	1%	139
FLORIDA HEALTH CARE PLANS INC		1	137	99%	138
ADVENT HEALTH - PALM HARBOR ER		107	31	22%	138
ADVENT HEALTH CENTRA CARE - DELAND		28	110	80%	138
LabCorp L#09258090 M#09258105		74	64	46%	138
AMERICAN PATHOLOGY PARTNERS		136	2	1%	138
ADVENT HEALTH CENTRA CARE - CITRUS PARK		9	129	93%	138
CHERRY OAK PALM BEACH COUNTY		129	8	6%	137
CARENOW URGENT CARE - LAKE MARY			137	100%	137
MANOR AT BLUEWATER BAY		131	6	4%	137
PPC-LAB EDI ORCHARD BI		129	8	6%	137
SMILEY MEDICAL GROUP		108	29	21%	137
SPRING HAVEN RETIREMENT	1	133	3	2%	137
DB MD		121	15	11%	136
PENSACOLA PEDIATRICS - PACE		128	8	6%	136
QUALITY URGENT CARE AND WELLNESS PL	3	96	37	27%	136
CLARE BRIDGE OF CAPE CORAL	1	135			136
ADVENT HEALTH CENTRA CARE - ORANGE CITY	1	53	82	60%	136
GULFCOAST PEDIATRICS		128	8	6%	136
SONATA DELRAY BEACH		125	11	8%	136
LONGWOOD HEALTH AND REHABILITATION CENTER		124	12	9%	136
MV MEDICAL PRACTICE DBA PRIMARY URGENT CARE		128	7	5%	135
IRL MARKET LAB ALACHUA		104	31	23%	135
PEDIATRIC CARE CENTER		135			135
LIFE BRITE		119	16	12%	135
MED COMP SCIENCES		1	134	99%	135
CITRUS MEMORIAL HOSPITAL			135	100%	135
WINDSOR OF LAKEWOOD RANCH,THE		133	2	1%	135
LIFE CARE CENTER OF JACKSONVILLE		113	21	16%	134
MAINSTREAM DIAGNOSTIC LABORATORY LLC		115	19	14%	134
RITE MEDICAL CARE PC		132	2	1%	134
ADVANCED MEDICAL CENTER		86	48	36%	134
SENIOR LIVING VII TAMPA LLC	1	124	9	7%	134
DOCTOR'S IN HOUSE LABORATORY		18	116	87%	134
STEWART MEDICAL GROUP		34	100	75%	134
ISLAND HEALTH AND REHABILITATION CENTER		132	1	1%	133
SOUTH CAMPUS FACILITY INC		122	11	8%	133
THE REHABILITATION CENTER OF LAKE CITY		127	5	4%	132
Lakeside Nursing and Rehabilitation Center	1	106	25	19%	132
CLINICA HISPANA		1	131	99%	132
PROFESSIONAL URGENT CARE SERVICES		98	33	25%	131
CENTRACARE		17	114	87%	131

COVID-19: testing by laboratory

Data through Mar 12, 2021 verified as of Mar 13, 2021 at 09:25 AM

Data in this report are provisional and subject to change.

The numbers in the table below represent the number of Florida and non-Florida residents for whom test results were received by the Department of Health. A person can be tested by more than one laboratory and can have both positive and negative results. **Therefore, the sum of the numbers in each column will be larger than the total number of people tested.**

Reporting lab	Inconclusive	Negative	Positive	Percent positive	Total
FOUNTAINS OF HOPE LLC, THE		130	1	1%	131
THE WELLNESS CENTER AT LAKEWOOD RANCH		43	88	67%	131
INTEGRATED REGIONAL LABORATORIES		119	12	9%	131
ST JOSEPH'S HOSPITAL LABORATORY			130	100%	130
MOOSEHAVEN LIFE CARE CENTER		130			130
HARBORCHASE OF VERO BEACH	1	114	15	12%	130
The Crossings		127	2	2%	129
JPR URGENT MEDICAL CARE		127	2	2%	129
FAWCETT MEMORIAL HOSPITAL LABORATORY			129	100%	129
Peninsula Care and Rehab		117	12	9%	129
TRI-COUNTY NURSING HOME		117	12	9%	129
BMHSI-AEL MICROBIOLOGY LABORATORY	2	102	25	19%	129
SONNIS PEDIATRICS PA		116	13	10%	129
AMERICAN HOUSE-BONITA SPRINGS□		128	1	1%	129
DAYSRING SENIOR LIVING LLC		126	2	2%	128
PEDIATRIC ASSOCIATES AT ARGYLE PA		122	6	5%	128
WILLOW BROOKE COURT AT AZALEA TRACE		127	1	1%	128
ENCOMPASS HEALTH REHABILITATION OF SEA PINES		127	1	1%	128
QUICK CARE MED PL CR		80	48	38%	128
SHOAL CREEK REHABILITATION CENTER		85	42	33%	127
GESSLER CLINIC PA		98	29	23%	127
HILLSBOROUGH COUNTY DEVELOPMENTAL CTR□	1	117	9	7%	127
PROVISTA DIAGNOSTICS, INC		123	3	2%	126
NORTH FL SOUTH GA HCS-LAKE CITY		123	3	2%	126
TGH URGENT CARE - SEMINOLE			126	100%	126
WILLOWBROOKE COURT AT ST ANDREWS ESTATES		121	5	4%	126
PROMPT CARE OF CENTRAL FLORIDA			126	100%	126
FIRSTCARE CLINIC		67	58	46%	125
THE CLUB AND REHABILITATION CENTER		124	1	1%	125
MEASE COUNTRYSIDE HOSPITAL		1	124	99%	125
RESEARCH CENTERS OF AMERICA, LLC		101	23	19%	124
ARBOR GLEN AT ARBOR TRACE	2	113	9	7%	124
Mt Sinai Aventura			124	100%	124
NORTH FL SOUTH GA HCS-MALCOM RANDALL VAMC			124	100%	124
KINDRED HOSPITAL-BAY AREA-ST PETERSBURG LAB	1	117	6	5%	124
MANOR CARE OF PALM HARBOR		123	1	1%	124
IQBAL A FARUQUI MD□		92	32	26%	124
CITRUS MEMORIAL HEALTH SYSTEM LAB		2	121	98%	123
ADVENTHEALTH MEDICAL GROUP FAMILY MEDICINE AT		96	27	22%	123
KINDRED HOSPITAL MELBOURNE	1	118	4	3%	123
ADVENT HEALTH CENTRA CARE - BRANDON		31	92	75%	123
ESCAMBIA COUNTY JAIL DETENTION DIVISION		119	3	2%	122
THREE OAKS PHARMACY INC		109	13	11%	122
D PEDIATRICS		107	15	12%	122
COQUINA CENTER		119	3	2%	122
JEFFERSON COUNTY HEALTH DEPARTMENT-MONTICELLO		91	31	25%	122

COVID-19: testing by laboratory

Data through Mar 12, 2021 verified as of Mar 13, 2021 at 09:25 AM

Data in this report are provisional and subject to change.

The numbers in the table below represent the number of Florida and non-Florida residents for whom test results were received by the Department of Health. A person can be tested by more than one laboratory and can have both positive and negative results. **Therefore, the sum of the numbers in each column will be larger than the total number of people tested.**

Reporting lab	Inconclusive	Negative	Positive	Percent positive	Total
WINDERMERE MEDICAL CENTER		117	5	4%	122
EMBRY RIDDLE AERONAUTICAL UNIVERSITY HEALTH SERVICES		1	120	99%	121
DIAGNOSTIC LABORATORY OF OKLAHOMA		98	23	19%	121
PARKVIEW HEALTH		121			121
MINUTECLINIC DIAGNOSTIC OF RHODE ISLAND, LLC #729		117	4	3%	121
GENEDX		46	75	62%	121
Crystal Health & Rehab Center		115	6	5%	121
FLORIDA DEPARTMENT OF HEALTH IN LAKE COUNTY	1	78	42	35%	121
URGENT CARE TCMA			121	100%	121
ABSOLUTE HEALTH INTERNAL MEDICINE AND PEDIATRICS		106	15	12%	121
Sandy Ridge Center for Rehabilitation and Healing		100	21	17%	121
AMERICAN HOUSE COCONUT POINT		102	18	15%	120
CLERMONT URGENT CARE			120	100%	120
ARIZONA DEPARTMENT OF HEALTH SERVICES		5	115	96%	120
BROOKDALE JENSEN BEACH □		117	3	3%	120
MEYER PEDIATRICS		107	13	11%	120
SEMINOLE TRIBE OF FLORIDA		97	22	18%	119
MATHISON RETIREMENT COMMUNITY		114	5	4%	119
BOSTON RED SOX CLUB LP		117	2	2%	119
PALMS FACILITY INC		104	15	13%	119
WALTON PLACE		119			119
ISLAND URGENT CARE PLLC DBA AFC URGENT CARE		118	1	1%	119
ST PETERSBURG PEDIATRICS-MLK JUNIOR BLVD		110	9	8%	119
SH HERON EAST LLC □		103	15	13%	118
FIRST CHOICE PEDIATRICS INC		109	9	8%	118
RDX BIOSCIENCE		60	58	49%	118
HOBDARI FAMILY HEALTH LLC □		82	36	31%	118
PSL NAPLES BH OPERATIONS, LLC		118			118
COASTAL HEALTH AND REHAB		110	8	7%	118
NEIGHBORHOOD MEDICAL CENTER		112	5	4%	117
BAPTIST HEALTH URGENT CARE AT PLANTATION		91	26	22%	117
Avante at Melbourne		116	1	1%	117
MEMORY CARE OF NAPLES		117			117
PANAMA PHARMACY	3	96	18	15%	117
VITAS HEALTHCARE CORPORATION OF FLORIDA		113	3	3%	116
LEE COUNTY SCHOOL DISTRICT	1	108	7	6%	116
BELVEDERE COMMONS OF FORT WALTON BEACH		106	10	9%	116
KINDRED HOSPITAL - SOUTH FLORIDA		113	3	3%	116
FLORIDA ATLANTIC UNIVERSITY		109	7	6%	116
SUNFLOWER SPRINGS ASSISTED LIVING		105	10	9%	115
NADAL PEDIATRICS		87	28	24%	115
GARDENS HEALTH NH LLC		113	2	2%	115
ATMORE COMMUNITY HOSPITAL LABORATORY		88	27	23%	115
TIFFANY HALL NURSING AND REHAB CENTER		106	9	8%	115
BROOKDALE COLONIAL PARK	2	112	1	1%	115
THE COURTYARD ASSISTED LIVING		111	4	3%	115

COVID-19: testing by laboratory

Data through Mar 12, 2021 verified as of Mar 13, 2021 at 09:25 AM

Data in this report are provisional and subject to change.

The numbers in the table below represent the number of Florida and non-Florida residents for whom test results were received by the Department of Health. A person can be tested by more than one laboratory and can have both positive and negative results. **Therefore, the sum of the numbers in each column will be larger than the total number of people tested.**

Reporting lab	Inconclusive	Negative	Positive	Percent positive	Total
MAGNOLIA MEDICAL CLINIC		11	104	90%	115
KINDRED HOSPITAL SOUTH FLORIDA		113	2	2%	115
BROWARD HEALTH CORAL SPRINGS EPIDEMIOLOGY DEPT		1	113	99%	114
HOSPICE OF THE TREASURE COAST		110	4	4%	114
PINELLAS COUNTY JAIL			114	100%	114
MONTEFIORE MEDICAL CENTER LABORATORIES - MOSES		104	10	9%	114
COLLIER PHARMACY		93	21	18%	114
FLORIDA MEDICAL CLINIC LLC		64	50	44%	114
ELAN BUENA VISTA		97	17	15%	114
TRADITION MEDICAL CENTER LABORATORY		49	65	57%	114
AHEC CLINIC		7	107	94%	114
HAZELDEN FLORIDA	1	110	3	3%	114
CABANA AT JENSEN DUNES, THE		110	4	4%	114
Courtyards of Orlando Care Center		101	12	11%	113
HIGHLANDS MEDICAL CENTER		110	3	3%	113
TREASURE COAST MEDICAL ASSOCIATES		4	109	96%	113
WESTWOOD NURSING & REHAB		78	34	30%	112
CLEVELAND CLINIC FOUNDATION		12	100	89%	112
SOLARIS SENIOR LIVING OF MERRITT ISLAND		108	4	4%	112
WELLNOW URGENT CARE PC		112			112
Summit Medical Group		103	9	8%	112
UNIVERSITY MEDICAL CENTER SUITES		99	13	12%	112
ALLIED HEALTH FORT PIERCE		112			112
ARBOR TERRACE ORTEGA LLC	2	107	2	2%	111
PHYSICIANS REGIONAL CLINIC		82	29	26%	111
ALTERNATIVE LIVING, INC DBA TWIN CITIES PAVILION		108	3	3%	111
FLAGLER COLLEGE HEALTH SERVICES		80	30	27%	110
MG PORT CHARLOTTE II SUBTENANT LLC		99	11	10%	110
PINELLAS CARE CENTER		79	31	28%	110
L&S SENIOR CARE DBA ARCADIA OAKS	4	105	1	1%	110
TGH URGENT CARE - TYRONE		2	108	98%	110
MD 365 MEDICAL CARE		109	1	1%	110
HOSPICE OF THE EMERALD COAST INC - PANAMA CITY	2	101	7	6%	110
Lehigh Acres Health and Rehabilitation		99	11	10%	110
LAKE HOUSE ASSISTED LIVING		93	17	15%	110
BIODESIX, INC.		81	28	26%	109
EVANS HEALTH CARE		106	2	2%	108
Riviera Health Resort		108			108
CVS		24	84	78%	108
North Lake Care Center		107	1	1%	108
CARE RESOURCE COMMUNITY HEALTH CENTERS INC		102	6	6%	108
SOUTH BALDWIN MEDICAL CENTER GULF SHORES		86	22	20%	108
SHC College Park		107	1	1%	108
UNIVERSITY HEALTH SYSTEM INC		98	10	9%	108
Centre Pointe Health and Rehabilitation Center		96	11	10%	107
ARBOR TERRACE SAN JOSE LLC	3	102	2	2%	107

COVID-19: testing by laboratory

Data through Mar 12, 2021 verified as of Mar 13, 2021 at 09:25 AM

Data in this report are provisional and subject to change.

The numbers in the table below represent the number of Florida and non-Florida residents for whom test results were received by the Department of Health. A person can be tested by more than one laboratory and can have both positive and negative results. **Therefore, the sum of the numbers in each column will be larger than the total number of people tested.**

Reporting lab	Inconclusive	Negative	Positive	Percent positive	Total
BAY VIEW HEALTHCARE		85	22	21%	107
HEARTLAND PHARMACY LAKE PLACID, INC		80	27	25%	107
LEE MEMORIAL HEALTH SYSTEM HEALTH FAIR		102	5	5%	107
LATE HOURS URGENT CARE		58	49	46%	107
ALL MY KIDS PEDIATRICS INC		75	32	30%	107
NAVY HOSPITAL			107	100%	107
SEMINOLE SPORTS AND FAMILY MEDICINE		95	12	11%	107
ROHR HOME		103	3	3%	106
HEART OF FLORIDA REGIONAL MED CTR		35	71	67%	106
SURFSIDE URGENT CARE		85	21	20%	106
HEARTLAND HEALTHCARE AND REHAB CENTER		84	22	21%	106
NORTH FLORIDA EVALUATION AND TREATMENT CENTER	2	99	5	5%	106
BAYCARE HEALTH SYSTEMS		2	104	98%	106
MINUTECLINIC LLC #4987		92	14	13%	106
ELMCROFT OF BELLA VITA		98	8	8%	106
OPPENHEIMER PLASTIC SURGERY LLC		100	5	5%	105
ISLAND DOCTORS		16	89	85%	105
PANCARE HEALTH GULF COUNTY		77	28	27%	105
MY CLINICAL LAB INC		17	88	84%	105
PICH KTM CORP DBA MEDTOWN PHARMACY		89	16	15%	105
PRIME HEALTH OF NORTH PORT LLC		92	13	12%	105
SUMMIT MEDICAL GROUP PA		95	10	10%	105
DIATHERIX LABORATORIES		61	44	42%	105
MEDICAL CONSULTANTS OF FLORIDA DBA	1	90	14	13%	105
PREDICTIVE LABORATORIES, INC	1	90	13	13%	104
J FRANK AVEY MD		81	23	22%	104
VISTA MANOR		92	12	12%	104
EAST RIDGE RETIREMENT VILLAGE INC		104			104
GRANDE, THE	2	98	4	4%	104
PEDIATRIC CARE CENTER- JACKSONVILLE BEACH		75	29	28%	104
NSPIRE HEALTHCARE TAMARAC		80	23	22%	103
FHMG LAKE MARY PEDS		89	14	14%	103
KINDRED HOSPITAL NORTH FLORIDA	3	94	6	6%	103
A2Z DIAGNOSTICS		101	1	1%	102
ST MARK ASSISTED LIVING CENTER	1	89	12	12%	102
VIERA HOSPITAL			102	100%	102
MICRO PATH LABORATORIES INC		99	3	3%	102
SEVEN HILLS HEALTH AND REHABILITATION CENTER		86	16	16%	102
CSL PLASMA INC		7	95	93%	102
EPWORTH VILLAGE RETIREMENT COMMUNITY		102			102
TUSCAN ISLE OPERATING COMPANY LLC DBA		98	3	3%	101
ESCAMBIA COUNTY JAIL	1	74	26	26%	101
SUNSHINE GARDENS		100	1	1%	101
CONCIMED LLC		88	13	13%	101
WHITE PLAINS HOSPITAL CENTER LAB		97	4	4%	101
EC OPCO CARROLLWOOD LLC		95	6	6%	101

COVID-19: testing by laboratory

Data through Mar 12, 2021 verified as of Mar 13, 2021 at 09:25 AM

Data in this report are provisional and subject to change.

The numbers in the table below represent the number of Florida and non-Florida residents for whom test results were received by the Department of Health. A person can be tested by more than one laboratory and can have both positive and negative results. **Therefore, the sum of the numbers in each column will be larger than the total number of people tested.**

Reporting lab	Inconclusive	Negative	Positive	Percent positive	Total
WESTCHESTER MEDICAL CENTER		98	3	3%	101
BROOKDALE VERO BEACH SOUTH AL		101			101
MINUTECLINIC DIAGNOSTIC		94	7	7%	101
MINUTECLINIC DIAGNOSTIC OF TEXAS, LLC		91	10	10%	101
LABCORP RTP		37	64	63%	101
CAREMOUNT MEDICAL - PATHOLOGY		96	4	4%	100
Consulate Health Care of Port Charlotte		98	2	2%	100
DOUGLAS T JACOBSON STATE VETERANS HOME		100			100
CCS - BROWARD COUNTY JAIL		94	6	6%	100
VILLAS OF HOLLY BROOK - BRADENTON 14TH		100			100
GLOBAL CENTRAL LABS AT PPD	2	88	10	10%	100
ST PETERSBURG PEDIATRICS-SEMINOLE		87	13	13%	100
EMERALD COAST CENTER		96	4	4%	100
PruittHealth Fleming Island		87	12	12%	99
CENTRAL FLORIDA HEALTH CARE		47	52	53%	99
325TH MEDICAL GROUP		83	16	16%	99
SANIBEL INTERNAL MEDICINE, LLC		96	3	3%	99
VITAS HEALTHCARE		89	10	10%	99
PLAZA OF HALLANDALE BEACH		98			98
TURNING POINT OF TAMPA		92	6	6%	98
KORGENE LAB	1	28	69	70%	98
URINEGOODHANDS LLC		96	2	2%	98
Cross Landings Health and Rehabilitation		97	1	1%	98
SIGNATURE HEALTHCARE OF PORT CHARLOTTE		91	7	7%	98
ORANGE PARK PEDIATRICS		89	9	9%	98
MACADAMS HOME HEALTH AGENCY		97	1	1%	98
SEMINOLE COUNTY HEALTH DEPARTMENT		79	19	19%	98
INNOVATIVE GENOMICS, LLC		77	21	21%	98
CHARLES CROFT MD	1	96	1	1%	98
LANDMARK, THE		48	50	51%	98
FLORIDA COMMUNITY HEALTH CENTERS INC			98	100%	98
BARBARA O'REILLY MD PA		94	3	3%	97
MINNESOTA TWINS		92	5	5%	97
RIDGEWOOD DIAGNOSTIC LABORATORY		92	5	5%	97
ARBOR TRAIL		77	20	21%	97
CORNERSTONE MEDICAL CARE OF BRANDON PL		79	18	19%	97
HURLBURT FIELD CLINIC		39	58	60%	97
ORLANDO LUTHERAN TOWERS ASSISTED LIVING		97			97
HEALTH CENTERS AT BRENTWOOD		96	1	1%	97
PEDIATRIC ASSOCIATES ORLANDO		82	14	15%	96
DELAND WELLNESS CENTER			96	100%	96
BAYSHORE MEMORY CARE		96			96
MARKET STREET VIERA		95	1	1%	96
PALMS EDGE	1	89	6	6%	96
HOSPICE OF MARTIN & ST LUCIE, INC		93	3	3%	96
CROSS CITY REHABILITATION AND HEALTH CARE CENTER		72	23	24%	95

COVID-19: testing by laboratory

Data through Mar 12, 2021 verified as of Mar 13, 2021 at 09:25 AM

Data in this report are provisional and subject to change.

The numbers in the table below represent the number of Florida and non-Florida residents for whom test results were received by the Department of Health. A person can be tested by more than one laboratory and can have both positive and negative results. **Therefore, the sum of the numbers in each column will be larger than the total number of people tested.**

Reporting lab	Inconclusive	Negative	Positive	Percent positive	Total
ARDEN COURTS OF LELY PALMS☐		93	2	2%	95
MIAMI BEACH COMMUNITY HEALTH CENTER		1	94	99%	95
THE TERRACE OF KISSIMMEE		80	15	16%	95
AEGIS MEDICAL GROUP		77	18	19%	95
DEVANSH LAB WERKS INC		79	16	17%	95
SUPERIOR RESIDENCES OF LECANTO		80	15	16%	95
Golfview Healthcare Center		90	5	5%	95
RAPID RELIABLE TESTING NY LLC		87	7	7%	94
KALEIDA HEALTH CENTER FOR LABORATORY		88	6	6%	94
MINUTECLINIC DIAGNOSTIC OF SOUTH CAROLINA, LLC		78	16	17%	94
QPS, LLC		91	3	3%	94
ADVENT HEALTH CENTRA CARE - EAST ORLANDO		65	29	31%	94
LECONTE MEDICAL CENTER LAB		75	19	20%	94
NORTH SHORE MEDICAL LABS	1	86	7	7%	94
DIAGNOSTIC SOLUTIONS		3	91	97%	94
ARDEN COURTS OF PALM HARBOR		75	19	20%	94
CONSULATE HEALTH CARE OF SARASOTA☐	1	93			94
ADVENT HEALTH CENTRA CARE - WATERMAN		79	14	15%	93
PRESERVE AT PALM AIRE	3	90			93
PENNSYLVANIA DEPT OF HEALTH		21	72	77%	93
GIBBENS FAMILY MEDICAL, LLC		74	19	20%	93
ADVENTHEALTH MEDICAL GROUP PRIMARY CARE		89	4	4%	93
HARBORCHASE OF NAPLES		79	13	14%	92
LENOX HILL HOSPITAL		85	7	8%	92
LAKELAND REGIONAL HEALTH LAKE MIRIAM		50	42	46%	92
BAY PINES MEDICAL ASSOCIATES		1	90	99%	91
MAGNOLIA DIAGNOSTIC		2	89	98%	91
ADVANCED EMURGENT CARE		27	64	70%	91
BAHIA OAKS LODGE		85	6	7%	91
HERON CLUB AT PRESTANCIA		89	2	2%	91
JOHN KNOX VILLAGE OF FLORIDA ALF	1	86	4	4%	91
CAN COMMUNITY HEALTH		90	1	1%	91
HAWTHORN HOUSE☐		76	14	16%	90
ASHRAF MEDICAL GROUP PLLC DBA PULSE MD		87	3	3%	90
PEDIATRICS IN BREVARD PA- ROCKLEDGE		54	36	40%	90
CENTURY CENTER FOR REHABILITATION & HEALING		72	18	20%	90
KEYS MEDICAL GROUP			90	100%	90
EXPERTUS LABORATORIES INC		28	62	69%	90
Winter Garden Rehab and Nursing Facility		78	11	12%	89
NORTH FLORIDA SPINE AND WELLNESS		69	20	22%	89
BAY REGIONAL URGENT CARE	1	51	37	42%	89
MINUTECLINIC DIAGNOSTIC OF SOUTH CARO		74	15	17%	89
BAPTIST MEDICAL CENTER SOUTH		73	16	18%	89
ATRIUM AT LIBERTY PARK☐		85	4	4%	89
FREEDOM INN AT TARPON SPRINGS		82	7	8%	89
STUART LODGE LIVING LLC		66	23	26%	89

COVID-19: testing by laboratory

Data through Mar 12, 2021 verified as of Mar 13, 2021 at 09:25 AM

Data in this report are provisional and subject to change.

The numbers in the table below represent the number of Florida and non-Florida residents for whom test results were received by the Department of Health. A person can be tested by more than one laboratory and can have both positive and negative results. **Therefore, the sum of the numbers in each column will be larger than the total number of people tested.**

Reporting lab	Inconclusive	Negative	Positive	Percent positive	Total
East Bay Rehabilitation Center		54	34	39%	88
STONY BROOK UNIVERSITY MEDICAL CENTER		74	14	16%	88
AVERO DIAGNOSTICS		64	24	27%	88
GOVERNOR'S CREEK HEALTH & REHABILITATION		87	1	1%	88
LAKE GIBSON VILLAGE, LLC		85	3	3%	88
CALADIUM PEDIATRICS		79	9	10%	88
WEST		74	14	16%	88
A COUNTRY PLACE ASSISTED LIVING FACILITY		86	2	2%	88
BRANDON HEALTH AND REHABILITATION CENTER	1	85	1	1%	87
DEBARY HEALTH AND REHABILITATION CENTER		84	3	3%	87
PACIFIC ANALYTICS			87	100%	87
LABFIRST - DEPARTMENT OF PATHOLOGY		83	4	5%	87
ERIE COUNTY MEDICAL CTR CLINICAL LABS		83	4	5%	87
CLYDE E LASSEN STATE VETERANS NURSING HOME		62	25	29%	87
CRESTVIEW URGENT CARE		15	71	83%	86
DISCOVERY VILLAGE AT THE FORUM		86			86
PENSACOLA DEVELOPMENTAL CENTER		67	19	22%	86
BAPTIST HEALTH SOUTH FLORIDA - WEST BOCA URGENT CARE		61	25	29%	86
HARBOR BEACH NURSING AND REHABILITATION CENTER		83	3	3%	86
MINUTECLINIC DIAGNOSTIC OF NORTH CARO		76	10	12%	86
UNIVERSTIY CENTER MEDICAL LLC DBA	1	81	4	5%	86
PORT CHARLOTTE REHABILITATION CENTER		73	13	15%	86
SOUTH GEORGIA MEDICAL CENTER		48	38	44%	86
W. FRANK WELLS NURSING HOME		84	1	1%	85
LIFESTREAM BEHAVIORIAL CENTER		64	21	25%	85
MINUTECLINIC DIAGNOSTIC OF NORTH CAROL		70	15	18%	85
LAKE WALES OPERATING GROUP LLC		80	5	6%	85
SONATA WEST		83	2	2%	85
ARDEN COURTS OF SARASOTA		69	16	19%	85
WALGREENS #12673		82	3	4%	85
BVM THE BRIDGES LLC		85			85
MIAMI SHORES NURSING & REHAB		85			85
GRAND OAKS OF JENSEN BEACH LLC		84	1	1%	85
ARBOR OAKS AT TYRONE	9	73	2	2%	84
TOTAL CARE PLUS LLC			84	100%	84
ARDEN COURTS OF WEST PALM BEACH		84			84
EAST ALABAMA MEDICAL CENTER LABORATORY		72	12	14%	84
WINDSOR OAKS		83	1	1%	84
NITE LITE PEDIATRICS - JACKSONVILLE		76	8	10%	84
Baldwin Pediatrics		73	11	13%	84
MENORAH HOUSE		83	1	1%	84
PINES OF SARASOTA GARDEN		84			84
GATTOLINE ENTERPRISES, INC. DBA FAMILY CARE PHARMACY		68	15	18%	83
LABCORP EMPLOYER SERVICES		82	1	1%	83
LAFAYETTE NURSING AND REHABILITATION CENTER		81	2	2%	83
CANOPY ON BERRYHILL, THE		51	32	39%	83

COVID-19: testing by laboratory

Data through Mar 12, 2021 verified as of Mar 13, 2021 at 09:25 AM

Data in this report are provisional and subject to change.

The numbers in the table below represent the number of Florida and non-Florida residents for whom test results were received by the Department of Health. A person can be tested by more than one laboratory and can have both positive and negative results. **Therefore, the sum of the numbers in each column will be larger than the total number of people tested.**

Reporting lab	Inconclusive	Negative	Positive	Percent positive	Total
Lanier Rehab		58	25	30%	83
NEW SMYRNA BEACH URGENT CARE			83	100%	83
EISENHOWER ARMY MEDICAL CENTER		76	7	8%	83
FLORIDA DEPARTMENT OF HEALTH IN WALTON COUNTY		70	13	16%	83
LAKE HOWELL FAMILY MEDICINE ASSOCIATES		69	13	16%	82
THE PAVILION FOR HEALTH CARE		72	10	12%	82
Lexington Health and Rehabilitation Center		82			82
BRILLIANCE ASSISTED LIVING		65	17	21%	82
HUNTSVILLE HOSPITAL LABORATORY		57	25	30%	82
QUALITY URGENT CARE AND WELLNESS		45	37	45%	82
LAB		29	53	65%	82
CATHOLIC HEALTH SYSTEM DEPT LABORATORY		80	2	2%	82
CARE CENTERS OF NASSAU, LLC - HENDRICKS RD		81			81
MD 365 MEDICAL CARE PLLC		81			81
KEYSTYLE LIVING LLC	1	79	1	1%	81
BIO-TECH CLINICAL LABORATORIES		41	40	49%	81
LONG TERM CARE OF JAY, LLC		60	21	26%	81
STUART - FAIRGROUNDS		70	10	13%	80
PLYMOUTH HOME FOR ADULTS, INC.	8	71	1	1%	80
Consulate Health Care of Jacksonville		66	14	18%	80
ACE BIOMEDICAL LABS LLC		67	13	16%	80
ROSECASTLE AT DELANEY CREEK		79	1	1%	80
LANDMARK HOSPITAL SOUTHWEST FLORIDA LLC		76	3	4%	79
CHAMBREL AT ISLAND LAKE		76	3	4%	79
PUTNAM COUNTY SHERIFFS OFFICE		73	6	8%	79
BALMORAL TENANT SERVICES INC	1	43	35	44%	79
FHMG- FLORIDA HOSPITAL MEDICAL GROUP		68	11	14%	79
ECOLAB GROUP		45	34	43%	79
EMERALD COAST BEHAVIORAL HOSPITAL		73	6	8%	79
EDGEWATER AT WATERMAN VILLAGE		78	1	1%	79
CBS LABS OF TAMPA LLC		3	76	96%	79
VETERANS AFFAIRS MEDICAL CENTER - PALO ALTO		28	51	65%	79
MED ONE AT SAINT AUGUSTINE		49	30	38%	79
NORTHEAST FLORIDA STATE HOSP-NURSING		78	1	1%	79
BEACHES PEDIATRICS PA		74	5	6%	79
HUNTINGTON HOSPITAL LABORATORY		75	3	4%	78
Madison Health and Rehabilitation Center		42	36	46%	78
ST VINCENT'S BIRMINGHAM		72	6	8%	78
AMERICAN ESOTERIC LAB-BIRMINGHAM		77	1	1%	78
LAKE MORTON PLAZA		75	3	4%	78
LAB PLUS, LLC AT SAINT THOMAS WEST HOSPITAL		63	14	18%	77
FLORIDA PEDIATRIC GROUP		27	50	65%	77
TRUE NORTH HEALTH NAVIGATION LLC DBA DISPATCHHEALTH	1	60	16	21%	77
PANIRA HEALTHCARE CLINIC		2	75	97%	77
ORANGE CITY NURSING AND REHAB		75	2	3%	77
CENTRAL BALDWIN IMMEDIATE CARE & FAMILY PRACTICE		59	18	23%	77

COVID-19: testing by laboratory

Data through Mar 12, 2021 verified as of Mar 13, 2021 at 09:25 AM

Data in this report are provisional and subject to change.

The numbers in the table below represent the number of Florida and non-Florida residents for whom test results were received by the Department of Health. A person can be tested by more than one laboratory and can have both positive and negative results. **Therefore, the sum of the numbers in each column will be larger than the total number of people tested.**

Reporting lab	Inconclusive	Negative	Positive	Percent positive	Total
PARK OF THE PALMS INC		77			77
HEALTH FIRST - PALM BAY HOSPITAL		2	75	97%	77
MINUTECLINIC DIAGNOSTIC OF OHIO LLC		60	17	22%	77
BLISS HEALTHCARE SERVICES	1	54	22	29%	77
CLINICAL PATHOLOGY ASSOCIATES-SONIC REFERENCE LAB		76			76
G & R HEALTH MART PHARMACY		63	13	17%	76
WEST VOLUSIA FAMILY AND SPORTS MEDICINE		75	1	1%	76
Belleair Healthcare Center		70	6	8%	76
MOBILE PHYSICIAN SERVICES INC		68	8	11%	76
WALGREENS 9627		70	6	8%	76
S-H THIRTY-FIVE OPCO- PORT ST LUCIE, LLC	1	75			76
PENSACOLA PEDIATRICS MILTON		65	11	14%	76
WINDSOR REFLECTIONS		75	1	1%	76
JERICOHO URGENT CARE		73	3	4%	76
AU HEALTH		62	14	18%	76
DYNAMIC MEDICAL USA			76	100%	76
BOND CLINIC PA		43	32	43%	75
PROMEDICA LABORATORIES		21	54	72%	75
ADVENTHEALTH EXPRESSCARE		45	30	40%	75
SOUTH LAKE PEDIATRICS		68	7	9%	75
MERCY MEDICAL URGENT CARE CENTER INC		33	41	55%	74
BROOKDALE OVIEDO		72	2	3%	74
KINDRED AT HOME		65	9	12%	74
PUBLIC SQUARE PHARMACY LLC		56	18	24%	74
COOPER FAMILY MEDICAL PLLC		54	20	27%	74
BROWARD HEALTH MEDICAL CENTER		3	71	96%	74
NOAH CLINICAL LABORATORY		63	11	15%	74
WALGREENS #06012		66	8	11%	74
ALLIANCE PEDIATRICS		43	31	42%	74
SCOTT LAKE HEALTH AND REHABILITATION CENTER		71	2	3%	73
RARITAN BAY PERTH AMBOY		66	7	10%	73
MID FLORIDA PRIMARY CARE PA		59	14	19%	73
CATHOLIC HEALTH SERVICES REGIONAL LAB		66	7	10%	73
WATERCREST ST LUCIE WEST	1	69	3	4%	73
BROWARD HEALTH MEDICAL CENTER CLINICAL LAB			73	100%	73
MORTON PLANT HOSPITAL NURSING			73	100%	73
CONSULATE HEALTH CARE - LAKE MARY		72	1	1%	73
SIMED LABORATORY		57	16	22%	73
HOLMES COUNTY HEALTH DEPARTMENT	1	59	13	18%	73
OAK MANOR NURSING HOME		69	4	5%	73
EXPRESS DOCS LLC			72	100%	72
CRAIG BERGER MD PL D/B/A BAY AREA EYE INSTITUTE		72			72
ALTAMONTE PEDIATRIC ASSOCIATES		31	41	57%	72
HAVEN OF OUR LADY OF PEACE		72			72
PALM BAY HOSPITAL			72	100%	72
PEDIATRIC SERVICES AND BREATHING CENTER PA		52	20	28%	72

COVID-19: testing by laboratory

Data through Mar 12, 2021 verified as of Mar 13, 2021 at 09:25 AM

Data in this report are provisional and subject to change.

The numbers in the table below represent the number of Florida and non-Florida residents for whom test results were received by the Department of Health. A person can be tested by more than one laboratory and can have both positive and negative results. **Therefore, the sum of the numbers in each column will be larger than the total number of people tested.**

Reporting lab	Inconclusive	Negative	Positive	Percent positive	Total
BIGGERS FAMILY MEDICINE PA	1	65	6	8%	72
DISCOVERY VILLAGE AT PALM BEACH GARDENS		71	1	1%	72
AMMON LABS		61	10	14%	71
WALGREENS 2941		68	3	4%	71
STERLING HOUSE OF TALLAHASSEE	3	62	6	8%	71
MEDRITE URGENT CARE		59	12	17%	71
BARRY UNIVERSITY STUDENT HEALTH SERVICES		37	34	48%	71
INN AT ASTON GARDENS AT PELICAN POINTE,THE		67	4	6%	71
ADVANCED LAB		67	4	6%	71
NORTH FLORIDA PEDIATRICS		57	14	20%	71
LAKE CITY VA MEDICAL CENTER			71	100%	71
BROOKDALE PALM COAST		71			71
PANCARE HEALTH - MALONE CLINIC		63	7	10%	70
Highlands Regional Hospital		63	7	10%	70
GV NAPLES OPCO, LLC		69	1	1%	70
ASSOCIATED CLINICAL LABORATORIES		62	8	11%	70
SUMMIT AT VENICE	2	63	5	7%	70
USF HEALTH MORSANI CENTER		5	65	93%	70
ADVENT HEALTH - LAKE MARY		60	10	14%	70
MEDEXPRESS - BLOOMIN BRANDS		51	19	27%	70
SUNCOAST COMMUNITY HEALTH CENTERS PEDIATRICS		21	49	70%	70
PLANTATION GENERAL HOSPITAL CLINICAL LAB		26	43	62%	69
STONY BROOK SOUTHAMPTON		68	1	1%	69
PARKSIDE INN	3	64	2	3%	69
PRIMECARE AT TWIN LAKES		1	68	99%	69
SAN JOSE SENIOR CARE LLC	1	43	25	36%	69
NORTH CENTRAL BRONX HOSPITAL		67	2	3%	69
HERITAGE HEALTHCARE AND REHABILITATION CENTER		69			69
MEMORIAL MANOR		69			69
CP/AIG PENSACOLA DEVELOPMENT LLC		66	3	4%	69
MD LABS		41	27	40%	68
CL BRUMBACK PRIMARY CARE CLINICS		17	51	75%	68
Conway Lakes Health and Rehabilitation Center		68			68
BIG BOCA SMILES LLC□		66	2	3%	68
JENNIFER J CHIAVETTA-GRLSANTI DC		55	13	19%	68
AFTER HOURS PEDIATRICS			68	100%	68
Avante at St Cloud, Inc.		66	2	3%	68
BROOKDALE BONITA SPRINGS		67	1	1%	68
AEL- MEMPHIS		17	51	75%	68
SUNCOAST OPTIMAL WELLNESS		23	45	66%	68
MISIR DRUGS LLC		56	12	18%	68
ST JOHNS COUNTY DETENTION CENTER		68			68
PEDIATRIC SERVICES OF AMERICA INC		63	4	6%	67
MEASE MANOR INC		63	4	6%	67
GENPATH			67	100%	67
JACOBI MEDICAL CENTER		62	5	7%	67

COVID-19: testing by laboratory

Data through Mar 12, 2021 verified as of Mar 13, 2021 at 09:25 AM

Data in this report are provisional and subject to change.

The numbers in the table below represent the number of Florida and non-Florida residents for whom test results were received by the Department of Health. A person can be tested by more than one laboratory and can have both positive and negative results. **Therefore, the sum of the numbers in each column will be larger than the total number of people tested.**

Reporting lab	Inconclusive	Negative	Positive	Percent positive	Total
EC OPCO PENSACOLA, LLC		66	1	1%	67
BOND CLINIC DR ELDEEB		35	32	48%	67
TITUSVILLE FAMILY PRACTICE		16	51	76%	67
MED EXPRESS		6	60	91%	66
AMERICAN FAMILY MEDICAL		53	13	20%	66
PANCARE HEALTH - FREEPORT CLINIC SUITE B		57	9	14%	66
SOMERBY OF SANTA ROSA BEACH		57	9	14%	66
TERRACE AT HOBE SOUND, THE	1	62	3	5%	66
Gabisa Medical LLC		66			66
LUTHERAN HAVEN ASSISTED LIVING		66			66
INDIGO MANOR		22	44	67%	66
DEL CARE PA		51	15	23%	66
Stratford Court of Palm Harbor		56	10	15%	66
MEDEX MEDICAL EXPRESS OF PALATKA			66	100%	66
TROPICANA MANUFACTURING COMPANY INC		60	6	9%	66
TREASURE COAST FORENSIC TREATMENT CTR		44	21	32%	65
BROOKDALE CENTRE POINTE	1	64			65
SUWANNEE COUNTY SHERIFF OFFICE		62	3	5%	65
NORTH SHORE UNIVERSITY HOSPITAL LABORATORY		59	6	9%	65
HARMONY CLINIC		1	64	98%	65
VETERANS AFFAIRS MEDICAL CENTER - GULF COAST		27	38	58%	65
CORAL GABLES HOSPITAL			65	100%	65
SUMMER VISTA ASSISTED LIVING		38	27	42%	65
APOLLO HEALTH & REHABILITATION		59	6	9%	65
BISHOP GRADY VILLAS		63	2	3%	65
ISLAND COAST PEDIATRICS		58	7	11%	65
GRAND VILLA OF DELAND		59	6	9%	65
BOND AND STEELE CLINIC, PA		51	14	22%	65
OKEECHOBEE URGENT CARE		17	48	74%	65
NOMI HEALTH LAB SERVICES LLC		5	60	92%	65
LEVY COUNTY DEPARTMENT OF HEALTH		48	17	26%	65
SOS MOBILE MEDICAL CARE LLC		53	11	17%	64
PATRICK AIR FORCE BASE		3	61	95%	64
JOSEPH L MORSE GERIATRIC CENTER	2	59	3	5%	64
NXGEN MDX		20	44	69%	64
GREENLEAF ALF		63	1	2%	64
TRINITY AL SENIOR HOUSING LLC		45	19	30%	64
ADVENT HEALTH CENTRA CARE - WINTER GARDEN		18	46	72%	64
OUT OF STATE		40	24	38%	64
WADSWORTH HEALTH CENTER		61	3	5%	64
PRMG - EAST NAPLES	1	52	11	17%	64
Summit Medical Group, Pa Dba Citymd		58	6	9%	64
NEMOURS CHILDRENS PRIMARY CARE OVIEDO		51	13	20%	64
MEDI CLINIC SARASOTA INC		62	1	2%	63
BEEHIVE HOMES OF GULF BREEZE		47	16	25%	63
VIERA HEALTH AND REHABILITATION CENTER		62	1	2%	63

COVID-19: testing by laboratory

Data through Mar 12, 2021 verified as of Mar 13, 2021 at 09:25 AM

Data in this report are provisional and subject to change.

The numbers in the table below represent the number of Florida and non-Florida residents for whom test results were received by the Department of Health. A person can be tested by more than one laboratory and can have both positive and negative results. **Therefore, the sum of the numbers in each column will be larger than the total number of people tested.**

Reporting lab	Inconclusive	Negative	Positive	Percent positive	Total
DAVID POSNACK JEWISH DAY SCHOOL		63			63
THOMAS INTERNAL MEDICINE		52	11	17%	63
APC PEDIATRICS AT RYE ROAD MEDICAL PARK		63			63
FLORIDA MEDICAL CLINIC PA		46	17	27%	63
BURRY'S PHARMACY INC		37	25	40%	62
OVERLOOK HOSPITAL LABORATORY		57	5	8%	62
LAKELAND REGIONAL HEALTH		38	24	39%	62
SAMFORD UNIVERSITY HEALTH SERVICES		61	1	2%	62
MENTAL HEALTH CARE INC		53	9	15%	62
EMERALD COAST HOSPICE		61	1	2%	62
ADVENT HEALTH - PALM COAST		1	61	98%	62
VITAS HEALTHCARE CORP OF FLORIDA		60	1	2%	61
WASHINGTON REHABILITATION AND NURSING CENTER		51	10	16%	61
HERNANDO COUNTY FIRE RESCUE DISTRICT		27	34	56%	61
TROY REGIONAL MEDICAL CENTER		50	11	18%	61
DASCENA, INC		52	9	15%	61
NORTH FLORIDA MEDICAL CENTER		57	4	7%	61
Winter Park Care and Rehab		60	1	2%	61
FLORIDA HEALTH CARE		8	53	87%	61
PALM BAY URGENT CARE		28	33	54%	61
MICHAEL AKPEKE MD		52	9	15%	61
GRAND ST PAUL CVS		61			61
WILSON MEMORIAL REGIONAL MEDICAL CENTER		57	4	7%	61
SILVER LAKE PEDIATRICS PA		55	5	8%	60
AR ANESTHESIA LLC		59	1	2%	60
THE PRESERVE AT CLEARWATER		58	2	3%	60
INTERNAL MEDICINE ASSOCIATES PA		56	4	7%	60
81ST MEDICAL GROUP		28	32	53%	60
CINNAMON COVE ALF		59	1	2%	60
TWIN CREEKS ASSISTED LIVING & MEMORY CARE		57	3	5%	60
TREASURE COAST PEDIATRICS PA		54	5	8%	59
COASTAL DETOX		59			59
UHEALTH AT FISHER ISLAND			59	100%	59
WAVE CREST HEALTH AND REHABILITATION CENTER		57	2	3%	59
FERN PARK DEVELOPMENTAL CENTER		5	54	92%	59
INTERNAL LAB		50	9	15%	59
MILLENIUUM PHYSICIANS GROUP		1	58	98%	59
TBI RESIDENTIAL SERVICES, INC.		48	11	19%	59
CARDIOLOGY AND MEDICINE ASSOCIATES		43	16	27%	59
RITECARE MED CTR H			59	100%	59
LPG CONVENIENT CARE AT PINE ISLAND ROAD		53	6	10%	59
BIOTECH		52	7	12%	59
HORIZON ALF		57	1	2%	58
DEVELOPMENTAL DISABILITIES DEFENDANT PROGRAM		56	2	3%	58
MICHIGAN DEPARTMENT OF HEALTH AND HUMAN SERVICES	1		57	98%	58
Margate Health and Rehabilitation Center		56	2	3%	58

COVID-19: testing by laboratory

Data through Mar 12, 2021 verified as of Mar 13, 2021 at 09:25 AM

Data in this report are provisional and subject to change.

The numbers in the table below represent the number of Florida and non-Florida residents for whom test results were received by the Department of Health. A person can be tested by more than one laboratory and can have both positive and negative results. **Therefore, the sum of the numbers in each column will be larger than the total number of people tested.**

Reporting lab	Inconclusive	Negative	Positive	Percent positive	Total
BENTLEY CARE CENTER		58			58
KINDRED HOSPITAL CENTRAL TAMPA BLOOD GAS	1	52	5	9%	58
DOH-WEST PALM BEACH BRANCH LABORATORY		3	55	95%	58
THE GOOD SHEPARDS OF DELAND-WEST		57	1	2%	58
SONATA BOCA RATON		54	4	7%	58
EAST HILL PHARMACY		40	18	31%	58
MEDLOGIC LABORATORIES		3	54	95%	57
MALCOM RANDALL DEPT OF VAMC			57	100%	57
Palms at Ponte Vedra Assisted Living and Memory Care		54	3	5%	57
THE CANOPY AT BERRYHILL		57			57
ST FRANCIS HOSPITAL		49	8	14%	57
KEY WEST MEDICAL CENTER	1	50	6	11%	57
LINCOLN MEDICAL AND MENTAL HEALTH CENTER		54	3	5%	57
GENESIS DERMATOLOGY		53	4	7%	57
ROYAL CARE OF AVON PARK		54	3	5%	57
STEINHATCHEE FAMILY MEDICAL CENTER	1	48	8	14%	57
KAPG FLEMING ISLAND SENIOR HOUSING OPCO LLC	1	56			57
ALZHEIMERS CARE CENTER OF VIERA LTD		37	20	35%	57
ASCENSION SACRED HEART BAY LABORATORY		54	3	5%	57
BioReference Laboratories, Inc		7	50	88%	57
BIG BEND CARES, INC		49	8	14%	57
MARQUIS LABS, LLC		55	1	2%	56
EAGLES WATCH CLUSTER		47	9	16%	56
MAUREEN OROURKE-FUTEY			56	100%	56
REGENCY OAKS HEALTH CENTER		54	2	4%	56
FREEDOM SQUARE NURSING CENTER		48	8	14%	56
ATRIA PARK OF LAKE FOREST (WG HERITAGE LF LLC)		54	2	4%	56
TOWERS HOME CARE		52	4	7%	56
HIALEAH HOSPITAL RESPIRATORY DEPT			56	100%	56
TIFFANY HALL NURSING AND REHAB		44	12	21%	56
DEPT OF VA MED CENTE-WEST PALM BEACH			56	100%	56
MINUTECLINIC DIAGNOSTIC OF NEW JERSEY		49	7	13%	56
INSTITUTE OF PATHOLOGY KINGS COUNTY		54	2	4%	56
TUKA PEDIATRICS		7	49	88%	56
PHYSICIANS PRIMARY CARE OF SOUTHWEST FLORIDA		39	17	30%	56
KENDALL REGIONAL MEDICAL CENTER LAB	3		52	95%	55
CARE CENTERS OF NASSAU LLC MINER ROAD SOUTH		55			55
NITE LITE PEDIATRICS - PORT ST. LUCIE		46	9	16%	55
COOPER FAMILY MEDICAL, PLLC		45	10	18%	55
CDR MAGUIRE INC	1	7	47	85%	55
PREMIER MEDICAL ASSOCIATES ALL FLORIDA LLC		54	1	2%	55
PANCARE HEALTH - JACKSON COUNTY		44	11	20%	55
OCALA CBOC		50	5	9%	55
SONATA HUNTERS CREEK		47	8	15%	55
ARTHREX MEDICAL CENTER		32	23	42%	55
CHILDREN'S HOSPITAL OF ALABAMA		54	1	2%	55

COVID-19: testing by laboratory

Data through Mar 12, 2021 verified as of Mar 13, 2021 at 09:25 AM

Data in this report are provisional and subject to change.

The numbers in the table below represent the number of Florida and non-Florida residents for whom test results were received by the Department of Health. A person can be tested by more than one laboratory and can have both positive and negative results. **Therefore, the sum of the numbers in each column will be larger than the total number of people tested.**

Reporting lab	Inconclusive	Negative	Positive	Percent positive	Total
Life Care Center of Melbourne		38	17	31%	55
SARATOGA HOSPITAL LABORATORY		49	5	9%	54
BUECHELE DENTAL PA DBA CLERMONT FAMILY DENTISTRY		45	9	17%	54
FAMILY EXTENDED CARE OF PUNTA GORDA		54			54
SAFARI PEDIATRICS PA		53	1	2%	54
AESTHETIC ENHANCEMENTS		54			54
PALM BAY PEDIATRICS		36	18	33%	54
CVS MINUTE CLINIC		1	53	98%	54
ST. CLOUD MEDICAL GROUP		54			54
CLERMONT HEALTH AND REHAB		40	14	26%	54
JUNIPER VILLAGE AT NAPLES		53	1	2%	54
UNITED LABORATORY SERVICES CORPORATION		38	16	30%	54
SARASOTA CO. HEALTH DEPT # 58		40	14	26%	54
Salerno Bay Health & Rehabilitation Center		44	10	19%	54
ALEXANDER NININGER STATE VETERANS		54			54
FINLAY CLINICAL LABORATORY		20	34	63%	54
CERTUS MTD OPC LLC		52	2	4%	54
ST CLOUD PHYSICIAN MANAGEMENT LLC DBA ST CLOUD		28	26	48%	54
QUOTIENT SCIENCES LABS LLC			53	100%	53
ROCKLEDGE REGIONAL MEDICAL CENTER		30	23	43%	53
Osprey Point Nursing Center		51	2	4%	53
NICEVILLE URGENT CARE		8	45	85%	53
APOLLOMDX LABS		31	22	42%	53
BARNES HEALTHCARE OF FLORIDA LLC		49	4	8%	53
XPRESS URGENT CARE- PORT ST. LUCIE		14	39	74%	53
PROMEDICA SENIOR LIVING		51	2	4%	53
SOMERSET			53	100%	53
VPA PC LAB		48	5	9%	53
ADVENT HEALTH - MOUNT DORA		9	44	83%	53
WEST ISLIP URGENT CARE		47	5	10%	52
GENTIVA HEALTH SERVICES CERTIFIED INC		49	3	6%	52
MICHAEL A VENAZIO MD		49	3	6%	52
ROSECASTLE OF JACKSONVILLE LLC		51	1	2%	52
BARNETT PARK		2	50	96%	52
SNH BRFL TENANT LLC	2	50			52
INTERNAL MEDICINE SPECIALIST		46	6	12%	52
ADVENT HEALTH		49	3	6%	52
PALM RIVER COMMUNITY HEALTH CENTER		46	5	10%	51
GATEWAY CARE CENTER		50	1	2%	51
GULFVIEW MEDICAL INSTITUTE		51			51
Jupiter Medical Center Pavilion		50	1	2%	51
VALENCIA HOUSE ALF		50	1	2%	51
LPG PEDIATRICS AT PAGE FIELD		50	1	2%	51
ROCHESTER GENERAL HOSPITAL LABORATORY		47	4	8%	51
INN AT THE FOUNTAINS, THE		34	17	33%	51
S-H THIRTY FIVE OPCO - ORANGE CITY, LLC		41	10	20%	51

COVID-19: testing by laboratory

Data through Mar 12, 2021 verified as of Mar 13, 2021 at 09:25 AM

Data in this report are provisional and subject to change.

The numbers in the table below represent the number of Florida and non-Florida residents for whom test results were received by the Department of Health. A person can be tested by more than one laboratory and can have both positive and negative results. **Therefore, the sum of the numbers in each column will be larger than the total number of people tested.**

Reporting lab	Inconclusive	Negative	Positive	Percent positive	Total
CAMPBELL URGENT CARE			51	100%	51
AVANTE ST CLOUD		48	3	6%	51
PENNSYLVANIA DEPARTMENT OF HEALTH BUREAU OF LABORATORIES			51	100%	51
GOOD HEARTS COVID TESTING		8	43	84%	51
LITTLE NECK URGENT CARE		49	2	4%	51
GOLDEN POND COMMUNITIES		51			51
UNIVERSITY OF WEST FLORIDA, THE		50	1	2%	51
BENTON HOUSE OF PORT ORANGE		44	6	12%	50
ORCHID COVE AT DAYTONA		45	5	10%	50
SOUTHEAST ALABAMA MEDICAL CENTER			50	100%	50
FAST PACE MEDICAL CLINIC, PLLC		43	7	14%	50
BETHUNE-COOKMAN UNIVERSITY		32	18	36%	50
AVOW HOSPICE INC		50			50
FLORIDA HEALTH CARE DELAND			50	100%	50
MISSION OAKS ASSISTED LIVING□		48	2	4%	50
PORT ST. LUCIE - ZAXBY'S		50			50
MINUTECLINIC DIAGNOSTIC OF KANSAS, PA		41	9	18%	50
SOUTH CAROLINA DEPT OF HEALTH AND ENVIRONMENT CONTROL		11	39	78%	50
TRADITIONAL HOME HEALTH OF PALM BEACH INC		49	1	2%	50
WALGREENS #10373		48	2	4%	50
HEALTH FIRST - CAPE CANAVERAL HOSPITAL		1	48	98%	49
SOFT CELL LABORATORIES		45	4	8%	49
HCTB INC		47	2	4%	49
USF		1	48	98%	49
DOH		23	26	53%	49
NORTHBROOK CENTER FOR□		47	2	4%	49
PERSONAL PEDIATRICS		42	7	14%	49
MIRIMUS CLINICAL LABS	1	20	28	57%	49
MEADOWCREST FAMILY PHYSICIANS PA	1	27	21	43%	49
ST VINCENTS PRIMARY CARE		44	5	10%	49
CAMBRIDGE SECURITY SERVICES		46	3	6%	49
SOLARIS SENIOR LIVING NORTH NAPLES		48	1	2%	49
RAINBOW PEDIATRICS PC LLC / BREAKFAST POINT		38	11	22%	49
ADVENT HEALTH EXPRESS CARE		4	45	92%	49
ALLEGRO		47	2	4%	49
FUTURE PEDIATRICS		46	3	6%	49
SEWANEE MOLECULAR DIAGNOSTICS LABORATO		48			48
BAY CENTER HURRICANE SHELTER		48			48
MINUTECLINIC DIAGNOSTIC OF HAWAII LLC		42	6	13%	48
GRAND AVENUE RX			48	100%	48
POPLAR HEALTHCARE PLLC	1	11	36	75%	48
THE TERRACE OF JACKSONVILLE		3	45	94%	48
ERDOX		46	2	4%	48
PREMIER MEDICAL ASSOCIATES		46	2	4%	48
GRACE MEDICAL HOME		37	11	23%	48
GRAND OAKS OF PALM CITY LLC□	1	41	6	13%	48

COVID-19: testing by laboratory

Data through Mar 12, 2021 verified as of Mar 13, 2021 at 09:25 AM

Data in this report are provisional and subject to change.

The numbers in the table below represent the number of Florida and non-Florida residents for whom test results were received by the Department of Health. A person can be tested by more than one laboratory and can have both positive and negative results. **Therefore, the sum of the numbers in each column will be larger than the total number of people tested.**

Reporting lab	Inconclusive	Negative	Positive	Percent positive	Total
COURTYARD GARDENS OF JUPITER		48			48
NAPLES PEDIATRICS INC		43	5	10%	48
PREMIER COMMUNITY HEALTHCARE GROUP INC		46	2	4%	48
PRACTICE MANAGEMENT OF AMERICA, INC.		7	41	85%	48
CAREMED INTERNAL MEDICINE		30	18	38%	48
HILA BECKERMAN MD LLC	1	44	3	6%	48
PHILLIPPE RIDGE		36	12	25%	48
NAVARRE GARDENS		41	6	13%	47
THE TRADITION OF THE PALM BEACHES		46	1	2%	47
FELICIDAD MEDICAL CENTER		1	46	98%	47
BRADFORD COUNTY HEALTH DEPARTMENT		46	1	2%	47
COMPLETE HOME CARE OF THE PALM BEACHES LLC		43	4	9%	47
CAPE REGIONAL MEDICAL CENTER		45	2	4%	47
HERNANDO ENDOSCOPY AND SURGERY CENTER		36	11	23%	47
ERIC C MRSHAL, MD, PC #1842		44	3	6%	47
KESHAV RX LLC		39	8	17%	47
INTERLAB		1	46	98%	47
NEW YORK PRESBYTERIAN - QUEENS DIAGNOSTIC		44	3	6%	47
SOUTHSIDE HOSPITAL NORTHWELL HEALTH LABORATORY		40	7	15%	47
FHMG_CTR FOR SENIOR HEALTH		42	5	11%	47
S-H THIRTY FIVE OPCO - LUTZ, LLC		45	1	2%	46
MOBILE DOC FL, LLC		29	17	37%	46
FAMILY EXTENDED CARE OF WINTER HAVEN		44	2	4%	46
ADVENT HEALTH - LAKE WALES		34	12	26%	46
HOME CARE PHARMACY		46			46
BENTLEY VILLAGE II		37	9	20%	46
EMERGENCY PHYSICIANS MEDICAL CENTER LLC		28	18	39%	46
H LEE MOFFITT CANCER CENTER MICRO		46			46
SONORAN DESERT PATHOLOGY ASSOCIATES		3	43	93%	46
COLLIER BLVD HMA PHYSICIAN MANAGEMENT LLC		46			46
ADVENT HEALTH MEDICAL GROUP OB GYN AT		40	6	13%	46
AESTHETIC SURGERY CENTER OF WINTER PARK, THE	3	39	4	9%	46
PREMIER PLACE HEALTHCARE AT THE GLENVIEW		46			46
Citymd Of Toms River		40	6	13%	46
HARTFORD HEALTH SERVICES LLC		46			46
WE SCREEN LLC		46			46
EAST MANATEE FAMILY	1	1	44	96%	46
MADISON COUNTY MEMORIAL HOSPITAL LABORATORY		15	31	67%	46
WG EVERGREEN WOODS SH LLC		46			46
KAPG ST AUGUSTINE SENIOR HOUSING OPCO LLC		37	9	20%	46
GRAND VILLA OF LAKE LAND		41	5	11%	46
STUART URGENT CARE			45	100%	45
BRP SH OPCO LLC		45			45
NORTH FLORIDA / SOUTH GEORGIA VETERANS HEALTH SYSTEM		1	44	98%	45
CITYMD OF MANAHAWKIN		43	2	4%	45
FAMILY HEALTH CENTER		32	13	29%	45

COVID-19: testing by laboratory

Data through Mar 12, 2021 verified as of Mar 13, 2021 at 09:25 AM

Data in this report are provisional and subject to change.

The numbers in the table below represent the number of Florida and non-Florida residents for whom test results were received by the Department of Health. A person can be tested by more than one laboratory and can have both positive and negative results. **Therefore, the sum of the numbers in each column will be larger than the total number of people tested.**

Reporting lab	Inconclusive	Negative	Positive	Percent positive	Total
WINTER GARDEN REHAB AND NURSING CENTER		41	4	9%	45
SOUTHPORT SQUARE HARBOUR HEALTH		45			45
ALLIANCE OF PHYSICIANS AGAINST COVID-19			45	100%	45
REDI-MED WALK-IN FAMILY CARE			45	100%	45
NEXT MOLECULAR ANALYTICS		14	31	69%	45
COLLIER COUNTY JAIL		45			45
NEOGENOMICS LABORATORIES INC		45			45
COLLIER URGENT CARE CENTERS		44	1	2%	45
CALHOUN COUNTY HEALTH DEPT		20	25	56%	45
NIGHT LITE PEDIATRICS CENTER LLC		10	35	78%	45
CENTRA CARE - LAKE NONA		5	40	89%	45
TAMPA BAY CONCIERGE DOCTOR, LLC		42	2	5%	44
SUMTER PEDIATRICS		41	3	7%	44
MORTON PLANT			44	100%	44
PEDIATRICS OF CENTRAL FLORIDA - SAINT CLOUD	2	40	2	5%	44
MARIANNA HEALTH AND REHABILITATION CENTER		43	1	2%	44
QHC UPSTATE MEDICAL PC		36	8	18%	44
HOLY NAME HOSPITAL LABORATORY		42	2	5%	44
THE MERIDIAN AT BOCA RATON	1	43			44
FLORIDA HOSPITAL		28	16	36%	44
Gulf Shore Care Center		39	5	11%	44
TGH URGENT CARE POWERED BY FAST TRACK			43	100%	43
LAKE MARY KIDS CENTRA CARE		33	10	23%	43
ST ANTHONYS PRIMARY CARE LLC/JACKSON STREET			43	100%	43
SAN CARLOS PHARMACY		39	4	9%	43
MINUTE CLINIC INCORPORATE		36	7	16%	43
PATRICK MANOR INCORPORATED		43			43
CORNERSTONE PEDIATRICS		33	10	23%	43
WALGREENS 3145		40	3	7%	43
LARA HEALTH AND WELLNESS CENTER LLC		43			43
WOLFF CTR FOR CHILD & ADOLESCENT HEALTH PLLC,THE		26	17	40%	43
PRINCETON VILLAGE		39	4	9%	43
BRANCH MEDICAL CLINIC			43	100%	43
RADIOLOGY ASSOCIATES OF VENICE AND ENGLEWOOD		41	2	5%	43
DOT DOC SARASOTA		41	2	5%	43
Guardian Care Nursing and Rehabilitation Center		43			43
TALLAHASSEE VA OPC		41	2	5%	43
LINCOLN DIAGNOSTIC LAB		41	2	5%	43
CENTRAL FLORIDA PEDIATRICS		17	26	60%	43
ISLAND URGENT CARE PLLC		40	2	5%	42
SUNCOAST TECHNICAL COLLEGE SCHOOL OF HEALTH		42			42
DUVAL PHARMACY		31	11	26%	42
PANCARE HEALTH - BAY COUNTY - YOUNGSTOWN		38	4	10%	42
GRAMERCY PARK URGENT CARE		40	2	5%	42
SPRING MANOR ASSISTED LIVING		42			42
KIVA AT CANTERBURY		25	17	40%	42

COVID-19: testing by laboratory

Data through Mar 12, 2021 verified as of Mar 13, 2021 at 09:25 AM

Data in this report are provisional and subject to change.

The numbers in the table below represent the number of Florida and non-Florida residents for whom test results were received by the Department of Health. A person can be tested by more than one laboratory and can have both positive and negative results. **Therefore, the sum of the numbers in each column will be larger than the total number of people tested.**

Reporting lab	Inconclusive	Negative	Positive	Percent positive	Total
ALL AMERICAN URGENT CARE			42	100%	42
LUTHERAN HAVEN EXTENDED CONGREGATE CAR		42			42
FIRST CHOICE URGENT CARE		12	30	71%	42
LONG ISLAND UNIVERSITY - POST CAMPUS		42			42
Atlantic Shore Nursing and Rehab		42			42
CLINICAL LABORATORY		42			42
VILLAGES VA CBOC	2	37	3	7%	42
LONG ISLAND JEWISH MED CTR		39	3	7%	42
PLAINVIEW URGENT CARE		40	2	5%	42
MAIMONIDES-SHALOM ACADEMY, INC		41	1	2%	42
BENTON HOUSE OF ST. JOHNS		40	2	5%	42
UNIVERSITY OF ALABAMA		38	3	7%	41
ROYAL PALM SENIOR RESIDENCE		41			41
PEDIATRICS OF CENTRAL FLORIDA KISSI		33	8	20%	41
ORANGE COUNTY CORRECTIONS HEALTH SERVICES		32	9	22%	41
ATRIA WILLOW WOOD		39	2	5%	41
STAT ONE URGENT CARE CENTER		2	39	95%	41
INTERCOASTAL MEDICAL GROUP			41	100%	41
AVALON PARK RETIREMENT RESIDENCE		40	1	2%	41
FLORIDA HOSPITAL NEW SMYRNA		4	37	90%	41
URGENT CARE & WELLNESS CENTER		10	31	76%	41
A & R RESEARCH GROUP		35	6	15%	41
WHITE-WILSON MEDICAL CENTER		30	11	27%	41
BRONX LEBANON HOSPITAL-MEDICAL CENTER		37	4	10%	41
UNION MEDICAL CARE PLLC		41			41
University Hills health and Rehabilitation		31	10	24%	41
LOURDES HOSPITAL INC		38	2	5%	40
CAPITAL REGIONAL MEDICAL CENTER		2	38	95%	40
MILLENNIA ADVANCED SCIENTIFIC LLC			40	100%	40
ADVENTIST HEALTH SYSTEM FLORIDA		27	13	33%	40
NORTHWELL HEALTH PLAINVIEW HOSPITAL LABORATORY		31	9	23%	40
PINES NURSING HOME		38	2	5%	40
VIP WALK IN CLINIC		19	21	53%	40
CITRUS COUNTY HEALTH DEPARTMENT		34	6	15%	40
NORTH CAROLINA DEPARTMENT OF HEALTH & HUMAN SERVICES	1		39	98%	40
ADVENT HEALTH CENTRA CARE - LAKELAND		30	10	25%	40
PRIDE DIAGNOSTICS		24	16	40%	40
BAPTIST URGENT CARE		37	3	8%	40
PACIFICA SENIOR LIVING OCALA		35	5	13%	40
CLINICAL PATHOLOGY LABORATORIES, INC		40			40
MID-FLORIDA PATHOLOGY, LLC		32	8	20%	40
LONGLEAF DIAGNOSTIC LABORATORIES		11	29	73%	40
VILLAGE ON THE ISLE		35	5	13%	40
IMA MEDICAL CENTER		25	14	36%	39
JUNIPER VILLAGE AT CAPE CORAL		34	5	13%	39
MEDEX MEDICAL EXPRESS OF PALATKA LLC			39	100%	39

COVID-19: testing by laboratory

Data through Mar 12, 2021 verified as of Mar 13, 2021 at 09:25 AM

Data in this report are provisional and subject to change.

The numbers in the table below represent the number of Florida and non-Florida residents for whom test results were received by the Department of Health. A person can be tested by more than one laboratory and can have both positive and negative results. **Therefore, the sum of the numbers in each column will be larger than the total number of people tested.**

Reporting lab	Inconclusive	Negative	Positive	Percent positive	Total
CLINICAL RESEARCH SEQUENCING PLATFORM		8	31	79%	39
LAKE CO EMPLOYEE HEALTH AND WELLNESS CENTER		35	4	10%	39
BAY COUNTY JAIL ANNEX		34	5	13%	39
GEORGE E WEEMS MEMORIAL HOSPITAL LAB		29	10	26%	39
GUYAN VALLEY WELLNESS CENTER		32	7	18%	39
BIOFIRE		7	32	82%	39
BAYSHORE PATHOLOGY CONSULTANTS PA		37	2	5%	39
MINUTECLINIC DIAGNOSTIC OF SOUTH CAROL		36	3	8%	39
MIAMI CLINICAL RESEARCH CORP			39	100%	39
CROSSROADS URGENT CARE		24	15	38%	39
BROOKDALE BRANDON	1	38			39
GENEXPERT			39	100%	39
OCOEE PEDIATRICS		32	7	18%	39
BRIDGEVIEW CENTER LLC		27	12	31%	39
WG BAYPOINT VILLAGE SH LLC		38	1	3%	39
LAKELAND REGIONAL HEALTH GATEWAY CENTER		16	23	59%	39
CARE 4 U MANAGEMENT, INC			39	100%	39
CEDAR CREEK AT KINGS BAY INC		39			39
BOND CLINIC, PA		9	29	76%	38
LAKE INTERNAL MEDICINE ASSOCIATES PA		32	6	16%	38
PREMISE HEALTH MIA		1	37	97%	38
ATRIA SAN PABLO		36	2	5%	38
MOLECULAR DIAGNOSTICS		5	33	87%	38
STEWARD MEDICAL GROUP, INC		21	17	45%	38
CCRC @ SUNFLOWER LLC		35	3	8%	38
IMA MEDICAL GROUP POINCIANA		15	23	61%	38
FLORIDA DEPARMENT OF HEALTH CLAY COUNTY		25	13	34%	38
M&V SAN JOSE MEDICAL CENTER			38	100%	38
HOMEWOOD RESIDENCE AT FREEDOM PLAZA		37	1	3%	38
AUTUMN OF SARASOTA		12	26	68%	38
LONGWOOD CARDIOLOGY			38	100%	38
LIGHTHOUSE PEDIATRICS OF NAPLES		33	4	11%	37
FAMILY EXTENDED CARE OF SEBRING INC		35	2	5%	37
ST AUGUSTINE PEDIATRIC ASSOC		33	4	11%	37
HR SARASOTA OPERATOR LLC		25	12	32%	37
THE COLLIER AT NAPLES		36	1	3%	37
ACCURATE DIAGNOSTIC LAB		35	2	5%	37
PATHOGENIUS LABORATORIES		30	7	19%	37
PONCE THERAPY CARE CENTER		34	3	8%	37
LYSTER ACH FT RUCKER AL		34	3	8%	37
COURTYARD GARDENS OF BOYNTON BEACH, LLC		34	3	8%	37
OPTUMCARE SOUTH FLORIDA, LLC		30	7	19%	37
CORRECTIONAL MEDICAL GROUP		27	10	27%	37
HOLZER HEALTH CENTER		5	32	86%	37
TAYLORVILLE FAMILY MEDICINE		30	7	19%	37
NIGHT LITE PEDIATRIC CENTER		10	27	73%	37

COVID-19: testing by laboratory

Data through Mar 12, 2021 verified as of Mar 13, 2021 at 09:25 AM

Data in this report are provisional and subject to change.

The numbers in the table below represent the number of Florida and non-Florida residents for whom test results were received by the Department of Health. A person can be tested by more than one laboratory and can have both positive and negative results. **Therefore, the sum of the numbers in each column will be larger than the total number of people tested.**

Reporting lab	Inconclusive	Negative	Positive	Percent positive	Total
SUNSHINE ASSISTED LIVING		37			37
BRANDON COMMUNITY HEALTH CENTER		29	8	22%	37
INNOVATION CLINICAL TRIALS, INC			37	100%	37
Bon Secours Maria Manor		32	5	14%	37
MAIN STREET MEDICAL CENTER OF CRESTVIEW PA		19	18	49%	37
EASTERN SHORE URGENT CARE		26	11	30%	37
CONNECTICUT DEPARTMENT OF HEALTH		22	15	41%	37
ANDALUSIA HEALTH		20	17	46%	37
ONE MILO		37			37
BREVARD HEALTH ALLIANCE INC		36	1	3%	37
THE MEDICAL GROUP OF SOUTH FLORIDA INC		33	3	8%	36
BELVEDERE COMMONS OF SUN CITY CENTER		36			36
GUIDEWELL EMERGENCY MEDICINE DOCTORS LLC		12	24	67%	36
HARMONY HEALTH OPCO, LLC		15	21	58%	36
WASHINGTON COUNTY HEALTH DEPARTMENT		24	12	33%	36
BVL/LITTLE ANGEL PEDIATRICS		36			36
BULLS HEAD URGENT CARE		34	2	6%	36
PROFESSIONAL PEDIATRICS		34	2	6%	36
STETSON UNIVERSITY STUDENT HEALTH CENTER		3	33	92%	36
ADVANCE URGENT CARE CENTER, LLC		1	35	97%	36
MAKO MEDICAL		21	15	42%	36
MINUTECLINIC DIAGNOSTIC OF RHODE ISLAND, LLC #1544		34	1	3%	35
VIKOR SCIENTIFIC		5	30	86%	35
MAINSTREET FAMILY URGENT CARE		1	34	97%	35
LPG PRIMARY CARE AT SURFSIDE		32	3	9%	35
NCHD		21	14	40%	35
PATHGROUP		9	26	74%	35
P23 LABS		35			35
ST. MARYS MEDICAL CENTER		1	34	97%	35
POARCH BANC CREEK INDIANS TRIBAL HEALTH DEPARTMENT			35	100%	35
CAREHERE LAKE SCHOOLS EMPLOYEE HEALTH CENTER		24	11	31%	35
ADVENT HEALTH - FISH MEMORIAL		2	33	94%	35
BENTON HOUSE OF CLERMONT		35			35
CDR MAGUIRE - MIAMI BEACH CC MISSION 17388		2	33	94%	35
COLLIER HMA PHYSICIAN MANAGEMENT LLC		27	8	23%	35
BOCA TOXICOLOGY LLC		33	2	6%	35
NEUROINTERNATIONAL SARASOTA		32	3	9%	35
IRL		4	31	89%	35
WUESTHOFF MEMORIAL HOSPITAL			35	100%	35
UNIVERSITY HOSPITAL		30	5	14%	35
ALWAYS BEST CARE SENIOR SERVICES		32	3	9%	35
PARKSIDE HEALTH AND REHABILITATION CENTER			35	100%	35
JOHN KNOX VILLAGE OF CENTRAL FLORIDA		30	4	12%	34
SOUTHCOR LABORATORY		4	30	88%	34
RASHDA ALBIBI M.D. P.A.		31	3	9%	34
TUSCAN GARDENS OF DELRAY BEACH MANAGEMENT COMPANY,		34			34

COVID-19: testing by laboratory

Data through Mar 12, 2021 verified as of Mar 13, 2021 at 09:25 AM

Data in this report are provisional and subject to change.

The numbers in the table below represent the number of Florida and non-Florida residents for whom test results were received by the Department of Health. A person can be tested by more than one laboratory and can have both positive and negative results. **Therefore, the sum of the numbers in each column will be larger than the total number of people tested.**

Reporting lab	Inconclusive	Negative	Positive	Percent positive	Total
PECONIC BAY MEDICAL CENTER LABORATORY		26	8	24%	34
LONG TERM CARE OF GULF BREEZE LLC		30	4	12%	34
SANTA BARBARA CARE CENTER		18	16	47%	34
MINUTECLINIC, LLC		30	4	12%	34
PARAMOUNT WALK-IN CLINIC		1	33	97%	34
ASHTON PLACE	3	27	4	12%	34
FHMG-FLORIDA HOSPITAL MEDICAL GROUP		25	9	26%	34
NORTH FLORIDA PEDIATRICS - JACKSONVILLE		30	4	12%	34
ST LUCIE COUNTY JAIL		25	9	26%	34
JFK MEDICAL CENTER NORTH LAB		1	33	97%	34
REDI-MED WALK IN FAMILY CLINIC			34	100%	34
AYERS NURSING AND REHABILITATION CENTER		34			34
MEDCOMP SCIENCES			34	100%	34
POINTE AT NEW PORT PLACE,THE		34			34
ENCOMPASS HEALTH REHABILITATION HOSPITAL OF LARGO		31	3	9%	34
HARBORCHASE OF WELLINGTON CROSSING		32	2	6%	34
FLORIDA PEDIATRIC GROUP PA		28	6	18%	34
BIOREFERENCE LABORATORIES INC		3	30	91%	33
Consulate Health Care of Orange Park		27	6	18%	33
GREENRIDGE GROUP HOME	3	11	19	58%	33
LPG PULMONOLOGY-COCONUT POINT		28	5	15%	33
ROADS PEDIATRICS,LLC		31	2	6%	33
Kensington Gardens		33			33
SANFORD MOBILE LAB PGA TOUR		32	1	3%	33
THE SPRINGS OF PARC HILL		32	1	3%	33
BAY STREET PHARMACY		31	2	6%	33
PHYSICIAN ASSOCIATES LLC		26	7	21%	33
PHOSPHORUS DIAGNOSTICS		27	6	18%	33
METRO KNOXVILLE HMA		25	8	24%	33
VILLA COURT LLC		33			33
CORAL HOUSE ASSISTED LIVING COMMUNITY LLC		33			33
WESTWOOD NURSING AND REHABILITATION		28	5	15%	33
NIGHT LITE PEDIATRICS URGENT CARE CENTER			33	100%	33
WELLMED AT NEW TAMPA		23	10	30%	33
MINUTECLINIC DIAGNOSTIC OF NORTH CAROLINA		32	1	3%	33
ADVENTHEALTH MEDICAL GROUP MULTISPECIALTY			33	100%	33
VETERAN AFFAIRS MEDICAL CENTER - JAMES J PETERS		30	3	9%	33
PORT SAINT JOHN FAMILY PRACTICE		21	12	36%	33
AHSE ROP		32	1	3%	33
CVS MINUTE CLINIC DIAGNOSTIC OF NORTH CAROL		27	6	18%	33
CENTRAL FLORIDA HEALTH CARE INC WAUCHULA SITE 2		26	7	21%	33
BOND CLINIC		3	30	91%	33
ALAN A SMITH MD LLC		31	2	6%	33
PRINCIPLE LABORATORY		29	3	9%	32
COLORADO DEPARTMENT OF HEALTH LABORATORY SERVICES DIVISION			32	100%	32
AMMON ANALYTICAL LABORATORIES		28	4	13%	32

COVID-19: testing by laboratory

Data through Mar 12, 2021 verified as of Mar 13, 2021 at 09:25 AM

Data in this report are provisional and subject to change.

The numbers in the table below represent the number of Florida and non-Florida residents for whom test results were received by the Department of Health. A person can be tested by more than one laboratory and can have both positive and negative results. **Therefore, the sum of the numbers in each column will be larger than the total number of people tested.**

Reporting lab	Inconclusive	Negative	Positive	Percent positive	Total
BROOKDALE CANOPY OAKS			32	100%	32
Heartland Health Care Center North Sarasota		18	14	44%	32
UNION MEDICAL CARE		32			32
WESTMINSTER ST AUGUSTINE		32			32
SOUTHEASTERN OUTPATIENT SURGERY CENTER		29	3	9%	32
OPIS COQUINA CENTER		32			32
MINUTE CLINIC LLC #2216		30	2	6%	32
FLORIDA DEPARTMENT OF HEALTH IN MONROE COUNTY		26	6	19%	32
VETERANS HOME			32	100%	32
LAKE COUNTY SCHOOLS EMPLOYEE HEALTH CENTER		21	11	34%	32
TRADITIONAL HOME CARE INC		31	1	3%	32
JACKSON HEALTH SYSTEM		1	31	97%	32
ADULT MEDICINE OF LAKE COUNTY INC			32	100%	32
WALK IN MEDICAL URGENT CARE		32			32
MINUTECLINIC DIAGNOSTIC OF MICHIGAN		29	3	9%	32
PASSPORT HEALTH ORLANDO		32			32
IPSUM DIAGNOSTICS		3	29	91%	32
VETERANS AFFAIRS MEDICAL CENTER - NEW YORK HARBOR		31	1	3%	32
LPG CONVENIENT CARE AT METRO		29	3	9%	32
DCH REGIONAL MEDICAL CENTER LABORATORY		31	1	3%	32
BASSETTI MEDICAL RESEARCH INC		26	6	19%	32
EVERLYWELL		18	13	42%	31
FLAGLER HOSPITAL INC	2		29	94%	31
D W MCMILLAN MEMORIAL HOSPITAL		20	11	35%	31
PREMIER URGENT CARE CENTER LLC			31	100%	31
REGENCY PARK ASSISTED LIVING FACILITY		29	2	6%	31
AMERICAN ESOTERIC LABORATORIES		15	16	52%	31
ST JOSEPHS CHILDRENS OUTREACH			31	100%	31
ATLAN		26	5	16%	31
DISCOVERY COMMONS AT BRADENTON		31			31
HEALTH FIRST - VIERA HOSPITAL		1	30	97%	31
UR CARE FAMILY AND SPORTS MEDICINE			31	100%	31
STATEN ISLAND UNIVERSITY HOSPITAL-POUCH		30	1	3%	31
SOMA MEDICAL CENTER PA #3			31	100%	31
EASYCARE WALK-IN CLINIC	1	11	19	61%	31
ST JOSEPHS HOSPITAL SOUTH HOSPITAL			31	100%	31
COMMUNITY MEDICAL CARE CENTER INC			31	100%	31
UNIPATH		24	7	23%	31
FAMILY AND INTERNAL MEDICINE AT AVALON PARK		27	4	13%	31
ADVENTHEALTH MEDICAL GROUP FAMILY MEDICINE		26	5	16%	31
JAMAICA HOSPITAL MEDICAL CENTER		28	3	10%	31
ENT AND ALLERGY ASSOCIATES OF FLORIDA LLC		30	1	3%	31
ADVENTHEALTH MEDICAL GROUP FAMILY MEDICINE AT RDV		31			31
MIDDLETOWN MEDICAL P C		22	9	29%	31
LabCorp L#09258130 M#09258125		12	19	61%	31
FORT CAROLINE GARDENS, INC		29	2	6%	31

COVID-19: testing by laboratory

Data through Mar 12, 2021 verified as of Mar 13, 2021 at 09:25 AM

Data in this report are provisional and subject to change.

The numbers in the table below represent the number of Florida and non-Florida residents for whom test results were received by the Department of Health. A person can be tested by more than one laboratory and can have both positive and negative results. **Therefore, the sum of the numbers in each column will be larger than the total number of people tested.**

Reporting lab	Inconclusive	Negative	Positive	Percent positive	Total
COLLIER ANESTHESIA PAIN LLC		31			31
ADVANCED URGENT CARE		12	19	61%	31
MICHAEL J D'AMBROSE MD PA		29	2	6%	31
NAPHCARE, INC.		21	10	32%	31
ALABAMA CLINICS		16	15	48%	31
BOCA BIOLISTIC REFERENCE LAB			30	100%	30
COUNTY OF LOS ANGELES			30	100%	30
AMELIA ASSISTED LIVING FACILITY		30			30
ADVENT HEALTH PRIMARY CARE PLUS, WINTER GARDEN		26	4	13%	30
AMEERAH LABS			30	100%	30
UNIVERSITY MEDICAL CTR OF PRINCETON AT		28	2	7%	30
MAGNOLIA DIAGNOSTICS, LLC		3	27	90%	30
WEINBERG VILLAGE		29	1	3%	30
AMBRY GENETICS CORPORATION	20	10			30
PERDIDO URGENT CARE		1	29	97%	30
CITY OF CAPE CORAL		25	5	17%	30
LAKE MARY - STIRLING CENTER SUITE 202			30	100%	30
CLINCLOUD, LLC			30	100%	30
Okeechobee Health Care Facility		16	14	47%	30
WALGREENS COVID-19		26	4	13%	30
LABCORP		12	18	60%	30
OAK HARBOR ASSISTED LIVING FACILITY		27	3	10%	30
MEDICAL PAVILION CLINIC		19	11	37%	30
RESIDENTIAL PLAZA AT BLUE LAGOON INC		27	3	10%	30
ISLAND LAKE CENTER		12	18	60%	30
HERITAGE WATERSIDE		27	3	10%	30
WARDE MEDICAL LABORATORY		22	8	27%	30
THE TERRACE AT IVY ACRES ALF		11	19	63%	30
Wiregrass Rehabilitation Center and Nursing Home		28	2	7%	30
RENAISSANCE SENIOR LIVING	1	28			29
HOLLISMED LLC		27	2	7%	29
OAKMONTE VILLAGE		28	1	3%	29
CITRUS CARE CLINIC			29	100%	29
PRO HEALTH HARMONY		29			29
DAVID LAWRENCE CENTER		25	4	14%	29
CDC		17	12	41%	29
CENTER ONE SURGERY CENTER		24	5	17%	29
ROBERT H JENKINS JR VETERANS' DOMICILIARY HOME OF		26	3	10%	29
NURSES HELPING HANDS INC ALF		29			29
JUPITER MEDICAL CENTER PHYSICIANS GROUP, INC		26	3	10%	29
ISLAMORADA VILLAGE OF ISLANDS FIRE RESCUE		27	2	7%	29
EP MEDICAL EQUIPMENT PHARMACY		26	3	10%	29
COMPREHENSIVE CHILDCARE		23	6	21%	29
LAKE SHERIFF		28	1	3%	29
P4CLINICAL	3	2	24	83%	29
STEWART MELBOURNE HOSPITAL			29	100%	29

COVID-19: testing by laboratory

Data through Mar 12, 2021 verified as of Mar 13, 2021 at 09:25 AM

Data in this report are provisional and subject to change.

The numbers in the table below represent the number of Florida and non-Florida residents for whom test results were received by the Department of Health. A person can be tested by more than one laboratory and can have both positive and negative results. **Therefore, the sum of the numbers in each column will be larger than the total number of people tested.**

Reporting lab	Inconclusive	Negative	Positive	Percent positive	Total
SANDALWOOD NURSING CENTER		29			29
NEMOURS CHILDRENS CLINIC		22	7	24%	29
PANCARE HEALTH - BONIFAY K-8			29	100%	29
SUNTREE INTERNAL MEDICINE		29			29
FAMILY CARE PARTNERS URGENT CARE LLC		23	6	21%	29
UNIV OF ROCHESTER-STRONG MEMORIAL HOSP		28	1	3%	29
FAST PACE MEDICAL CLINIC		26	3	10%	29
STUART REHABILITATION AND HEALTHCARE		14	15	52%	29
DUVAL COUNTY HEALTH DEPARTMENT		29			29
CAPE CORAL HOSPITAL ABG LABORATORY		16	13	45%	29
PREMIUM HEALTH SERVICES OF TAMPA BAY LLC		16	13	45%	29
A AND R RESEARCH GROUP LLC		25	4	14%	29
PALM GARDEN OF JACKSONVILLE		27	2	7%	29
BAPTIST PRIMARY BLACK CREEK SOUTH			28	100%	28
KEY PRIMARY CARE			28	100%	28
LABORATORY ALLIANCE OF CENTRAL NEW YORK		27	1	4%	28
LAKE PLACID HEALTH AND REHABILITATION		1	27	96%	28
GROWING TOGETHER PEDIATRICS, LLC		24	4	14%	28
ASTORIA HEALTH AND REHABILITATION CENTER		27	1	4%	28
CHILDREN'S MEDICAL CENTER			28	100%	28
GRAND VILLA OF NEW PORT RICHEY		21	7	25%	28
Cleveland Clinic Laboratories		4	24	86%	28
PORT ST LUCIE HOSPITAL		25	3	11%	28
LAKELAND NURSING AND REHABILITATION CENTER			28	100%	28
ST PETER'S BENDER LABORATORY		27	1	4%	28
CARILLON SPORTS AND FAMILY MEDICINE		21	7	25%	28
MARION PEDIATRICS PA		21	7	25%	28
ACTIVE SENIOR LIVING		26	2	7%	28
LONG BEACH URGENT CARE		28			28
BROOKDALE PHILLIPPI CREEK			28	100%	28
URGENT CARE CENTER			28	100%	28
CERON PEDIATRICS & INTEGRATIVE MEDICIN		28			28
RIVERHEAD URGENT CARE		27	1	4%	28
FAMILY CARE PARTNERS		18	10	36%	28
ROCKLAND URGENT CARE FAMILY HEALTH NP		27	1	4%	28
UCLA HEALTHCARE CLINICAL LABS		23	5	18%	28
FORT VALLEY STATE UNIVERSITY		27	1	4%	28
ADVENTHEALTH MEDICAL GROUP FAMILY & INTERNAL		10	18	64%	28
PALMS, THE		28			28
ORANGE PEDIATRICS			28	100%	28
ACCESS 365 URGENT CARE		8	20	71%	28
PALM POINT BEHAVIORAL HEALTH		28			28
NORTH PINELLAS CHILDRENS MEDICAL CENTER			28	100%	28
THORNBURG PEDIATRICS		26	2	7%	28
EDEN AT CRESTVIEW		12	16	57%	28
SIDDH INC DBA SAN CARLOS PHARMACY		26	2	7%	28

COVID-19: testing by laboratory

Data through Mar 12, 2021 verified as of Mar 13, 2021 at 09:25 AM

Data in this report are provisional and subject to change.

The numbers in the table below represent the number of Florida and non-Florida residents for whom test results were received by the Department of Health. A person can be tested by more than one laboratory and can have both positive and negative results. **Therefore, the sum of the numbers in each column will be larger than the total number of people tested.**

Reporting lab	Inconclusive	Negative	Positive	Percent positive	Total
PINELLAS INTERNAL MEDICINE ASSOCIATES	1	26	1	4%	28
NATIONAL MENTOR HEALTHCARE LLC			27	100%	27
HEALTHPARK MEDICAL CENTER ABG LAB		26	1	4%	27
SUNSHINE PEDIATRICS OF CENTRAL FLORIDA PL		25	2	7%	27
GULFSIDE HOSPICE INC		24	3	11%	27
SYNIVERSE WELLNESS CENTER		23	4	15%	27
MIGUEL E TREVINO MD PA		23	4	15%	27
INFINITY BIOLOGIX LLC OAKDALE		26	1	4%	27
INTERIM HEALTHCARE OF NORTHWEST FLORIDA INC		25	2	7%	27
CHILDRENS MEDICAL CENTER			27	100%	27
WIREGRASS CLINIC LLC		22	5	19%	27
ARCPPOINT LABS OF WEST PALM BEACH			27	100%	27
BROOKDALE UNIVERSITY HOSPITAL		25	2	7%	27
MINUTECLINIC DIAGNOSTIC OF RHODE ISLAND, LLC #212		27			27
RESIDENCE AT BAY VUE		26	1	4%	27
TGH URGENT CARE - RIVERVIEW			27	100%	27
WEISS PEDIATRIC CARE LLC		16	11	41%	27
BITTINGS APOTHECARY INC		23	4	15%	27
CIGNA PBSO WEST PALM			27	100%	27
MINUTECLINIC DIAGNOSTIC OF LOUISIANA		26	1	4%	27
SPANISH RIVER HIGH SCHOOL ESE		23	4	15%	27
MINUTE CLINIC, LLC DBA MINUTECLINIC #4505		25	2	7%	27
EXPRESS CARE OF BELLEVIEW		27			27
ATRIA LADY LAKE		27			27
VICK STREET MANOR		27			27
BROOKDALE SOUTHPOINT			27	100%	27
SUNCOAST LABS			27	100%	27
LEXINGTON PLACE SENIOR LIVING COMMUNITY		27			27
LOOP PEDIATRICS		22	5	19%	27
COLORADO DEPARTMENT OF PUBLIC HEALTH AND ENVIRONMENT			26	100%	26
FIRST CHOICE PEDIATRICS LOOP		24	2	8%	26
MONCRIEF ARMY HEALTH CLINIC			26	100%	26
PALM BEACH COUNTY FIRE RESCUE		24	2	8%	26
VASSAR BROTHERS MEDICAL CENTER LABORATORY		25	1	4%	26
MINUTE CLINIC DIAGNOSTIC OF SC, LLC #75		25	1	4%	26
HOLIDAY MEDICAL ASSOCIATES		1	25	96%	26
RAINBOW PEDIATRICS		1	25	96%	26
PULMONARY SPECIALISTS OF THE PALM BEACHES		16	10	38%	26
EAST HILL MEDICAL GROUP		17	9	35%	26
MONTEFIORE NEW ROCHELLE HOSPITAL		24	2	8%	26
BOCA SIMON LAB		1	25	96%	26
SANITAS		4	22	85%	26
EPIC REFERENCE LABS INC			26	100%	26
THE MINIER URGENT CARE		20	6	23%	26
WEST BROWARD CARE CENTER		24	2	8%	26
GRAND LIVING AT LAKEWOOD RANCH		25	1	4%	26

COVID-19: testing by laboratory

Data through Mar 12, 2021 verified as of Mar 13, 2021 at 09:25 AM

Data in this report are provisional and subject to change.

The numbers in the table below represent the number of Florida and non-Florida residents for whom test results were received by the Department of Health. A person can be tested by more than one laboratory and can have both positive and negative results. **Therefore, the sum of the numbers in each column will be larger than the total number of people tested.**

Reporting lab	Inconclusive	Negative	Positive	Percent positive	Total
UNIVERSITY OF ILLINOIS VETERINARY DIAG		25	1	4%	26
ABL MEDICAL CARE LLC			26	100%	26
ADVENT HEALTH PARTIN SETTLEMENT HEALTH PARK		18	8	31%	26
BROWARD HEALTH IMPERIAL POINT NURSING			26	100%	26
VANDERBILT UNIVERSITY MEDICAL CENTER		22	4	15%	26
SHERMAN-ABRAMS LABORATORY INC		23	3	12%	26
HUNTINGTON STATION URGENT CARE		25	1	4%	26
URGENT FAMILY CARE INC		23	3	12%	26
OAKTREE HEALTHCARE			26	100%	26
LAKES DIALYSIS CENTER INC			26	100%	26
MINUTECLINIC DIAGNOSTIC MEDICAL GROUP		24	2	8%	26
COLONY CARE CENTER		16	10	38%	26
REHAB AND HEALTHCARE CENTER OF CAPE CORAL		26			26
LOT HEALTH SERVICES	1	25			26
DARDEN WELLNESS CENTER		23	3	12%	26
WAKULLA COUNTY HEALTH DEPARTMENT		12	14	54%	26
DOCTOR TODAY TLC LLC			26	100%	26
FLORIDA PRESBYTERIAN HOMES INC		25	1	4%	26
FLORIDA ENDOSCOPY & SURGERY CTR LLC		26			26
PINELLAS 1 HOME HEALTH CARE CORP		26			26
DELRAY BEACH FACIAL PLASTIC SURGERY		25			25
BUREAU OF PUBLIC HEALTH	1	5	19	76%	25
MINUTE CLINIC DIAGNOSTIC OF VIRGINIA		20	5	20%	25
MADWAR		19	6	24%	25
GASTROENTEROLOGY ASSOCIATES OF PENSACOLA PA		22	3	12%	25
CARDIOLOGY AND MEDICINE ASSOCIATES INC		25			25
ORLANDO CLINICAL RESEARCH CENTER		23	2	8%	25
ST. CLOUD HOSPITAL		20	5	20%	25
LEE COMMUNITY HEALTHCARE - LEHIGH		23	2	8%	25
THE WATERMARK AT VISTAWILLA		25			25
TREEHOUSE PEDIATRICS & FAMILY CARE		25			25
MD NOW MEDICAL CENTERS INC		3	22	88%	25
RJ LEE GROUP	1	23	1	4%	25
GOOD SAMARITAN HOSPITAL LABORATORY		22	3	12%	25
COASTAL SKIN SURGERY AND DERMATOLOGY		18	7	28%	25
WINDSOR WOODS REHAB & HEALTHCARE CTR		24	1	4%	25
TALLAHASSEE DEVELOPMENTAL CENTER		24	1	4%	25
CARE HERE		3	22	88%	25
ARCPOINT LABS OF FORT LAUDERDALE		25			25
MD BEAUTY LABS, PA		23	2	8%	25
SOUTH FLORIDA DIALYSIS CENTER		8	17	68%	25
Clearwater Center		11	14	56%	25
COASTAL COMPLETE CARE		11	14	56%	25
WOMENS CARE FLORIDA LABORATORY		25			25
UNION CHD		22	3	12%	25
ASSISTED LIVING OF BROWARD		25			25

COVID-19: testing by laboratory

Data through Mar 12, 2021 verified as of Mar 13, 2021 at 09:25 AM

Data in this report are provisional and subject to change.

The numbers in the table below represent the number of Florida and non-Florida residents for whom test results were received by the Department of Health. A person can be tested by more than one laboratory and can have both positive and negative results. **Therefore, the sum of the numbers in each column will be larger than the total number of people tested.**

Reporting lab	Inconclusive	Negative	Positive	Percent positive	Total
FEDERAL PRISON CAMP PENSACOLA			25	100%	25
WESTPAC LABS		1	24	96%	25
MARTHA'S HOUSE & ASSISTED LIVING FACILITY		25			25
PARK MEADOWS HEALTH AND REHABILITATION CENTER		25			25
CANTON-POTSDAM HOSPITAL LABORATORY		24	1	4%	25
ADVENT HEALTH - LAKE MARY PEDIATRICS		16	9	36%	25
KIVA AT CANTERBURY, LLC		25			25
DOCTORS CENTER PA,THE		22	2	8%	24
MAGNOLIA PEDIATRICS		4	20	83%	24
HENNEPIN COUNTY MEDICAL CENTER (HCMC)		13	11	46%	24
MARYLAND DEPARTMENT OF HEALTH			24	100%	24
CARENOW - DOWNTOWN NORTH GULCH		23	1	4%	24
PHYSICIANS PRIMARY CARE OF SW FLORIDA PL		24			24
VILLAGES REHABILITATION AND NURSING CENTER		24			24
Grand Villa of Clearwater		22	2	8%	24
COURTYARDS OF ORLANDO		24			24
MED PLUS FLORENCE		20	4	17%	24
THE COMMONWEALTH OF MASSACHUSETTS			24	100%	24
ADVENT HEALTH EXPRESS		9	15	63%	24
ENGLEWOOD HOSPITAL AND MEDICAL CENTER		19	5	21%	24
PHYSICIANS STAT		3	21	88%	24
SUMMIT MEDICAL GROUP - 75 E NORTHFIELD		22	2	8%	24
SPRINGWOOD COURT		19	5	21%	24
ATRIA AT ST JOSEPHS		24			24
SUNQUEST		3	21	88%	24
MINUTECLINIC, LLC #08366		19	5	21%	24
JOSEF SCHENKER MD PC		24			24
THE LODGE AND REHABILITATION CENTER		9	15	63%	24
AIR, LAND & SEA PHYSICALS & CONSULTATIONS, LLC		23	1	4%	24
MADISON COUNTY MEMORIAL HOSP		12	12	50%	24
CSH LAKE ORIENTA LP		24			24
JOSEPH SCHENKER MD PC DBA CENTERS URGENT		21	3	13%	24
COOPER HEALTHCARE		21	3	13%	24
CHIPOLA MEDICAL ASSOCIATES		4	20	83%	24
PACIFICA SENIOR LIVING FORT MYERS		15	9	38%	24
HIGHLANDS COUNTY FIRE RESCUE		24			24
URGENT CARE USA			24	100%	24
ROWLETT MIDDLE ACADEMY		22	2	8%	24
STEINHATCHEE DRUGS		19	5	21%	24
RAINBOW PEDIATRIC CENTER		2	22	92%	24
MID FLORIDA PATHOLOGY LLC		23	1	4%	24
ALAN SERURE MD		24			24
GRAND VILLA OF ALTAMONTE SPRINGS		17	7	29%	24
TRIPLE O MEDICAL SERVICES INC		22	2	8%	24
AVENTIS BIO-SERVICES CTL		24			24
MAYO CLINIC JACKSONVILLE		1	23	96%	24

COVID-19: testing by laboratory

Data through Mar 12, 2021 verified as of Mar 13, 2021 at 09:25 AM

Data in this report are provisional and subject to change.

The numbers in the table below represent the number of Florida and non-Florida residents for whom test results were received by the Department of Health. A person can be tested by more than one laboratory and can have both positive and negative results. **Therefore, the sum of the numbers in each column will be larger than the total number of people tested.**

Reporting lab	Inconclusive	Negative	Positive	Percent positive	Total
SENIOR LIVING IV SUN CITY LLC		17	7	29%	24
HEALTH MED CENTERS		24			24
Summit Medical Group Westfield Lab		21	3	13%	24
STATE LAB		2	22	92%	24
ADVENT HEALTH MEDICAL GROUP- FAMILY MEDICINE AT DR. PHILIPS		19	5	21%	24
GRAND VILLA OF ST. PETERSBURG		22	2	8%	24
PRIME CARE ONE LLC/HARBORCHASE OF VENICE			24	100%	24
WELLSNOW URGENT CARE		23	1	4%	24
HERITAGE OAKS ASSISTED LIVING & MEMORY CARE		20	4	17%	24
TARPON BAYOU CENTER			24	100%	24
LABORATORY DYNAMICS		20	4	17%	24
SENIOR HEALTH OF WINTER PARK DUNDEE		24			24
PARK WEST MEDICAL CENTER		23	1	4%	24
THE CHAPPEL GROUP RESEARCH		24			24
CVS NY4098030POCT NEW YORK		24			24
CENTERPLACE HEALTH		3	21	88%	24
WESTMINSTER WOODS ON JULINGTON CREEK		22	2	8%	24
OMEGA LABORATORIES		19	4	17%	23
NOBLE SENIOR LIVING		3	20	87%	23
WOODHOUSE INC		17	6	26%	23
TIFFANY LAKE CARE CENTERS INC		23			23
NEWYORK-PRESBYTERIAN/ LAWRENCE HOSPITAL LABORATORY		21	2	9%	23
ISLAND COAST PEDIATRICS PA		22	1	4%	23
MINIMALLY INVASIVE VASCULAR INC		21	2	9%	23
BROOKWOOD BAPTIST MEDICAL CENTER		22	1	4%	23
EGL GENETIC DIAGNOSTICS		1	22	96%	23
UF HEALTH NORTH JACKSONVILLE			23	100%	23
PALMETTO PEDIATRICS			23	100%	23
EMORY BENNETT VETERANS NURSING HOME	1	22			23
BAYCARE HEALTH SYSTEMS, LLC			23	100%	23
NOVANT HEALTH		17	6	26%	23
SARASOTA MEMORIAL NURSING & REHABILITATION CTR		23			23
SHORE MEMORIAL HOSPITAL		20	3	13%	23
SANFORD PEDIATRIC ASSOCIATES, PA		21	2	9%	23
CORE LABORATORY		1	22	96%	23
WUESTHOFF MEDICAL CENTER-MELBOURNE			23	100%	23
PBSO WEST PALM FAMILY PRACTICE		1	22	96%	23
CRESTVIEW IMMEDIATE CARE LL			23	100%	23
GENETIC TECHNOLOGICAL INNOVATIONS, LLC		11	12	52%	23
PALMS MEDICAL GROUP - LAKE CITY WEST		3	20	87%	23
NEW JERSEY		22	1	4%	23
UNIVERSITY HILLS HEALTH AND REHABILITATION CENTER		18	5	22%	23
ADVENTHEALTH MEDICAL GROUP PULMONOLOGY		20	3	13%	23
LAKEVIEW HEALTH CARE SYSTEMS		9	14	61%	23
PM PEDIATRICS		22	1	4%	23
TOTAL ACCESS URGENT CARE			23	100%	23

COVID-19: testing by laboratory

Data through Mar 12, 2021 verified as of Mar 13, 2021 at 09:25 AM

Data in this report are provisional and subject to change.

The numbers in the table below represent the number of Florida and non-Florida residents for whom test results were received by the Department of Health. A person can be tested by more than one laboratory and can have both positive and negative results. **Therefore, the sum of the numbers in each column will be larger than the total number of people tested.**

Reporting lab	Inconclusive	Negative	Positive	Percent positive	Total
FINLAY C. LABORATORY		3	20	87%	23
CLEARWATER EMPLOYEE HEALTH CLINIC		7	16	70%	23
UNIV OF NORTH ALABAMA HEALTH CENTER		22	1	4%	23
HUNT CLUB PEDIATRIC ASSOCIATES LLC		19	4	17%	23
GRAND VILLA OF PINELLAS PARK		20	2	9%	22
BAYLOR GENETICS		10	12	55%	22
DIACARTA INC.		22			22
MARATHON HEALTH FOR LIFE		19	3	14%	22
STATCARE URGENT & WALK IN MEDICAL CARE		19	3	14%	22
DALE MEDICAL CENTER		17	5	23%	22
JUPITER MEDICAL CENTER			22	100%	22
MEDEXPRESS URGENT CARE - BLOOMINGTON		19	3	14%	22
HUNT CLUB MEDICAL		15	7	32%	22
FAMILY AND AFTER HOURS CARE		22			22
ELAN SPANISH SPRINGS		4	18	82%	22
FLORIDA PEDIATRICS		6	16	73%	22
FLORIDA HOSPITAL LABS		12	10	45%	22
JUST FOR KIDS PEDIATRICS		5	17	77%	22
NORTHWEST FLORIDA COMMUNITY HOSPITAL 3RD FLOOR		20	2	9%	22
MOBILE DIVISION LABORATORY		7	15	68%	22
GLEN COVE HOSPITAL		22			22
CARLOS F FUSTER MD PA		20	2	9%	22
HARBOUR ISLAND PEDIATRICS		13	9	41%	22
South Heritage Health and Rehab		22			22
MINUTECLINIC DIAGNOSTIC OF TEXAS		19	3	14%	22
STEWART MEDICAL GROUP INC			22	100%	22
ADVANCED URGENT CARE CENTER		7	15	68%	22
TOTTENVILLE CIRCLE URGENT CARE		22			22
EBEIDS MD PEDIATRICS		19	3	14%	22
MORNINGSIDE MANOR & VILLA ADULT CARE C		22			22
COMMUNITY HEALTH OF SOUTH FLORIDA			22	100%	22
LEE MEMORIAL HEALTH SYSTEM D/B/A LEE COMMUNITY		20	2	9%	22
FORT PIERCE FAMILY CARE INC		16	6	27%	22
VIRTUA		18	4	18%	22
CARESPOT		2	20	91%	22
ROCKLEDEGE REGIONAL MEDICAL CENTER		17	5	23%	22
APOLLO SURGERY CENTER		20	2	9%	22
SOLE HEALTH LLC		22			22
CHARLOTTE CHD PORT CHARLOTTE		18	4	18%	22
KELLY'S ASSISTED LIVING FACILITY		22			22
SEAGRASS VILLAGE			22	100%	22
MINUTE CLINIC DIAGNOSTIC OF VIRGINIA, LLC		22			22
PULSE MEDICAL GROUP INC			22	100%	22
TEN HEALTHCARE		6	16	73%	22
OLIVE BRANCH HEALTH AND REHABILITATION CENTER			22	100%	22
GILCHRIST COUNTY JAIL		20	2	9%	22

COVID-19: testing by laboratory

Data through Mar 12, 2021 verified as of Mar 13, 2021 at 09:25 AM

Data in this report are provisional and subject to change.

The numbers in the table below represent the number of Florida and non-Florida residents for whom test results were received by the Department of Health. A person can be tested by more than one laboratory and can have both positive and negative results. **Therefore, the sum of the numbers in each column will be larger than the total number of people tested.**

Reporting lab	Inconclusive	Negative	Positive	Percent positive	Total
FORT SANDERS REGIONAL LABORATORY		22			22
DAVENPORT PEDIATRICS CLERMONT PA		19	2	10%	21
SUMMERGATE PHARMACY		19	2	10%	21
ROCKLEDGE FAMILY HEALTH			21	100%	21
ROSLYN URGENT CARE		21			21
JEFFERSON K-12, A SOMERSET SCHOOL- CLINIC		17	4	19%	21
ST VINCENT'S EAST		19	2	10%	21
Grand Villa of Deerfield Beach		19	2	10%	21
LEE MEMORIAL HEALTH SYSTEM		18	3	14%	21
ERIC C MARSHAL MD, PC DBA MINUTECLINIC		20	1	5%	21
UAH STUDENT HEALTH CENTER		14	7	33%	21
INTERNATIONAL MEDICAL LABORATORY INC		21			21
PALM BAY FAMILY PRACTICE		4	17	81%	21
GREEN GABLES ASSISTED LIVING FACILITY		21			21
NAPHCARE INC		16	5	24%	21
MINUTE CLINIC DIAGNOSTIC OF NEW JERSEY		20	1	5%	21
TANVIR H SHAGAR NP		18	3	14%	21
CITY OF OCALA EMPLOYEE HEALTH AND WELLNESS CENTER		18	3	14%	21
CLINICAL PATHOLOGY LABORATORIES SOUTHEAST			21	100%	21
PRIMECARE OF DOTHAN-DALEVILLE CLINIC		16	5	24%	21
WELLMED AT PLANT CITY		10	11	52%	21
JOSEF SCHENKER MD PC DBA CENTERS URGENT		19	2	10%	21
UPMC CHAUTAUQUA AT WCA LABORATORY		20	1	5%	21
ORLANDO FAMILY MEDICINE		7	14	67%	21
UTAH DEPARTMENT OF HEALTH			21	100%	21
NEW YORK PRESBYTERIAN - ALLEN HOSPITAL		21			21
CL BRUMBACK PRIMARY CARE CLINIC LANTANA		2	19	90%	21
MINUTECLINIC DIAGNOSTIC OF TN PC #378		20	1	5%	21
MORRIS PARK URGENT CARE		18	3	14%	21
Casa Mora Rehabilitation & Extended Care		21			21
PHYSICIANS CARE		18	3	14%	21
METROPOLITAN CHARITIES INC		19	2	10%	21
HALIFAX HEALTH URGENT CARE		3	18	86%	21
CONNECTDX		6	15	71%	21
ST JUDE CHILDRENS RESEARCH HOSPITAL		21			21
GERALD J KIVETT MD		19	2	10%	21
HOWARD BEACH URGENT CARE		21			21
ARDEN COURTS OF WINTER SPRINGS		18	3	14%	21
COASTAL FAMILY PRACTICE		13	8	38%	21
LAKE WORTH MANOR		19	1	5%	20
ST VINCENTS AMBULATORY CARE INC DBA		17	3	15%	20
FLORIDA MEDICAL CLINIC - MULTI SPECIALTY CAMPUS		7	13	65%	20
TIMBERLANE LODGE ALF	1	12	7	35%	20
VIERA FAMILY MEDICINE AND WELLNESS		16	4	20%	20
CONSOLIDATED LAB SERVICES		10	10	50%	20
SOUTH CAROLINA DEPARTMENT OF HEALTH			20	100%	20

COVID-19: testing by laboratory

Data through Mar 12, 2021 verified as of Mar 13, 2021 at 09:25 AM

Data in this report are provisional and subject to change.

The numbers in the table below represent the number of Florida and non-Florida residents for whom test results were received by the Department of Health. A person can be tested by more than one laboratory and can have both positive and negative results. **Therefore, the sum of the numbers in each column will be larger than the total number of people tested.**

Reporting lab	Inconclusive	Negative	Positive	Percent positive	Total
WINSHIPS PHARMACY INC		20			20
WINTER PARK FAMILY PRACTICE LLC		17	3	15%	20
MEDICAL EXPRESS CORP		18	2	10%	20
PROFESSIONAL PARK PEDIATRICS PA			20	100%	20
OHIO CVS STORES, LLC DBA		18	2	10%	20
TGH MEDICAL GROUP LABORATORY CARROLLWOOD			20	100%	20
SONATA BOYNTON BEACH		18	2	10%	20
MARQUES PEDIATRICS			20	100%	20
BROOKDALE MANDARIN CENTRAL		7	13	65%	20
NEW YORK METHODIST HOSPITAL		16	4	20%	20
MINUTECLINIC DIAGNOSTIC OF ILLINOIS L		15	5	25%	20
WILLAMETTE VALLEY TOXICOLOGY LLC		18	2	10%	20
THE PALMS PHARMACY, INC		19	1	5%	20
EXPRESS CARE OF TAMPA BAY LLC		2	18	90%	20
POINT OF CARE CLINICS PRIMARY CARE		20			20
BETHESDA HEALTH PHYSICIAN GROUP INC			20	100%	20
HOPE HEALTHCARE		20			20
Sovereign Laboratory Services, LLC		17	3	15%	20
ESTATES MEDICAL CENTER		12	8	40%	20
DEPT OF VA MEDICAL CENTER - BAY PINES			20	100%	20
HENDRY REGIONAL CORPORATE HEALTH			20	100%	20
CARESPOT OF NOCATEE		1	19	95%	20
MINUTECLINIC, LLC, DBA MINUTECLINIC #2544		19	1	5%	20
GUARDANT HEALTH		14	6	30%	20
BAY PEDIATRICS PA		18	2	10%	20
FLUSHING HOSPITAL MEDICAL CENTER		16	4	20%	20
BAYFRONT HMA CONVENIENT CARE, LLC		2	18	90%	20
BEST MEDICAL CENTER		11	9	45%	20
TENNESSEE DEPARTMENT OF HEALTH		15	5	25%	20
REDITUS LABORATORIES			20	100%	20
HEALTHY MINORS, LLC.		20			20
PEDIATRIC ASSOCIATES PA		17	3	15%	20
GOOD SAMARITAN SOCIETY OF DAYTONA		16	4	20%	20
SOUTH NASSAU COMMUNITIES HOSPITAL		16	4	20%	20
ADIRONDACK MEDICAL CENTER		20			20
MINUTECLINIC DIAGNOSTICS MEDICAL GROUP		19	1	5%	20
SIGNATURE HEALTHCARE OF MIDDLEBURG		20			20
MINUTECLINIC DIAGNOSTIC OF PENNSYLVANI		19	1	5%	20
FLORENCE J HUNT STUDENT WELLNESS CENTER - HEALTH SERVICES (ABBOTT)		20			20
PONCE PLAZA NURSING & REHAB CENTER		4	16	80%	20
ODYSSEY HEALTHCARE OF MARION COUNTY, LLC		19	1	5%	20
COMMUNITY HOME HEALTH CARE		19			19
BAYCARE MEDICAL GROUP INC			19	100%	19
MONROE COUNTY DETENTION CENTER			19	100%	19
ORLANDO ORTHOPAEDIC OUTPATIENT SURGERY CENTER LLC		16	3	16%	19
STONE WASH CLINICAL LABORATORIES		2	17	89%	19

COVID-19: testing by laboratory

Data through Mar 12, 2021 verified as of Mar 13, 2021 at 09:25 AM

Data in this report are provisional and subject to change.

The numbers in the table below represent the number of Florida and non-Florida residents for whom test results were received by the Department of Health. A person can be tested by more than one laboratory and can have both positive and negative results. **Therefore, the sum of the numbers in each column will be larger than the total number of people tested.**

Reporting lab	Inconclusive	Negative	Positive	Percent positive	Total
BARTON FAMILY PRACTICE		8	11	58%	19
OCALA OAKS REHABILITATION CENTER		13	6	32%	19
LOVING CARE OF THE TREASURE COAST LLC	1	13	5	26%	19
WELLMED AT LAKE COPELAND		13	6	32%	19
LEE PHYSICIAN GROUP		17	2	11%	19
ESOTERIX GENETIC LABORATORIES		16	3	16%	19
GRAND VILLA OF ORMOND BEACH		16	3	16%	19
OCEANSIDE URGENT CARE		19			19
CENTRAL FLORIDA PEDIATRIC URGENT CARE LLC		17	2	11%	19
MICHELLE S PAGE MD PA		18	1	5%	19
MEDI STATION			19	100%	19
INTEGRATED REGIONAL LABORATORIES - LARGO			19	100%	19
REGENCY SQUARE MALL - SEARS		3	16	84%	19
EMERALD COAST HOSPICE - CRESTVIEW		19			19
FLORIDA COMMUNITY HEALTH CENTER OF ST. LUCIE		1	18	95%	19
OCEAN REEF MEDICAL CENTER, LLC			19	100%	19
CARE POINT HEALTH & WELLNESS CENTER		19			19
ANYLABTESTNOW		6	13	68%	19
ROYAL PALM MEDICAL GROUP, INC		19			19
ASURANCE SCIENTIFIC LABORATORIES		19			19
CLERMONT ADVENTHEALTH CENTRA CARE		1	18	95%	19
FLORIDA HOSPITAL WINTER GARDEN		15	4	21%	19
DOCTORS MEDICAL CENTER OF WALTON COUNTY CLINIC			19	100%	19
SEVEN RIVERS REGIONAL MEDICAL CENTER		5	14	74%	19
ADEPT INPATIENT MEDICAL SERVICES PC		19			19
Wesley Place on Honeysuckle		17	2	11%	19
NANO HEALTH ASSOCIATES LLC		19			19
LAB INTERMARKET FACILITY LAB		1	18	95%	19
MCWHORTER SCHOOL OF PHARMACY		19			19
JACKSON NORTH MEDICAL CENTER		2	17	89%	19
GENTIVA HEALTH SERVICES		17	2	11%	19
MULBERRY'S MOBILE PROVIDER SERVICES LLC		5	14	74%	19
BAYVIEW MEDICAL		19			19
ALL PEDIATRIC CARE			19	100%	19
NO NAME		8	11	58%	19
GRACE WELLNESS CENTER		8	11	58%	19
BRIDGEWAY HEALTH CLINICS INC			19	100%	19
TEXAS DEPARTMENT OF STATE HEALTH SERVICES		3	16	84%	19
MINUTECLINIC DIAGNOSTIC OF TN PC #320		12	7	37%	19
MED HEALTH SERVICES		18	1	5%	19
CARENOW URGENT CARE-BRENTWOOD		12	6	33%	18
ADVENT HEALTH - KISSIMMEE		6	12	67%	18
49D2045214PHYSICIAN OFFICE WAIVER MEDEXPRESS URGENT CARE - HARRISONBU		9	9	50%	18
CAREHERE- LCS LEESBURG			18	100%	18
OSCEOLA ALF OPERATOR, LLC DBA		18			18
UM MILLER SCHOOL OF MEDICINE			18	100%	18

COVID-19: testing by laboratory

Data through Mar 12, 2021 verified as of Mar 13, 2021 at 09:25 AM

Data in this report are provisional and subject to change.

The numbers in the table below represent the number of Florida and non-Florida residents for whom test results were received by the Department of Health. A person can be tested by more than one laboratory and can have both positive and negative results. **Therefore, the sum of the numbers in each column will be larger than the total number of people tested.**

Reporting lab	Inconclusive	Negative	Positive	Percent positive	Total
THE VILLAGES HEALTH		12	6	33%	18
KINDRED HOSPITAL OCALA		15	3	17%	18
MINUTECLINIC #8699		14	4	22%	18
HELIX DIAGNOSTICS			18	100%	18
LABORATORY MEDICINE CONSULTANTS-LMC PA		16	2	11%	18
MADISON CORE LABORATORIES		17	1	6%	18
BOZEMAN HEALTH DEACONESS HOSPITAL		13	5	28%	18
TOTAL RENAL LABORATORIES INC		13	5	28%	18
NEUPATH DIAGNOSTICS		11	7	39%	18
ST. JUDES LABORATORIES		12	6	33%	18
XPRESS WELLNESS URGENT CARE			18	100%	18
Gulfport Rehabilitation Center		15	3	17%	18
BAPTIST MEMORIAL HEALTH CARE		16	2	11%	18
GENERAL INTERNAL MEDICINE MEDICAL CTR CLINIC		13	5	28%	18
CRANES VIEW LODGE			18	100%	18
WALGREEN EASTERN CO, INC		18			18
BASSETTI & ASSOCIATES, MD, PA			18	100%	18
BAPTIST MEDICAL GRP URGENT CARE & OCC HEALTH AIRPO		18			18
BLOCK NATION CHASE		12	6	33%	18
ENCOMPASS HEALTH REHABILITATION HOSPITAL OF SARASOTA		18			18
1 TOUCH TOTALCARE SOLUTIONS		17	1	6%	18
CABOT RESERVE ON THE GREEN		18			18
ASCENSION ST VINCENT'S PRIMARY CARE		1	17	94%	18
MINUTECLINIC, LLC, DBA MINUTECLINIC #5		15	3	17%	18
A LILIKO'I PHARMACY LLC		17	1	6%	18
MARION COUNTY HEALTH DEPARTMENT		17	1	6%	18
ROSS MEDICAL GROUP			18	100%	18
ACCESS HEALTH CARE PHYSICIANS LLC		6	12	67%	18
COMMONWEALTH OF MASSACHUSETTS			18	100%	18
MOORINGS PARK OAKSTONE AT GREY OAKS		17	1	6%	18
MINUTECLINIC DIAGNOSTIC OF RHODE ISLAND, LLC #590		17	1	6%	18
MINUTECLINIC DIAGNOSTIC OF NORTH CAROLINA PC		15	3	17%	18
DIXIE COUNTY HEALTH DEPARTMENT		11	7	39%	18
CARE CENTERS OF NASSAU LLC MINER ROAD NORTH		18			18
FAMILY CARE CYPRESS CREEK		1	17	94%	18
AURORA DIAGNOSTICS		6	12	67%	18
Z UROLOGY		18			18
TRINITY MEDICAL ASSOCIATES LLC			18	100%	18
Citymd Of Lacey		16	2	11%	18
PPD - IXLAYER		17	1	6%	18
HARLEM HOSPITAL CENTER		17	1	6%	18
ST ELIZABETH MEDICAL CENTER LABORATORY		17	1	6%	18
HARTFORD HOSPITAL ANCILLARY LAB		17	1	6%	18
SHELBY BAPTIST MEDICAL CENTER		13	5	28%	18
GRAND VILLA OF DEL RAY WEST		15	3	17%	18
COLLEGE POINT URGENT CARE		15	3	17%	18

COVID-19: testing by laboratory

Data through Mar 12, 2021 verified as of Mar 13, 2021 at 09:25 AM

Data in this report are provisional and subject to change.

The numbers in the table below represent the number of Florida and non-Florida residents for whom test results were received by the Department of Health. A person can be tested by more than one laboratory and can have both positive and negative results. **Therefore, the sum of the numbers in each column will be larger than the total number of people tested.**

Reporting lab	Inconclusive	Negative	Positive	Percent positive	Total
ST CATHERINE OF SIENA HOSPITAL		16	2	11%	18
TPCA CLINICAL LABORATORIES		15	3	17%	18
MINUTECLINIC DIAGNOSTIC PA		16	2	11%	18
GLEN OAKS URGENT CARE		17	1	6%	18
LPG PRIMARY CARE AT PINE ISLAND		16	2	11%	18
PALM BEACH GARDENS MEDICAL CENTER			17	100%	17
UNIVERSITY LAB			17	100%	17
BROOKDALE ST AUGUSTINE			17	100%	17
BROOKDALE CROWN POINT			17	100%	17
MD PLUS URGENT CARE, LLC			17	100%	17
LAKELAND HILLS CENTER		10	7	41%	17
WELLINGTON FAMILY PRACTICE		13	4	24%	17
URGENT CARE USA LLC		1	16	94%	17
ORTHOPAEDIC SURGERY CENTER		17			17
URGENT CARE WEST CLINIC		14	3	18%	17
MARCO DRUGS AND COMPOUNDING		13	4	24%	17
DIEGO FALLON MD PA		6	11	65%	17
THE CANOPY AT HARPER LAKE	1		16	94%	17
URGENT TEAM		14	3	18%	17
TENDER CARE ALF		17			17
PRATTVILLE BAPTIST HOSPITAL		13	4	24%	17
URGENT CARE AT LONGWOOD			17	100%	17
MINUTECLINIC DIAGNOSTIC OF LOUISIANA,		16	1	6%	17
CARESPOT EXPRESS HEALTHCARE			17	100%	17
UNIVERSITY OF ALABAMA - FUNGAL REFERENCE LABORATORY		12	5	29%	17
CVS NC3516POCT WINSTON SALEM		15	2	12%	17
ROBERT WOOD JOHNSON UNIVERSITY HOSP		15	2	12%	17
MASSACHUSETTS GENERAL HOSPITAL		1	16	94%	17
IMMEDIATE CARE PA		15	2	12%	17
INN AT LAKE SEMINOLE SQUARE, THE		17			17
PARRISH HEALTH CENTER		14	3	18%	17
VALLEY IMMEDIATE CARE		15	2	12%	17
CAREATC INC BRANDON	1	15	1	6%	17
BAY COUNTY HEALTH DEPARTMENT		13	4	24%	17
GENETIC TECHNOLOGICAL INNOVATIONS			17	100%	17
BAY BREEZE HEALTH AND REHABILITATION CENTER		9	8	47%	17
LAKE HOWARD HEIGHTS	1	14	2	12%	17
YUSRA MEDICAL ASSOCIATES PA		14	3	18%	17
FORT WALTON BEACH DEVELOPMENTAL CENTER		16	1	6%	17
HEALTHCARE NOW			17	100%	17
COAST MED URGENT CARE		16	1	6%	17
JESSIE TRICE COMMUNITY HEALTH SYSTEM, INC		1	16	94%	17
PRIMARY CARE WALK IN CLINIC PLLC			17	100%	17
MINUTECLINIC DIAGNOSTIC OF MICHIGAN PC		16	1	6%	17
ALBIBI		1	16	94%	17
Floral Health and Rehabilitation, LLC		16	1	6%	17

COVID-19: testing by laboratory

Data through Mar 12, 2021 verified as of Mar 13, 2021 at 09:25 AM

Data in this report are provisional and subject to change.

The numbers in the table below represent the number of Florida and non-Florida residents for whom test results were received by the Department of Health. A person can be tested by more than one laboratory and can have both positive and negative results. **Therefore, the sum of the numbers in each column will be larger than the total number of people tested.**

Reporting lab	Inconclusive	Negative	Positive	Percent positive	Total
IONA COLLEGE HEALTH & WELLNESS CENTER		17			17
ADVANCED HEALTHCARE ASSOCIATES		15	2	12%	17
AUBURN COMMUNITY HOSPITAL		15	2	12%	17
PRIMARY CARE MEDICINE	1	13	3	18%	17
MAITLAND PRIMARY CARE		9	8	47%	17
STATCARE URGENT AND WALK-IN MEDICAL CA		15	2	12%	17
RESOLVE MOLECULAR DIAGNOSTICS		13	4	24%	17
COASTAL LABORATORIES OF FLORIDA		14	3	18%	17
REOPEN DIAGNOSTICS			17	100%	17
UVMMC MICROBIOLOGY		16	1	6%	17
SOMA MEDICAL CENTER # 4		2	15	88%	17
CVS MINUTE CLINIC DIAGNOSTIC OF TEXAS LLC		12	4	25%	16
MINUTECLINIC DIAGNOSTIC OF TN PC #6435		14	2	13%	16
STAT MEDICAL CLINIC III INC		10	6	38%	16
EC OPCO TIMBERLIN PARC LLC		16			16
MORTON PLANT MEASE			16	100%	16
COMMUNITY HEALTH OF SOUTH FLORIDA INC			16	100%	16
ADVENT HEALTH - ZEPHYRHILLS			16	100%	16
INTERNAL MEDICINE ASSOCIATES & SPECIALTIES INC		15	1	6%	16
EDWARD S BENNETT MD PLLC		16			16
MILLENNIUM PHYSICIAN GRP LLC NAPLES PINE RIDGE			16	100%	16
URGENT CARE CLINIC OF LINCOLN		14	2	13%	16
MIDNIGHT MEDICINE			16	100%	16
CRUCIAL CARE		10	6	38%	16
MIRIMUS INC		1	15	94%	16
NORTHWEST FLORIDA ENT, PA		5	11	69%	16
PRO HEALTH FAMILY PHYSICIANS, NYSTROM		16			16
ALL FLORIDA FAMILY & SPORTS MEDICINE		15	1	6%	16
MEDEXPRESS URGENT CARE, MOON TOWNSHIP		15	1	6%	16
LAKEWOOD RANCH MEDICAL CENTER CLINICAL LAB			16	100%	16
BAYFRONT MEDICAL			16	100%	16
BVL PEDIATRICS		14	2	13%	16
HEALTH CENTRAL HOSPITAL			16	100%	16
LYNN KEEFE, MD PEDIATRICS		13	3	19%	16
STATEN ISLAND UNIVERSITY HOSPITAL		15	1	6%	16
CLEVELAND CLINIC			16	100%	16
XERA MED RESEARCH			16	100%	16
PANAMA CITY VITAS HOSPICE		16			16
Life Care Center of Citrus County		15	1	6%	16
MINUTECLINIC MINUTECLINIC #8746		15	1	6%	16
SRMC AVALON		9	7	44%	16
Lab MSMC Hialeah			16	100%	16
ELTINGVILLE CIRCLE URGENT CARE		15	1	6%	16
OKEECHOBEE HEALTHCARE FACILITY			16	100%	16
BONIFAY NURSING AND REHABILITATION CENTER			16	100%	16
HODGES CLUSTER		2	14	88%	16

COVID-19: testing by laboratory

Data through Mar 12, 2021 verified as of Mar 13, 2021 at 09:25 AM

Data in this report are provisional and subject to change.

The numbers in the table below represent the number of Florida and non-Florida residents for whom test results were received by the Department of Health. A person can be tested by more than one laboratory and can have both positive and negative results. **Therefore, the sum of the numbers in each column will be larger than the total number of people tested.**

Reporting lab	Inconclusive	Negative	Positive	Percent positive	Total
STARLING AT NOCATEE			16	100%	16
OPTIMAL CARE PEDIATRICS		2	14	88%	16
MEDICINE AT LONGWOOD		16			16
AURORA UNIVERSITY WELLNESS CENTER		16			16
PEACHTREE IMMEDIATE CARE			16	100%	16
JS HEALTHCARE INC		16			16
ST JOSEPH HOSPITAL		15	1	6%	16
EAR NOSE & THROAT ASSOCIATES OF MANATEE PA		16			16
ST AUGUSTINE PLANTATION		1	15	94%	16
JOSEPH MIGNOGNA		13	3	19%	16
MEDEXPRESS URGENT CARE - ROBINSON TWP, STEUBENVILLE PIKE		14	2	13%	16
SOMA MEDICAL CENTER PA			16	100%	16
MC DIAGNOSTIC OF CONNECTICUT, PC #775		15	1	6%	16
REGENEXX TAMPA BAY		14	2	13%	16
BIG BEND HOSPICE INC		16			16
CLEVELAND CLINIC FLORIDA		1	15	94%	16
NOVANT HEALTH GOHEALTH URGENT CARE-HARRISBURG		8	8	50%	16
NORTHWEST FLORIDA SLEEP		1	15	94%	16
MI CASA DORADA ASSISTED LIVING FACILIT		16			16
MEDEXPRESS URGENT CARE LEWISBURG		15	1	6%	16
PROMEDICA LABORATORIES		11	5	31%	16
GRAND VILLA OF ENGLEWOOD		12	4	25%	16
ENCOMPASS HOME HEALTH OF THE SOUTHEAST LLC		16			16
FAST TRACK URGENT CARE CENTER - TYRONE			16	100%	16
CALLAWAY CLINIC		11	5	31%	16
TELEVISIT MALABAR PEDIATRICS		5	10	67%	15
MILTON 4707		15			15
GRAND VILLA OF BOYNTON BEACH		14	1	7%	15
FAMILY CARE CENTER OF ARLINGTON		10	5	33%	15
TMH FSU RAPID LABORATORY		2	13	87%	15
NOVALIFE MEDSPA			15	100%	15
PRIMARY CARE SPECIALISTS OF ORLANDO LLC		12	3	20%	15
HEALTH MED HOME CARE, LLC		15			15
MIAMI BEACH MEDICAL GROUP			15	100%	15
WACO HHSSURGEWACO	1	13	1	7%	15
MINUTECLINIC, LLC #4230		12	3	20%	15
EXPRESS FAMILY CARE LLC			15	100%	15
ST ANTHONY'S HOSP PATIENT CARE SERVICE			15	100%	15
ORLANDO HEALTH		2	13	87%	15
BESSENT ROAD GROUP HOME		15			15
ENCOMPASS HEALTH REHABILITATION HOSPITAL OF PANAMA CITY		10	5	33%	15
HUDSON VALLEY HOSPITAL CENTER LABORATORY		14	1	7%	15
MEDLAB ASSOCIATES LLC		15			15
FAMILY CARE			15	100%	15
MINUTECLINIC DIAGNOSTIC OF NORTH		14	1	7%	15
CUSTEAD CARE CENTER HAVEN HOSPICE		12	3	20%	15

COVID-19: testing by laboratory

Data through Mar 12, 2021 verified as of Mar 13, 2021 at 09:25 AM

Data in this report are provisional and subject to change.

The numbers in the table below represent the number of Florida and non-Florida residents for whom test results were received by the Department of Health. A person can be tested by more than one laboratory and can have both positive and negative results. **Therefore, the sum of the numbers in each column will be larger than the total number of people tested.**

Reporting lab	Inconclusive	Negative	Positive	Percent positive	Total
BLOUNT MEMORIAL HOSPITAL		13	2	13%	15
FLORIDA MEDICAL CLINIC IM MLK		10	5	33%	15
MEADOWCREST MOLECULAR DIAGNOSTICS, LLC			15	100%	15
OAKMONTE VILLAGE OF DAVIE			15	100%	15
HUNTINGTON URGENT CARE		14	1	7%	15
CLINIC OF PEDIATRICS & GI MEDICINE INC		1	14	93%	15
EASTLAKE PEDIATRICS - TRINITY		15			15
MEDEMERGE		14	1	7%	15
CARE NOW, INC		11	4	27%	15
UNAVAILABLE/UNKNOWN/NO INFORMATION FOUND			15	100%	15
FLORIDA DEPARTMENT OF HEALTH IN HILLSBOROUGH COUNTY		1	14	93%	15
UNIVERSITY OF MIAMI MILLER SCHOOL			15	100%	15
MEDEXPRESS URGENT CARE - TIMBERLAKE		14	1	7%	15
ESTATES MEDICAL CENTER INC		4	11	73%	15
BAYCARE MEDICAL GROUP INC			15	100%	15
BAPTIST MEDICAL CENTER EAST		11	4	27%	15
FORT HAMILTON URGENT CARE		15			15
DIATHERIX		13	2	13%	15
OPTIONS FOR SENIORS INC DBA PALM KREST MANOR		12	3	20%	15
Astoria Health and Rehab		15			15
AJU GEORGE MD PA			15	100%	15
SINAI HOSPITAL OF BALTIMORE		15			15
ST VINCENT'S URGENT CARE		12	3	20%	15
Rehabilitation Center of the Palm Beaches		15			15
WALK IN URGENT CARE			15	100%	15
CVS NC7047POCT DURHAM		15			15
PATHLINE			15	100%	15
HOLLEY-NAVARRE MEDICAL CLINIC		5	10	67%	15
OPIS ISLAND LAKE CENTER		13	1	7%	14
ALASKA PUBLIC HEALTH LAB		1	13	93%	14
BROWNE MEDICAL		12	2	14%	14
MIAMI BEACH MEDICAL GROUP LLC			14	100%	14
SOUTHEASTERN UNIVERSITY INC		14			14
GREENSBORO PATHOLOGY LLC		14			14
CITY OF NAPLES FIRE RESCUE		12	2	14%	14
MINUTECLINIC DIAGNOSTIC OF TN PC #566		12	2	14%	14
MONTEFIORE ST LUKE'S CORNWALL HOSPITAL		10	4	29%	14
The Evangelical Lutheran Good Samaritan Society		14			14
MINUTECLINIC DIAGNOSTIC OF TN, PC 374		10	4	29%	14
SARNO FAMILY PRACTICE		1	13	93%	14
INDIANA STATE DEPARTMENT OF HEALTH		1	13	93%	14
TALLAHASSEE PRIMARY CARE ASSOCIATES PA		12	2	14%	14
SIGMUND LABS LLC		14			14
ABC PEDIATRICS OF PORT ST LUCIE		12	2	14%	14
SARASOTA - ROBERT L TAYLOR COMMUNITY CENTER		1	13	93%	14
BAPTIST PEDIATRICS		11	3	21%	14

COVID-19: testing by laboratory

Data through Mar 12, 2021 verified as of Mar 13, 2021 at 09:25 AM

Data in this report are provisional and subject to change.

The numbers in the table below represent the number of Florida and non-Florida residents for whom test results were received by the Department of Health. A person can be tested by more than one laboratory and can have both positive and negative results. **Therefore, the sum of the numbers in each column will be larger than the total number of people tested.**

Reporting lab	Inconclusive	Negative	Positive	Percent positive	Total
DESOTO HEALTH AND REHAB LLC		9	5	36%	14
RIVERSIDE COTTAGES AT THE SHORES, LLC			14	100%	14
MELBOURNE FAMILY PRACTICE		12	2	14%	14
ST CLOUD MEDICAL GROUP		12	2	14%	14
PARROTT MEDICAL CLINIC			14	100%	14
Terrace of Jacksonville			14	100%	14
SURGERY CENTER OF CORAL GABLES LLC,THE		11	3	21%	14
COMPREHENSIVE CHILDCARE ASSOCIATES		8	6	43%	14
CVS NC7588POCT ASHEVILLE		11	3	21%	14
KETAMINE HEALTH CENTERS AT BONITA SPRINGS, LLC		14			14
DAVITA DIALYSIS		4	10	71%	14
GRAND VILLA OF LARGO		12	2	14%	14
HEALTHFIRST ADVENT HEALTH CENTRA CARE COCOA BEACH			14	100%	14
BOCA SIMON		2	12	86%	14
CANCER RESEARCH LAB, BOB JONES UNIVERSITY		14			14
1ST PRIORITY LAB SERVICES		14			14
WALGREEN		6	8	57%	14
POLK CHD BARTOW		13	1	7%	14
SOUTHEASTERN LABORATORY			14	100%	14
FG RAPID RESULTS LLC		8	6	43%	14
FAMILY MEDICINE OF WESTON LLC		6	8	57%	14
ADVENT HEALTH - WINTER HAVEN		7	7	50%	14
BRYAN WHITFIELD MEMORIAL HOSPITAL		9	5	36%	14
TNC WALK IN CLINIC		10	4	29%	14
EPIPHANY HEALTH		8	6	43%	14
ORANGE REGIONAL MEDICAL CENTER LABORATORY		11	3	21%	14
NORTHWESTERN MEMORIAL HOSPITAL			14	100%	14
PULSE & REMEDY LLC			14	100%	14
STEWART MELBOURNE HOSPITAL, INC	1		13	93%	14
UC HEALTH UNIVERSITY HOSPITAL		11	3	21%	14
ALAN L MELOTEK MD		14			14
TREASURE COAST URGENT CARE			14	100%	14
ADVENTHEALTH MEDICAL GROUP		10	4	29%	14
Grand Villa of Dunedin		8	6	43%	14
Hackensack Umc Mountainside		12	1	8%	13
SOUTHEAST FAMILY HEALTHCARE CENTER			13	100%	13
OCCUPATIONAL HEALTH CENTERS OF THE SOUTHWEST PA		12	1	8%	13
MORTON PLANT NORTH BAY HOSPITAL			13	100%	13
ROCKLEDGE		3	10	77%	13
EAR NOSE AND THROAT ASSOCIATES OF MANATEE, P.A.		10	3	23%	13
FLORIDA STATE HOSPITAL			13	100%	13
CLINICAL LABORATORY SERVICES			13	100%	13
COVANCE CENTRAL LABORATORY			13	100%	13
MINUTE CLINIC		1	12	92%	13
MONTEFIORE MEDICAL CENTER LABORATORIES - WEILER		9	4	31%	13
BROOKLYN HOSPITAL CENTER DOWNTOWN CAMPUS		13			13

COVID-19: testing by laboratory

Data through Mar 12, 2021 verified as of Mar 13, 2021 at 09:25 AM

Data in this report are provisional and subject to change.

The numbers in the table below represent the number of Florida and non-Florida residents for whom test results were received by the Department of Health. A person can be tested by more than one laboratory and can have both positive and negative results. **Therefore, the sum of the numbers in each column will be larger than the total number of people tested.**

Reporting lab	Inconclusive	Negative	Positive	Percent positive	Total
NORTHERN WESTCHESTER HOSPITAL LABORATORY		11	2	15%	13
BAPTIST PRIMARY CARE PONTE VEDRA		7	6	46%	13
INTERMOUNTAIN CENTRAL LAB		1	12	92%	13
LUCID DIAGNOSTICS LABS			13	100%	13
AVALON MEDICAL WALK IN CLINIC			13	100%	13
MED TECH SERVICES OF PALM BEACH INC		13			13
PROHEALTH CARE ASSOCIATES MOBILE		10	3	23%	13
GLENBROOKE AT PALM BAY			13	100%	13
BROOKDALE DELAND			13	100%	13
PARKWEST MEDICAL CENTER		11	2	15%	13
MULBERRY CARE CENTER		7	6	46%	13
CARENOW URGENT CARE-WEST END		8	5	38%	13
ORCHID COVE		3	10	77%	13
ESCAMBIA COMMUNITY CLINIC		2	11	85%	13
SOMA MEDICAL CENTER, PA #4 FLORIDA MANGO			13	100%	13
MAINSTREET FAMILY SELECT		1	12	92%	13
MEDEXPRESS URGENT CARE - SEMINOLE SQUA		11	2	15%	13
UNDERGROUND FREE CLINIC		13			13
LIFE'S SPECIAL MOMENTS INC		13			13
PREMIER LABORATORY SERVICES, LLC		5	8	62%	13
VALDOSTA FAMILY MEDICINE		1	12	92%	13
LEE COMMUNITY HEALTHCARE INC CAPE CORAL		13			13
SHELBY COUNTY HEALTH CARE CORPORATION		10	3	23%	13
Sunnyside Care Center		13			13
RIVERSIDE MEDICAL GROUP		12	1	8%	13
FLORIDA MEDICAL CL ODOM TPA		4	9	69%	13
MC DIAGNOSTIC OF CONNECTICUT, PC #1960		13			13
BELLEVUE HOSPITAL CENTER DEPARTMENT		13			13
DYNAMIC DNA LAB		1	12	92%	13
MEDEXPRESS URGENT CARE - LAFAYETTE		12	1	8%	13
MINUTECLINIC DIAGNOSTIC OF TN, PC 6438		11	2	15%	13
HORIZON MEDICAL GROUP		11	2	15%	13
TLC FAMILY CARE HOME INC		13			13
BLUE SPRINGS SURGERY CENTER		13			13
UNIVERSITY HOSPITAL UC HEALTH		9	4	31%	13
HARBOR CHASE OF JACKSONVILLE			13	100%	13
CITY OF CLEARWATER EMPLOYEE HEALTH CENTER		4	9	69%	13
BERGEN NEW BRIDGE M		12	1	8%	13
ACCESS HOME HEALTH OF FLORIDA LLC		13			13
GNT ASSOCIATES		12	1	8%	13
KIDSWOOD PEDIATRICS CORP		5	8	62%	13
CORAL LANDING ASSISTED LIVING		11	2	15%	13
LONG ISLAND JEWISH VALLEY STREAM		12	1	8%	13
PHELPS HOSPITAL LABORATORY		11	2	15%	13
BAYA URGENT CARE LLC		1	12	92%	13
CVA MINUTE CLINIC DIAGNOSTIC OF VIRGINIA, LLC		13			13

COVID-19: testing by laboratory

Data through Mar 12, 2021 verified as of Mar 13, 2021 at 09:25 AM

Data in this report are provisional and subject to change.

The numbers in the table below represent the number of Florida and non-Florida residents for whom test results were received by the Department of Health. A person can be tested by more than one laboratory and can have both positive and negative results. **Therefore, the sum of the numbers in each column will be larger than the total number of people tested.**

Reporting lab	Inconclusive	Negative	Positive	Percent positive	Total
CVS MINUTE CLINIC DIAGNOSTIC PA		10	3	23%	13
PASSPORT HEALTH OF TAMPA BAY		13			13
WORLD WRESTLING ENTERTAINMENT			13	100%	13
ADVENTHEALTH MEDICAL GROUP PEDIATRICS AT		3	10	77%	13
LPG PRIMARY CARE AT BONITA BAY LIFESTYLE CENTER		12	1	8%	13
CROSS CARE CENTER			13	100%	13
IN-OFFICE LAB		12	1	8%	13
CVS MINUTE CLINIC DIAGNOSTIC MED GRP OF CA		13			13
KIMBERLY J HENDERSON MD PC		12	1	8%	13
VILLA OF KINGS AND QUEENS OF DELRAY		13			13
CORNER OAK ESTATE LLC		13			13
CAREATC			13	100%	13
VRL EUROFINIS - HAWAII		13			13
ARNOT OGDEN MEDICAL CENTER LABORATORY		13			13
IREPERTOIRE_MOL_LAB		12			12
MINUTECLINIC DIAGNOSTIC OF TN, PC 4992		12			12
AVENTURA HOSPITAL AND MEDICAL CENTER			12	100%	12
CVS HEALTH, #3396		12			12
FAMILY MEDICINE AT HUNTERS CREEK		12			12
NATIONAL GENETICS INST LABCORP		4	8	67%	12
MADISON COUNTY HEALTH DEPARTMENT		5	7	58%	12
SUWANNEE COUNTY JAIL		11	1	8%	12
MERIDIAN AT WATERWAYS, THE		10	2	17%	12
MEDLABS DIAGNOSTICS		10	2	17%	12
WELLMED AT PORT ST LUCIE WEST		8	4	33%	12
FIRST CHOICE PEDIATRICS WINTER SPRINGS		10	2	17%	12
APPLE DIAGNOSTICS LAB		5	7	58%	12
GLEN OAKS HEALTH AND REHABILITATION CENTER			12	100%	12
FLORIDA DEPT OF HEALTH		4	8	67%	12
CVS MINUTE CLINIC DIAGNOSTIC OF WISCONSIN		12			12
MINUTE-CLINIC DIAGNOSTIC OF VIRGINIA		10	2	17%	12
PT&J REHAB - VILLAGE OF ROYAL PALM BEACH		12			12
MEDEXPRESS URGENT CARE- MARYLAND		11	1	8%	12
SOMA MEDICAL CENTER, P.A.			12	100%	12
MC DIAGNOSTIC OF CONNECTICUT PC #459		12			12
THE PLAZA AT PARKSQUARE		12			12
CVS MINUTE CLINIC, LLC		10	2	17%	12
METHODIST MEDICAL CENTER		9	3	25%	12
CVS NC187POCT CHARLOTTE		11	1	8%	12
BAYFRONT FAMILY HEALTH CENTER			12	100%	12
GADSDEN REGIONAL MEDICAL CENTER		12			12
SUMMIT ATLANTIC SURGERY CENTER		12			12
MC DIAGNOSTIC OF CONNECTICUT, PC # 257		11	1	8%	12
LEE COMMUNITY HEALTHCARE INC NORTH FORT MYERS		12			12
CVS MINUTE CLINIC DIAGNOSTIC OF TN #6044		10	2	17%	12
MED LABS DIAGNOSTICS		7	5	42%	12

COVID-19: testing by laboratory

Data through Mar 12, 2021 verified as of Mar 13, 2021 at 09:25 AM

Data in this report are provisional and subject to change.

The numbers in the table below represent the number of Florida and non-Florida residents for whom test results were received by the Department of Health. A person can be tested by more than one laboratory and can have both positive and negative results. **Therefore, the sum of the numbers in each column will be larger than the total number of people tested.**

Reporting lab	Inconclusive	Negative	Positive	Percent positive	Total
DEVEREUX FLORIDA CHILDRENS CENTER			12	100%	12
BROOKDALE CITRUS			12	100%	12
ADVENTHEALTH MEDICAL GROUP CARE CLINIC AT		8	4	33%	12
TMH PHYSICIAN PARTNERS - MONTICELLO		10	2	17%	12
LIFE CARE OF PORT SAINT LUCIE		3	9	75%	12
GEORGE W FERGUSON MD-CONCIERGE MEDICAL SERVICES PL		11	1	8%	12
SENIOR HOME CARE INC		12			12
NIGHT OWL PEDIATRICS URGENT CARE			12	100%	12
VERITAS RESEARCH CORP			12	100%	12
SEBRING PEDIATRICS LLC			12	100%	12
BROWARD DIALYSIS			12	100%	12
MI2297090CV HOLLAND-23D2189684		12			12
NORTH FLORIDA PHARMACY		11	1	8%	12
ACADIAN DIAGNOSTIC LABORATORIES		8	4	33%	12
EFFINGER HEALTH, PA		12			12
ST PETER'S UNIVERSITY HOSPITAL		9	3	25%	12
HAVEN HOSPICE			12	100%	12
KISSIMMEE VA OUTPATIENT CLINIC		12			12
MEDEXPRESS URGENT CARE - CHRISTIANBURG		8	4	33%	12
VILLA HEALTH NH LLC		10	2	17%	12
MIRACLE ALF INC		12			12
PRIMECARE AT PORT ORANGE			12	100%	12
FHCP-PORT ORANGE		3	9	75%	12
CULINARY INSTITUTE OF AMERICA STUDENT	3	9			12
RUSSELL MEDICAL CENTER		11	1	8%	12
OHIO STATE UNIVERSITY MEDICAL CENTER			12	100%	12
SAMARITAN MEDICAL CENTER		12			12
FAMILY MEDICINE AT LONGWOOD			12	100%	12
COLLIER COUNTY HEALTH DEPT.		7	5	42%	12
CARE FAST MURABELLA		7	5	42%	12
WOODLAND TOWERS		6	6	50%	12
CVS TN5639POCT FARRAGUT		10	2	17%	12
CVS NY491POCT JACKSON HEIGHTS		12			12
ORMOND MEDICAL ARTS		3	9	75%	12
AVALON FAMILY RESORT ASSISTED LIVING LLC		12			12
LAB UNKNOWN		1	11	92%	12
SMH PHYSICIAN SERVICES INC		11	1	8%	12
MERCY MEDICAL CENTER		5	7	58%	12
URGENT CARE OF NEW YORK		12			12
DEPARTMENT OF PUBLIC HEALTH		12			12
MEDEXPRESS URGENT CARE - MONROE		12			12
Lady Lake Specialty Care			12	100%	12
FLORIDA DEPARTMENT OF HEALTH WASHINGTON COUNTY		7	5	42%	12
NAPLES GREEN VILLAGE		12			12
MEDEXPRESS URGENT CARE-ALTOONA		10	2	17%	12
PANCARE HEALTH - WEWA ELEMENTARY			12	100%	12

COVID-19: testing by laboratory

Data through Mar 12, 2021 verified as of Mar 13, 2021 at 09:25 AM

Data in this report are provisional and subject to change.

The numbers in the table below represent the number of Florida and non-Florida residents for whom test results were received by the Department of Health. A person can be tested by more than one laboratory and can have both positive and negative results. **Therefore, the sum of the numbers in each column will be larger than the total number of people tested.**

Reporting lab	Inconclusive	Negative	Positive	Percent positive	Total
INNOVATIVE RESEARCH OF WEST FLORIDA		9	3	25%	12
BAPTIST HEALTH			12	100%	12
LEON CHD		12			12
YORKVILLE PEDIATRIC URGENT CARE		12			12
GAMMA DIAGNOSTIC LAB LLC			11	100%	11
WALGREENS #04618		10	1	9%	11
VITAS HEALTH INC		5	6	55%	11
NIGHT LITE PEDIATRICS CENTER, LLC		1	10	91%	11
Solaris Healthcare Pensacola			11	100%	11
MINUTECLINIC DIAGNOSTIC OF NEW MEXICO		11			11
MOUNT DORA PEDIATRICS		9	2	18%	11
ORLANDO ORTHOPAEDIC OUTPATIENT SURGERY CENTER		7	4	36%	11
JOHN W NORRIS III MD PA	1		10	91%	11
VIRTUA WEST JERSEY HOSPITAL VOORHEES		9	2	18%	11
THE TERRACE OF SAINT CLOUD		9	2	18%	11
REDMED CLINIC OF ARLINGTON		10	1	9%	11
MINUTE CLINIC DIAGNOSTIC OF TEXAS, LLC		11			11
SEMORAN FAMILY HEALTH LLC		10	1	9%	11
NORTH OKALOOSA PHYSICIAN GROUP		10	1	9%	11
MEDICAL CENTER AFFILIATES WEST PALM			11	100%	11
Hialeah Nursing And Rehabilitation Center		6	5	45%	11
CVS CA9165POCT SAN DIEGO		11			11
ILLINOIS DEPT OF PUBLIC HEALTH LAB - SPRINGFIELD			11	100%	11
MEYER PEDIATRICS CHTD		11			11
ELITE HOME HEALTH SERVICES		11			11
PALM BEACH PATHOLOGY		9	2	18%	11
GENOPTIX MEDICAL LABORATORY		10	1	9%	11
AIM LABORATORIES			11	100%	11
TROPICANA		5	6	55%	11
MINUTECLINIC, LLC #244		10	1	9%	11
UMHC/SYLVESTER AT KENDALL		1	10	91%	11
RAYMOND BASRI MD		11			11
RIVERWOOD CENTER,THE		1	10	91%	11
MINUTE CLINIC DIAGNOSTIC OF SOUTH CAROLINA		9	2	18%	11
FAMILY PRACTICE ON THE GO		6	5	45%	11
RICH STREET GROUP HOME		4	7	64%	11
ACCENTCARE		11			11
STATEN ISLAND UNIVERSITY HOSPITAL SEGUINE AVE		10	1	9%	11
WATSON HEALTHCARE		8	3	27%	11
FRUITVILLE URGENT CARE			11	100%	11
BRIDGE DIAGNOSTICS			11	100%	11
UNIVERSITY CENTRA CARE		10	1	9%	11
AZALEA HEALTH		2	9	82%	11
PRIME MEDICAL CARE, LLC		11			11
DMH STEINHATCHEE FAMILY MEDICINE		8	3	27%	11
Rosewood Healthcare and Rehabilitation Center		5	6	55%	11

COVID-19: testing by laboratory

Data through Mar 12, 2021 verified as of Mar 13, 2021 at 09:25 AM

Data in this report are provisional and subject to change.

The numbers in the table below represent the number of Florida and non-Florida residents for whom test results were received by the Department of Health. A person can be tested by more than one laboratory and can have both positive and negative results. **Therefore, the sum of the numbers in each column will be larger than the total number of people tested.**

Reporting lab	Inconclusive	Negative	Positive	Percent positive	Total
MHHS All Lab Subsection		11			11
BIOTECH CLINICAL LABORATORIES, INC.		1	10	91%	11
URGENT TEAM MANAGEMENT OF TENNESSEE		10	1	9%	11
COLUMBIA MEMORIAL HOSPITAL		11			11
CVS TX8321POCT MCKINNEY		11			11
GENESIS		7	4	36%	11
PRIMECARE ACQUISITION FAMILY PRACTICE INC		11			11
St. Annes Nursing Center, St. Annes Residence, Inc.		11			11
FLORIDA HOSPITAL PHYSICIAN GROUP		3	8	73%	11
VA MEDICAL CENTER			11	100%	11
PINELLAS COUNTY HEALTH DEPARTMENT		2	9	82%	11
TELEVISIT PALM BAY FAMILY PRACTICE		9	2	18%	11
ASHRAF MEDICAL GROUP PLLC DBA PULSE M		10	1	9%	11
LONGWOOD PEDIATRICS LLC			11	100%	11
CARINGTON MANOR		11			11
ANYLABTEST NOW		4	7	64%	11
45TH 1		11			11
CARENOW URGENT CARE-HERMITAGE		7	4	36%	11
CVS NC2357POCT HUNTERSVILLE		9	2	18%	11
CARROLL GARDENS URGENT CARE		11			11
ADVENT HEALTH MEDICAL GROUP FAMILY AND INTERNAL MEDICINE AT AVALON PAR		10	1	9%	11
ADVENTIST HEALTH SYSTEM FLORIDA DEPT OF HEALTH		7	4	36%	11
RED MOUNTAIN DIAGNOSTICS		11			11
LEHIGH VALLEY HOSPITAL		3	8	73%	11
WANTAGH URGENT CARE		8	3	27%	11
CREATIVE TESTING SOLUTIONS		4	7	64%	11
DOC PAM PA		10	1	9%	11
ASSOCIATES MD CYPRESS CREEK			11	100%	11
MONTEFIORE NYACK HOSPITAL AFFILIATED LABORATORY		10	1	9%	11
LMH SKILLED NURSING UNIT		11			11
St Joseph's Hospital & Medical Center		10	1	9%	11
BRONSON FIRE DEPARTMENT		11			11
ALCOVE ASSISTED LIVING FACILITY		11			11
IGENEX INC		11			11
WELLMED AT SOUTH PARSONS		9	2	18%	11
KINGS BAY PEDIATRICS LLC		7	4	36%	11
MINUTECLINIC DIAGNOSTIC OF TN PC #6415		10	1	9%	11
WINTER PARK CARE AND REHABILITATION			11	100%	11
CARLOS PORTU MD, PLLC			11	100%	11
MINUTE CLINIC LLC #5733		11			11
MINUTECLINIC, LLC, DBA MINUTECLINIC #6		11			11
THE MARY IMOGENE BASSETT HOSPITAL		10			10
APPALACHIAN REGIONAL HEALTHCARE SYSTEM		10			10
GRAND AVE PHARMACY		1	9	90%	10
Avalon Healthcare and Rehabilitation Center			10	100%	10
HNL LAB MEDICINE		7	3	30%	10

COVID-19: testing by laboratory

Data through Mar 12, 2021 verified as of Mar 13, 2021 at 09:25 AM

Data in this report are provisional and subject to change.

The numbers in the table below represent the number of Florida and non-Florida residents for whom test results were received by the Department of Health. A person can be tested by more than one laboratory and can have both positive and negative results. **Therefore, the sum of the numbers in each column will be larger than the total number of people tested.**

Reporting lab	Inconclusive	Negative	Positive	Percent positive	Total
COMMUNITY HEALTH CENTER		2	8	80%	10
LAKE BALDWIN CBOC		9	1	10%	10
PANCARE HEALTH - VERNON ELEMENTARY			10	100%	10
MEDEXPRESS URGENT CARE - SALEM		6	4	40%	10
PALM BEACH CDH - DELRAY BEACH			10	100%	10
PLYMOUTH HARBOR INCORPORATED		9	1	10%	10
METHODIST HOSPITAL			10	100%	10
EMERGENCY MEDICAL CENTER		4	6	60%	10
RICHMOND UNIVERSITY MEDICAL CENTER		8	2	20%	10
URGENT CARE & FAMILY PRACTICE CENTER			10	100%	10
TENNESSEE DEPARTMENT OF HEALTH (TDH) - CENTRAL LABORATORY		2	8	80%	10
MINUTECLINIC INCORPORATE, LLC		8	2	20%	10
ATMORE NURSING CENTER		9	1	10%	10
VIBRANT AMERICA		8	2	20%	10
ADVENTIST HEALTH SYSTEM		9	1	10%	10
BROWARD HEALTH CARE			10	100%	10
ALABAMA DEPARTMENT OF PUBLIC HEALTH		1	9	90%	10
MEDI-DRUG INC		9	1	10%	10
FLEMING ISLAND CENTER FOR CLINICAL RESEARCH		10			10
MOSOLF PEDIATRICS			10	100%	10
CARENOW URGENT CARE-DONELSON		7	3	30%	10
MEDEXPRESS URGENT CARE-KATY		7	3	30%	10
PBC PREMIER FAMILY HEALTH			10	100%	10
BAYSIDE LABORATORIES INC		10			10
HEALTH NETWORK LABORATORIES		6	4	40%	10
KEY TRAINING CENTER			10	100%	10
SAMARITAN HOSPITAL LABORATORY		9	1	10%	10
West Gate Village, LLC		10			10
BAYONET POINT HOSPITAL			10	100%	10
VITALANT		1	9	90%	10
CARENOW URGENT CARE - EAST NASHVILLE		8	2	20%	10
SOUTH FLORIDA BAPTIST HOSPITAL			10	100%	10
MEDEXPRESS URGENT CARE CHARLESTON		6	4	40%	10
Signature Healthcare of Savannah		10			10
BELLE GLADES HEALTH CLINIC			10	100%	10
NOT INDICATED		1	9	90%	10
PHYSICIANS REGIONAL MEDICAL CTR - COLLIER BLVD			10	100%	10
MEDEXPRESS URGENT CARE - PANTOPS		9	1	10%	10
VASCONCELLO COHEN MD PA		9	1	10%	10
MEDICAL LABORATORY DIAGNOSTICS			10	100%	10
SUPERIOR RESIDENCES OF CLERMONT		2	8	80%	10
LUXOR SCIENTIFIC LLC		1	9	90%	10
COLLIER HMA PHYSICIAN MANAGEMENT, LLC		2	8	80%	10
ISLAND COAST PEDIATRICS IN-HOUSE LAB			10		10
PHASE2 LABS	2	6	2	20%	10
MINUTECLINIC DIAGNOSTIC OF PA, LLC (1036)		8	2	20%	10

COVID-19: testing by laboratory

Data through Mar 12, 2021 verified as of Mar 13, 2021 at 09:25 AM

Data in this report are provisional and subject to change.

The numbers in the table below represent the number of Florida and non-Florida residents for whom test results were received by the Department of Health. A person can be tested by more than one laboratory and can have both positive and negative results. **Therefore, the sum of the numbers in each column will be larger than the total number of people tested.**

Reporting lab	Inconclusive	Negative	Positive	Percent positive	Total
ARBORS OF GULF BREEZE, THE		8	2	20%	10
VENICE GREEN VILLAGE		3	7	70%	10
LAKE CO SCHOOLS EMPLOYEE HEALTH & WELLNESS CENTER	1	7	2	20%	10
URGENT MEDICAL CENTER INC		2	8	80%	10
AFC URGENT CARE - CEDAR GROVE		10			10
PRORENATA LABS		2	8	80%	10
MOLECULAR PATHOLOGY LABORATORY			10	100%	10
HIRAM COLLEGE HEALTH CENTER (ABBOTT)		10			10
ACCESS PHARMACY		10			10
ALPHA PHARMACY		7	3	30%	10
BOCA RATON REGIONAL HOSPITAL LAB			10	100%	10
FAMILY HEALTH CENTER AT PORT ST JOHN		4	6	60%	10
HIGH TOWER ALF LLC		9	1	10%	10
MAINSTREET FAMILY CARE			10	100%	10
Westchester General Hospital			10	100%	10
SAVANNAH MANOR ASSISTED LIVING COMMUNITY			10	100%	10
MINUTECLINIC DIAGNOSTIC OF RHODE ISLAND		7	3	30%	10
MISSOURI DEPARTMENT OF HEALTH AND SENIOR SERVICES			10	100%	10
MONROE COUNTY HOSPITAL		7	3	30%	10
CROSSROADS URGENT CARE, PLLC		10			10
LAKE NONA MEDICAL SERVICES		3	7	70%	10
JOHNS HOPKINS MEDICAL LABORATORIES		1	9	90%	10
VETERNANS ADMINISTRATION			10	100%	10
MEDEXPRESS URGENT CARE - WINCHESTER GATEWAY		8	2	20%	10
RPC@HODGES		2	8	80%	10
MEDEXPRESS URGENT CARE MONACA		10			10
DES PLAINES CLINICAL LAB		3	7	70%	10
MINUTECLINIC DIAGNOSTIC OF TEXAS LLC		8	2	20%	10
BROOKDALE PANAMA CITY		9	1	10%	10
AMERICAN HOUSE FORT MYERS		10			10
ONEIDA HEALTHCARE CENTER		8	2	20%	10
KIDSVILLE PEDIATRICS			10	100%	10
NORTON HEALTHCARE			10	100%	10
HCR MANORCARE		10			10
CLEVELAND TENNESSEE HOSPITAL COMPANY		9	1	10%	10
MAIMONIDES MEDICAL CENTER		7	3	30%	10
BEAUMONT LABORATORY			10	100%	10
WESTPAC LABS INC	1		9	90%	10
PERSONAL PEDIATRICS PA		7	3	30%	10
DELIVER MY MEDS CORP		10			10
MINUTECLINIC DIAGNOSTIC OF SC, LLC #2		9	1	10%	10
CORONA PATHOLOGY		10			10
MINUTECLINIC DIAGNOSTIC OF ILLINOIS LL		8	2	20%	10
RHODE ISLAND DEPARTMENT OF HEALTH			10	100%	10
MEDEXPRESS URGENT CARE - BENTON HARBOR		10			10
MEDEXPRESS URGENT CARE PARKERSBURG		8	2	20%	10

COVID-19: testing by laboratory

Data through Mar 12, 2021 verified as of Mar 13, 2021 at 09:25 AM

Data in this report are provisional and subject to change.

The numbers in the table below represent the number of Florida and non-Florida residents for whom test results were received by the Department of Health. A person can be tested by more than one laboratory and can have both positive and negative results. **Therefore, the sum of the numbers in each column will be larger than the total number of people tested.**

Reporting lab	Inconclusive	Negative	Positive	Percent positive	Total
MEDEX REGIONAL LABORATORIES LLC		1	9	90%	10
ALACHUA			10	100%	10
CONSULATE HEALTH CARE OF PENSACOLA			10	100%	10
NEW JERSEY DEPARTMENT OF HEALTH COMMUNICABLE DISEASE SERVICE		3	7	70%	10
PEPIN ACADEMIES-PASCO		10			10
URGENT CARE CENTER AT PINNACLE		4	6	60%	10
Maury Regional Hospital		6	4	40%	10
CBC LAB		3	7	70%	10
ILLINOIS DEPARTMENT OF PUBLIC HEALTH		1	8	89%	9
MEDEXPRESS URGENT CARE - BEECH GROVE		8	1	11%	9
KEY WEST URGENT CARE, INC		3	6	67%	9
ORANGE PARK PEDIATRIC ASSOCIATES		1	8	89%	9
Consulate Health Care of Brandon		7	2	22%	9
DYNAMIC HEALTH CENTERS INC		5	4	44%	9
BUENA VIDA ESTATES			9	100%	9
GOOD SAMARITAN MEDICAL CENTER			9	100%	9
COLLIER BLVD HMA PHYSICIAN MANAGEMENT,, LLC			9	100%	9
BRENNITY AT VERO BEACH, THE			9	100%	9
ORLANDO HEALTH PHYSICIAN ASSOCIATES		4	5	56%	9
MINUTECLINIC, LLC, #4160		6	3	33%	9
MINUTECLINIC DIAGNOSTICS OF IND, LLC		9			9
ANY LAB TEST NOW INC			9	100%	9
MINUTE CLINIC DIAGNOSTIC OF TN PC #64		9			9
CVS MINUTE CLINIC DIAGNOSTIC OF TEXAS, LLC		9			9
ST JOSEPH WOMENS HOSPITAL			9	100%	9
INTEGRATED FAMILY MEDICAL CENTER			9	100%	9
CVS TX10016POCT PRINCETON		9			9
MINUTECLINIC, LLC #1492		9			9
CHILDREN'S HEALTHCARE OF ATLANTA/EGLESTON		9			9
GULF COAST MEDICAL GROUP		2	7	78%	9
ST JUDE LABORATORIES		7	2	22%	9
INSPIRED LIVING AT PALM BAY		7	2	22%	9
CLAYMED OF NORTH FLORIDA			9	100%	9
GCPM MANUAL MICROBIOLOGY		1	8	89%	9
VILLAGE PLACE HEALTH AND REHAB		9			9
LIFELINK TISSUE BANK D/B/A LIFELINK TISSUE BANK		8	1	11%	9
OPTUM SILVER LAKES			9	100%	9
PREMIUM HEALTH CARE			9	100%	9
Manor Care of Dunedin		6	3	33%	9
WESTERN NEW YORK IMMEDIATE MEDICAL CAR		9			9
OUR HOME AT BEACON HILL			9	100%	9
CVS MINUTE CLINIC DIAGNOSTIC		8	1	11%	9
FAST PACE MEDICAL CLINIC PLLC		7	2	22%	9
WINTER PARK INTERNAL MEDICINE MD PA		7	2	22%	9
MINUTE CLINIC LLC #2775		8	1	11%	9
SOMA MEDICAL CENTER PA #4			9	100%	9

COVID-19: testing by laboratory

Data through Mar 12, 2021 verified as of Mar 13, 2021 at 09:25 AM

Data in this report are provisional and subject to change.

The numbers in the table below represent the number of Florida and non-Florida residents for whom test results were received by the Department of Health. A person can be tested by more than one laboratory and can have both positive and negative results. **Therefore, the sum of the numbers in each column will be larger than the total number of people tested.**

Reporting lab	Inconclusive	Negative	Positive	Percent positive	Total
UCARE			9	100%	9
HAWTHORNE INN OF LAKE LAND		9			9
MINUTECLINIC DIAGNOSTIC OF NEW JERSEY, LLC # 7069		9			9
MINUTE CLINIC DIAGNOSTIC OF SC, LLC #42		8	1	11%	9
WINDSOR OF SAN PABLO, THE		6	3	33%	9
PEDIATRIC HEALTH CARE ALLIANCE			9	100%	9
UNIVERSITY MEDICAL CENTER		8	1	11%	9
GRAND VILLA OF DELRAY EAST		9			9
ROSECASTLE			9	100%	9
CVS TN5601POCT LENOIR CITY		9			9
MOBILE RESPONSE DIAGNOSTICS LLC		8	1	11%	9
Signature Healthcare of Ormond		9			9
HOUSE CALLS PROFESSIONAL LLC		6	3	33%	9
FLORIDA CENTER FOR DERMATOLOGY LABORATORY			9	100%	9
Fouraker Hills Rehab and Nursing			9	100%	9
NORTHWEST FLORIDA COMMUNITY HOSPITAL LABORATORY		8	1	11%	9
REMISE OCCUPATIONAL HEALTH SOLUTIONS INC			9	100%	9
WADSWORTH CENTER - DAVID AXELROD INSTITUTE		8	1	11%	9
CVS PHARMACY NO 274		9			9
MIDMICHIGAN MEDICAL CENTER			9	100%	9
ENCOMPASS HOME HEALTH OF THE SOUTHEAST LLC		9			9
FOX FAMILY PRACTICE		9			9
MINUTECLINIC DIAGNOSTIC OF TN PC #6363		8	1	11%	9
PENSACOLA CLUSTER			9	100%	9
BAYFRONT HEALTH ST PETERSBURG		8	1	11%	9
MINUTECLINIC DIAGNOSTIC OF NORTH CAROLINA, PC		8	1	11%	9
VIGILINT HEALTHCARE		7	2	22%	9
ADVENT HEALTH - FOUR CORNERS ER		8	1	11%	9
PALM BAY URGENT CARE PL		1	8	89%	9
LAKE NONA MEDICAL SERVICE LLC		9			9
MEDEXPRESS URGENT CARE-LATROBE		9			9
MINUTECLINIC DIAGNOSTIC OF OKLAHOMA		7	2	22%	9
CVS PA6902POCT BRYN MAWR		7	2	22%	9
LOREY ALF		9			9
LAKEVIEW HEALTH SYSTEMS			9	100%	9
NORTHSHORE UNIVERSITY HEALTHSYSTEM EVANSTON HOSPITAL LAB			9	100%	9
PATEL MEDICAL VENTURES		8	1	11%	9
MEDEXPRESS URGENT CARE - SWANSEA, N ILLINOIS ST		8	1	11%	9
CVS MINUTE CLINIC DIAGNOSTIC OF TN #3293		9			9
ORLANDO MEDICAL CENTER PL		1	8	89%	9
WESTCHESTER GENERAL HOSPITAL BLOOD GAS LAB			9	100%	9
CARENOW URGENT CARE-GREEN HILLS		9			9
MINUTECLINIC DIAGNOSTIC OF MINNESOTA		9			9
GLADES COUNTY DETENTION CENTER			9	100%	9
NEMOURS CHILDREN'S PRIMARY CARE VERO BEACH			9	100%	9
DAVID LAWRENCE CENTER INC		7	2	22%	9

COVID-19: testing by laboratory

Data through Mar 12, 2021 verified as of Mar 13, 2021 at 09:25 AM

Data in this report are provisional and subject to change.

The numbers in the table below represent the number of Florida and non-Florida residents for whom test results were received by the Department of Health. A person can be tested by more than one laboratory and can have both positive and negative results. **Therefore, the sum of the numbers in each column will be larger than the total number of people tested.**

Reporting lab	Inconclusive	Negative	Positive	Percent positive	Total
UHEALTH UNIVERSITY OF MIAMI			9	100%	9
ALLIANCE HEALTH AND REHABILITATION CENTER		9			9
MINUTECLINIC LLC (1435)		8	1	11%	9
NEW YORK PRESBYTERIAN - LOWER MANHATTAN		9			9
GRAND VILLA OF MELBOURNE		7	2	22%	9
MINUTECLINIC #8760		9			9
MICHIGAN DEPARTMENT OF COMMUNITY HEALTH		1	8	89%	9
WINDSOR OF GAINESVILLE		9			9
JOHNS HOPKINS ALL CHILDRENS			9	100%	9
FAMILY PRACTICE OF DAVIE INC			9	100%	9
NATURE COAST REGIONAL MEDICAL CENTER			9	100%	9
ROSEMONT GARDENS INC		9			9
PINELLAS PARK FIRE DEPARTMENT		9			9
CARENOW URGENT CARE-MT JULIET		8	1	11%	9
BERRYHILL MANOR		9			9
NASCAR EVENT MANAGEMENT, LLC		9			9
MAGNOLIA MANOR			9	100%	9
MINUTECLINIC, LLC, DBA MINUTECLINIC #6106		7	2	22%	9
CVS M08590POCT KANSAS CITY		5	4	44%	9
CHILDREN'S HEALTH CENTER INC.		7	2	22%	9
NIGHT LITE PEDIATRICS CENTER		1	8	89%	9
MINUTECLINIC, LLC #4682		5	4	44%	9
MINUTE CLINIC INCORPORATE		9			9
CVS MINUTE CLINIC DIAGNOSTIC PA #3060		8	1	11%	9
CVS MINUTE CLINIC DIAG OF IND, LLC #6549		9			9
OMNI			9	100%	9
CHEMISYS LABORATORIES		1	8	89%	9
RIVERVIEW REGIONAL MEDICAL CENTER		7	2	22%	9
FLORIDA HOSPITAL WINTER PARK		7	2	22%	9
ASSOCIATES IN MEDICINE		7	2	22%	9
MINUTECLINIC, LLC #1470		9			9
MINUTE CLINIC LLC #1448		8	1	11%	9
PRECISION GENETICS			9	100%	9
FLORIDA MENTOR		7	2	22%	9
UF HEALTH		1	8	89%	9
LAWRENCE TECHNOLOGICAL UNIVERSITY		8			8
WELLIGENT		1	7	88%	8
HOLY NAME MEDICAL CENTER	1	6	1	13%	8
THE WOLFF CENTER FOR CHILD & ADOLESCENT HEALTH			8	100%	8
NEMOURS CHILDREN'S URGENT			8	100%	8
WHITE SANDS OUTPATIENT SERVICES (WSOP SERVICES LLC)		8			8
IMMUNOGENOMICS LLC		5	3	38%	8
ADVANCED RESEARCH FOR HEALTH IMPROVEMENT		6	2	25%	8
FLORIDA CLINICAL LAB		1	7	88%	8
ALLEGRO - TAMPA	1	4	3	38%	8
BLOOMINGDALE PEDIATRIC ASSOCIATES PA			8	100%	8

COVID-19: testing by laboratory

Data through Mar 12, 2021 verified as of Mar 13, 2021 at 09:25 AM

Data in this report are provisional and subject to change.

The numbers in the table below represent the number of Florida and non-Florida residents for whom test results were received by the Department of Health. A person can be tested by more than one laboratory and can have both positive and negative results. **Therefore, the sum of the numbers in each column will be larger than the total number of people tested.**

Reporting lab	Inconclusive	Negative	Positive	Percent positive	Total
MINUTECLINIC DIAGNOSTIC OF TN PC #386		7	1	13%	8
MINUTECLINIC DIAGNOSTIC OF TN PC #5671		5	3	38%	8
ST MARYS MEDICAL CENTER			8	100%	8
MEDEXPRESS URGENT CARE - FORT WORTH S		7	1	13%	8
DOH JACKSONVILLE CENTRAL LABORATORY		3	5	63%	8
SURGOINSVILLE PHARMACY		8			8
GRACE COMMUNITY PHARMACY			8	100%	8
BENSONHURST URGENT CARE		8			8
UNIVERSITY OF MIAMI MILLER SCHOOL OF MEDICINE			8	100%	8
ARTHREX MEDICAL CENTER EAST		4	4	50%	8
CIGNA ONSITE HEALTH LLC		2	6	75%	8
CVS MINUTE CLINIC DIAGNOSTIC OF VIRGINIA		8			8
DR PHILLIPS MEDICAL WELLNESS CENTER		8			8
LAB UNKNOW		6	2	25%	8
GOLISANO CHILDREN'S HOSPITAL OF SOUTHWEST FLORIDA		6	2	25%	8
BARTON PARKER OD PC		8			8
BAPTIST OUTPATIENT			8	100%	8
ORMOND BEACH CENTRA CARE			8	100%	8
ST CLOUD COMPOUNDING PHARMACY & WELLNESS CENTER		8			8
ST. PETERSBURG PEDIATRICS			8	100%	8
ST CHARLES HOSPITAL LABORATORY		8			8
Sunset Lake Health and Rehabilitation Center		8			8
PALM BEACH COUNTY HEALTH DEPARTMENT LABORATORY			8	100%	8
X-GENE MOLECULAR LABS		1	7	88%	8
TRUE HEALTH		5	3	38%	8
BIOTECH PHARMACEUTICAL GROUP LLC			8	100%	8
ALBION COLLEGE (ABBOTT)		8			8
TREASURE ISLE LLC		8			8
LAKELAND REGIONAL HEALTH GRASSLANDS		7	1	13%	8
VENICE REGIONAL MEDICAL CENTER			8	100%	8
WALK-IN MEDICAL CARE			8	100%	8
SYLVESTER AT PLANTATION LABORATORY		7	1	13%	8
VAIL VALLEY MEDICAL CENTER			8	100%	8
ST VINCENT'S ST CLAIR		5	3	38%	8
NORTHSIDE HOSPITAL		2	6	75%	8
IU HEALTH PATHOLOGY		1	7	88%	8
MINUTECLINIC DIAG OF IND, LLC #2387		7	1	13%	8
DORAL URGENT CARE			8	100%	8
FOUNTAINVIEW BY FIVE STAR QUALITY CARE		7	1	13%	8
MED & CO INVESTMENT LLC		7	1	13%	8
GUIDEWELL EMERGENCY MEDICINE DOCTORS LLC #33		4	4	50%	8
DIAGNOSTIC CLINIC		7	1	13%	8
ST LUKES ROOSEVELT LABORATORY		7	1	13%	8
ETHOS LABORATORIES		7	1	13%	8
MEDEXPRESS URGENT CARE, BUTLER		5	3	38%	8
VETERANS AFFAIRS MEDICAL CENTER - OUTPATIENT			8	100%	8

COVID-19: testing by laboratory

Data through Mar 12, 2021 verified as of Mar 13, 2021 at 09:25 AM

Data in this report are provisional and subject to change.

The numbers in the table below represent the number of Florida and non-Florida residents for whom test results were received by the Department of Health. A person can be tested by more than one laboratory and can have both positive and negative results. **Therefore, the sum of the numbers in each column will be larger than the total number of people tested.**

Reporting lab	Inconclusive	Negative	Positive	Percent positive	Total
MINUTECLINIC DIAGNOSTIC OF VIRGINIA		8			8
WATERFORD AT CREEKSIDE, THE			8	100%	8
MONTEFIORE MEDICAL CENTER LABORATORIES - NORTH		8			8
ST. JOSEPH HOSPITAL AND HEALTH CARE INC.			8	100%	8
APEX HOME HEALTH CARE		7	1	13%	8
CAREPOINT CLINIC		5	3	38%	8
ALLINA HEALTH - ABBOTT NORTHWESTERN HOSPITAL		5	3	38%	8
FHCP-ORANGE CITY			8	100%	8
DOCTOR'S IN-HOUSE LAB/COMMUNITY HEALTH CENTERS OF PINELLAS - CLEARWATE			8	100%	8
MID-HUDSON VALLEY DIVISION OF WESTCHESTER MEDICAL		8			8
SEA LEVEL LABS			8	100%	8
MEDICANA NURSING AND REHAB CENTER			8	100%	8
LANE PEDIATRICS PA			8	100%	8
PALMS WEST HOSPITAL			8	100%	8
JOHN T MATHER MEMORIAL HOSPITAL LABORATORY		7	1	13%	8
LAKE CONWAY URGENT CARE LLC		2	6	75%	8
LIFE CARE CITRUS COUNTY			8	100%	8
MAGNOLIA PEDIATRICS GROUP LLC			8	100%	8
MINUTECLINIC, LLC, MINUTECLINIC #7637		6	2	25%	8
JUPITER CLINIC			8	100%	8
CLEARWATER PEDIATRIC CARE		1	7	88%	8
MINUTECLINIC, LLC #05038		8			8
CARE ATC - CITY OF BOYNTON BEACH	1	2	5	63%	8
MINUTECLINIC, LLC, DBA MINUTECLINIC #2		8			8
FHPG_EXP CARE W HILLSBOROUGH			8	100%	8
CONSULATE HEALTH CARE		7	1	13%	8
CVS MINUTE CLINIC DIAGNOSTIC OF NEW JERSEY		8			8
CAN COMMUNITY HEALTH, INC		8			8
BEAUMONT EMERGENCY CENTER			8	100%	8
ST CLOUD PHYSICIAN MANAGMENT LLC		7	1	13%	8
HEALTHMARK REGIONAL HOSPITAL LAB		4	4	50%	8
CVS MINUTE CLINIC DIAGNOSTIC OF TEXAS,LLC		6	2	25%	8
FLORIDA HEART AND VASCULAR MULTISPECIALTY GROUP		8			8
ROBERT WOOD JOHNSON HOSPITAL		7	1	13%	8
CIAN DIAGNOSTICS			8	100%	8
WILLIAMSBURGH CHAI CARE		7	1	13%	8
LEMOYNE COLLEGE WELLNESS CENTER FOR		8			8
GENEUS DIAGNOSTICS			8	100%	8
ARCHBOLD MEMORIAL HOSPITAL/LAB		3	5	63%	8
ADVENTHEALTH MEDICAL GROUP PEDIATRIC & ADOLESCENT		7	1	13%	8
PACIFICA SUNRISE			8	100%	8
NITIN BAWA PROFESSIONAL ASSOCIATES			8	100%	8
HUNTINGTON VILLAGE URGENT CARE		8			8
FLORIDA KEYS CONCIERGE MEDICINE, LLC		6	2	25%	8
MEDEXPRESS URGENT CARE - WASHINGTON		6	2	25%	8
INTERNAL MEDICINE ASSOCIATES OF JACKSON HOSPITAL			8	100%	8

COVID-19: testing by laboratory

Data through Mar 12, 2021 verified as of Mar 13, 2021 at 09:25 AM

Data in this report are provisional and subject to change.

The numbers in the table below represent the number of Florida and non-Florida residents for whom test results were received by the Department of Health. A person can be tested by more than one laboratory and can have both positive and negative results. **Therefore, the sum of the numbers in each column will be larger than the total number of people tested.**

Reporting lab	Inconclusive	Negative	Positive	Percent positive	Total
HARBORCHASE OF DR PHILLIPS		7	1	13%	8
THOMAS JEFFERSON UNIVERSITY HOSPITAL		4	4	50%	8
MINUTE-CLINIC DIAGNOSTIC OF VIRGINIA, LLC #2003		5	3	38%	8
CVS NJ617POCT CEDAR GROVE		7	1	13%	8
SOMA MEDICAL CENTER MD PA #7 PEDIATRICS			8	100%	8
EXECUTIVE MEDICAL SERVICES		8			8
OSWEGO HOSPITAL LABORATORY		7	1	13%	8
MEDEXPRESS ELKINS		8			8
PUTNAM FAMILY CARE INC		3	5	63%	8
ST VINCENT'S CHILTON		6	2	25%	8
HEALTHPARK MEDICAL CTR NURSING SVC		8			8
Nashville Central Laboratory		8			8
UNIVERSITY HOSPITALS OF CLEVELAND		4	4	50%	8
STPET		6	2	25%	8
MINUTECLINIC DIAGNOSTIC OF NEW JERSEY,		7	1	13%	8
DIXITKUMAR N MODI MD PA			8	100%	8
JX REF LAB			8	100%	8
GENE STREET LABORATORIES, LLC		6	2	25%	8
OKLAHOMA STATE DEPARTMENT OF HEALTH-PUBLIC HEALTH LABORATORY			8	100%	8
JACKSON CLINIC PA,THE		4	4	50%	8
NEOGENOMICS LABORATORIES, INC		8			8
ALACHUA COUNTY HEALTH DEPARTMENT		1	7	88%	8
DOH-TAMPA BRANCH LABORATORY (MLK BLVD)		4	4	50%	8
ATLANTIC CONSOLIDATED LABORATORY		8			8
SOUTHEASTERN PEDIATRIC ASSOCIATES			8	100%	8
BLOOMING GARDENS OF CARE INC		8			8
NEW HAMPSHIRE DEPARTMENT OF HEALTH AND HUMAN SERVICES		3	5	63%	8
CVS HEALTH MINUTE CLINIC		1	7	88%	8
DOTHAN PEDIATRIC CLINIC			8	100%	8
CURATIVE		1	7	88%	8
CVS HEALTH, #2043		8			8
DOCTOR'S IN HOUSE LAB			8	100%	8
PUTNAM COUNTY EMERGENCY RESCUE SERVICE		5	3	38%	8
NORTH PINELLAS CHILDRENS MEDICAL CENTER INC			8	100%	8
MINUTE CLINIC LLC #10203		6	2	25%	8
MINUTECLINIC DIAG OF IND, LLC #6697		8			8
DEPARTMENT OF HEALTH- CITRUS COUNTY		1	7	88%	8
INTERNAL MEDICINE AND AESTHETICS OF NAPLES LLC		8			8
MINUTECLINIC DIAGNOSTIC OF TN PC #242		5	3	38%	8
MEDEXPRESS URGENT CARE - MIDLOTHIAN		6	1	14%	7
SONORA QUEST LABORATORIES			7	100%	7
CVS TX7827POCT ROUND ROCK		7			7
KANSAS DEPARTMENT OF HEALTH		2	5	71%	7
HEALTH CARE LABORATORY SERVICES		1	6	86%	7
SIMEDHEALTH LLC		2	5	71%	7
MEDEXPRESS URGENT CARE - BATTLE CREEK		4	3	43%	7

COVID-19: testing by laboratory

Data through Mar 12, 2021 verified as of Mar 13, 2021 at 09:25 AM

Data in this report are provisional and subject to change.

The numbers in the table below represent the number of Florida and non-Florida residents for whom test results were received by the Department of Health. A person can be tested by more than one laboratory and can have both positive and negative results. **Therefore, the sum of the numbers in each column will be larger than the total number of people tested.**

Reporting lab	Inconclusive	Negative	Positive	Percent positive	Total
PEDIATRICS URGENT CARE, LLC			7	100%	7
FLORIDA HOSPITAL KISSIMMEE		4	3	43%	7
CHAPTERS HEALTH HOSPICE		7			7
BALTIMORE CITY HEALTH DEPT COMMUNICABLE DISEASES AND EPIDEMIOLOGY			7	100%	7
ABBAY MANOR RETIREMENT RESIDENCE INC		7			7
FLORIDA HOSPITAL APOPKA		6	1	14%	7
NORTHDALE REHABILITATION CENTER			7	100%	7
NYU WINTHROP HOSPITAL PATHOLOGY		7			7
FLORIDA CANCER SPECIALISTS & RESEARCH INSTITUTE		6	1	14%	7
YAZJI PEDIATRIC CARE LLC DBA TUKA PEDIATRICS			7	100%	7
CARESOUTH HHA HOLDINGS OF TALLAHASSEE LLC		7			7
MINUTECLINIC DIAGNOSTIC OF TN PC #643		5	2	29%	7
Ocoee Health Care Center		7			7
SUNRISE SENIOR LIVING OF JACKSONVILLE			7	100%	7
SOUTH FLORIDA ENT ASSOCIATES, INC			7	100%	7
TRUE HEALTH DIAGNOSTICS		1	6	86%	7
CLAY PRIMARY & FAMILY CARE LLC			7	100%	7
BETH ISRAEL MEDICAL CENTER LABS		7			7
Lenox on the Lake			7	100%	7
MINUTECLINIC, LLC #1796		6	1	14%	7
RIVER OAKS TREATMENT CENTER			7	100%	7
LONG ISLAND JEWISH FOREST HILLS HOSPITAL		7			7
LEPE'S HOUSE			7	100%	7
MINUTE CLINIC LLC #4017		7			7
MINUTECLINIC, LLC #1586		5	2	29%	7
SCHOOL OF PHARMACY AND PHARMACEUTICAL		7			7
EMBRY-RIDDLE AERONAUTICAL UNIVERSITY HEALTH			7	100%	7
CAPRONA GROUP HOME		1	6	86%	7
HEARTLAND PEDIATRICS OF LAKE PLACID			7	100%	7
MEDEXPRESS URGENT CARE - CLARKSBURG		7			7
CAYUGA COUNTY HEALTH DEPARTMENT		6	1	14%	7
HEALTH AND WELLNESS CENTER		1	6	86%	7
SUPERIOR RESIDENCES AT CALA HILLS		7			7
BROOKDALE LAKE ORIENTA			7	100%	7
GRACE WELLNESS CENTER LLC		6	1	14%	7
PASSPORT HEALTH			7	100%	7
WILDLIGHT LAB			7	100%	7
FAMILY MEDICINE MEDICAL DRIVE		7			7
OCALA FAMILY MEDICAL CENTER		7			7
LYNMOORE,THE		7			7
IRL MARKET LAB			7	100%	7
PEDIATRICS IN BREVARD-COCOA BEACH		2	5	71%	7
MINUTECLINIC, LLC #03965		7			7
GILCHRIST COUNTY FIRE DEPARTMENT		4	3	43%	7
GULF COAST PEDIATRICS OF SARASOTA PA		1	6	86%	7
LONGWOOD FAMILY MEDICINE		1	6	86%	7

COVID-19: testing by laboratory

Data through Mar 12, 2021 verified as of Mar 13, 2021 at 09:25 AM

Data in this report are provisional and subject to change.

The numbers in the table below represent the number of Florida and non-Florida residents for whom test results were received by the Department of Health. A person can be tested by more than one laboratory and can have both positive and negative results. **Therefore, the sum of the numbers in each column will be larger than the total number of people tested.**

Reporting lab	Inconclusive	Negative	Positive	Percent positive	Total
FLORIDA DIGESTIVE AND LIVER SPECIALIST		7			7
WELLMED AT BRANDON REGIONAL		5	2	29%	7
DOTHAN WEST FAMILY MEDICINE		5	2	29%	7
NOVANT HEALTH INPATIENT CARE		2	5	71%	7
MODMD LABORATORY		7			7
UNIVERSITY OF WASHINGTON MEDICAL CENTER			7	100%	7
FLORIDA SCHOOL FOR THE DEAF AND THE BLIND			7	100%	7
CARENOW URGENT CARE-MADISON		7			7
MEDEXPRESS URGENT CARE, JOHNSTOWN		6	1	14%	7
MEDEXPRESS URGENT CARE - STATE COLLEGE		5	2	29%	7
NORTHSIDE HOSPITAL ATLANTA		3	4	57%	7
JUPITER ISLAND PUBLIC SAFETY		5	2	29%	7
HOLY GARDEN ALF, INC.		7			7
MEDEXPRESS URGENT CARE - HOT SPRINGS		7			7
DSI MANAGEMENT LLC		7			7
DELAWARE DEPARTMENT OF HEATH		6	1	14%	7
NORTH FLORIDA MEDICAL CENTERS INC		1	6	86%	7
ELLIS HOSPITAL LABORATORY		6	1	14%	7
CVS PHARMACY #8800		5	2	29%	7
PEDIATRICS OF CENTRAL FLORIDA		5	2	29%	7
CVS MINUTE CLINIC, LLC #22		6	1	14%	7
Baptist Village Retirement Communities		7			7
GENTRY PARK ORLANDO ASSISTED LIVING		6	1	14%	7
ECLRS		2	5	71%	7
LEE COUNTY HEALTH DEPARTMENT		4	3	43%	7
CVS OH2543POCT CANFIELD		5	2	29%	7
GRAND VILLA OF PALM COAST		7			7
MINUTE CLINIC DIAGNOSTIC OF MICHIGAN PC		7			7
WYOMING COUNTY COMMUNITY HOSPITAL LABORATORY		7			7
EXPRESS TEST			7	100%	7
BOCA BIOLISTICS LLC			7	100%	7
MEDEXPRESS URGENT CARE-DUBOIS		7			7
PBC FOUND CARE INC			7	100%	7
CVS MINUTE CLINIC DIAG OF IND LLC #5206		6	1	14%	7
QUE		4	3	43%	7
ORLANDO ORTHOPAEDIC CENTER		5	2	29%	7
MEDEXPRESS URGENT CARE - STAUNTON		3	4	57%	7
VICTORIAN MANOR		2	5	71%	7
MERCY HEALTH—MUSKEGON		6	1	14%	7
WALGREEN #6538		7			7
LAWTON CHILES HEALTH CENTER		1	6	86%	7
MANATEE PEDIATRICS			7	100%	7
EP LTC PHARMACY		5	2	29%	7
ORLANDO FAMILY PHYSICIANS			7	100%	7
DOCTORS CLINICAL LABORATORY, INC		5	2	29%	7
KEYSTONE PLACE AT NAPLES PRESERVE		4	3	43%	7

COVID-19: testing by laboratory

Data through Mar 12, 2021 verified as of Mar 13, 2021 at 09:25 AM

Data in this report are provisional and subject to change.

The numbers in the table below represent the number of Florida and non-Florida residents for whom test results were received by the Department of Health. A person can be tested by more than one laboratory and can have both positive and negative results. **Therefore, the sum of the numbers in each column will be larger than the total number of people tested.**

Reporting lab	Inconclusive	Negative	Positive	Percent positive	Total
MEDEXPRESS URGENT CARE - MAPLE DRIVE		7			7
CRESTWOOD MEDICAL CENTER		5	2	29%	7
PENN MEDICINE PRINCETON MEDICAL CENTER		6	1	14%	7
NEMOURS CHILDREN'S HOSPITAL			7	100%	7
EL PARAISO HOME INC		7			7
LPG PRIMARY CARE AT COLONIAL CENTER DRIVE		6	1	14%	7
ST. CLOUD PHARMACY AND WELLNESS CENTER		3	4	57%	7
Thermopolis Rehabilitation Wellness		7			7
LIZS ADULT CARE		7			7
PERSONAL PHYSICIAN CARE PA			7	100%	7
COMMUNITY MEDICAL AND DENTAL CARE INC		7			7
Florida Clinical Laboratory		1	6	86%	7
FHMG_FM AND IM AVALON PARK		2	5	71%	7
CENTRAL JERSEY URGENT CARE OF EATONTOW		7			7
DALLAS COUNTY HEALTH AND HUMAN SERVICES			7	100%	7
LPG PRIMARY CARE AT CAPE CORAL PARKWAY		6	1	14%	7
MINUTECLINIC DIAGNOSTIC OF MAINE, LLC		5	2	29%	7
URGENT CARE OF LONGWOOD			7	100%	7
MC DIAGNOSTIC OF CONNECTICUT, PC #1966		7			7
BRADENTON PHYSICIANS MEDICAL CENTER			7	100%	7
AVON PARK PEDIATRICS			7	100%	7
CARENOW URGENT CARE-SOUTHLAKE			7	100%	7
MIAMI BEACH COMMUNITY HEALTH CENTER INC			7	100%	7
MC DIAGNOSTIC OF CONNECTICUT , PC # 3		5	2	29%	7
EASTERN FLORIDA STATE COLLEGE - PALM BAY CAMPUS□			7	100%	7
VERMONT DEPARTMENT OF HEALTH		1	6	86%	7
CITY OF TALLAHASSEE		7			7
PENINSULA CARE AND REHABILITATION CENTER			7	100%	7
LAKE PEDIATRICS			7	100%	7
COMPASSION PEDIATRICS		3	4	57%	7
SOUTH COM HEALTH CLINIC, DEPT. OF THE ARMY		7			7
MEDEXPRESS URGENT CARE - CULPEPER		7			7
WHEELER LABORATORY		6	1	14%	7
MINUTECLINIC DIAGNOSTIC OF TN PC #240		6	1	14%	7
ADVENT HEALTH APOPKA		3	4	57%	7
MIAMI COMPREHENSIVE MEDICINE GROUP PA		4	3	43%	7
CVS NC4165POCT BREVARD		5	2	29%	7
DOCTOR'S IN-HOUSE LAB/COMMUNITY HEALTH CENTERS OF PINELLAS -PINELLAS P			7	100%	7
Parkside Villa		7			7
OPTUM PRIMARY CARE - FOUNTAIN OAKS		3	4	57%	7
MINUTE CLINIC LLC #5706		6	1	14%	7
MINUTE CLINIC DIAGNOSTIC OF PENNSYLVANIA		7			7
KENDALL REGIONAL MEDICAL CNTR			7	100%	7
GOLDMAN SACHS HEALTH CENTER	1	6			7
MEDEXPRESS URGENT CARE - FAYETTEVILLE		5	2	29%	7
PANCARE HEALTH - HOSFORD SCHOOL			7	100%	7

COVID-19: testing by laboratory

Data through Mar 12, 2021 verified as of Mar 13, 2021 at 09:25 AM

Data in this report are provisional and subject to change.

The numbers in the table below represent the number of Florida and non-Florida residents for whom test results were received by the Department of Health. A person can be tested by more than one laboratory and can have both positive and negative results. **Therefore, the sum of the numbers in each column will be larger than the total number of people tested.**

Reporting lab	Inconclusive	Negative	Positive	Percent positive	Total
ORLANDO FAMILY MEDICAL INC		7			7
BAYCARE MEDICAL GROUP		1	6	86%	7
BIRMINGHAM VAMC		3	4	57%	7
CVS MINUTE CLINIC DIAGNOSTIC MED GRP OF SAN		5	2	29%	7
MINUTECLINIC DIAG OF IND LLC #6998		6	1	14%	7
NORTHERN DUTCHESS HOSPITAL LABORATORY		5	2	29%	7
MINUTECLINIC #2860		5	2	29%	7
AARK LABORATORY		6			6
LISTENING DOCTOR PLLC, THE		1	5	83%	6
CURATIVE CARE CENTER INC		1	5	83%	6
Advanced Care Center			6	100%	6
AVANTE AT ORMOND BEACH INC			6	100%	6
ENTRUST IMMEDIATE CARE			6	100%	6
CVS NJ2815POCT E BRUNSWICK		4	2	33%	6
THE CLINIC PREMISE HEALTH			6	100%	6
TAMIAMI LAB MILLENIUM			6	100%	6
MD NOW MEDICAL CENTER			6	100%	6
ALLEGRO FLEMING ISLAND		1	5	83%	6
ELITE MD GROUP INC		2	4	67%	6
SANDGATE GARDENS REHAB & NURSING CENTER		3	3	50%	6
MARSHALL MEDICAL CENTER SOUTH LAB		5	1	17%	6
FLORIDA DEPARTMENT OF HEALTH IN MIAMI DADE COUNTY		5	1	17%	6
FLEET LANDING			6	100%	6
PROHEALTH MED		1	5	83%	6
WIREGRASS MEDICAL CENTER			6	100%	6
CVS NC6402POCT DAVIDSON		4	2	33%	6
RIVER CITY PRIMARY AND URGENT CARE			6	100%	6
MEDEXPRESS URGENT CARE - HOLLINS		6			6
LPG PRIMARY CARE AT MATTHEW DRIVE		6			6
CVS PA1671POCT LANCASTER		6			6
CITIZENS BAPTIST MEDICAL CENTERS LAB		5	1	17%	6
MINUTECLINIC, LLC #03268		5	1	17%	6
PARTNERS PHARMACY OF FLORIDA LLC		6			6
CVS IN6654POCT INDIANAPOLIS		5	1	17%	6
CARDIOTHORACIC SURGERY OF HYDE PARK			6	100%	6
MEDEXPRESS URGENT CARE - MT LEBANON		4	2	33%	6
Kroger 673 - The Little Clinic Dallas		5	1	17%	6
CVS NV3210POCT LAS VEGAS		6			6
AMERICAN EAGLE LEESBURG AL LLC DBA VISTA LAKE			6	100%	6
WATAUGA MEDICAL CENTER		4	2	33%	6
ALL CHILDREN'S HOSPITAL		1	5	83%	6
SELECT PHYSICIANS ALLIANCE PL		6			6
IVY ROSEN MD PLLC		6			6
XPRESS URGENT CARE LLC		6			6
MINUTECLINIC, LLC #4507		6			6
ENCORE AT BOCA RATON, THE			6	100%	6

COVID-19: testing by laboratory

Data through Mar 12, 2021 verified as of Mar 13, 2021 at 09:25 AM

Data in this report are provisional and subject to change.

The numbers in the table below represent the number of Florida and non-Florida residents for whom test results were received by the Department of Health. A person can be tested by more than one laboratory and can have both positive and negative results. **Therefore, the sum of the numbers in each column will be larger than the total number of people tested.**

Reporting lab	Inconclusive	Negative	Positive	Percent positive	Total
MINUTECLINIC DIAGNOSTIC OF SC, LLC #7		4	2	33%	6
CVS SC7556POCT WEST COLUMBIA		6			6
FIRST COAST CARDIOVASCULAR INSTITUTE PA			6	100%	6
INTERVENTIONAL REHABILITATION OF SOUTH FLORIDA			6	100%	6
FLORIDA WOMAN CARE LABORATORY			6	100%	6
CAMELLIA AT DEERWOOD		2	4	67%	6
MINUTECLINIC MINUTECLINIC #8505		4	2	33%	6
LEWIS COUNTY MANOR		6			6
MEDEXPRESS URGENT CARE - BLUEFIELD		5	1	17%	6
MINUTECLINIC DIAGNOSTIC OF ILLINOIS		5	1	17%	6
CONCENTRA			6	100%	6
MINUTECLINIC DIAG OF IND LLC #8651		5	1	17%	6
MINUTE CLINIC OF KANSAS PA		2	4	67%	6
TERRACINA LLC		1	5	83%	6
MINUTE-CLINIC DIAGNOSTIC OF VIRGINIA, LLC #794		5	1	17%	6
BETHESDA COMMUNITY HEALTH CENTER			6	100%	6
MEDEXPRESS URGENT CARE-PETERS TWP		5	1	17%	6
JERSEY SHORE MEDICAL CENTER		6			6
TIMBER CREEK PEDIATRICS		6			6
TERENCE B MITCHELL MD, INC		2	4	67%	6
DIXIE COUNTY EMERGENCY SERVICES			6	100%	6
URGENT CARE HOUSECALLS PA		5	1	17%	6
MINUTECLINIC DIAGNOSTIC OF KENTUCKY		6			6
CENTRAL FLORIDA PRIMARY CARE			6	100%	6
MEDEXPRESS URGENT CARE - ELM GROVE		5	1	17%	6
GUTHRIE MEDICAL GROUP LABORATORIES		6			6
CVS NC5591POCT STATESVILLE		5	1	17%	6
SUMTER COUNTY HEALTH DEPARTMENT		1	5	83%	6
PROGRESS PHARMACY INC		1	5	83%	6
LOUISIANA DEPT OF HEALTH			6	100%	6
AMERICAN HEALTH ASSOC. LABORATORY SOUTH		4	2	33%	6
SARASOTA MEDICAL CENTER			6	100%	6
NU WAVE MEDICAL CENTER			6	100%	6
CVS TX4397POCT CYPRESS		6			6
MC DIAGNOSTIC OF CONNECTICUT, PC #1043		6			6
FAMILY TREE PRIMARY CARE		5	1	17%	6
QUICK CARE MED WALK IN AND URGENT CARE			6	100%	6
UT SOUTHWESTERN MEDICAL CENTER			6	100%	6
MERCY COLLEGE HEALTH OFFICE		6			6
MINUTECLINIC DIAGNOSTIC OF NORTH CAROLINA PC #5341		4	2	33%	6
MINUTECLINIC DIAGNOSTIC OF OHIO #7790		4	2	33%	6
SUPREME LABORATORY			6	100%	6
SAINT PETER'S UNIVERSITY HOSPITAL		6			6
CVS CT1109POCT BETHEL		6			6
PR HEALTH		1	5	83%	6
MEDEXPRESS URGENT CARE-PITTSFIELD		6			6

COVID-19: testing by laboratory

Data through Mar 12, 2021 verified as of Mar 13, 2021 at 09:25 AM

Data in this report are provisional and subject to change.

The numbers in the table below represent the number of Florida and non-Florida residents for whom test results were received by the Department of Health. A person can be tested by more than one laboratory and can have both positive and negative results. **Therefore, the sum of the numbers in each column will be larger than the total number of people tested.**

Reporting lab	Inconclusive	Negative	Positive	Percent positive	Total
MINUTECLINIC LLC #5041		2	4	67%	6
BETH ISRAEL DEACONESS MEDICAL CENTER			6	100%	6
MINUTECLINIC DIAGNOSTIC OF NEVADA #87		4	2	33%	6
Rutgers Health Rwj University Hospital - Laboratory		3	3	50%	6
MINUTECLINIC DIAGNOSTIC OF OHIO #3407		5	1	17%	6
MINUTECLINIC DIAGNOSTIC MED GRP OF CA		5	1	17%	6
BROWARD COUNTY HEALTH DEPT.			6	100%	6
PLEASANTVILLE OF SEBASTIAN LLC			6	100%	6
MEDEXPRESS URGENT CARE MORGANTOWN		6			6
THE PALMS REHABILITATION AND HEALTHCARE CENTER		5	1	17%	6
MINUTECLINIC DIAGNOSTIC OF GEORGIA, LL		5	1	17%	6
Centrastate Medical Center		5	1	17%	6
SOUTHEASTERN DERMATOLOGY GROUP PA		5	1	17%	6
ATLANTIC COMMUNITY HIGH SCHOOL		5	1	17%	6
BROWARD TRANSITIONAL CENTER			6	100%	6
FLORIDA DEPARTMENT OF HEALTH IN SARASOTA COUNTY		5	1	17%	6
URGENT TEAM - HUNTSVILLE		5	1	17%	6
Northwell Lab		2	4	67%	6
SYNEXUS CLINICAL RESEARCH US INC		2	4	67%	6
MEDICAL CENTER AT OCEAN REEF		1	5	83%	6
MAXHEALTH		5	1	17%	6
URGENT TEAM - MUSCLE SHOALS		6			6
MEDEXPRESS URGENT CARE - HUNTINGTON WE		6			6
MEDEXPRESS URGENT CARE - YORK		3	3	50%	6
CAREWELL 301 - WARWICK			6	100%	6
MINUTECLINIC DIAGNOSTIC OF VIRGINIA, LLC #1416		5	1	17%	6
MINUTECLINIC DIANOSTIC OF VIRGINA, LL		5	1	17%	6
ARLINGTON OF NAPLES INC, THE		6			6
GLEN FALLS HOSPITAL DEPARTMENT OF PATHOLOGY		6			6
FRESENIUS KIDNEY CARE DUNEDIN			6	100%	6
NORTH FLORIDA PEDIATRICS JASPER			6	100%	6
CVS TX1104POCT ALLEN		6			6
BROOKDALE CLERMONT			6	100%	6
PHYSICIANS FOR CHILDREN			6	100%	6
MEDEXPRESS URGENT CARE - TARENTUM		5	1	17%	6
PRESBYTERIAN HOME		6			6
TREASURE COAST URGENT & FAMILY CARE			6	100%	6
CVS M08556POCT KANSAS CITY		5	1	17%	6
SUFFRIDGE DRIVE GROUP HOME		6			6
TAMPA URGENT CARE			6	100%	6
MAXCARE CLINIC			6	100%	6
DR. PHILLIPS MEDICAL WELLNESS CENTER		3	3	50%	6
CVS GA2147POCT KENNESAW		5	1	17%	6
CVS NATIONAL HARBOR MD2297714CV		6			6
THE WINDSOR OF OCALA		2	4	67%	6
ST. LUCIE COUNTY HEALTH DEPARTMENT		4	2	33%	6

COVID-19: testing by laboratory

Data through Mar 12, 2021 verified as of Mar 13, 2021 at 09:25 AM

Data in this report are provisional and subject to change.

The numbers in the table below represent the number of Florida and non-Florida residents for whom test results were received by the Department of Health. A person can be tested by more than one laboratory and can have both positive and negative results. **Therefore, the sum of the numbers in each column will be larger than the total number of people tested.**

Reporting lab	Inconclusive	Negative	Positive	Percent positive	Total
CVS TX8351POCT BEAUMONT		6			6
MINUTE CLINIC LLC # 2033		5	1	17%	6
CITY OF SANFORD EMPLOYEE HEALTH AND		6			6
CAPITAL HEALTH PLAN LABORATORIES			6	100%	6
PALM GARDEN OF SUN CITY			6	100%	6
CAPE CORAL URGENT CARE		3	3	50%	6
DANIEL M LIBBY MD PLLC		6			6
FLORIDA PREMIER MEDICAL CARE PA			6	100%	6
BAYCARE ALLIANT HOSPITAL			6	100%	6
DOCTORS EXPRESS OF ST PETERSBURG			6	100%	6
RANDOLPH DIABETES AND WELLNESS		5	1	17%	6
BAYSHORE POINTE NURSING AND REHAB CENTER			6	100%	6
MINUTECLINIC MINUTECLINIC #4977		4	2	33%	6
ENIGMA DIAGNOSTIC, INC.			6	100%	6
MINUTECLINIC DIAGNOSTIC OF VIRGINIA, LLC #255		6			6
FLORIDA MEDICAL SPECIALISTS		2	4	67%	6
ARLINGTON OF NAPLES		6			6
CVS GA2108POCT NORCROSS		4	2	33%	6
MEDEXPRESS URGENT CARE - PRINCETON		5	1	17%	6
UT MEMPHIS UNIVERSITY HEALTH SERVICES			6	100%	6
COMPASSION PEDIATRIC URGENT CARE LLC		2	4	67%	6
CVS DC1340POCT WASHINGTON		6			6
UNILAB		2	4	67%	6
ASCENSION ST VINCENT'S CLAY COUNTY			6	100%	6
SARAH LAWRENCE COLLEGE HEALTH SERVICES		6			6
DEPARTMENT OF HEALTH AND HUMAN SERVICES STATE OF NEW HAMPSHIRE			6	100%	6
GUIDANCE / CARE CENTER, INC		6			6
CVS CT1123POCT SOUTHBURY		6			6
VIERA PEDIATRICS		1	5	83%	6
LRHS Southeastern University		4	2	33%	6
LUMADOC HEALTH		4	2	33%	6
ANTHONY-BROWN PHARMACY		6			6
LEE PHYSICIAN GROUP COLLEGE POINT		6			6
PUBLIC HEALTH LAB		6			6
TRANSPLANT GENOMICS INC (EUROFINS)		6			6
HARMONIOUS HOME HEALTH, LLC		6			6
FAMILY CARE MEDICAL CENTER			6	100%	6
BENNETT PEDIATRICS		6			6
PALMETTO HEALTH ALLIANCE		3	3	50%	6
BOCA VIPEDIATRICS			6	100%	6
CDRX INFUSION			6	100%	6
MARQUESA MEDICAL		5	1	17%	6
INTERNAL MEDICINE LIPID AND WELNNES PRACTICE			6	100%	6
WG WINDSOR WOODS SH LLC		6			6
TEXAS MEDCLINIC			6	100%	6
GRACE REHABILITATION CENTER OF VERO BEACH		4	2	33%	6

COVID-19: testing by laboratory

Data through Mar 12, 2021 verified as of Mar 13, 2021 at 09:25 AM

Data in this report are provisional and subject to change.

The numbers in the table below represent the number of Florida and non-Florida residents for whom test results were received by the Department of Health. A person can be tested by more than one laboratory and can have both positive and negative results. **Therefore, the sum of the numbers in each column will be larger than the total number of people tested.**

Reporting lab	Inconclusive	Negative	Positive	Percent positive	Total
LAKEVIEW TERRACE HOME HEALTH SERVICES LLC			6	100%	6
SELECT PHYSICIANS ALLIANCE		6			6
MEDEXPRESS URGENT CARE - IRVING		6			6
MINUTE CLINIC DIAG OF IND LLC #8674		6			6
HUNTERS CREEK PEDIATRICS		6			6
UNILAB OF DADE INC			6	100%	6
NORTHEAST ALABAMA REGIONAL MEDICAL CENTER		3	3	50%	6
PANCARE HEALTH - KATE SMITH ELEMENTARY		1	5	83%	6
PALM HARBOR DERMATOLOGY		4	2	33%	6
HOLLY HILL HOME INFUSION SERVICE		5	1	17%	6
CLINICAL CARE ASSOCIATES			6	100%	6
SV DIAGNOSTIC LAB			6	100%	6
CHILDREN'S HOSPITAL OF PHILADELPHIA		5	1	17%	6
PATHGROUP LABS, LLC		4	2	33%	6
MEDEXPRESS URGENT CARE - RICHMOND, NINE MILE RD		5	1	17%	6
CONCENTRA URGENT CARE		2	4	67%	6
MEDEXPRESS URGENT CARE - GLENDALE		6			6
MIAMI RESCUE MISSION CLINIC INC			6	100%	6
CITYMD		1	5	83%	6
ADVENTHEALTH CAR CENTER APOPKA			5	100%	5
FRESENIUS KIDNEY CARE SOUTH ORLANDO			5	100%	5
PRINCIPLE HOSPICE SERVICE, LLC			5	100%	5
URGENT CARE COASTAL GA			5	100%	5
PANCARE HEALTH - ALTHA PUBLIC			5	100%	5
FHPG_EXP CARE PALM HARBOR			5	100%	5
SANTOS REHABILITATION CENTER INC			5	100%	5
MCKENZIE-WILLAMETTE MEDICAL CENTER LAB		5			5
LEE MEMORIAL HEALTH SYSTEM D/B/A		3	2	40%	5
NORTHPORT MEDICAL CENTER LAB		5			5
XRL SXF REF LAB		5			5
SUNSHINE STATE DIALYSIS			5	100%	5
HENDRY REGIONAL CONVENIENT CARE CENTER			5	100%	5
SIGNATURE URGENT CARE			5	100%	5
ST JOHNS BIOMEDICAL LAB		5			5
CVS PA233POCT NEWTOWN SQUARE		5			5
GULF COAST VETERANS HCS PANAMA CITY OPC		5			5
CAREHERE LCS- EUSTIS			5	100%	5
SCIENCE CARE			5	100%	5
SOUTHEAST GEORGIA HEALTH SYSTEM, INC D		5			5
COPELAND MEDICAL CLINIC		3	2	40%	5
Kroger 449 - The Little Clinic Mountain Park		4	1	20%	5
DOMINICAN COLLEGE STUDENT HEALTH CENTE		5			5
ST CHARLES BEND LABORATORY		4	1	20%	5
MOUNT SINAI BROOKLYN LABORATORY		4	1	20%	5
STUYVESANT URGENT CARE		5			5
DICKSON MEDICAL ASSOCIATES PC PATH LAB		4	1	20%	5

COVID-19: testing by laboratory

Data through Mar 12, 2021 verified as of Mar 13, 2021 at 09:25 AM

Data in this report are provisional and subject to change.

The numbers in the table below represent the number of Florida and non-Florida residents for whom test results were received by the Department of Health. A person can be tested by more than one laboratory and can have both positive and negative results. **Therefore, the sum of the numbers in each column will be larger than the total number of people tested.**

Reporting lab	Inconclusive	Negative	Positive	Percent positive	Total
UF HEALTH PATHOLOGY LABORATORIES			5	100%	5
OHIO DEPARTMENT OF HEALTH			5	100%	5
ALL CHILDREN'S HOSPITAL DEPT OF GENERAL PEDIATRICS			5	100%	5
JACKSON SOUTH COMMUNITY HOSPITAL LAB			5	100%	5
MINUTE CLINIC, LLC #4650		5			5
EAST BANK HOSPITAL - UNIVERSITY OF MINNESOTA MEDICAL CENTER			5	100%	5
ALPHADERA LABS, LLC			5	100%	5
RUSH UNIVERSITY MEDICAL CENTER LABORATORY			5	100%	5
CARESOUTH HHA HOLDINGS OF THE BAY AREA LLC		5			5
LAKE MARY HEALTH AND REHABILITATION CENTER		1	4	80%	5
CELERION			5	100%	5
CARL R DARNALL ARMY MEDICAL CENTER			5	100%	5
CVS TN7289POCT SIGNAL MOUNTAIN		5			5
HELIX KH UC			5	100%	5
WOODHULL MEDICAL AND MENTAL HEALTH CTR		5			5
SOUTHERN OCEAN MEDICAL CENTER		5			5
PM PEDIATRICS OF BAYSIDE PLLC		5			5
CELEBRATION PEDIATRICS PA			5	100%	5
UW MEDICINE VIROLOGY LAB			5	100%	5
GREENVILLE MEMORIAL HOSPITAL LAB			5	100%	5
ADVANCED URGENT CARE OF MARATHON		1	4	80%	5
MONROE COUNTY FIRE RESCUE		5			5
THE LITTLE CLINIC			5	100%	5
PEDIATRICS OF ALTAMONTE		5			5
GENTLE HANDS MOBILE PHLEBOTOMY			5	100%	5
CVS CA9113POCT CHULA VISTA		5			5
EXPICARE NURSING AGENCY, INC		5			5
CENTREX CLINICAL LABS INC		5			5
UNIVERSITY OF MIAMI / SCCC RESEARCH LABORATORY			5	100%	5
MINUTE CLINIC DIAGNOSTIC OF NORTH CAROLINA		5			5
EGL GENETICS DIAGNOSTICS			5	100%	5
UCF STUDENT HEALTH SERVICES LABORATORY		2	3	60%	5
UNIVERSITY OF CHICAGO MEDICAL CENTER LAB			5	100%	5
MEDEXPRESS URGENT CARE - WEIRTON		5			5
WEST DADE PEDIATRICS			5	100%	5
MINUTECLINIC, LLC #1431		4	1	20%	5
DISCOVERY VILLAGE AT STUART		2	3	60%	5
CALIFORNIA DEPARTMENT OF PUBLIC HEALTH		1	4	80%	5
CVS TN2179POCT MURFREESBORO		5			5
COVID RAPID LABS			5	100%	5
CVS NC3319POCT CHARLOTTE		4	1	20%	5
VEIL VALLEY MEDICAL CENTER			5	100%	5
MEDEXPRESS URGENT CARE - WILLIAMSPORT		4	1	20%	5
WEST PACIFIC MEDICAL LABORATORY			5	100%	5
MEDEXPRESS URGENT CARE-HERSHEY		4	1	20%	5
LAKE NONA PEDIATRICS IN ASSOCIATION WITH NEMOURS		5			5

COVID-19: testing by laboratory

Data through Mar 12, 2021 verified as of Mar 13, 2021 at 09:25 AM

Data in this report are provisional and subject to change.

The numbers in the table below represent the number of Florida and non-Florida residents for whom test results were received by the Department of Health. A person can be tested by more than one laboratory and can have both positive and negative results. **Therefore, the sum of the numbers in each column will be larger than the total number of people tested.**

Reporting lab	Inconclusive	Negative	Positive	Percent positive	Total
NORTH DADE NURSING AND REHABILITATION CENTER			5	100%	5
TRUSTBRIDGE			5	100%	5
Kroger 099 - The Little Clinic Fort Collins		5			5
BROOKDALE NEW PORT RICHEY			5	100%	5
URGENT CARE OF ERWIN		5			5
CVS TN7698POCT KNOXVILLE		5			5
MINNESOTA DEPARTMENT OF HEALTH PUBLIC HEALTH LABORATORY DIVISION	1		4	80%	5
MINUTE-CLINIC DIAGNOSTIC OF VIRGINIA, LLC		5			5
PREMIER FAMILY HEALTH PA			5	100%	5
GENESIS FAMILY PRACTICE		3	2	40%	5
PHYSICIANS IMMEDIATE CARE ELGIN			5	100%	5
PM PEDIATRICS OF SELDEN		3	2	40%	5
DOCS URGENT CARE		1	4	80%	5
MD NOW MEDICAL CENTER INC			5	100%	5
AHC Decatur County		5			5
AUGUSTA HEALTH			5	100%	5
MINUTECLINIC, LLC #09202		4	1	20%	5
RIVERVIEW ALF OPERATOR LLC			5	100%	5
AHF PUBLIC HEALTH LABORATORY			5	100%	5
REDMED OF CROSSTOWN		2	3	60%	5
MIAMI MEDICAL CONSULTANT PA			5	100%	5
FAMILY TREE DNA			5	100%	5
Kennedy University Hospital		5			5
COMPUNET CLINICAL LAB			5	100%	5
REHABILITATION CENTER AT JUPITER GARDENS		5			5
CLEVELAND CLINIC MARTIN HEALTH NURSING & RESTORATIVE		5			5
BNR PHARMACY INC		5			5
CVS OH3301POCT WOODMERE		5			5
CHAMPLAIN VALLEY PHYSICIANS HOSPITAL		3	2	40%	5
EASTCHESTER PEDIATRIC MEDICAL GROUP		5			5
BIOTECH CLINICAL LABORATORY			5	100%	5
MANATEE COUNTY JAIL		4	1	20%	5
CITY OF WEST PALM BEACH EMPLOYEE & FAMILY HEALTH		5			5
LEHIGH REGIONAL MEDICAL CENTER LABORATORY		3	2	40%	5
URGENT TEAM - NASHVILLE		5			5
LIFEPLUS HEALTHCARE GROUP INC		5			5
FLORIDA HOSPITAL LAKE MARY		5			5
MINUTECLINIC, DIAGNOSTIC OF TEXAS, LL		4	1	20%	5
KETTERING HEALTH			5	100%	5
HAWTHORNE HEALTH AND REHABILITATION			5	100%	5
ARC POINT LABS OF AUSTIN NORTH			5	100%	5
QUALITY MEDICAL CARE			5	100%	5
HAVEN HOSPICE IN CHIEFLAND			5	100%	5
DIAGNOSTECHS		4	1	20%	5
SCOTTS PHARMACY		5			5
GADSDEN COUNTY HEALTH DEPARTMENT			5	100%	5

COVID-19: testing by laboratory

Data through Mar 12, 2021 verified as of Mar 13, 2021 at 09:25 AM

Data in this report are provisional and subject to change.

The numbers in the table below represent the number of Florida and non-Florida residents for whom test results were received by the Department of Health. A person can be tested by more than one laboratory and can have both positive and negative results. **Therefore, the sum of the numbers in each column will be larger than the total number of people tested.**

Reporting lab	Inconclusive	Negative	Positive	Percent positive	Total
LABCORP UNSPECIFIED		5			5
INNOVATIVE COVID-DIVERSEY			5	100%	5
Army Residence Community		5			5
MEASE CONTINUING CARE		3	2	40%	5
FRANCES WARDE MEDICAL LABORATORY		2	3	60%	5
FINLAY		1	4	80%	5
MIAMI CANCER INSTITUTE			5	100%	5
SEASIDE MANOR			5	100%	5
JOE DIMAGGIO CHILDREN'S HOSPITAL		1	4	80%	5
WAKEMED		1	4	80%	5
PEDIATRIC URGENT HEALTH CARE			5	100%	5
RELIANT IMMUNE DIAGNOSTICS			5	100%	5
MINUTE CLINIC DIAGNOSTIC MED GRP		4	1	20%	5
RURAL HEALTH CARE INC			5	100%	5
PRECISION LABS LLC		2	3	60%	5
INFECTION CONTROL/ EMPHEALTH		3	2	40%	5
QUEST DIAGNOSTICS PSC		1	4	80%	5
FHPG FAMILY MEDICAL CENTER OF TAMPA BAY		1	4	80%	5
THE CLINIC OF PEDIATRICS & GI MEDICINE, INC			5	100%	5
FLORIDA PRIMARY & SPECIALTY CARE		5			5
MEDEXPRESS URGENT CARE-MUNCIE		5			5
CVS GA3766POCT DACULA		3	2	40%	5
URGENT MED INC		3	2	40%	5
MEDEXPRESS URGENT CARE - BECKLEY CROSS		4	1	20%	5
MINUTECLINIC DIAGNOSTIC OF TN PC #442		4	1	20%	5
MEDICAL CENTER OF BLOUNTSTOWN			5	100%	5
MOULTRIE CREEK NURSING AND REHAB			5	100%	5
MINUTE CLINIC, LLC #1434		5			5
INDIANA STATE DEPARTMENT OF HEALTH LABORATORIES			5	100%	5
CYPRESS CREEK MEDICAL CENTER			5	100%	5
CUMBERLAND HEIGHTS		5			5
INDIAN RIVER PRIMARY CARE PA		5			5
Walker BaptistMedCtr		4	1	20%	5
MINUTECLINIC MINUTECLINIC #921		5			5
WILSON PEDIATRICS			5	100%	5
CVS NC7213POCT MATTHEWS		5			5
ADVICE FOR OPTIMAL WELLNESS		2	3	60%	5
OCHSNER MEDICAL CENTER			5	100%	5
AEL KNOXVILLE			5	100%	5
LAKE COUNTY DETENTION CENTER		3	2	40%	5
CVS MINUTE CLINIC DIAGNOSTIC OF KANSAS, PA		5			5
NOVADX		2	3	60%	5
RIO PINAR HEALTH CARE			5	100%	5
MINUTECLINIC, LLC #7139		5			5
INTERNAL MEDICINE & PRIMARY CARE ASSOCIATES, PLC			5	100%	5
MINUTE CLINIC LLC #6765		5			5

COVID-19: testing by laboratory

Data through Mar 12, 2021 verified as of Mar 13, 2021 at 09:25 AM

Data in this report are provisional and subject to change.

The numbers in the table below represent the number of Florida and non-Florida residents for whom test results were received by the Department of Health. A person can be tested by more than one laboratory and can have both positive and negative results. **Therefore, the sum of the numbers in each column will be larger than the total number of people tested.**

Reporting lab	Inconclusive	Negative	Positive	Percent positive	Total
BAPTIST HOSPITAL EMPLOYEE HEALTH OFF			5	100%	5
ENT AND ALLERGY ASSOCIATES OF FLORIDA, LLC			5	100%	5
QUINTON MEMORIAL HEALTH CARE CENTER		5			5
WATERTOWN URGENT CARE PLLC		5			5
COOPER HOSPITAL/UNIVERSITY MEDICAL		5			5
OURMED		4	1	20%	5
LEVY COUNTY SHERRIF'S DEPT			5	100%	5
UPMC HEALTH SYSTEM		4	1	20%	5
MINUTECLINIC DIAGNOSTIC OF PENNSYLVANIA, LLD #1545		5			5
MEDEXPRESS URGENT CARE MURRYSVILLE		3	2	40%	5
OHSU MOLECULAR MICROBIOLOGY LAB		4	1	20%	5
BAYSHORE LABORATORY		4	1	20%	5
MINUTECLINIC DIAGNOSTIC OF RHODE ISLAN		5			5
THE UNIVERSITY OF VERMONT MEDICAL CENTER		4	1	20%	5
WESTMINSTER SHORES			5	100%	5
AMERICAN MEDICAL RESPONSE - DENVER		2	3	60%	5
CVS HEALTH, #1994		4	1	20%	5
JUPITER ISLAND MEDICAL CLINIC INC		5			5
PHYSICIANS URGENT CARE BERRY FARMS		4	1	20%	5
THE DOCTORS CENTER HEALTHCARE-SOUTHSIDE		1	4	80%	5
Enterprise Health and Rehabilitation Center		5			5
TULLAHOMA HMA, LLC		4	1	20%	5
BEACH HOUSE		5			5
NORTHEAST PEDIATRICS			5	100%	5
BAPTIST HEALTH - TOWN CENTER			5	100%	5
APOLLO GARDENS RETIREMENT RESIDENCE CARE		5			5
CVS NC3853POCT BURLINGTON		4	1	20%	5
LABS PLUS LLC		5			5
FLORIDA DEPARTMENT OF HEALTH SEMINOLE COUNTY		1	4	80%	5
NOVANT HEALTH UVA		2	3	60%	5
CVS RI1717POCT 1 CVS DR			5	100%	5
LAFAYETTE NURSING AND REHAB			5	100%	5
BROWNE MEDICAL LLC		3	2	40%	5
CARENOW URGENT CARE - CENTRAL AUSTIN		1	4	80%	5
HILLSBOROUGH COUNTY HEALTH DEPARTMENT			5	100%	5
PINECREST PEDIATRICS GROUP LLC			5	100%	5
CVS TX2263POCT SAN ANTONIO		5			5
RELIANCE MEDICAL CENTER		3	2	40%	5
LPG PEDIATRICS AT CAPE CORAL		5			5
MCR HEALTH LAWTON CHILES ADMINISTRATION STE A		1	4	80%	5
COLUMBIA MEMORIAL HOSPITAL LABORATORY		5			5
MEDEXPRESS - COLLINSVILLE BELT LINE		3	2	40%	5
ABSOLUTE HEALTH		5			5
TANNER MEDICAL CENTER EAST AL		5			5
FLORIDA PRIMARY CARE AND SPORTS MEDICINE INC		2	3	60%	5
ST BARNABAS HOSPITAL		5			5

COVID-19: testing by laboratory

Data through Mar 12, 2021 verified as of Mar 13, 2021 at 09:25 AM

Data in this report are provisional and subject to change.

The numbers in the table below represent the number of Florida and non-Florida residents for whom test results were received by the Department of Health. A person can be tested by more than one laboratory and can have both positive and negative results. **Therefore, the sum of the numbers in each column will be larger than the total number of people tested.**

Reporting lab	Inconclusive	Negative	Positive	Percent positive	Total
COVID TESTING LLC			5	100%	5
PIEDMONT HOSPITAL LAB			5	100%	5
MINUTECLINIC DIAGNOSTICS OF IND LLC		2	3	60%	5
FORSYTH HOUSE			5	100%	5
ARKANSAS DEPARTMENT OF HEALTH			5	100%	5
FRESENIUS MEDICAL CARE			5	100%	5
NELSON BIOLOGICAL			5	100%	5
WHITE WILSON MEDICAL CENTER - FWB		1	4	80%	5
WALGREENS #10972	1	4			5
Life Care Center of Estero			5	100%	5
MINUTECLINIC 7196		4	1	20%	5
PUTNAM HOSPITAL CENTER LABORATORY		5			5
MIZELL MEMORIAL HOSPITAL			5	100%	5
PRECISION DIAGNOSTICS INC - NJ		5			5
FLORIDA CLINICAL LABORATORY - BIOREFERENCE LABORATORIES		2	3	60%	5
BLUETAIL MEDICAL GROUP, LLC		4	1	20%	5
MORGAN STANLEY HEALTH CENTER		5			5
VA Primary Care Clinic at Meharry		4	1	20%	5
FLORIDA DEPARTMENT OF HEALTH - INVERNESS		3	2	40%	5
BOONE DRUG & HEALTHCARE AT DEERFIELD			5	100%	5
LAKEVIEW HEALTHCARE SYSTEM LLC			5	100%	5
MID - FLORIDA PATHOLOGY LLC		1	4	80%	5
CVS NV408817POCT LAS VEGAS		1	4	80%	5
DAVENPORT PEDIATRICS PA		1	4	80%	5
PEDIATRICS OF CENTRAL FLORIDA - POINCIANA		3	2	40%	5
WINKLER COURT □		4	1	20%	5
FLAGLER HEALTH SERVICES INC			5	100%	5
DEPT OF VA MEDICAL CENTER - RICHMOND		4	1	20%	5
TALLAHASSEE MEMORIAL HEALTHCARE			5	100%	5
SJH			5	100%	5
CVS MA2172POCT NORTH GRAFTON		5			5
CVS SC5479POCT INDIAN LAND		5			5
CVS PA4077POCT BELLE VERNON		5			5
SHEEPSHEAD BAY URGENT CARE		5			5
COMMONS AT ORLANDO LUTHERAN TOWERS SNF			5	100%	5
FOUNDCARE, INC			5	100%	5
SUTTER TRACY COMMUNITY HOSPITAL			5	100%	5
OPTUMCARE FLORIDA, LLC		3	2	40%	5
MINUTE CLINIC DIAGNOSTIC OF VIRGINIA, LLC #1905		5			5
LIVING WATERS MEDICAL CENTER			5	100%	5
PATIENT FIRST - LEESBURG			5	100%	5
TESTD			5	100%	5
SONATA VERO BEACH		5			5
CVS OH3476POCT TIPP CITY		5			5
MEDEXPRESS URGENT CARE-NESHANNOCK TWP		4	1	20%	5
OMNICARE PHARMACY OF TEXAS 1, LP DBA OMNICARE		5			5

COVID-19: testing by laboratory

Data through Mar 12, 2021 verified as of Mar 13, 2021 at 09:25 AM

Data in this report are provisional and subject to change.

The numbers in the table below represent the number of Florida and non-Florida residents for whom test results were received by the Department of Health. A person can be tested by more than one laboratory and can have both positive and negative results. **Therefore, the sum of the numbers in each column will be larger than the total number of people tested.**

Reporting lab	Inconclusive	Negative	Positive	Percent positive	Total
PELICAN LANDING		1	4	80%	5
MINUTECLINIC DIAGNOSTIC OF TN, PC 6304		3	2	40%	5
GRAND VILLA OF SARASOTA		4	1	20%	5
NORTH SHORE HEMATOLOGY-ONCOLOGY ASSOCIATES, PC		5			5
ALBANY MEDICAL CENTER		4	1	20%	5
KEYSTONE REHABILITATION AND HEALTH CENTER		1	4	80%	5
FLORIDA HEALTHCARE OF ORLANDO			5	100%	5
JOHN T MACKAY MD			5	100%	5
MEDEXPRESS URGENT CARE PORT HURON		4	1	20%	5
MEDLAB INC		5			5
HERNANDO PASCO HOSPICE INC		4	1	20%	5
CVS PA2582POCT SPRINGFIELD		3	2	40%	5
OCCMED SOLUTIONS		2	3	60%	5
SOUTH FLORIDA FAMILY HEALTH & RESEARCH CTR			5	100%	5
ELITE CARE			5	100%	5
DEPARTMENT OF HEALTH AND HUMAN SERVICES LANSING			5	100%	5
BOROPARK URGENT CARE		4	1	20%	5
CVS TX10140POCT THE WOODLANDS		4			4
REGIONAL MEDICAL LAB			4	100%	4
DISCOVERY VILLAGE AT DEERWOOD			4	100%	4
MEDEXPRESS URGENT CARE - MBURG COMMONS		4			4
COMMUNITY PHYSICIANS OF NORTH PORT PA			4	100%	4
CVS SC2736POCT MURRELLS INLET		4			4
MEDEXPRESS URGENT CARE - WICHITA, S SENECA ST		2	2	50%	4
LIVERNE HEALTH AND REHABILITATION		4			4
NEULIFE NEUROLOGICAL SERVICES LLC			4	100%	4
MEDEXPRESS - NEW CASTLE, DUPONT HWY		4			4
CVS GA7064POCT STOCKBRIDGE		4			4
LAKE MARY PEDIATRICS			4	100%	4
Kroger 959 - The Little Clinic Carmel		4			4
MEDEXPRESS URGENT CARE PLEASANT HILLS		3	1	25%	4
BAPTIST HEALTH MEDICAL CENTER			4	100%	4
CVS PA258POCT MCKEES ROCKS		4			4
USCG SECTOR ST PETE		1	3	75%	4
MINUTECLINIC DIAGNOSTIC OF KANSAS PA		4			4
DTR LABS		3	1	25%	4
SOUTHWESTERN REGIONAL MEDICAL CENTER - TULSA		4			4
FLORENCE - HUNTSVILLE HOSPITAL URGENT CARE		3	1	25%	4
UNION CITY MANOR NURSING CENTER		4			4
CVS CT718POCT ANSONIA		4			4
WALGREENS #07936		4			4
PDL PHARMACY CORP			4	100%	4
CVS OH3080POCT HUBER HEIGHTS		4			4
MEDEXPRESS URGENT CARE - MOUNTAIN HOME		3	1	25%	4
MINUTECLINIC DIAG OF IND LLC #6840		4			4
COMMUNITY HEALTH CENTER OF WEST PALM BEACH			4	100%	4

COVID-19: testing by laboratory

Data through Mar 12, 2021 verified as of Mar 13, 2021 at 09:25 AM

Data in this report are provisional and subject to change.

The numbers in the table below represent the number of Florida and non-Florida residents for whom test results were received by the Department of Health. A person can be tested by more than one laboratory and can have both positive and negative results. **Therefore, the sum of the numbers in each column will be larger than the total number of people tested.**

Reporting lab	Inconclusive	Negative	Positive	Percent positive	Total
VITAL CARE URGENT CARE			4	100%	4
LPG COCONUT POINT - FAMILY/ INTERNAL MEDICINE		4			4
HEALTHY MINORS PEDIATRIC URGENT CARE		4			4
GASTROENTEROLOGY ASSOC OF PENSACOLA, PA		2	2	50%	4
Hillspring of Springboro		4			4
ADVENTHEALTH MEDICAL GROUP PEDIATRICS		1	3	75%	4
ADVENTHEALTH CELEBRATION EMPLOYEE CLINIC		4			4
MEDEXPRESS URGENT CARE SHADYSIDE		3	1	25%	4
Calusa Harbour			4	100%	4
CVS MD2956POCT NEW MARKET		3	1	25%	4
CAPTAIN JAMES A. LOVELL FEDERAL HEALTHCARE CENTER			4	100%	4
BETHPAGE EXTENDED HOURS CENTER		4			4
CARE ONE PRIMARY CARE			4	100%	4
Heartland of Boynton Beach			4	100%	4
PILGRIM PHARMACY INC		4			4
ELIZABETH CITY HEALTH & REHABILITATION		4			4
AIREVAC INTERNATIONAL		4			4
CVS OH2342POCT WEST CHESTER		3	1	25%	4
CVS MO5655POCT LIBERTY		1	3	75%	4
CVS MA2297677CV BOSTON		4			4
MED EXPRESS URGENT CARE PC - MARYLAND		3	1	25%	4
MEDEXPRESS URGENT CARE - SOUTH PARKERSBURG		4			4
MINUTECLINIC DIAG OF IND, LLC #10190		4			4
MERCY URGENT CARE			4	100%	4
MINUTECLINIC DIAGNOSTIC OF VIRGINIA, LLC #1656		4			4
UNIVERISTY OF MIAMI			4	100%	4
BELLIN HEALTH LAB		1	3	75%	4
WYOMING PUBLIC HEALTH LAB			4	100%	4
ManorCare Rehabilitation Center- Decatur		4			4
CAPE COD HOSPITAL			4	100%	4
SOUTHEASTERN REGIONAL MEDICAL CENTER			4	100%	4
NORTHERN MICHIGAN UNIVERSITY ATHLETICS		4			4
MEDICAL CENTER ENTERPRISE			4	100%	4
MEDEXPRESS URGENT CARE - TULSA, S YALE AVE		4			4
DEPARTMENT OF HEALTH AND HUMAN SERVICES		2	2	50%	4
CVS NY549POCT RIDGEWOOD		2	2	50%	4
GUTHRIE MEDICAL GROUP - CORNING		3	1	25%	4
WALGREENS #07034		4			4
IMIC INC RESEARCH			4	100%	4
CVS SC2269POCT COLUMBIA		3	1	25%	4
MINUTECLINIC DIAGNOSTIC OF SC, LLC #4		4			4
DASCENA LABORATORY			4	100%	4
CVS SC4286POCT EASLEY		2	2	50%	4
WINCHESTER MEDICAL CENTER			4	100%	4
MINUTECLINIC MINUTECLINIC #3665		4			4
DEACONESS HOSPITAL			4	100%	4

COVID-19: testing by laboratory

Data through Mar 12, 2021 verified as of Mar 13, 2021 at 09:25 AM

Data in this report are provisional and subject to change.

The numbers in the table below represent the number of Florida and non-Florida residents for whom test results were received by the Department of Health. A person can be tested by more than one laboratory and can have both positive and negative results. **Therefore, the sum of the numbers in each column will be larger than the total number of people tested.**

Reporting lab	Inconclusive	Negative	Positive	Percent positive	Total
CVS NJ836POCT RUNNEMEDE		4			4
POWERS PEDIATRICS			4	100%	4
MEMORIAL HEALTH CARE SYSTEMS			4	100%	4
MINUTECLINIC DIAGNOSTIC MED GRP OF SAN		3	1	25%	4
MASSASHUSETTS STATE LAB INSTITUTE		1	3	75%	4
FLORIDA HEALTH CARE PLANS STIRLING CENTER			4	100%	4
MINUTECLINIC, LLC #5707		4			4
CVS TX8387POCT AUSTIN		4			4
HARBOUR ISLAND PEDIATRICS LLC			4	100%	4
CAREWELL 202			4	100%	4
CENTERPLACE HEALTH, INC			4	100%	4
Westminster Manor		3	1	25%	4
UF HEALTH PATHOLOGY LABORATORIES			4	100%	4
STATEN ISLAND CHAI CARE		4			4
MEDEXPRESS URGENT CARE - FREDERICK		4			4
Health Care Center of Jacksonville			4	100%	4
AHC of Mckenzie		4			4
Atlanta VAMC		3	1	25%	4
INFINITI LABS INC			4	100%	4
FLORIDA HEART AND VASCULAR			4	100%	4
FLORIDA CANCER SPECIALISTS AND RESEARCH		2	2	50%	4
OMNICARE PHARMACY OF TEXAS 1		4			4
Kroger 895 - The Little Clinic Green Hills		4			4
REHABILITATION CENTER OF WINTER PARK,THE			4	100%	4
WEXFORD HEALTH SOURCES INC		4			4
EXTENDICARE HEALTH & REHAB CENTER		4			4
MINUTE CLINIC DIAGNOSTIC OF VIRGINIA, LLC #7543		4			4
CVS NC5532POCT SUMMERFIELD		4			4
FIFTH AVENUE PEDIATRICS		3	1	25%	4
CVS AZ9210POCT SCOTTSDALE		4			4
EMORY UNIVERSITY HOSPITAL		1	3	75%	4
Kroger 124 - The Little Clinic University		3	1	25%	4
CVS CA9715POCT THOUSAND OAKS		4			4
PRIMECARE		2	2	50%	4
HAMPTON ALF AT 24TH ROAD LLC			4	100%	4
CVS NC2771POCT CLAYTON		3	1	25%	4
PORT ORANGE NURSING & REHAB			4	100%	4
HARBORCHASE OF VILLAGES CROSSING			4	100%	4
MEDEXPRESS URGENT CARE - MARKHAM STREE		3	1	25%	4
THE OASIS ALF		4			4
HCR ManorCare Greentree		4			4
OKLAHOMA STATE UNIVERSITY DIAGNOSTIC LAB			4	100%	4
CITY OF LAKE MARY EMPLOYEE HEALTH CENTER		4			4
RML PHARMACY PC		4			4
MINUTECLINIC, LLC #1452		4			4
CVS NJ862POCT MARLBORO		4			4

COVID-19: testing by laboratory

Data through Mar 12, 2021 verified as of Mar 13, 2021 at 09:25 AM

Data in this report are provisional and subject to change.

The numbers in the table below represent the number of Florida and non-Florida residents for whom test results were received by the Department of Health. A person can be tested by more than one laboratory and can have both positive and negative results. **Therefore, the sum of the numbers in each column will be larger than the total number of people tested.**

Reporting lab	Inconclusive	Negative	Positive	Percent positive	Total
INVERNESS FAMILY CARE HIGH RISK PLLC			4	100%	4
PHYSICIANS QUALITY CARE			4	100%	4
State Lab Unspecifd			4	100%	4
CVS CA8850POCT HUNTINGTON BEACH		3	1	25%	4
PALM BEACH CANCER INSTITUTE			4	100%	4
Kroger 125 - The Little Clinic Castle Rock		3	1	25%	4
SunTerrace Health Care Center		3	1	25%	4
VIDANT MEDICAL CENTER			4	100%	4
MEDEXPRESS - WILMINGTON CONCORD PIKE		3	1	25%	4
MINUTECLINIC DIAG OF IND LLC #1367		4			4
SHARP MEMORIAL HOSPITAL MICROBIOLOGY DEPT			4	100%	4
MEDEXPRESS URGENT CARE-PASADENA		4			4
CULLMAN REGIONAL URGENT CARE		3	1	25%	4
CLINICAL LABORATORIES OF THE BUFFALO		3	1	25%	4
CHILDREN'S MEDICAL GROUP		4			4
Kroger 339 - The Little Clinic Highlands - Bardstown Road		4			4
CVS PA1193POCT JENKINTOWN		4			4
MEDEXPRESS URGENT CARE - TEAYS VALLEY		3	1	25%	4
NOT GIVEN		1	3	75%	4
MEMORIAL HEALTHCARE SYSTEM		1	3	75%	4
Grace Rehabilitation of Vero Beach		4			4
CVS GA2841POCT LAWRENCEVILLE		4			4
MINUTECLINIC DIAGNOSTIC OF OHIO #2964		4			4
MEDEXPRESS URGENT CARE LAVALE		4			4
AFFINITY URGENT CARE			4	100%	4
CVS OH3393POCT AURORA		3	1	25%	4
ADVENTHEALTH NEW SMYRNA BEACH COMMUNITY HEALTH			4	100%	4
CVS OH3458POCT BEAVERCREEK		4			4
FAMILY MEDICAL CLINIC HOMESTEAD, LLC			4	100%	4
MONTANA DEPARTMENT OF PUBLIC HEALTH & HUMAN SERVICES			4	100%	4
CVS TX7162POCT HOUSTON		4			4
PINELLAS POINT NURSING AND REHAB			4	100%	4
CVS MD1515POCT LEONARDTOWN		3	1	25%	4
MEDEXPRESS - NEWARK		4			4
MEDFIRST URGENT CARE			4	100%	4
MONROE COUNTY DEPT OF PUBLIC HEALTH ST		4			4
MD ANDERSON CANCER CENTER DI BAY AREA			4	100%	4
PRL NYC PANDEMIC RESPONSE LAB			4	100%	4
BAYLOR ESOTERIC AND MOLECULAR LAB			4	100%	4
MAILBOX DIAGNOSTICS		2	2	50%	4
CONSULATE HEATH CARE AT WEST ALTAMONTE			4	100%	4
LAKE FOREST PARK OP CO LLC		4			4
BENEVA LAKES HEALTHCARE & REHAB CENTER			4	100%	4
MINUTECLINIC DIAGNOSTIC OF WISCONSIN, LLC		4			4
MD ANDERSON			4	100%	4
DYNACARE LABORATORIES			4	100%	4

COVID-19: testing by laboratory

Data through Mar 12, 2021 verified as of Mar 13, 2021 at 09:25 AM

Data in this report are provisional and subject to change.

The numbers in the table below represent the number of Florida and non-Florida residents for whom test results were received by the Department of Health. A person can be tested by more than one laboratory and can have both positive and negative results. **Therefore, the sum of the numbers in each column will be larger than the total number of people tested.**

Reporting lab	Inconclusive	Negative	Positive	Percent positive	Total
CLINICAL PATHOLOGY LABORATORIES			4	100%	4
OHIO CVS STORES		3	1	25%	4
CLINICAL ASSOCIATES OF ORLANDO LLC		4			4
MINUTECLINIC DIAG OF IND, LLC #8645		4			4
MINUTECLINIC DIAGNOSTIC OF PENNSYLVAN		3	1	25%	4
ENCOMPASS HOME HEALTH		4			4
NASSAU UNIVERSITY MEDICAL CENTER DEPT		3	1	25%	4
CFP PHYSICIANS GROUP			4	100%	4
PRINCETON BMC LABORATORY		4			4
PLAINVIEW PRIMARY CARE		4			4
OPTUM OF RED ROAD		4			4
BIOREFERENCE LABORATORIES			4	100%	4
HENDRY/GLADES COUNTY HEALTH DEPARTMENT		3	1	25%	4
MINUTECLINIC DIAGNOSTIC OF OHIO #4401		4			4
REELFOOT FAMILY WALK IN CLINIC		3	1	25%	4
WESLEY CHAPEL INTERNAL MEDICINE AND PEDIATRICS			4	100%	4
CAREWELL URGENT CARE			4	100%	4
CORIZON HEALTH INC			4	100%	4
CVS MA394POCT SEEKONK		4			4
DERMATOLOGY SPECIALISTS OF FL - DR. JON WARD			4	100%	4
CVS TN4624POCT KNOXVILLE		3	1	25%	4
HEALTHCARE NETWORK OF SOUTHWEST FLORIDA			4	100%	4
Mill Valley Care Center		4			4
CHIEFLAND MEDICAL CENTER			4	100%	4
UNIVERSITY OF WASHINGTON MEDICAL CENTER (UWMC) EMERGENCY DEPT.			4	100%	4
WE CARE - CARNIVAL CRUISELINE		4			4
FLORIDA HOSPITAL ALTAMONTE		2	2	50%	4
KENTUCKY CABINET FOR HEALTH AND FAMILY SERVICES			4	100%	4
CELEBRATION PEDIATRICS			4	100%	4
COMPREHENSIVE CLINICAL RESEARCH, LLC			4	100%	4
Crowne Health Care of Montgomery		4			4
SOUTHLAND SUITES OF LAKELAND			4	100%	4
APOPKA FAMILY HEALTH CENTER		3	1	25%	4
MEDEXPRESS URGENT CARE- FORT WORTH N T		4			4
MIAMI COMMUNITY HEALTH CENTER INC		1	3	75%	4
ADVANCED URGENT CARE LLC		1	3	75%	4
MEDEXPRESS URGENT CARE, FAIRMONT		4			4
CVS MD4371POCT OCEAN CITY		4			4
Oakwood - North Baldwins Center for Living		4			4
NAVAL MEDICAL CENTER SAN DIEGO			4	100%	4
PEACEHEALTH LABORATORIES		3	1	25%	4
MINUTECLINIC OF NEVADA-2955 S FT APACH		4			4
SIGNATURE CARE EMERGENCY CENTER		2	2	50%	4
INDUSTRY LAB DIAGNOSTIC PARTNERS			4	100%	4
EXPRESS TESTING-ONE			4	100%	4
CVS IN6713POCT BLOOMINGTON		4			4

COVID-19: testing by laboratory

Data through Mar 12, 2021 verified as of Mar 13, 2021 at 09:25 AM

Data in this report are provisional and subject to change.

The numbers in the table below represent the number of Florida and non-Florida residents for whom test results were received by the Department of Health. A person can be tested by more than one laboratory and can have both positive and negative results. **Therefore, the sum of the numbers in each column will be larger than the total number of people tested.**

Reporting lab	Inconclusive	Negative	Positive	Percent positive	Total
CVS MINUTE CLINIC DIAGNOSTIC OF TEXAS		3	1	25%	4
Kroger 752 - The Little Clinic Central Station		3	1	25%	4
SOUTH FLORIDA RESEARCH ORGANIZATION			4	100%	4
CVS IL8751POCT CHICAGO		4			4
MINUTECLINIC, LLC #07852		4			4
STEBEN COUNTY PUBLIC HEALTH		4			4
CAREATC, INC.			4	100%	4
TRUE HEALTH- HOFFNER		3	1	25%	4
MINUTECLINIC DIAGNOSTIC OF NORTH CAROLINA PC #7054		3	1	25%	4
DIAGNOSTIC & MEDICAL SPECIALISTS OF GREENWICH		2	2	50%	4
REFUGE A HEALING PLACE, THE			4	100%	4
DEPARTMENT OF HEALTH/ NEW YORK			4	100%	4
MINUTECLINIC DIAGNOSTIC OF OHIO #6147		3	1	25%	4
CVS TX7821POCT LEAGUE CITY		4			4
LIFEHOPE LABS			4	100%	4
PANCARE HEALTH YOUNGSTOWN			4	100%	4
JOSEF SCHENKER, MD, PC		4			4
TAPESTRY TALLAHASSEE WALDEN		4			4
ManorCare Health Services Camp Hill		4			4
CVS OH6149POCT UPPER ARLINGTON		2	2	50%	4
Park Ridge Nursing Center		3	1	25%	4
AFTER HOURS PEDS			4	100%	4
CRESTAR LABS		2	2	50%	4
MINUTE CLINIC #8979		4			4
LIFE CARE HOME HEALTH SERVICES LLC		1	3	75%	4
MEDICINE SHOPPE #1306 THE		3	1	25%	4
PM PEDIATRICS OF SELDEN PLLC		4			4
LOUISIANA DEPT. OF HEALTH AND HOSPITALS-INFECTIOUS DISEASE EPI SECTION			4	100%	4
LATCHER LABORATORY OF A O FOX MEMORIAL		2	2	50%	4
UNIVERSITY OF MIAMI STUDENT HEALTH SERVICE			4	100%	4
FCHC (OB)-DARWIN SQUARE CTR.			4	100%	4
RELIANT ACUTE CARE			4	100%	4
MONROE URGENT CARE		3	1	25%	4
L3HARRIS FAMILY MEDICAL CENTER			4	100%	4
UNC HOSPITAL/MCLENDON CLINICAL LABORATORIES			4	100%	4
EPI			4	100%	4
WOMEN'S CARE FLORIDA, LLC		4			4
BEECHTREE MOLECULAR LAB LLC			4	100%	4
CAPITAL HEALTH LABORATORY INC			4	100%	4
ARCPPOINT LABS OF FORT LAUDERDALE, FL CENTRAL		1	3	75%	4
CVS NV2928POCT LAS VEGAS		4			4
BARTON MEMORIAL HOSPITAL		3	1	25%	4
ACCESS RECOVERY SOLUTIONS LLC			4	100%	4
MEDEXPRESS URGENT CARE - KOKOMO		4			4
THE RETREAT AT PORT ORANGE			4	100%	4
FISHERMEN'S HOSPITAL			4	100%	4

COVID-19: testing by laboratory

Data through Mar 12, 2021 verified as of Mar 13, 2021 at 09:25 AM

Data in this report are provisional and subject to change.

The numbers in the table below represent the number of Florida and non-Florida residents for whom test results were received by the Department of Health. A person can be tested by more than one laboratory and can have both positive and negative results. **Therefore, the sum of the numbers in each column will be larger than the total number of people tested.**

Reporting lab	Inconclusive	Negative	Positive	Percent positive	Total
CVS PA813POCT RICHBORO		4			4
CARENOW URGENT CARE - WINTER SPRINGS		3	1	25%	4
SONIC REFERENCE LABORATORY			4	100%	4
MEDEXPRESS URGENT CARE - WALDORF, CRAIN HWY		4			4
CVS MI8049POCT WATERFORD		3	1	25%	4
ORANGE COUNTY HEALTH DEPARTMENT		2	2	50%	4
ASCENSION ST VINCENT'S MEDICAL CENTER		3	1	25%	4
MINNESOTA DEPARTMENT OF HEALTH LABORATORY	1		3	75%	4
Metro West Nursing and Rehab			4	100%	4
URGENT CARE - OCONEE		2	2	50%	4
MINUTECLINIC DIAG OF IND, LLC #6648		3	1	25%	4
NEMOURS CHILDREN'S CLINIC			4	100%	4
BOND & STEELE CLINIC PA D/B/A BOND CLINIC PA		4			4
THONOTOSASSA COMMUNITY HEALTH CENTER		1	3	75%	4
INTRACOASTAL LABS INC		4			4
SUMNER REGIONAL MEDICAL CENTER		3	1	25%	4
BLOOMIN BRANDS WELLNESS CENTER		3	1	25%	4
MEDEXPRESS URGENT CARE HUNTINGTON		4			4
GENEVA GENERAL HOSPITAL LABORATORY		3	1	25%	4
AURORA BAYCARE UROLOGY			4	100%	4
FHCP - ORMOND BEACH			4	100%	4
ALVARO J DANGOND MD PA		4			4
PARKWAY DRUGS OF ONEIDA COUNTY NORTH I		3	1	25%	4
BIOTEST PLASMA CENTER		4			4
ASCENDI HOME HEALTH AGENCY INC			4	100%	4
MEDEXPRESS URGENT CARE - SOMERSET TOWNSHIP		4			4
ACCENT PHYSICIAN SPECIALISTS PA		4			4
Millennium Nursing & Rehab Center		4			4
SIGNATURE CARE MONTROSE		2	2	50%	4
PARADIGM LABORATORIES			4	100%	4
CONSOLIDATED LABORATORY SERVICES			4	100%	4
PANCARE HEALTH - PONCE DE LEON			4	100%	4
Robert Wood Johnson University Hospital		3	1	25%	4
CVS MD1881POCT DUNKIRK		4			4
FLORIDA MEDICAL ASSOCIATES LLC			4	100%	4
MINUTECLINIC DIAGNOSTIC MED GRP OF ORA		3	1	25%	4
MARK HOANG MD PA			4	100%	4
MINUTECLINIC DIAG OF IND, LLC #6472		4			4
FAMILY MEDICINE AT WINTER PARK			4	100%	4
CVS IN5696POCT FORT WAYNE		4			4
NORTH OKALOOSA CLINIC CORP		1	3	75%	4
SINAI PLAZA NURSING AND REHAB CENTER			4	100%	4
OVIEDO CHILDRENS HEALTH CENTER LLC		1	3	75%	4
CULLMAN REGIONAL MEDICAL CENTER		3	1	25%	4
JFK INTERNAL MEDICINE FACULTY PRACTICE		2	2	50%	4
BUCKINGHAM PLACE ALF		4			4

COVID-19: testing by laboratory

Data through Mar 12, 2021 verified as of Mar 13, 2021 at 09:25 AM

Data in this report are provisional and subject to change.

The numbers in the table below represent the number of Florida and non-Florida residents for whom test results were received by the Department of Health. A person can be tested by more than one laboratory and can have both positive and negative results. **Therefore, the sum of the numbers in each column will be larger than the total number of people tested.**

Reporting lab	Inconclusive	Negative	Positive	Percent positive	Total
ADVENT HEALTH - TUSKAWILLA		4			4
SANFORD SOUTH UNIVERSITY		4			4
CVS IL8747POCT CHICAGO		4			4
CVS GA2236POCT WOODSTOCK		4			4
PHYSICIANS IMMEDIATE CARE AURORA			4	100%	4
MEDEXPRESS URGENT CARE-SCOTT TOWNSHIP		3	1	25%	4
RHEA MEDICAL CENTER		4			4
COVENIENT CARE MEDICAL CLINIC			4	100%	4
FAMILY MEDICINE AT WATERMAN		4			4
MEDEXPRESS URGENT CARE - SUMMERSVILLE, WEBSTER RD		4			4
TRIDENT BIOMETRICS		3	1	25%	4
WILLIAM A HINTON STATE LABORATORY INSTITUTE		1	3	75%	4
Bon Secours Place		3	1	25%	4
CVS PA1296POCT DREXEL HILL		3	1	25%	4
MARSHFIELD LABORATORIES			4	100%	4
DIAMOND SPEEDWAY DIALYSIS		1	3	75%	4
DHMD		4			4
TARPON SPRINGS PEDIATRICS, LLC			4	100%	4
ELITE MEDICAL CENTER			4	100%	4
MINUTECLINIC DIAG OF IND LLC #1138		3	1	25%	4
GILCHRIST COUNTY HEALTH DEPT			4	100%	4
PREMIER PEDIATRICS		1	3	75%	4
HOME DOCS		2	2	50%	4
Loretto Health and Rehabilitation Center		4			4
STONE CLINICAL LABORATORIES OF FL LLC		4			4
IVY CREEK URGENT CARE OF ENTERPRISE			4	100%	4
CORTLAND REGIONAL MEDICAL CENTER		4			4
LEON MEDICAL CENTERS, LLC			4	100%	4
MD NOW URGENT CARE - DELRAY WEST			4	100%	4
MINUTECLINIC DIAG OF IND, LLC #6910		4			4
ST. MARY'S HOSPITAL			4	100%	4
DEPARTMENT OF PATHOLOGY ROME MEMORIAL		3	1	25%	4
INTERMARKET FACILITY			4	100%	4
MAINE DEPARTMENT OF HEALTH AND HUMAN SERVICES			4	100%	4
ROAN DRUG COMPANY LLC		4			4
ADVANCED PEDIATRICS OF BOCA LLC			4	100%	4
CVS NC2313POCT RALEIGH		3	1	25%	4
SOUTH FLORIDA PEDIATRIC PARTNERS			4	100%	4
HEART OF FLORIDA HEALTH CENTER INC		1	3	75%	4
MEDEXPRESS URGENT CARE - LOGAN		4			4
ST PETE DIRECT PRIMARY CARE		2	2	50%	4
CELAL GUROL ERBAY, MD			4	100%	4
RIVER CITY MEDICAL ASSOCIATES INC			4	100%	4
CVS NV9841POCT RENO		2	2	50%	4
ELDER ALTERNATIVES INC		3	1	25%	4
OCALA REGIONAL KIDNEY CENTER EAST		2	2	50%	4

COVID-19: testing by laboratory

Data through Mar 12, 2021 verified as of Mar 13, 2021 at 09:25 AM

Data in this report are provisional and subject to change.

The numbers in the table below represent the number of Florida and non-Florida residents for whom test results were received by the Department of Health. A person can be tested by more than one laboratory and can have both positive and negative results. **Therefore, the sum of the numbers in each column will be larger than the total number of people tested.**

Reporting lab	Inconclusive	Negative	Positive	Percent positive	Total
FLORIDA MEDICAL CLINIC -INTERNAL MED DADE CITY			4	100%	4
MINUTE-CLINIC DIAGNOSTIC OF VIRGINIA,		4			4
GENUS DIAGNOSTICS			4	100%	4
TMH PHYSICIAN PARTNERS SOUTHWOOD		1	3	75%	4
HUNT CLUB MEDICAL CARE			4	100%	4
CVS MINUTE CLINIC DIAGNOSTIC MED GRP OF CAL		3			3
HAVEN CUSTEAD CARE CENTER			3	100%	3
NORTHCREST MEDICAL CENTER		1	2	67%	3
FLORIDA LABORATORY ANALYSIS, LLC			3	100%	3
F W HUSTON MEDICAL CENTER SENIOR LIVIN		3			3
AFFORDABLE PRIMARY CARE LLC		3			3
NC STATE LABORATORY OF PUBLIC HEALTH		3			3
GROVES CENTER			3	100%	3
MARION COUNTY FIRE RESCUE		3			3
BAYCARE MEDICAL GROUP, INC		3			3
MEDEXPRESS URGENT CARE - WILKES BARRE		2	1	33%	3
MEDEXPRESS URGENT CARE, HERMITAGE		1	2	67%	3
MEDEXPRESS URGENT CARE - LITTLE ROCK		2	1	33%	3
HILLVIEW LABORATORY			3	100%	3
MOBIL LAB FOR ALL INC		3			3
DOUGLASVILLE NURSING AND REHABILITATIO		3			3
MEADOWS AT CYPRESS GARDENS, THE		3			3
FLORIDA HOSPITAL PHYSICIANS GROUP		1	2	67%	3
SUNDALE NURSING HOME		3			3
LITTLE SPURS PEDIATRIC URGENT CARE		1	2	67%	3
THE PATHOLOGY LABORATORY		1	2	67%	3
ADVENT HEALTH - CENTRAL PASCO ER			3	100%	3
MPG JACKSONVILLE ATLANTIC BLVD		1	2	67%	3
OPENTRONS PRL		2	1	33%	3
COOPER UNIVERSITY HOSPITAL LABORATORY		2	1	33%	3
PREMIER CLINICAL RESEARCH INSTITUTE INC			3	100%	3
MEDEXPRESS URGENT CARE-CLOQUET		3			3
WEST COCOA PHARMACY			3	100%	3
CENTRAL JERSEY URGENT CARE OF BROWN MI		3			3
URGENT CARE OF THE SMOKIES			3	100%	3
SMOKY MOUNTAIN URGENT CARE AND FAMILY MEDICINE CENTER			3	100%	3
HALIFAX HEALTH CARE FOR WOMEN		3			3
CVS PA1379POCT LANSDALE		3			3
RICHMOND CITY DEPARTMENT OF PUBLIC HEALTH			3	100%	3
NORTH SHORE HOSP. INFECTION CONTROL			3	100%	3
LAURELLWOOD NURSING CENTER		1	2	67%	3
PATHOLOGY REFERENCE LAB LLC			3	100%	3
LIVINGSTON COUNTY DEPT OF HEALTH REPRO			3	100%	3
ACCESS HEALTH CARE		2	1	33%	3
320 S TRANSIT ST		3			3
BEEBE MEDICAL CENTER LABORATORY		3			3

COVID-19: testing by laboratory

Data through Mar 12, 2021 verified as of Mar 13, 2021 at 09:25 AM

Data in this report are provisional and subject to change.

The numbers in the table below represent the number of Florida and non-Florida residents for whom test results were received by the Department of Health. A person can be tested by more than one laboratory and can have both positive and negative results. **Therefore, the sum of the numbers in each column will be larger than the total number of people tested.**

Reporting lab	Inconclusive	Negative	Positive	Percent positive	Total
SOFTCELL L-FORM LABORATORIES, LLC			3	100%	3
Concordia Village of Tampa			3	100%	3
CVS MA594POCT FALMOUTH		3			3
Kroger 388 - The Little Clinic Braelinn Village		3			3
ONSLow MEMORIAL HOSPITAL LABORATORY		3			3
MEDEXPRESS URGENT CARE-CHIPPEWA		2	1	33%	3
DEPARTMENT OF HEALTH AND HUMAN SERVICES DIVISION OF BEHAVIORAL HEALTH		1	2	67%	3
BROOKDALE OAKBRIDGE		1	2	67%	3
CVS TN7144POCT BARTLETT		3			3
GO PATH LABORATORIES			3	100%	3
PANCARE HEALTH - FRANKLIN CO			3	100%	3
HEALTHQUEST, INC		2	1	33%	3
MIDDLETON PEDIATRICS			3	100%	3
APEX CLINICAL LABORATORIES INC		3			3
ADVANCED PEDIATRICS			3	100%	3
Kroger 093 - The Little Clinic Stapleton		2	1	33%	3
SANFORD MOBILE LAB			3	100%	3
CVS CA9721POCT ARCADIA		3			3
ENCOMPASS HEALTH REHABILITATION OF ALTAMONTE			3	100%	3
SKIPPACK MEDICAL LAB			3	100%	3
Gracemore Nursing and Rehab		3			3
TAMPA INTERNATIONAL AIRPORT			3	100%	3
NHC HealthCare Anniston		3			3
NOVANT HEALTH PRESBYTERIAN		2	1	33%	3
BROOKDALE LAKE MARY			3	100%	3
SUMMIT MEDICAL GROUP - WEST ORANGE		3			3
VIRTUA MEMORIAL HOSPITAL BURLINGTON COUNTY		1	2	67%	3
CVS NC7548POCT FUQUAY VARINA		2	1	33%	3
BAPTIST OUTPATIENT SERVICES			3	100%	3
TIEHH BIOTERRORISM RESPONSE LAB			3	100%	3
CLARA MAASS TRANSITIONAL CARE UNIT		3			3
FULGENT GENETICS HOUSTON		3			3
IOWA DEPARTMENT OF PUBLIC HEALTH			3	100%	3
NDX-CORE LAB			3	100%	3
Hunterdon Medical Center Laboratory		3			3
FLAGLER FAMILY MEDICINE PA			3	100%	3
NORTH DAKOTA DEPT OF HEALTH MICROBIOLOGY		1	2	67%	3
CAREHERE LLC			3	100%	3
SCRIPPS CLINIC MEDICAL			3	100%	3
CGH MEDICAL CENTER			3	100%	3
PRISMA HEALTH MIDLANDS			3	100%	3
ORLANDO REGIONAL HEALTH SERVICES		1	2	67%	3
CVS IL4778POCT EVANSTON		3			3
LRHS Florida Poly Tech		3			3
MINUTECLINIC DIAGNOSTIC OF MICHIGAN, P		3			3
RAPID CITY RUGENT CARE			3	100%	3

COVID-19: testing by laboratory

Data through Mar 12, 2021 verified as of Mar 13, 2021 at 09:25 AM

Data in this report are provisional and subject to change.

The numbers in the table below represent the number of Florida and non-Florida residents for whom test results were received by the Department of Health. A person can be tested by more than one laboratory and can have both positive and negative results. **Therefore, the sum of the numbers in each column will be larger than the total number of people tested.**

Reporting lab	Inconclusive	Negative	Positive	Percent positive	Total
ELITE PRIMARY CARE OF WAYCROSS			3	100%	3
ADRIANA M CASTRO MD PA		3			3
CVS RI326POCT NORTH SMITHFIELD		3			3
ADVICE FOR OPTIMAL WELLNESS, INC			3	100%	3
Kroger 448 - The Little Clinic Mason		3			3
DACH MAIN LAB			3	100%	3
PATIENT FIRST - ALLENTOWN			3	100%	3
SOLERA SPECIALTY PHARMACY LLC		2	1	33%	3
QUEST DIAGNOSTICS CLINICAL LABORATORIES INC		2	1	33%	3
MINUTECLINIC, LLC #05814		3			3
HEARTLAND - CHARLESTON OF HANAHAN SC,		3			3
SKYLINE UROLOGY		3			3
NEMOURS CHILDREN'S URGEN CARE			3	100%	3
MINUTECLINIC #2797		3			3
NYU WINTHROP LABORATORY		3			3
HELIX MEDICAL CENTERS		1	2	67%	3
CVS PHARMACY INC DBA CVS/PHARMACY #10908		3			3
HARBOUR'S EDGE		2	1	33%	3
ST. LUKE'S HOSPITAL - BETHLEHEM CAMPUS		1	2	67%	3
OPTUM PRIMARY CARE - SILVER LAKES			3	100%	3
NASSAU COUNTY HEALTH DEPARTMENT-FERNANDINA BEACH C		3			3
CVS OH2518POCT COLUMBUS		2	1	33%	3
NASSAU COUNTY HEALTH DEPARTMENT		3			3
PROHEALTH PRIMARY CARE - GLEN OAKS		3			3
MARRA'S PHARMACY		3			3
MEDEXPRESS URGENT CARE - FORT SMITH		3			3
SEACOAST PATHOLOGY PROFESSIONAL ASSOC		3			3
LIFE CARE CENTER OF SKAGIT VALLEY		3			3
WALGREENS NO 19542		3			3
CLINICAL CARE ASSOCIATES, INC			3	100%	3
CORTLAND COUNTY HEALTH DEPARTMENT		3			3
CUMBERLAND MEDICAL CENTER INC		3			3
SOUTH COUNTY MENTAL HEALTH CENTER INC			3	100%	3
MINUTE CLINIC LLC #1909		3			3
HEALGEN SCIENTIFIC			3	100%	3
WHOLE CHILD PEDIATRICS			3	100%	3
WALGREENS #07502		3			3
RUSSELL SAGE COLLEGE WELLNESS CENTER		3			3
CVS SC1540POCT MYRTLE BEACH		2	1	33%	3
EVIVIA		3			3
CVS KY4779POCT LOUISVILLE		2	1	33%	3
BOONES CREEK URGENT CARE		1	2	67%	3
MONTEFIORE MEDICAL CENTER LABS MONTEFIORE		2	1	33%	3
Sears Coastal Nursing and Rehab		3			3
EXETER HOSPITAL		3			3
TREASURE COAST INFECTIOUS DISEASE CONSULTANTS		1	2	67%	3

COVID-19: testing by laboratory

Data through Mar 12, 2021 verified as of Mar 13, 2021 at 09:25 AM

Data in this report are provisional and subject to change.

The numbers in the table below represent the number of Florida and non-Florida residents for whom test results were received by the Department of Health. A person can be tested by more than one laboratory and can have both positive and negative results. **Therefore, the sum of the numbers in each column will be larger than the total number of people tested.**

Reporting lab	Inconclusive	Negative	Positive	Percent positive	Total
JUPITER INTERNAL MEDICINE AND ASSOCIATES			3	100%	3
MEDEXPRESS URGENT CARE - RICHMOND, W BROAD ST		3			3
Marian Manor, Inc		3			3
WINDSOR AT OCALA		2	1	33%	3
PROPATH			3	100%	3
HOMELAND CENTER		3			3
LPG PEDIATRICS AT LEHIGH ACRES		2	1	33%	3
CVS KS676POCT LAWRENCE		2	1	33%	3
COMMUNICABLE DISEASE CONTROL/PUBLIC HEALTH EMERGENCY PREPAREDNESS			3	100%	3
MEDEXPRESS URGENT CARE-ARLINGTON		2	1	33%	3
TAYLOR MANOR		1	2	67%	3
BNC Medical Investors, LLC Berrien Nursing & Rehabilitation Center		3			3
MEDEXPRESS-HOUSTON EAST FWY		1	2	67%	3
MEDEXPRESS URGENT CARE MARTINSBURG		2	1	33%	3
STEAMBOAT EMERGENCY CENTER			3	100%	3
CELEBRATION PRIMARY CARE ASSOCIATES LLC		3			3
MEDEXPRESS URGENT CARE - WEST ST PAUL, ROBERT ST S		3			3
MINUTE-CLINIC DIAGNOSTIC OF VIRGINIA, LLC #3949		3			3
UNITY HEALTH AND REHABILITATION CENTER			3	100%	3
CLINICA HISPANIA			3	100%	3
COMMUNITY MEDICAL CENTER			3	100%	3
EAST NAPLES PEDIATRICS			3	100%	3
ESCO DRUG CO INC		3			3
DOCTOR 4 U CLINIC		1	2	67%	3
ALLIED PHYSICIANS GROUP PLLC		3			3
GENDERXPRESS/PICTURE ME PERFECT IMAGING			3	100%	3
SOUTH LAKE FAMILY HEALTH CENTER			3	100%	3
CVS SC5471POCT LEXINGTON		2	1	33%	3
CHIPOLA QUICK CARE			3	100%	3
PROMPT CARE OF CENTRAL FLORIDA LLC			3	100%	3
NORTHERN LIGHT LABORATORY		1	2	67%	3
MAYO		1	2	67%	3
PHYSICIANS CARE INC		1	2	67%	3
ST VINCENTS AMBULATORY CARE INC		1	2	67%	3
SCHIFF CENTER FOR LIVER DISEASES		1	2	67%	3
CROSSVILLE MEDICAL GROUP		1	2	67%	3
MINUTECLINIC DIAGNOSTIC OF NORTH CARO		3			3
MINUTECLINIC DIAGNOSTIC OF VIRGINIA, LLC		3			3
Westside Terrace		3			3
SHANDS AT LAKE SHORE LAB		1	2	67%	3
PARRISH MEDICAL CENTER-WAIVED TESTING		3			3
BROOKDALE SENIOR LIVING			3	100%	3
CVS MA1095POCT AMHERST		3			3
SOFTLAB			3	100%	3
SAVANNAH COVE		3			3
Kroger 387 - The Little Clinic Hubbards Lane		3			3

COVID-19: testing by laboratory

Data through Mar 12, 2021 verified as of Mar 13, 2021 at 09:25 AM

Data in this report are provisional and subject to change.

The numbers in the table below represent the number of Florida and non-Florida residents for whom test results were received by the Department of Health. A person can be tested by more than one laboratory and can have both positive and negative results. **Therefore, the sum of the numbers in each column will be larger than the total number of people tested.**

Reporting lab	Inconclusive	Negative	Positive	Percent positive	Total
ATLANTIC SURGERY CENTER OF JACKSONVILLE BEACH		3			3
AMI ST FRANCIS HOSPITAL LABORATORY		2	1	33%	3
CARENOW-ATASCOCITA			3	100%	3
CVS IN6757POCT COLUMBUS		3			3
ADVANCED MEDICAL RESEARCH CENTER LLC			3	100%	3
QHG OF ENTERPRISE INC (DBA MEDICAL CTR		3			3
MEDEXPRESS URGENT CARE NORWIN		3			3
QUATRACOR PLLC		3			3
CVS OH10893POCT PARMA		2	1	33%	3
MEDEXPRESS URGENT CARE - NORTH LITTLE		2	1	33%	3
BRENTWOOD SENIOR LIVING AT ST PETE			3	100%	3
SSM HEALTH ST LOUIS MICROBIOLOGY LABORATORY		1	2	67%	3
AIRPORT CLINIC			3	100%	3
TAMPA		1	2	67%	3
MEDEXPRESS URGENT CARE- COLUMBIA HEIGH		3			3
BLACKWATER RIVER			3	100%	3
CENTRAL DUPAGE HOSPITAL			3	100%	3
CVS TX5877POCT PEARLAND		3			3
SENTARA NORFOLK GENERAL HOSPITAL CENTRAL LAB			3	100%	3
ALL4KIDZ PEDIATRICS LLC		2	1	33%	3
SUNCOAST COMMUNITY HEALTH CENTERS INC		2	1	33%	3
MINUTECLINIC # 21110		1	2	67%	3
PICHARDO CLINIC, THE		1	2	67%	3
EXPEDIAN URGENT CARE			3	100%	3
MUNSON MEDICAL CENTER			3	100%	3
BETTERMED URGENT CARE			3	100%	3
CALLE OCHO DIALYSIS			3	100%	3
BRITO MEDICAL CENTER		1	2	67%	3
MEDEXPRESS URGENT CARE - LEDGEWOOD		3			3
TIFTON CARECONNECT URGENT CARE			3	100%	3
CLINICAL CARE CENTER, INC			3	100%	3
WEST TN HEALTH MED NORTH		3			3
BLACK STALLION WALK IN AND EXERCISE CLINICS LLC		1	2	67%	3
SURETOX LABORATORY LLC		2	1	33%	3
Kroger 186 - The Little Clinic Holiday Manor		2	1	33%	3
PUBLIC HEALTH TRUST OF MIAMI DADE COUNTY			3	100%	3
MEDEXPRESS URGENT CARE - WAXAHACHIE, N HIGHWAY 77		1	2	67%	3
Medilodge of Montrose		3			3
TERRACE OF ST CLOUD, THE		2	1	33%	3
MID FLORIDA CLINICAL LABORATORY		2	1	33%	3
MEDEXPRESS URGENT CARE - WHEELING		2	1	33%	3
CVS NJ715POCT WAYNE		3			3
PAUL GRECO MD CONCIERGE MEDICAL SERVICES PL		3			3
Maryfield Inc. dba Pennybyrn		3			3
FLORIDA DEPARTMENT OF HEALTH IN ALACHUA COUNTY -			3	100%	3
WELLSTAR KENNESTONE HOSPITAL			3	100%	3

COVID-19: testing by laboratory

Data through Mar 12, 2021 verified as of Mar 13, 2021 at 09:25 AM

Data in this report are provisional and subject to change.

The numbers in the table below represent the number of Florida and non-Florida residents for whom test results were received by the Department of Health. A person can be tested by more than one laboratory and can have both positive and negative results. **Therefore, the sum of the numbers in each column will be larger than the total number of people tested.**

Reporting lab	Inconclusive	Negative	Positive	Percent positive	Total
SARASOTA PERSONAL MEDICINE		2	1	33%	3
CVS PA5241POCT CHALFONT		3			3
INTERNAL MEDICINE & PEDIATRICS WELLNESS CENTER			3	100%	3
WINDER NURSING INC DBA WINDER HEALTH CARE		3			3
Walgreens #5984		3			3
PEDIATRICS AND ADOLESCENT MEDICINE		2	1	33%	3
VICAR'S LANDING NURSING HOME		2	1	33%	3
BAPTIST PRIMARY CARE FERNANDINA BEACH			3	100%	3
ST. PETERSBURG PEDIATRICS- 38TH AVENUE			3	100%	3
AZALEALAND NURSING HOME		3			3
OLEAN GENERAL HOSPITAL		3			3
H/L of West Ashley Rehabilitation and Nursing Center		3			3
SPARROW CENTRAL LAB			3	100%	3
Kennedy University Hospital -Wash Twp L		3			3
SEMINOLE FAMILY HEALTH CENTER		3			3
ESTERO FIRE RESCUE		3			3
ORLANDO AIRPORT DIALYSIS		3			3
INTERCOASTAL FAMILY PRATICE		1	2	67%	3
BRANDON REGIONAL EMERGENCY CTR			3	100%	3
NORTHWEST FLORIDA CLINICAL LAB		1	2	67%	3
COVID PROCESSING SITE			3	100%	3
CVS OH6123POCT CINCINNATI		2	1	33%	3
Kroger 627 - The Little Clinic Castleberry		2	1	33%	3
NATURE COAST PRIMARY CARE LAB LLC			3	100%	3
HOUSTON METHODIST HOSPITAL			3	100%	3
PROVIDENCE LABORATORY SERVICES		3			3
UNIVERISTY OF MEMPHIS ATHLETIC TRAINI		3			3
WELLMED AT APOLLO BEACH BLVD		1	2	67%	3
NEMOURS CHILDRENS PRIMARY CARE MAITLAND			3	100%	3
LEESBURG COMMUNITY HEALTH CENTERS			3	100%	3
Kroger 758 - The Little Clinic Providence		3			3
CVS CA9803POCT RIVERSIDE		3			3
J AND J VISTAKON EMPLOYEE HEALTH CENTER		2	1	33%	3
MINUTECLINIC, LLC (CLINIC 10928)		3			3
SOUTH MIAMI HOSPITAL			3	100%	3
CVS PA1657POCT YORK		2	1	33%	3
MEDICAL CENTER OF CENTRAL GEORGIA			3	100%	3
MEDEXPRESS URGENT CARE, BELLE VERNON		3			3
ADVENTHEALTH IMAGING LAKE NONA		1	2	67%	3
LEESBURG REGIONAL MEDICAL CENTER URGENT CARE			3	100%	3
COL CROSSROAD		1	2	67%	3
OWL NOW URGENT CARE			3	100%	3
UHEALTH JACKSON URGENT CARE - CUTLER BAY		1	2	67%	3
MIDWAY SPECIALTY CARE RX LLC		1	2	67%	3
BRIGHAM AND WOMEN'S HOSPITAL			3	100%	3
ORCHID COVE DAYTONA			3	100%	3

COVID-19: testing by laboratory

Data through Mar 12, 2021 verified as of Mar 13, 2021 at 09:25 AM

Data in this report are provisional and subject to change.

The numbers in the table below represent the number of Florida and non-Florida residents for whom test results were received by the Department of Health. A person can be tested by more than one laboratory and can have both positive and negative results. **Therefore, the sum of the numbers in each column will be larger than the total number of people tested.**

Reporting lab	Inconclusive	Negative	Positive	Percent positive	Total
FAMILY FIRST PEDIATRICS			3	100%	3
PEDIATRICS BY THE SEA JOG RD OFFICE			3	100%	3
NEBRASKA DEPARTMENT OF HEALTH AND HUMAN SERVICES			3	100%	3
PINELLAS PARK HEALTH CENTER - PINELLAS CHD		1	2	67%	3
CVS AZ5026POCT MESA		3			3
NONA PEDIATRIC CENTER			3	100%	3
LEVY COUNTY DEPT. OF PUBLIC SAFETY		1	2	67%	3
2412 LEBANON PIKE		2	1	33%	3
ADVENTHEALTH MEDICAL GROUP INTERNAL MEDICINE AT		1	2	67%	3
EXCEL URGENT CARE OF NJ, LLC		1	2	67%	3
ST LUCIE COUNTY HEALTH DEPARTMENT		2	1	33%	3
MARTHA A PRICE MD PA		1	2	67%	3
VA PRIMARY CARE ANNEX			3	100%	3
ERIE COUNTY PUBLIC HEALTH CLINICAL		3			3
ST LUKES HOSPITAL LABORATORY		2	1	33%	3
Greystone Health Care Center		3			3
INTERNAL MEDICINE AND WOUND CARE SPECIALIST LLC		3			3
CARENOW-LEBANON		1	2	67%	3
LEE CONVENIENT CARE AT SUMMERLIN			3	100%	3
Magnolia Health and Rehab Center			3	100%	3
YORK HOSPITAL - LABORATORY			3	100%	3
CVS MO4850POCT SPRINGFIELD		3			3
LEE MEMORIAL HOSPITAL BLOOD GAS LAB			3	100%	3
NORTH CAROLINA DEPT OF HEALTH & HUMAN SRVCS STATE LAB OF PUBLIC HEALTH			3	100%	3
DEPARTMENT OF HEALTH AND ENVIRONMENTAL CONTROL			3	100%	3
JOHN KNOX MANOR INC II		2	1	33%	3
ALOHA HOME CARE LLC DBA ACCENTCARE HOME HEALTH OF		3			3
GONZALEZ MD AND ASWAD MD HEALTH SERVICES			3	100%	3
SEWALLS POINT PHARMACY INC		2	1	33%	3
MENORAH MANOR			3	100%	3
URGENT DOC - URGENT CARE CLINIC			3	100%	3
CVS IN7653POCT EVANSVILLE		2	1	33%	3
CVS MO10053POCT SAINT PETERS		3			3
SCIENTIFIC LABORATORY DIVISION			3	100%	3
VIRGINIA DEPARTMENT OF HEALTH DIVISION OF			3	100%	3
MONTANA PUBLIC HEALTH LAB			3	100%	3
UNIVERSITY OF MICHIGAN		2	1	33%	3
LB Broen Home		3			3
HIALEAH SHORES NURSING AND		2	1	33%	3
OHIO HEALTH DOCTORS HOSPITAL			3	100%	3
JOHNNIE RUTH CLARKE LAB			3	100%	3
HEPATOLOGY DIAGNOSTIC LAB			3	100%	3
HOPE HEALTH CARE, LLC		3			3
MANORCARE NURSING & REHABILITATION CENTER-NAPLES		3			3
NEW YORK STATE DEPARTMENT OF HEALTH		1	2	67%	3
TUFTS MEDICAL CENTER			3	100%	3

COVID-19: testing by laboratory

Data through Mar 12, 2021 verified as of Mar 13, 2021 at 09:25 AM

Data in this report are provisional and subject to change.

The numbers in the table below represent the number of Florida and non-Florida residents for whom test results were received by the Department of Health. A person can be tested by more than one laboratory and can have both positive and negative results. **Therefore, the sum of the numbers in each column will be larger than the total number of people tested.**

Reporting lab	Inconclusive	Negative	Positive	Percent positive	Total
VA OUTPATIENT CLINIC-NEW PORT RICHEY			3	100%	3
CVS PA1074POCT KENNETT SQUARE		3			3
FIRST PHYSICIANS GROUP - LORRAINE CORNERS		3			3
ALABAMA DEPT PUBLIC HEALTH			3	100%	3
NORTH NAPLES HOSPITAL RESPIRATORY THERAPY DEPARTMENT			3	100%	3
GAINESVILLE PEDIATRIC ASSOCIATES			3	100%	3
CVS NC3803POCT MOORESVILLE		3			3
SPRING LAKE REHABILITATION CENTER			3	100%	3
ACM MEDICAL LABORATORY ALLIANCE		1	2	67%	3
NHC HealthCare, Cookeville		3			3
CVS MN6811POCT PLYMOUTH		3			3
TARRANT COUNTY PUBLIC HEALTH		3			3
CVS MA1852POCT MEDWAY		3			3
INSPIRA MEDICAL CENTER VINELAND LAB		2	1	33%	3
MERCY HOSPITAL			3	100%	3
VIRGINIA DIVISION OF CONSOLIDATED LABORATORIES			3	100%	3
Bainbridge Health and Rehab		3			3
VILLAGES HEALTH, THE		3			3
WYOMING DEPT OF HEALTH			3	100%	3
OHIO DEPARTMENT OF HEALTH LABORATORY		2	1	33%	3
CVS IN6605POCT INDIANAPOLIS		2	1	33%	3
CVS NJ837POCT MARLTON		3			3
CHILDRENS CLINIC			3	100%	3
FLORIDA MENTOR-POINT WEST CLUSTER		3			3
24TH WEAPONS OF MASS DESTRUCTION - CIVIL SUPPORT		3			3
MICHIGAN HEALTH CLINIC LABORATORIES		2	1	33%	3
ADVANCED URGENT CARE CENTER OF THE UPPER KEYS		1	2	67%	3
GREENTREE MEDICAL CENTER			3	100%	3
CENTRAL JERSEY URGENT CARE		3			3
MINUTECLINIC DIAG OF IND, LLC #5369		2	1	33%	3
ADVENTHEALTH SEBRING- INFECTION CONTROL DEPARTMENT			3	100%	3
MEDICAL UNIVERSITY SC HOSPITAL			3	100%	3
CENTRAL FLORIDA INTERNAL OCCUPATIONAL AND		3			3
ALLIANCE LABS @LRMC			3	100%	3
CVS SC5550POCT CLOVER		2	1	33%	3
BRADENTON PHYSICIAN MEDICAL CENTER			3	100%	3
CVS OH2486POCT NILES		1	2	67%	3
GARCIA MORALES NELSON			3	100%	3
TRUE HEALTH - LAKE UNDERHILL		3			3
Broadview Multi-Care Center		3			3
JOSEPH SCHENKER MD PC		3			3
Kroger 571 - The Little Clinic Hendersonville		1	2	67%	3
HARBORCHASE OF GAINESVILLE			3	100%	3
BROOKDALE WEST BOYNTON BEACH		3			3
WHITE EARTH IHS MAIN LAB		3			3
CROSSROADS URGENT CARE PLLC		3			3

COVID-19: testing by laboratory

Data through Mar 12, 2021 verified as of Mar 13, 2021 at 09:25 AM

Data in this report are provisional and subject to change.

The numbers in the table below represent the number of Florida and non-Florida residents for whom test results were received by the Department of Health. A person can be tested by more than one laboratory and can have both positive and negative results. **Therefore, the sum of the numbers in each column will be larger than the total number of people tested.**

Reporting lab	Inconclusive	Negative	Positive	Percent positive	Total
ADVANCED HEART CARE OF SOUTH FLORIDA		3			3
WELLMED AT FORT PIERCE		1	2	67%	3
MEDIC INFUSION PA		3			3
Lakeview Village		3			3
US SPECIALTY LABS			3	100%	3
LOCH HAVEN PEDIATRICS			3	100%	3
CANOPY PEDIATRICS		3			3
CROWNE HEALTH CARE OF FORT PAYNE		2	1	33%	3
BAPTIST PRIMARY CARE, INC.		2	1	33%	3
MINUTECLINIC DIAGNOSTIC OF NEW MEXICO LLC #7552		3			3
SIGNATURE CARE PFLUGERVILLE			3	100%	3
QUALITY LABORATORY SERVICE		2	1	33%	3
MEDPEDS ASSOCIATES OF SARASOTA PA		3			3
ST JOSEPH'S HOSPITAL NORTH LABORATORY			3	100%	3
CLEARWATER		2	1	33%	3
MED FUSION			3	100%	3
UNIVERSITY OF KANSAS MEDICAL CENTER			3	100%	3
SUNCREST OMNI		3			3
NEMOURS CHILDRENS PRIMARY CARE HORIZON WEST			3	100%	3
CTRS			3	100%	3
MT CARMEL PHARMACY INC		3			3
CENTURY LINK SPORTS COMPLEX			3	100%	3
ASPEN VALLEY HOSPITAL			3	100%	3
WAL-MART STORES EAST LP		2	1	33%	3
NEW YORK PHYSICIANS LLP		3			3
GYN PATH SERVICES			3	100%	3
FRESENIUS KIDNEY CARE			3	100%	3
MEDEXPRESS URGENT CARE, CHAMBERSBURG		2	1	33%	3
THOMAS LANGLEY			3	100%	3
BAPTIST HOSPITAL NURSING/PATIENT CARE			3	100%	3
Kroger 522 - The Little Clinic Gahanna		2	1	33%	3
AUSTIN PUBLIC HEALTH			3	100%	3
MINUTE CLINIC LLC #0169		3			3
FHPG TAMPA PRIMARY CARE			3	100%	3
MINUTECLINIC DIAG OF IND, LLC #6553		3			3
Cleveland Clinic Weston			3	100%	3
VELOCITY CARE			3	100%	3
STRINGFELLOW MEMORIAL HOSPITAL		3			3
BAYSIDE URGENT CARE CENTER INC			3	100%	3
MANATEE URGENT CARE LLC			3	100%	3
DOCTORS HOSPITAL RENAISSANCE			3	100%	3
AVANTE INVERNESS		1	2	67%	3
LEGACY ER AND URGENT CARE			3	100%	3
ALLIANCE FOR MULTISPECIALTY RESEARCH		3			3
HARBORCHASE OF STUART			3	100%	3
PARADISE VILLA ALF INCORPORATED		3			3

COVID-19: testing by laboratory

Data through Mar 12, 2021 verified as of Mar 13, 2021 at 09:25 AM

Data in this report are provisional and subject to change.

The numbers in the table below represent the number of Florida and non-Florida residents for whom test results were received by the Department of Health. A person can be tested by more than one laboratory and can have both positive and negative results. **Therefore, the sum of the numbers in each column will be larger than the total number of people tested.**

Reporting lab	Inconclusive	Negative	Positive	Percent positive	Total
MEDICAL CITY DALLAS HOSPITAL			3	100%	3
ORLANDO FAMILY PHYSICIANS INC			3	100%	3
ANN STORCK CENTER INC		3			3
LAHEY CLINIC MEDICAL CENTER			3	100%	3
COASTAL SKIN SURGERY AND DERMATOLOGY PL		3			3
CVS IN3975POCT JEFFERSONVILLE		2	1	33%	3
NEWSTAR MEDICAL LABORATORIES		3			3
PREMIER FAMILY AND SPORTS MEDICINE		2	1	33%	3
CABELL HUNTINGTON HOSPITAL CLINICAL LAB			3	100%	3
FELICIDAD MEDICAL CENTER INC			3	100%	3
CVS SC7334POCT LEXINGTON		3			3
LOYOLA UNIVERSITY MEDICAL CENTER LABORATORY			3	100%	3
Kroger 768 - The Little Clinic Leestown Rd		2	1	33%	3
COVANCE CLS			3	100%	3
MALABAR FAMILY PRACTICE		1	2	67%	3
MINUTECLINIC, LLC #05891		2	1	33%	3
MEDEXPRESS URGENT CARE GREENSBURG		2	1	33%	3
ROANE MEDICAL CENTER		2	1	33%	3
LINCOLN MEDICAL CENTER		3			3
GRADY MEMORIAL HOSPITAL/MICRO			3	100%	3
LEXINGTON MEDICAL CENTER		1	2	67%	3
LAKESIDE HOSPITAL BELLE GLADE			3	100%	3
CVS IL8753POCT CHICAGO		3			3
CVS MINUTE CLINIC DIAGNOSTIC MED GRP		3			3
Kroger 635 - The Little Clinic Dacula		3			3
CVS SC4122POCT TAYLORS		3			3
CAMPAZZI CONCIERGE MEDICAL SERVICES		2	1	33%	3
NYC PUBLIC HEALTH LABS			3	100%	3
CVS PA2688POCT COLLEGEVILLE		3			3
Bethany Health and Rehab		3			3
JS HEALTHCARE		2	1	33%	3
FLORIDA HOSPITAL LABORATORIES		3			3
EAST TENNESSEE CHILDREN'S HOSPITAL		2	1	33%	3
GREATER MOBILE URGENT CARE - SPRINGHILL			3	100%	3
Good Samaritan Society - Fairfield Glade		3			3
CVS NM8918POCT ALBUQUERQUE		3			3
Rosedale Green		3			3
Englewood Health and Rehab			3	100%	3
FIRST CARE - MIDDLESBORO			3	100%	3
Village on the Green			3	100%	3
KISSIMMEE URGENT CARE		3			3
MARYLAND STATE DEPT OF HEALTH	2		1	33%	3
MINUTECLINIC LLC #5176			3	100%	3
Wynfield Park Health and Rehabilitation		3			3
DELAWARE PUBLIC HEALTH LABORATORY		1	2	67%	3
MC DIAGNOSTIC OF CONNECTICUT, PC #114		3			3

COVID-19: testing by laboratory

Data through Mar 12, 2021 verified as of Mar 13, 2021 at 09:25 AM

Data in this report are provisional and subject to change.

The numbers in the table below represent the number of Florida and non-Florida residents for whom test results were received by the Department of Health. A person can be tested by more than one laboratory and can have both positive and negative results. **Therefore, the sum of the numbers in each column will be larger than the total number of people tested.**

Reporting lab	Inconclusive	Negative	Positive	Percent positive	Total
AKRON GENERAL MEDICAL CENTER MAIN		3			3
CAPTIAL REGIONAL MEDICAL CENTER			3	100%	3
MINUTECLINIC DIAGNOSTIC OF WISCONSIN,		3			3
BARONESS ERLANGER HOSPITAL		3			3
SUN TERRACE HEALTH CARE CENTER			3	100%	3
MEDFUSION		2	1	33%	3
FAMILY TREE MEDICAL GROUP PA		2	1	33%	3
ADVENT HEALTH MEDICAL GROUP FAMILY MEDICINE			3	100%	3
FLORIDA GASTROENTEROLOGY ASSOCIATES PA		3			3
SISD EMPLOYEE HEALTH CLINIC			3	100%	3
SERENADES BY SONATA		1	2	67%	3
CVS IL3163POCT OAK PARK		3			3
MARINA ISLE ASSISTED LIVING		3			3
MINUTECLINIC DIAG OF IND, LLC #6483		1	2	67%	3
Fort Gaines Health and Rehab		3			3
MINNEOLA PLACE A HOMEBRIDGE COMMUNITY		3			3
MEDICAL SERVICES OF AMERICA HOME HEALTH		3			3
IMMERSION RESIDENTIAL LLC			3	100%	3
CCRX OF NORTH CAROLINA, LLC		2	1	33%	3
MEDICAL CENTER OF THE ROCKIES			3	100%	3
HELIX LW UC		1	2	67%	3
CVS M08555POCT KANSAS CITY		3			3
CVS GA5637POCT VILLA RICA		3			3
CARESPOT-WELLINGTON			3	100%	3
CARECENTER PHARMACY, LLC		3			3
THE OASIS BEACHSIDE		3			3
SUPER HEALTH PHARMACY LLC		3			3
CVS PA2687POCT EXTON		3			3
ACL LABORATORIES INDUSTRIAL TOXICOLOGY			3	100%	3
NORTH BROWARD HOSPITAL DISTRICT HEALTHCARE FOR THE HOMELESS			3	100%	3
Kroger 592 - The Little Clinic Alexander Plaza		2	1	33%	3
BOLING, STEPHANIE		3			3
BROOME COUNTY HEALTH DEPARTMENT		2	1	33%	3
YATES COUNTY PUBLIC HEALTH		3			3
MURFREESBORO MEDICAL CLINIC		3			3
COVENANT PEDIATRICS		1	2	67%	3
TMH PHYSICIAN PARTNERS BLOUNTSTOWN			3	100%	3
MEDSTAR HARBOR HOSPITAL			2	100%	2
MINUTECLINIC DIAGNOSTIC, PA		2			2
ALL PEDIATRIC CARE PA			2	100%	2
VA SALT LAKE CITY HCS		2			2
PINELLAS CHD - CLEARWATER		1	1	50%	2
ROUTE 16 PHARMACY LLC DBA HOLLAND PHAR		2			2
VETERANS AFFAIRS MEDICAL CENTER - GREATER LOS ANGELES			2	100%	2
Lakeside Oaks Care Center			2	100%	2
EXPRESSCARE URGENT CARE CENTER			2	100%	2

COVID-19: testing by laboratory

Data through Mar 12, 2021 verified as of Mar 13, 2021 at 09:25 AM

Data in this report are provisional and subject to change.

The numbers in the table below represent the number of Florida and non-Florida residents for whom test results were received by the Department of Health. A person can be tested by more than one laboratory and can have both positive and negative results. **Therefore, the sum of the numbers in each column will be larger than the total number of people tested.**

Reporting lab	Inconclusive	Negative	Positive	Percent positive	Total
MELBOURNE URGENT CARE			2	100%	2
THOMASVILLE REGIONAL MEDICAL CENTER		2			2
WHITESANDS OUTPATIENT TREATMENT		2			2
VOLUNTEERS OF AMERICA OF FLORIDA			2	100%	2
CVS AZ33POCT TEMPE		2			2
SUNCOAST BLOOD BANK			2	100%	2
MD NOW URGENT CARE MEDICAL CENTERS INC			2	100%	2
ASANTE ROGUE REGIONAL MEDICAL CENTER L		2			2
CROSSROADS			2	100%	2
NORTHSIDE FAMILY MEDICINE AND URGENT CARE (EAST COBB)		2			2
DAYTON CHILDRENS HOSPITAL LAB			2	100%	2
CRUC CMCH-COVID-19		2			2
FIRST PREVENTION AND DIALYSIS CENTER LLC			2	100%	2
NLC LABS			2	100%	2
Covington Care Nursing and Rehabilitation		2			2
EXPRESS CARE OF THE SHOALS		1	1	50%	2
NORTHWELL HEALTH			2	100%	2
RAJ K PAI MD PA			2	100%	2
Beth Sholom Home of Eastern Virginia		1	1	50%	2
MINUTECLINIC DIAG OF IND, LLC #6908		2			2
CALIFORNIA DIVISION OF COMMUNICABLE DISEASE CONTROL			2	100%	2
MEDEXPRESS URGENT CARE-WILKINS TOWNSHIP, WILLIAM PENN HIGHWAY		2			2
ROCKWALL URGENT CARE			2	100%	2
TULANE MEDICAL CENTER			2	100%	2
PEDIATRICS IN NORTH FLORIDA PA			2	100%	2
RAPID MEDLAB (004MO)		2			2
RIGHT AT HOME			2	100%	2
MOBILE HEALTH LABS LLC			2	100%	2
NEBRASKA MEDICAL CENTER			2	100%	2
MAYO CLINIC GROUP PRACTICE LABORATORY			2	100%	2
FLORIDA MEDICAL CENTER			2	100%	2
FASTCARE LLC			2	100%	2
MERCY HEALTH LAB		1	1	50%	2
OUR LADY OF THE LAKE REGIONAL MEDICAL CENTER			2	100%	2
UK HEALTHCARE			2	100%	2
MANASOTA PEDIATRICS			2	100%	2
GULF COAST REGIONAL MEDICAL CARE		2			2
WyndRidge Health & Rehabilitation		2			2
Kroger 687 - The Little Clinic Sugar Hill		1	1	50%	2
MEDEXPRESS - WILMINGTON KIRKWOOD HIGHWAY		2			2
CVS PA10034POCT PITTSBURGH		2			2
SUMMERFIELD RETIREMENT LIVING, INC			2	100%	2
STEWART ST ELIZABETH MEDICAL CENTER			2	100%	2
PANCARE HEALTH - SNEADS ELEMENTARY			2	100%	2
Alden Des Plaines			2	100%	2
Van Wert Manor		2			2

COVID-19: testing by laboratory

Data through Mar 12, 2021 verified as of Mar 13, 2021 at 09:25 AM

Data in this report are provisional and subject to change.

The numbers in the table below represent the number of Florida and non-Florida residents for whom test results were received by the Department of Health. A person can be tested by more than one laboratory and can have both positive and negative results. **Therefore, the sum of the numbers in each column will be larger than the total number of people tested.**

Reporting lab	Inconclusive	Negative	Positive	Percent positive	Total
METHODIST MANSFIELD MEDICAL CENTER			2	100%	2
MIAMI DADE MEDICAL RESEARCH INSTITUTE			2	100%	2
FLORIDA CLINICAL LABORATORY INC			2	100%	2
LIFT HEALTH		2			2
LAWRENCE GENERAL HOSPITAL			2	100%	2
TEXAS HEALTH CARE			2	100%	2
BAPTIST HOSPITAL INTERNAL MEDICINE GULF BREEZE			2	100%	2
MEDEXPRESS URGENT CARE - BROOKHAVEN		2			2
STANFORD HEALTH CARE ANATOMIC PATHOLOGY & CLINICAL LAB			2	100%	2
Crowne Health Care of Greenville		2			2
NAVAL MEDICAL CENTER			2	100%	2
BAYLOR SCOTT & WHITE COMPREHENSIVE WOUND			2	100%	2
MIDLAND MEMORIAL HOSPITAL			2	100%	2
AFC URGENT CARE CLEVELAND			2	100%	2
RDX BIOSCIENCE INC			2	100%	2
STARR COUNTY MEMORIAL HOSPITAL			2	100%	2
MEDEXPRESS URGENT CARE - JEANNETTE		2			2
FLORIDA KEYS PED & ADOLES CTR			2	100%	2
APPLECARE VALDOSTA			2	100%	2
GUTHRIE CORNING HOSPITAL LABORATORY		2			2
STARLING AT SAN JOSE			2	100%	2
CVS NH2257POCT MANCHESTER		2			2
SOUTH TAMPA AFTER HOURS CLINIC			2	100%	2
Crowne Health Care of Mobile		2			2
WALGREENS #13605		2			2
QUEST DIAGNOSTICS INCORPORATED			2	100%	2
SARASOTA MEMORIAL MEDICAL URGENT CARE CENTER			2	100%	2
BERNHARDT LABORATORIES INC			2	100%	2
UC CORAL GABLES			2	100%	2
FAMILY CARE SPECIALISTS OF ORLANDO			2	100%	2
Warren Center for Rehabilitation and Nursing		2			2
MINUTECLINIC DIAGNOSTIC, PA #10252		2			2
MEDEXPRESS URGENT CARE - WOODBURY			2	100%	2
GIGI WOOD DAVIS DO-FAMILY MEDICINE		2			2
CVS TX8322POCT AUSTIN		2			2
SOUTHERN TENNESSEE MEDICAL CENTER			2	100%	2
PM PEDIATRICS OF BAYSIDE PLLC - HOPEWELL JUNCTION		2			2
CAREWELL JW - WORCESTER LNC			2	100%	2
HARRINGTON PARK HEALTH AND REHAB		2			2
BIOMAT USA			2	100%	2
KIVA AT MOUNT DORA			2	100%	2
STATCARE URGENT AND WALK-IN			2	100%	2
SHELL POINT HOME HEALTH			2	100%	2
PREMIER PEDIATRICS LLC			2	100%	2
POPLAR HEALTHCARE			2	100%	2
VALLEY BAPTIST MEDICAL CENTER: BROWNSVILLE			2	100%	2

COVID-19: testing by laboratory

Data through Mar 12, 2021 verified as of Mar 13, 2021 at 09:25 AM

Data in this report are provisional and subject to change.

The numbers in the table below represent the number of Florida and non-Florida residents for whom test results were received by the Department of Health. A person can be tested by more than one laboratory and can have both positive and negative results. **Therefore, the sum of the numbers in each column will be larger than the total number of people tested.**

Reporting lab	Inconclusive	Negative	Positive	Percent positive	Total
SOUTH BEND MEDICAL FOUNDATION			2	100%	2
HOUSTON HEALTH DEPARTMENT - BUREAU OF LABORATORY SERVICES			2	100%	2
FLORIDA DEPARTMENT OF HEALTH IN ESCAMBIA COUNTY		1	1	50%	2
Imboden Creek Living Center		2			2
FLORIDA DEPARTMENT OF HEALTH (FDOH)			2	100%	2
ROCKEFELLER UNIVERSITY CLINICAL GENOMICS LABORATOR		2			2
LAKE BALDWIN			2	100%	2
ROPER HOSPITAL			2	100%	2
BOSTON PUBLIC HEALTH COMMISSION			2	100%	2
MARTIN MEDICAL CENTER INC		1	1	50%	2
DMC UNIVERSITY LABORATORIES		1	1	50%	2
TMH EC NORTHEAST LABORATORY			2	100%	2
CVS IL7017POCT BLOOMINGTON		2			2
STUART SURGERY CENTER, LLC			2	100%	2
WALKONCLINIC			2	100%	2
DELRAY BEACH HEALTH CENTER			2	100%	2
MEDEXPRESS URGENT CARE, LANCASTER WEST		1	1	50%	2
IN AND OUT URGENT CARE			2	100%	2
SANTA ROSA COUNTY HEALTH DEPARTMENT			2	100%	2
VA CBOC			2	100%	2
PRECISION DIAGNOSTIC INC		2			2
MINUTECLINIC DIAGNOSTIC OF OHIO #5060		2			2
KEY WEST HMA PHYSICIAN MANAGEMENT, LLC			2	100%	2
CHESTERFIELD HEALTHCARE GROUP, INC		2			2
ADVENTHEALTH IMAGING PARTIN SETTLEMENT			2	100%	2
CATHOLIC HEALTH LABORATORY SERVICES		2			2
GERM BUSTERS 911 LLC			2	100%	2
BROOKDALE ALTAMONTE SPRINGS			2	100%	2
BOND COMMUNITY HEALTH CENTER			2	100%	2
JUST BELIEVE RECOVERY CENTER			2	100%	2
CIMA MEDICAL CENTER		1	1	50%	2
BFT LAB			2	100%	2
Macon Valley Nursing and Rehabilitation Center		2			2
LIFETIME FAMILY URGENT CARE			2	100%	2
MAJESTIC OAKS			2	100%	2
ST JOSEPH'S HOSPITAL INC			2	100%	2
Kroger 020 - The Little Clinic Wheat Ridge		2			2
CPL LABS			2	100%	2
TRUE HEALTH INC			2	100%	2
CLEVELAND CLINIC FLORIDA LABORATORY			2	100%	2
A+ URGENT/PRIMARY CARE			2	100%	2
USCG ABBOTT BINAXNOW		1	1	50%	2
ADVANCED MEDICAL OF FLORIDA			2	100%	2
LILY PHARMACY		2			2
HOLY FAMILY MEDICAL CENTER		1	1	50%	2
CVS MA137POCT QUINCY		2			2

COVID-19: testing by laboratory

Data through Mar 12, 2021 verified as of Mar 13, 2021 at 09:25 AM

Data in this report are provisional and subject to change.

The numbers in the table below represent the number of Florida and non-Florida residents for whom test results were received by the Department of Health. A person can be tested by more than one laboratory and can have both positive and negative results. **Therefore, the sum of the numbers in each column will be larger than the total number of people tested.**

Reporting lab	Inconclusive	Negative	Positive	Percent positive	Total
BAYCARE OUTREACH LAB			2	100%	2
EAST SIDE CLINICAL LABORATORY		1	1	50%	2
CVS IN6572POCT INDIANAPOLIS		2			2
MINUTECLINIC DIAGNOSTIC OF OHIO #6192		2			2
AMICUS MEDICAL CENTER LLC			2	100%	2
UNIVERSITY OF MIAMI SCCC RESEARCH LABORATORY			2	100%	2
CVS NH6596POCT HAMPTON		2			2
MY PHARMACY			2	100%	2
CORMEUM LAB SERVICES, LLC			2	100%	2
Kroger 441 - The Little Clinic Middletown		2			2
DELAWARE DIAGNOSTICS LABS			2	100%	2
DESERT HOSPITAL/CPHU CLINICAL LABORATORY			2	100%	2
CVS MO10151POCT SPRINGFIELD		1	1	50%	2
Kroger 477 - The Little Clinic Fort Mitchell		2			2
NEWTON MEMORIAL HOSPITAL		2			2
ADVANCE FAMILY PRACTICE LLC			2	100%	2
JUPITER PEDIATRIC ASSOCIATES, PA		1	1	50%	2
ROYAL CARE MEDICAL CENTER			2	100%	2
UNIVERSITY HEALTH SERVICES RIVER CAMPUS		2			2
Kroger 619 - The Little Clinic Hendersonville Indian Lake		2			2
STUDENT HEALTH SERVICES			2	100%	2
LAKEVIEW HEALTH CARE SYSTEM LLC			2	100%	2
RAPID RESULT CORP LLC		1	1	50%	2
SACRED HEART HOSPITAL ON THE EMERALD			2	100%	2
SCDHEC BUREAU OF LABORATORIES			2	100%	2
VA OUTPATIENT PHARMACY			2	100%	2
SPRING HILL REGIONAL HOSPITAL			2	100%	2
YOUTH AND YOU, INC		2			2
INTEGRITY CLINICAL RESEARCH CENTER INC		1	1	50%	2
MEMORIAL SLOAN KETTERING CANCER CENTER		1	1	50%	2
MINUTECLINIC #1773		2			2
MEDEXPRESS URGENT CARE FOX CHAPEL		2			2
MAYO CLINIC COUMADIN CLINIC LABORATORY		1	1	50%	2
MIDDLE TENN MENTAL HEALTH INSTITUTE		2			2
SWEETWATER NURSING CENTER		2			2
FHCP ASC - ORANGE CITY			2	100%	2
SENDER RETREAT ADULT DAY CARE CENTERS			2	100%	2
INTEGRATED REGIONAL LABS			2	100%	2
DEBORAH HEART AND LUNG CENTER		2			2
NORTON IMMEDIATE CARE CENTER - PRESTON			2	100%	2
ORLANDO LUTHERAN TOWERS		1	1	50%	2
BUFFALO CROSSINGS HEALTHCARE AND REHABILITATION CENTER			2	100%	2
HPH HOME CARE		1	1	50%	2
COLONIAL MEDICAL CENTER-EAST ORLANDO			2	100%	2
TALLAHASSEE MEMORIAL HEALTHCARE FAMILY MED RESIDENCY			2	100%	2
GRACE HEALTHCARE OF LAKE WALES		1	1	50%	2

COVID-19: testing by laboratory

Data through Mar 12, 2021 verified as of Mar 13, 2021 at 09:25 AM

Data in this report are provisional and subject to change.

The numbers in the table below represent the number of Florida and non-Florida residents for whom test results were received by the Department of Health. A person can be tested by more than one laboratory and can have both positive and negative results. **Therefore, the sum of the numbers in each column will be larger than the total number of people tested.**

Reporting lab	Inconclusive	Negative	Positive	Percent positive	Total
TRICORE REFERENCE LABORATORY		1	1	50%	2
MIDWAY PRIMARY CARE LLC		2			2
WOMENS CARE FLORIDA LLC-LABORATORY		2			2
Kroger 130 - The Little Clinic Colorado Springs		2			2
CVS PA7132POCT THORNDALE		2			2
JULIE STAATS DO		2			2
WillowBrooke Court at Southampton Estates		2			2
MD NOW URGENT CARE CENTER INC.			2	100%	2
INA		1	1	50%	2
EVERYBODY'S FAMILY CLINIC		2			2
MEDEXPRESS URGENT CARE - MARTINSVILLE		2			2
MINUTECLINIC DIAGNOSTIC MEDICAL		2			2
AMERICAN RESEARCH CENTERS OF FLORIDA			2	100%	2
SIMMONS			2	100%	2
CVS ME329POCT PORTLAND		2			2
ATHENA CARE RESOURCES LLC		2			2
INTEAM HEALTH, INC.			2	100%	2
ADVANTA ANALYTICAL LABORATORIES			2	100%	2
Kroger 426 - The Little Clinic Suwanee		2			2
Lake Charles Healthcare LLC dba Landmark Lake Charles			2	100%	2
CLINICAL REFERENCE LABORATORY, INC		2			2
PALM WEST INTERNIST PA			2	100%	2
MEDEXPRESS URGENT CARE- ALLISON PARK		1	1	50%	2
MOBILE COUNTY HEALTH DEPARTMENT		1	1	50%	2
ADVENT HEALTH CENTRAL TEXAS		1	1	50%	2
Green Mountain Nursing and Rehabilitation		2			2
VALLEY MEDICAL LABORATORY			2	100%	2
CVS GA5622POCT DALLAS		1	1	50%	2
BERGEN COUNTY SURGICAL AND ENDOSCOPY CENTER		2			2
SPECTRA EAST INC		1	1	50%	2
Iron County Medical Care Facility		2			2
EASTERN NIAGARA HOSPITAL		2			2
CVS MA1945POCT HANOVER		2			2
MORRISTOWN MEMORIAL HOSPITAL		2			2
JEFFERSON WASHINGTON TOWNSHIP HOSPITAL		2			2
Chatham Nursing and Rehab Center		2			2
SPRINGHILL SENIOR RESIDENCE		2			2
SIGNAL DIAGNOSTICS DBA FLOWHEALTH LABS			2	100%	2
SOUTHERN BREEZE HEALTHCARE		1	1	50%	2
MOORE CLINICAL RESEARCH INC			2	100%	2
LOWELL GENERAL HOSPITAL			2	100%	2
TMH PHYSICIAN PARTNERS MONTICELLO		1	1	50%	2
VELOCITY URGENT CARE			2	100%	2
SPECTRUM HEALTH			2	100%	2
MEDEXPRESS URGENT CARE - LINCOLN N 26T		2			2
SIGNATURE CARE LEWISVILLE-EMERGENCY CENTER		1	1	50%	2

COVID-19: testing by laboratory

Data through Mar 12, 2021 verified as of Mar 13, 2021 at 09:25 AM

Data in this report are provisional and subject to change.

The numbers in the table below represent the number of Florida and non-Florida residents for whom test results were received by the Department of Health. A person can be tested by more than one laboratory and can have both positive and negative results. **Therefore, the sum of the numbers in each column will be larger than the total number of people tested.**

Reporting lab	Inconclusive	Negative	Positive	Percent positive	Total
THE RIM URGENT CARE			2	100%	2
CARE ATC SUN HYDRAULICS TALLAVAST			2	100%	2
SKIN WELLNESS PHYSICIANS LLC		2			2
SYNEOS HEALTH			2	100%	2
PENSACOLA MEDICAL CLINIC LLC			2	100%	2
SAWGRASS PEDIATRIC PARTNERS LLC			2	100%	2
Walgreens #12427		1	1	50%	2
DUKE HEALTH REGIONAL HOSPITAL			2	100%	2
MEDEXPRESS URGENT CARE - LINCOLN VILLA		2			2
CITY OF NEW YORK DEPARTMENT OF HEALTH			2	100%	2
BAYLOR COLLEGE OF MEDICINE			2	100%	2
CVS MINUTE CLINIC #5836		2			2
BROOKDALE PALM BEACH GARDENS			2	100%	2
Lenawee Medical Care Facility		2			2
MAGNOLIA ADULT, LLC			2	100%	2
MEMORIAL HERMANN			2	100%	2
PATIENT FIRST MEDICAL CENTER-CARYTOWN			2	100%	2
WESTMINSTER SUNCOAST			2	100%	2
FRASER MEMORIAL HOSPITAL		1	1	50%	2
CVS AZ5892POCT LAVEEN		2			2
PHYSICIANS LABORATORY SERVICES			2	100%	2
MEASE COUNTRYSIDE HOSPITAL CARDIAC REH			2	100%	2
PEDIATRIC HEALTH CARE		1	1	50%	2
OPP HEALTH AND REHABILITATION		2			2
MAURY REGIONAL MEDICAL CENTER		2			2
CVS IN8669POCT INDIANAPOLIS		2			2
INSPIRE HEALTHCARE CENTER			2	100%	2
MERCY CONVENIENT CARE			2	100%	2
CVS IL2798POCT CHICAGO		1	1	50%	2
PRIMARY CARE SERVICES AT EDGEWATER		2			2
ASHLEY PEDIATRICS			2	100%	2
The Grand Rehabilitation & Nursing Utica		2			2
St. Josephs Hospital			2	100%	2
LONG, SARAH		1	1	50%	2
CARTERSVILLE MEDICAL CENTER			2	100%	2
CHNJ		2			2
AGILE URGENT CARE			2	100%	2
AMERICAN MEDICAL LABORATORIES			2	100%	2
HEALTH GROUP CENTER INC			2	100%	2
SHELBYVILLE HOSPITAL COMPANY		2			2
RAPID URGENT CARE - ALBANY			2	100%	2
Elba Nursing and Rehabilitation Center, LLC		2			2
LABTOX LABORATORIES			2	100%	2
TWIN LAKES REHAB & HEALTHCARE		2			2
CHARLOTTE COUNTY HEALTH DEPARTMENT			2	100%	2
AFC URGENT CARE/FARRAGUT			2	100%	2

COVID-19: testing by laboratory

Data through Mar 12, 2021 verified as of Mar 13, 2021 at 09:25 AM

Data in this report are provisional and subject to change.

The numbers in the table below represent the number of Florida and non-Florida residents for whom test results were received by the Department of Health. A person can be tested by more than one laboratory and can have both positive and negative results. **Therefore, the sum of the numbers in each column will be larger than the total number of people tested.**

Reporting lab	Inconclusive	Negative	Positive	Percent positive	Total
PALOS COMMUNITY HOSPITAL LABORATORY			2	100%	2
ACCESS MEDICAL GROUP OF TAMPA II, INC		2			2
SCIENTIFIC LABORATORY COMPANY		2			2
AZALEA HEALTH AND REHABILITATION		2			2
WEAKLEY COUNTY REHAB AND NURSING CENTER		2			2
Cottage of the Shoals		2			2
TENNESSEE VALLEY HCS			2	100%	2
CVS M05724POCT KANSAS CITY		2			2
MEDEXPRESS URGENT CARE - LAWRENCE		2			2
UNIVERSITY OF MISSOURI HEALTH CARE			2	100%	2
MAGNOLIA MANOR OF COLUMBUS		2			2
GOUVERNEUR HOSPITAL LABORATORY		2			2
CERTIVIA LABORATORIES			2	100%	2
Alden Terrace of McHenry			2	100%	2
SUMMIT URGENT CARE PS			2	100%	2
FEDERAL CORRECTIONAL INSTITUTION MARIANNA			2	100%	2
Kroger 667 - The Little Clinic Litchfield Park		2			2
MEDEXPRESS URGENT CARE - SOUTH CHARLESTON		2			2
MATHER HOSPITAL			2	100%	2
FALCON HEALTH CENTER			2	100%	2
REELFOOT FAMILY WALK IN CLINIC - TIPT		2			2
CVS MA1877POCT NORTON		2			2
TRINITAS REGIONAL MEDICAL CENTER		1	1	50%	2
CVS MA2125POCT NATICK		1	1	50%	2
MEDEXPRESS URGENT CARE - MYLAN			2	100%	2
Kroger 409 - The Little Clinic Hebron Marketplace		1	1	50%	2
HACKENSACK MERIDIAN URGENT CARE, PC		2			2
The Palms Nursing and Rehabilitation		1	1	50%	2
CVS OH4327POCT PAINESVILLE		2			2
CVS NJ2508POCT MANALAPAN		2			2
UNIVERSTIY OF ILLINOIS HOSPITAL			2	100%	2
SWEDISH COVENANT HOSPITAL			2	100%	2
OELWEIN HEALTH CARE CENTER		2			2
MINUTECLINIC DIAGNOSTIC PA #3344		2			2
CONEMAUGH MEMORIAL MEDICAL CENTER		2			2
Kroger 127 - The Little Clinic Lakewood-Alameda		2			2
CHILDREN'S MEDICAL CENTER-EAST ORLANDO			2	100%	2
LACORP		1	1	50%	2
Avanti Wellness and Rehab			2	100%	2
JOHN D. ARCHBOLD MEM. HOSPITAL			2	100%	2
MEDEXPRESS URGENT CARE - OMAHA N 72 ST		2			2
EXCEPTIONAL EMERGENCY CENTER - AMARILLO			2	100%	2
SYLVAN NURSING			2	100%	2
HCR MANOR CARE SERVICES OF FLORIDA III INC		2			2
FLORIDA SCHOOL FOR THE DEAF & BLIND			2	100%	2
Timber Ridge Health Care Center			2	100%	2

COVID-19: testing by laboratory

Data through Mar 12, 2021 verified as of Mar 13, 2021 at 09:25 AM

Data in this report are provisional and subject to change.

The numbers in the table below represent the number of Florida and non-Florida residents for whom test results were received by the Department of Health. A person can be tested by more than one laboratory and can have both positive and negative results. **Therefore, the sum of the numbers in each column will be larger than the total number of people tested.**

Reporting lab	Inconclusive	Negative	Positive	Percent positive	Total
SUNSHINE PHARMACY		2			2
NEMOURS CHILDREN'S PRIMARY CARE THE VILLAGES		2			2
Kroger 745 - The Little Clinic Somerset		2			2
Cortland Acres Association		2			2
UT AUSTIN UNIVERSITY HEALTH SERVICES			2	100%	2
MEASE MANOR MEMORY CARE		2			2
MINUTECLINIC LLC (2335)		1	1	50%	2
OPTUM PRIMARY CARE		1	1	50%	2
PEACE RIVER MEDICAL CENTER		2			2
CVS PA7611POCT ALLISON PARK		2			2
OSF ST JOSEPH MEDICAL CENTER			2	100%	2
MOUNT SINAI AVENTURA DIAGNOSTIC CENTER			2	100%	2
EMERALD TRACE		2			2
NEMOURS CHILDREN'S URGENT CARE LAKE NONA			2	100%	2
GOLDSTEIN			2	100%	2
WISCONSIN STATE LABORATORY OF HYGIENE		1	1	50%	2
CVS TX5807POCT PEARLAND		2			2
Luther Acres Manor		2			2
ASCENSION ST VINCENT'S RIVERSIDE			2	100%	2
HELEN HAYES HOSPITAL LABORATORY		2			2
PALM CITY NURSING AND REHAB CENTER			2	100%	2
CENTRAL FLORIDA FAMILY HEALTH CENTER		2			2
BAYSTATE MEDICAL CENTER		1	1	50%	2
COMMUNITY HEALTH CENTERS INC			2	100%	2
MEDEXPRESS URGENT CARE-SELINGROVE		2			2
DR. G'S URGENT CARE			2	100%	2
PREMIER MOBILE HEALTH SERVICES, LLC			2	100%	2
SACRED HEART HEALTH SYSTEMS INC			2	100%	2
CREATIVE HEALTH CENTER			2	100%	2
MINUTECLINIC DIAG OF IND, LLC #6250		2			2
PINARD HOME HEALTH SERVICES INC			2	100%	2
STATE OF FLORIDA			2	100%	2
Tidelands Health Rehabilitation Hospital			2	100%	2
Good Samaritan Society-Blackduck		1	1	50%	2
Garden Isle Healthcare and Rehabilitation Center		2			2
FLORIDA DEPARTMENT OF HEALTH IN LEE COUNTY		1	1	50%	2
GRANDVIEW COLLEGE STUDENT HEALTH CENTE		2			2
MID-FLORIDA PATHOLOGY LLC - MOBILE UNIT # 3			2	100%	2
PALM BAY COMMUNITY OUTPATIENT CLINIC		2			2
RRMC CREEKSIDE LAB		2			2
VALUE DRUGS GREENLAWN INC		2			2
MARCO ISLAND MEDICAL CENTER			2	100%	2
INSPIRIT SENIOR LIVING			2	100%	2
FIRST CHOICE MEDICAL PC			2	100%	2
CHAPPEL GROUP RESEARCH, THE		2			2
MEMORIAL HEALTH UNIVERSITY MEDICAL CENTER			2	100%	2

COVID-19: testing by laboratory

Data through Mar 12, 2021 verified as of Mar 13, 2021 at 09:25 AM

Data in this report are provisional and subject to change.

The numbers in the table below represent the number of Florida and non-Florida residents for whom test results were received by the Department of Health. A person can be tested by more than one laboratory and can have both positive and negative results. **Therefore, the sum of the numbers in each column will be larger than the total number of people tested.**

Reporting lab	Inconclusive	Negative	Positive	Percent positive	Total
VENETIAN GARDENS		2			2
Georgiana Health and Rehabilitation, LLC		2			2
HUMILITY OF MARY HEALTH PARTNERS			2	100%	2
MARLBORO URGENT CARE		2			2
ASSOCIATES IN UROGYNECOLOGY MD LLC		2			2
BAPTIST HEALTHCARE - LAKEVIEW CENTER INC		2			2
PREVENTIVE HEALTH PARTNERS I L S C		2			2
DALLAS VA MEDICAL CENTER - VA NORTH TEXAS HEALTH CARE SYSTEM			2	100%	2
CLEVELAND CLINIC IMAGING			2	100%	2
Kroger 672 - The Little Clinic Bill Kennedy & Glenwood		2			2
CVS AZ5477POCT SURPRISE		2			2
BIOHEALTH MEDICAL LAB INC			2	100%	2
VIRGINIA DEPT OF HEALTH OFFICE OF EPIDEMIOLOGY			2	100%	2
Jackson Health Care Facility			2	100%	2
BRENTWOOD AT FORE RANCH			2	100%	2
ACCESS LABORATORIES LLC			2	100%	2
IAN C BOYKIN MD		2			2
MIDDLEBURG PEDIATRICS			2	100%	2
STARMED FAMILY & URGENT CARE			2	100%	2
CVS IN6559POCT AVON		2			2
CVS AZ10150POCT PHOENIX		2			2
AMEDISYS HOME HEALTH OF GREENVILLE			2	100%	2
OAKBRIDGE TERRACE AT SAE			2	100%	2
SPRINGFIELD HOSPITAL LABORATORY			2	100%	2
SAFE PMC		2			2
CVS GA2279POCT SUWANEE		2			2
COMMUNITY HEALTH CENTERS OF PINELLAS, INC			2	100%	2
RIVERSIDE METHODIST HOSPITAL LAB			2	100%	2
SANIBEL MEDICAL CLINIC			2	100%	2
Cedar Valley Nursing & Rehab Center		2			2
Kroger 096 - The Little Clinic Orchard and Holly		2			2
NYU LANGONE HUNTINGTON MEDICAL GROUP		2			2
UTMB PATHOLOGY CLINICAL SERVICES LABORATORY			2	100%	2
HOCHBERG LOWER SCHOOL		2			2
HAWAII DEPARTMENT OF HEALTH			2	100%	2
NOVA SOUTHEASTERN UNIVERSITY - STUDENT MEDICAL CTR			2	100%	2
WISE HEALTH SYSTEM		1	1	50%	2
COASTAL MEDICAL LAB			2	100%	2
PHOEBE BERKS HEALTH CARE CENTER		2			2
WALGREENS #05477		2			2
PRECISION CLINICAL RESEARCH			2	100%	2
CVS TX7288POCT DALLAS		2			2
OAKMONT WEST- GREENVILLE SC		2			2
MAINE CENTER FOR DISEASE CONTROL AND PREVENTION			2	100%	2
CLEAR LAKE REGIONAL MEDICAL CENTER			2	100%	2
CVS OH4301POCT NORTHFIELD		2			2

COVID-19: testing by laboratory

Data through Mar 12, 2021 verified as of Mar 13, 2021 at 09:25 AM

Data in this report are provisional and subject to change.

The numbers in the table below represent the number of Florida and non-Florida residents for whom test results were received by the Department of Health. A person can be tested by more than one laboratory and can have both positive and negative results. **Therefore, the sum of the numbers in each column will be larger than the total number of people tested.**

Reporting lab	Inconclusive	Negative	Positive	Percent positive	Total
Willowbrooke Court at Country House		2			2
Church Creek SNF			2	100%	2
Kroger 400 - The Little Clinic Hartley Bridge Rd		1	1	50%	2
AdventHealth Care Center Orlando North			2	100%	2
ST LUKES HOSPITAL			2	100%	2
TGH Brandon Healthplex Laboratory			2	100%	2
ATLANTIC DIAGNOSTICS			2	100%	2
Bedford Care Center of Hattiesburg		2			2
CROSSROADS URGENT CARE DBA URGENT TEA		2			2
HELIX URGENT CARE			2	100%	2
Hartwell Health and Rehabilitation		2			2
APPLING NURSING & REHABILITATION PAVIL		2			2
BAYCARE LABORATORIES			2	100%	2
HAMILTON CHD		2			2
WASHINGTON STATE DEPARTMENT OF HEALTH PUBLIC HEALTH LABORATORIES			2	100%	2
Buena Vista Care Center		2			2
University Center East			2	100%	2
BIRMINGHAM INTERNAL MEDICINE ASSOCIATE		1	1	50%	2
Sevierville Health and Rehabilitation		2			2
SELECT MEDICAL CLINIC			2	100%	2
GULF COAST MEDICAL CENTER RESPIRATORY CARE			2	100%	2
CVS CT288POCT BRISTOL		2			2
DURAND SENIOR CARE & REHAB CENTER		2			2
Parkridge Specialty Care		2			2
FLORIDA PRIMARY CARE CENTER PA		2			2
NEMOURS CHILDREN'S PRIMARY CARE OF VERO BEACH			2	100%	2
CVS CA9606POCT TEMECULA		2			2
SOUTHERN SURGICAL ARTS		2			2
CVS TX7156POCT RICHARDSON		2			2
WELL HEALTH LABS			2	100%	2
Kroger 739 - The Little Clinic La Grange Road		2			2
KANSAS CITY VA MEDICAL CENTER			2	100%	2
PALM MEDICAL CENTER - PLANT CITY		2			2
NATIONWIDE LABORATORY SERVICES		1	1	50%	2
SUNBRIDGE CARE & REHAB FOR DECATUR		2			2
ADVOCATE SHERMAN HOSPITAL			2	100%	2
87TH MEDICAL GROUP - MCGUIRE AMBULATORY CARE FACILITY		2			2
HANOVER ENDOSCOPY CENTER		2			2
EXCUSED ABSENCE PLLC		2			2
Manor Care-Kingston Court of York PA, LLC		2			2
PALMS OF FT MYERS,THE			2	100%	2
MEDEXPRESS URGENT CARE - SPRINGDALE, S 40TH STREET		2			2
ELMHURST MEMORIAL HOSPITAL			2	100%	2
VALUE DRUGS BRONXVILLE INC		2			2
JACKSON LABORATORY OF GENOMIC MEDICINE		2			2
FL DEPT OF HEALTH MARION COUNTY MOBILE HEALTH UNIT			2	100%	2

COVID-19: testing by laboratory

Data through Mar 12, 2021 verified as of Mar 13, 2021 at 09:25 AM

Data in this report are provisional and subject to change.

The numbers in the table below represent the number of Florida and non-Florida residents for whom test results were received by the Department of Health. A person can be tested by more than one laboratory and can have both positive and negative results. **Therefore, the sum of the numbers in each column will be larger than the total number of people tested.**

Reporting lab	Inconclusive	Negative	Positive	Percent positive	Total
Manorcare Health Services West Reading North		2			2
UWMC MONTLAKE DEPT OF LAB MED			2	100%	2
HOME CARE PHARMACY OF PALM COAST INC		2			2
Kroger 328 - The Little Clinic Henderson Road		2			2
MAWD PATHOLOGY GROUP			2	100%	2
Robert Cranfield			2	100%	2
SOUTHCARE PHARMACY INC			2	100%	2
TMH REHABILITATION CENTER		2			2
BIONIC TECHNOLOGIES CORPORATION			2	100%	2
CVS SC2250POCT COLUMBIA		2			2
AFC/DOCTORS EXPRESS NORTH BERGEN		2			2
SOMA MEDICAL CENTER PA #3 GREENACRES			2	100%	2
MEDEXPRESS URGEN CARE - EAST BRUNSWICK		2			2
HAILE MEDICAL GROUP PA		2			2
CVS PHARMACY			2	100%	2
NIAGARA APOTHECARY INC		2			2
ST JOHN'S RIVERSIDE HOSPITAL		2			2
DASCENA LAB			2	100%	2
CVS PA4000POCT INDIANA		2			2
CARE NOW DENTON			2	100%	2
Good Samaritan Society Waukon		2			2
MINUTECLINIC, LLC, DBA MINUTECLINIC #4		2			2
RAINY LAKE MEDICAL CENTER			2	100%	2
RENFREW CENTERS INC		2			2
LEGACY LABORATORY SERVICES			2	100%	2
NATIONAL JEWISH HEALTH			2	100%	2
PruittHealth Lakehaven		2			2
DEKALB MEDICAL CENTER LABORATORY			2	100%	2
ONE MEDICAL GROUP		1	1	50%	2
UF KANAPAHA LAB BEAKER		2			2
SPRINGS MEDICAL LAB		1	1	50%	2
JMC TALLAHASSEE, LLC			2	100%	2
GULF COAST IMMEDIATE CARE CENTER		1	1	50%	2
DEPT OF HEALTH			2	100%	2
JORDAN VALLEY MEDICAL CENTER			2	100%	2
ST. MARY'S MEDICAL CENTER EVANSVILLE, INC			2	100%	2
NEW BRIDGE MEDICAL CENTER		2			2
VITAL CARE CLINIC, LLC			2	100%	2
LIFELINK OF FLORIDA		1	1	50%	2
CARE 365			2	100%	2
LAB CORP OF AMER SAN DIEGO			2	100%	2
CVS NC7057POCT SHELBY		2			2
CARENOW LENEXA			2	100%	2
LEHIGH MEDICAL AND RESEARCH CENTER, INC			2	100%	2
Kroger 686 - The Little Clinic Farragut		2			2
AFC PHYSICIANS OF FLORIDA, PA			2	100%	2

COVID-19: testing by laboratory

Data through Mar 12, 2021 verified as of Mar 13, 2021 at 09:25 AM

Data in this report are provisional and subject to change.

The numbers in the table below represent the number of Florida and non-Florida residents for whom test results were received by the Department of Health. A person can be tested by more than one laboratory and can have both positive and negative results. **Therefore, the sum of the numbers in each column will be larger than the total number of people tested.**

Reporting lab	Inconclusive	Negative	Positive	Percent positive	Total
ESCANDON DIAGNOSTIC CLINIC			2	100%	2
Great Lakes Health Center			2	100%	2
NEMOURS CHILDRENS PRIMARY CARE			2	100%	2
SOUTHSIDE FAMILY MEDICAL		2			2
PREMIER MEDICAL LABORATORY			2	100%	2
RHODE ISLAND DEPARTMENT OF HEALTH LABORATORIES			2	100%	2
MEDLOGIC, LLC		2			2
ARCPPOINT LABS OF ALTAMONTE SPRINGS			2	100%	2
PALM COAST DIALYSIS		2			2
MEMORIAL HERMANN HOSPITAL			2	100%	2
NORTHSIDE FAMILY MEDICINE AND URGENT CARE (HOLLY SPRINGS)		2			2
CHI MEMORIAL PRIMARY CARE ASSOCIATES-A		2			2
WEST COAST PEDIATRICS			2	100%	2
PARKRIDGE MEDICAL CENTER			2	100%	2
Camellia Gardens		2			2
University Plaza Rehabilitation and Nursing			2	100%	2
GEISINGER MEDICAL CENTER		2			2
ATVIVO LLC		2			2
Walgreens #10207		2			2
ACN PHYSICIANS GROUP CORP			2	100%	2
METROHEALTH SYSTEM			2	100%	2
GINKGO-IXLAYER		2			2
ST. JOSEPH REGIONAL MEDICAL CENTER			2	100%	2
Kroger 596 - The Little Clinic Brentwood		2			2
CROSSTOWN PHARMACY		2			2
LABCORP OF AMERICA HOLDINGS		1	1	50%	2
LIFESPRING COMMUNITY HEALTH		2			2
MEDEXPRESS URGENT CARE - ROSS TOWNSHIP		2			2
Workmens Circle Multicare Center		2			2
OSF SAINT FRANCIS MEDICAL CENTER			2	100%	2
DRR JMC URGENT CARE DONALD ROSS			2	100%	2
MEDEXPRESS URGENT CARE - SPRINGFIELD, COOLEY ST		2			2
U OF MIAMI MILLER SCHOOL OF MEDICINE			2	100%	2
Eagle Health and Rehabilitation		2			2
Kroger 549 - The Little Clinic Clinton Highway		2			2
MID-FLORIDA HEMATOLOGY AND ONCOLOGY CENTERS		2			2
Greystone Nursing and Rehab, LLC			2	100%	2
CVS AZ929OPOCT PHOENIX		2			2
DOCTORS CARE OF PALM COAST			2	100%	2
Birchaven		2			2
APC PEDIATRICS			2	100%	2
CVS MA920POCT CLINTON		2			2
CVS OH6185POCT PICKERINGTON		2			2
CONWAY MEDICAL CENTER			2	100%	2
BAY CORRECTIONAL AND REHABILITATION FACILITY			2	100%	2
THE HOSPITAL OF PROVIDENCE EMERGENCY ROOM			2	100%	2

COVID-19: testing by laboratory

Data through Mar 12, 2021 verified as of Mar 13, 2021 at 09:25 AM

Data in this report are provisional and subject to change.

The numbers in the table below represent the number of Florida and non-Florida residents for whom test results were received by the Department of Health. A person can be tested by more than one laboratory and can have both positive and negative results. **Therefore, the sum of the numbers in each column will be larger than the total number of people tested.**

Reporting lab	Inconclusive	Negative	Positive	Percent positive	Total
WALGREENS #06583		2			2
CATSKILL REGIONAL MEDICAL CENTER		2			2
SARASOTA IMMEDIATE CARE			2	100%	2
BAYCARE OUTREACH LAB WH SOUTH			2	100%	2
GASTROENTEROLOGY ASSOCIATES			2	100%	2
CDK LIBERTY ENTERPRISES, LLC		2			2
Life Care Center of Elyria		2			2
PRIMARY HEALTH CARE ASSOCIATES INC			2	100%	2
ASCENSION ST MICHAEL'S HOSPITAL LAB		1	1	50%	2
ILLINOIS DEPT OF PUBLIC HEALTH LABS			2	100%	2
ACCESS CARE MEDICAL GROUP LLC		2			2
MASSACHUSETTS DEPARTMENT OF HEALTH			2	100%	2
Essex Center for Rehabilitation and Healthcare		2			2
UHEALTH CARDIOLOGY			2	100%	2
MINUTE CLINIC DIAGNOSTIC OF KANSAS PA		2			2
BMC/JACSONVILLE		1	1	50%	2
POINT OF CARE PRIVATE HEALTH MANAGEMENT			2	100%	2
MEDEXPRESS URGENT CARE - WEXFORD		2			2
Kroger 412 - The Little Clinic Oxford		2			2
CARESPOT URGENT CARE		1	1	50%	2
GALEN BAYLOR EXTENSION		2			2
MINUTECLINIC DIAGNOSTIC OF NEVADA-9586		1	1	50%	2
MEDICAL ASSOCIATES OF BREVARD DR S VYAS			2	100%	2
NORTH MANATEE HEALTH CARE CENTER			2	100%	2
INTERMOUNTAIN MEDICAL CENTER			2	100%	2
SHERIDAN AT HOBE SOUND, THE			2	100%	2
CENTRAL ARKANSAS VETERANS HEALTHCARE SYSTEM - VETERANS AFFAIRS			2	100%	2
RIVERVIEW MEDICAL CLINIC		2			2
WILSON MEMORIAL HOSPITAL			2	100%	2
MEDICAL CENTER LABORATORY			2	100%	2
THE FOUNTAIN AT BOCA CIEGA BAY		2			2
BD MEDICAL SYSTEMS			2	100%	2
LAKE SUCCESS EXTENDED CARE		2			2
QUEENS UNIVERSITY OF CHARLOTTE		2			2
TEXAS REGIONAL ASTHMA & ALLERGY CENTER			2	100%	2
SOUTH DAKOTA DEPARTMENT OF HEALTH		2			2
EXCEL URGENT CARE OF PARAMUS LLC		2			2
ATLAS GENOMICS			2	100%	2
First Care Living Center/Essentia Health			2	100%	2
MINUTECLINIC DIAGNOSTIC OF PA LLC		2			2
Kroger 101 - The Little Clinic Hill Top		2			2
BLUEWATER TOXICOLOGY			2	100%	2
ONTARIO COUNTY PUBLIC HEALTH		2			2
ANDERSON COUNTY HOSPITAL			2	100%	2
THE WINDSOR ORTEGA		2			2
CVS SC7567POCT BOILING SPRINGS		1	1	50%	2

COVID-19: testing by laboratory

Data through Mar 12, 2021 verified as of Mar 13, 2021 at 09:25 AM

Data in this report are provisional and subject to change.

The numbers in the table below represent the number of Florida and non-Florida residents for whom test results were received by the Department of Health. A person can be tested by more than one laboratory and can have both positive and negative results. **Therefore, the sum of the numbers in each column will be larger than the total number of people tested.**

Reporting lab	Inconclusive	Negative	Positive	Percent positive	Total
TENNESSEE DEPARTMENT OF HEALTH (TDH) - REGIONAL LABORATORY			2	100%	2
BAYSHORE MEDICAL CENTER			2	100%	2
MEMORIAL HOSPITAL WEST			2	100%	2
GENOTOX LABORATORIES		1	1	50%	2
LINIL VISITING NURSES, INC		2			2
CLINICAL CARE INC			2	100%	2
ADVENTHEALTH MEDICAL GROUP PEDIATRICS AT APOPKA		2			2
MAJESTIC GUARDIANS			2	100%	2
SOUTHEAST GEORGIA HEALTH SYSTEM			2	100%	2
RICHICHI FAMILY HEALTH			2	100%	2
WURLAND NURSING AND REHABILITATION, L		2			2
DOWN HOME MEDICAL			2	100%	2
Iowa Veterans Home		2			2
AHC Forest cove		2			2
KAILOS GENETICS INC			2	100%	2
CSS- TWELVE OAKS			2	100%	2
IN & OUT URGENT CARE METAIRIE			2	100%	2
LEGACY ER & URGENT CARE - FRISCO WEST			2	100%	2
441 URGENT CARE-MULBERRY			2	100%	2
PARKLAND HEALTH & HOSPITAL			2	100%	2
BELLIN HOSPITAL			2	100%	2
MAIN STREET MEDICAL CENTERS		2			2
PALMETTO FAMILY HEALTH CENTER			2	100%	2
THE EDGEWATER AND WATERMAN VILLAGE			2	100%	2
107TH PLACE GROUP HOME		2			2
TWELVE OAKS RECOVERY CENTER			2	100%	2
CORNERSTONE MEDICAL CARE OF BRANDON		2			2
GENETIC ASSAYS INC			2	100%	2
BENEVA LAKES ASSISTED LIVING CENTER			2	100%	2
DOCTORS MEDICAL CTR OF WALTON COUNTY			2	100%	2
UNIVERSITY COMMUNITY HEALTH SERVICES		1	1	50%	2
GREEN POINT RX INC DBA ALTRU CHEMISTS		2			2
REGIONAL MEDICAL CENTER BAYONET POINT			2	100%	2
Holiday Retirement Home			2	100%	2
CVS TX3292POCT WYLIE		2			2
CONCENTRA - PLANT CITY		2			2
UNIVERSITY OF MARYLAND MEDICAL CENTER			2	100%	2
SHANDS JACKSONVILLE CLINICAL CENTER		1	1	50%	2
MEDEXPRESS URGENT CARE-MT PLEASANT		1	1	50%	2
CHEROKEE COUNTY HEALTH AND REHAB CENTER		2			2
MANATEE MEMORIAL HOSPITAL CLINICAL LABORATORY			2	100%	2
ADVENTHEALTH MEDICALGROUP PEDIATRICS AT ORLANDO		2			2
Piney Grove Nursing and Rehabilitation Center		2			2
NIBHA MEDIRATTA MD PL			2	100%	2
APALACHEE CENTER INC		2			2
JOHNSON CITY MEDICAL CENTER		1	1	50%	2

COVID-19: testing by laboratory

Data through Mar 12, 2021 verified as of Mar 13, 2021 at 09:25 AM

Data in this report are provisional and subject to change.

The numbers in the table below represent the number of Florida and non-Florida residents for whom test results were received by the Department of Health. A person can be tested by more than one laboratory and can have both positive and negative results. **Therefore, the sum of the numbers in each column will be larger than the total number of people tested.**

Reporting lab	Inconclusive	Negative	Positive	Percent positive	Total
Providence of Sparta Health and Rehabilitation		2			2
SOUTHEASTERN INSTITUTE OF RESTORATIVE MEDICINE		1	1	50%	2
DIVERSE MEDICAL CARE LLC			2	100%	2
UNIVERSITY HOSPITAL OF BROOKLYN		2			2
CVS AZ1720POCT QUEEN CREEK		2			2
MILFORD REGIONAL HOSPITAL			2	100%	2
NEW YORK CITY CENTRAL COVID			2	100%	2
FLORIDA MEDICAL CENTER OF CLEARWATER		2			2
MINUTECLINIC DIAGNOSTIC PA #7110		2			2
BEAUFORT MEMORIAL			2	100%	2
INTERNAL MEDICINE ASSOCIATES-DUNELLON			2	100%	2
NEW YORK PSYCHIATRIC INSTITUTE		2			2
MARCO ISLAND HOSPITAL INC D/B/A		1	1	50%	2
CITRUS PARK			2	100%	2
MEDEXPRESS URGENT CARE-BLOOMFIELD AVEN		2			2
MINUTECLINIC MINUTECLINIC #4978		1	1	50%	2
ACKERMAN CANCER CENTER		2			2
RCA LABORATORY SERVICES LLC			2	100%	2
STOP URGENT CARE			2	100%	2
THE CLUB AT BOYNTON BEACH, LLC			2	100%	2
Advanced Rehabilitation and Healthcare of Wichita Falls		2			2
CEDARS-SINAI MEDICAL CENTER			2	100%	2
BROOKSVILLE DIALYSIS			2	100%	2
ORMOND BEACH URGENT CARE			2	100%	2
UNITED MEMORIAL MEDICAL CENTER			2	100%	2
DNA DIAGNOSTICS CENTER		2			2
Walgreens #9278		2			2
BAYMEADOWS PRIMARY CARE		2			2
PROSPECT URGENT CARE			2	100%	2
UVA HEALTH SYSTEM MEDICAL LABORATORIES			2	100%	2
NORTH MCALLEN PEDIATRIC CENTER			2	100%	2
ADVENTHEALTH EAST ORLANDO EMPLOYEE CLINIC		2			2
AUSTIN REGIONAL CLINIC MICROBIOLOGY LAB			2	100%	2
PALM BEACH DIABETES & ENDOCRINE SPECIALISTS PA			2	100%	2
Kroger 647 - The Little Clinic Newnan Crossings		1	1	50%	2
ASPIRUS RIVERVIEW HOSPITAL & CLINICS INC		1	1	50%	2
MEDERI CARETENDERS		1	1	50%	2
FLORIDA MEDICAL CLINIC CARDIOLOGY-ZH			2	100%	2
MEDAILLE COLLEGE WELLNESS CENTER		2			2
ManorCare Rehab Center of Marietta		2			2
WARD MEMORIAL HOSPITAL		2			2
DALLAS BAPTIST UNIVERSITY - HEALTH SERVICES			2	100%	2
MID AMERICA CLINICAL LABS			2	100%	2
VANAYER HEALTHCARE AND REHAB CENTER		2			2
UMHC HOLLYWOOD LABORATORY			2	100%	2
KIDSVILLE PEDIATRICS IV PA		1	1	50%	2

COVID-19: testing by laboratory

Data through Mar 12, 2021 verified as of Mar 13, 2021 at 09:25 AM

Data in this report are provisional and subject to change.

The numbers in the table below represent the number of Florida and non-Florida residents for whom test results were received by the Department of Health. A person can be tested by more than one laboratory and can have both positive and negative results. **Therefore, the sum of the numbers in each column will be larger than the total number of people tested.**

Reporting lab	Inconclusive	Negative	Positive	Percent positive	Total
UNIVERSITY OF TEXAS AT EL PASO, THE			2	100%	2
Huntington Health Care and Rehabilitation Center		2			2
CVS MA1006POCT BROCKTON		2			2
ENVOY OF FORK UNION, LLC DBA ENVOY AT THE VILLAGE		2			2
MEDEXPRESS URGENT CARE - BRIDGEVILLE		2			2
MONICE DR.			2	100%	2
JBSA-SAM HOUSTON			2	100%	2
CVS PA371POCT PHILADELPHIA		2			2
POMONA VALLEY COMMUNITY HOSPITAL			2	100%	2
COOK HOSPITAL AND CARE CENTER		1	1	50%	2
SHORE MEDICAL CENTER		2			2
NEIGHBORCARE PHARMACY SERVICES		2			2
PHYSICIANS MEDICAL CENTER		2			2
OAKMONT EAST- GREENVILLE SC, LLC		2			2
WALGREENS #3811			2	100%	2
Kings County Hospital Center			2	100%	2
MEMORIAL HOSPITAL OF SOUTH BEND			2	100%	2
HEALTH AND WELLNESS URGENT CARE LLC			2	100%	2
NAVAL BRANCH MEDICAL CLINIC			2	100%	2
CLEARWATER PAIN MANAGEMENT ASSOCIATES			2	100%	2
MINUTECLINIC, DIAGNOSTIC OF TEXAS, LLC		2			2
ADVANCED MEDICAL CARE			2	100%	2
UPS			2	100%	2
LEXINGTON PLACE			2	100%	2
SUNNYSIDE MANOR		2			2
STARR CITY OF ROMA COMMUNITY CENTER			2	100%	2
ARLINGTON DIALYSIS CENTER LLC		2			2
MEMORIAL HOSPITAL OF CARBONDALE			2	100%	2
CVS TX7603POCT SAGINAW		2			2
MED-LAKE LABORATORY, LLC			2	100%	2
POMERENE HOSPITAL			2	100%	2
PTC LABORATORIES			2	100%	2
FLORIDA MEDICAL CLINIC, LLC			2	100%	2
WARE EXPRESS CARE			2	100%	2
DOCTORS OFFICE OF NEW JERSEY		2			2
MEDEXPRESS URGENT CARE - CEDAR KNOLLS		2			2
UW HOSPITAL AND CLINICS		1	1	50%	2
WEST FLORIDA MEDICAL ASSOCIATES, PA			2	100%	2
AUGUSTA HEALTH SKILLED CARE			2	100%	2
CVS OH4300POCT STRONGSVILLE		2			2
New Jersey Aim At Smg		2			2
DEER'S HEAD CENTER		2			2
CARELINE PHARMACY AND HEALTHCARE SERVICES		1	1	50%	2
COBLESKILL REGIONAL HOSPITAL		2			2
JACKSONVILLE VA OPC			2	100%	2
MEDRITE MEDICAL CARE PC		2			2

COVID-19: testing by laboratory

Data through Mar 12, 2021 verified as of Mar 13, 2021 at 09:25 AM

Data in this report are provisional and subject to change.

The numbers in the table below represent the number of Florida and non-Florida residents for whom test results were received by the Department of Health. A person can be tested by more than one laboratory and can have both positive and negative results. **Therefore, the sum of the numbers in each column will be larger than the total number of people tested.**

Reporting lab	Inconclusive	Negative	Positive	Percent positive	Total
VAULT HEALTH			2	100%	2
MCLAREN REGIONAL MEDICAL CENTER			2	100%	2
PEACEHEALTH CENTRAL		2			2
CVS SC2497POCT LEXINGTON		2			2
BRANDYWYNE HEALTH CARE CENTER			2	100%	2
ROBERTS WESLEYAN COLLEGE HEALTH CENTE		2			2
Kroger 550 - The Little Clinic Bellevue		2			2
PM PEDIATRICS OF SELDEN, PLLC		2			2
CVS M08581POCT BLUE SPRINGS		1	1	50%	2
Kroger 777 - The Little Clinic Shelbyville		1	1	50%	2
NATHAN LITTAUER HOSPITAL LAB		2			2
UT PATH			2	100%	2
DOCTOR'S IN-HOUSE LAB/COMMUNITY HEALTH CENTERS OF PINELLAS - JOHNNIE R			2	100%	2
HEALTH PARTNERS REGIONAL HOSPITAL			2	100%	2
HEARTLAND HOME HEALTH CARE		2			2
CONCENTRA - ORLANDO SOUTH II		2			2
UHEALTH CORAL SPRINGS			2	100%	2
CVS OH5457POCT POWELL		2			2
CITRUS DERMATOLOGY			2	100%	2
EDGEWATER RETIREMENT MANOR			2	100%	2
WALGREENS #15495		1	1	50%	2
MINUTE CLINIC DIAGNOSTIC OF VIRGINIA, LLC #6292		2			2
MINUTECLINIC DIAGNOSTIC OF TEXAS, LLC #7435		2			2
CHRISTUS SPOHN HOSPITAL			2	100%	2
CVS NV8784POCT LAS VEGAS		1	1	50%	2
TRINITY DIALYSIS			2	100%	2
JASPER MEMORIAL HOSPITAL		1	1	50%	2
MEMORIAL HEALTH SYSTEM		1	1	50%	2
MINUTECLINIC DIAGNOSTIC OF OHIO #6139		2			2
BROOKS -TLC HOSPITAL SYSTEM			2	100%	2
NEW GEN LABS			2	100%	2
PM PEDIATRICS OF BAYSIDE, PLLC - MANHASSET		2			2
FLORIDA COMMUNITY HEALTH CENTERS, INC.			2	100%	2
COOPER CLINIC			2	100%	2
BOSTON MEDICAL CENTER			2	100%	2
JRS LABORATORY			2	100%	2
NORTH DAKOTA VETERANS HOME		2			2
Hackensack Univ Medical Center At Pasc		1	1	50%	2
BAPTIST HOSPITAL OF MIAMI MCI BROWARD LABORATORY			2	100%	2
MEMORIAL HERMANN CONSOLIDATED LABORATORY SERVICES			2	100%	2
CVS IL1170POCT JOLIET		2			2
IM&P WELLNES CENTER			2	100%	2
DELRAY BEACH HEALTH DEPT LAB			2	100%	2
US LABS		2			2
Kroger 519 - The Little Clinic Georgesville Square		2			2
NORTHEAST FLORIDA HEALTH SERVICES, INC DBA FAMILY HEALTH SOURCE			2	100%	2

COVID-19: testing by laboratory

Data through Mar 12, 2021 verified as of Mar 13, 2021 at 09:25 AM

Data in this report are provisional and subject to change.

The numbers in the table below represent the number of Florida and non-Florida residents for whom test results were received by the Department of Health. A person can be tested by more than one laboratory and can have both positive and negative results. **Therefore, the sum of the numbers in each column will be larger than the total number of people tested.**

Reporting lab	Inconclusive	Negative	Positive	Percent positive	Total
ORLANDO HEALTH PHYSICIAN GROUP			2	100%	2
VENICE URGENT CARE - GULF COAST			2	100%	2
CARTER BLOOD CARE			2	100%	2
SINAI POST ACUTE NURSING AND REHAB CE		2			2
URGENT CARE AND SURGERY CENTER			2	100%	2
AYASS BIOSCIENCE LLC			2	100%	2
FLORIDA DEPARTMENT OF HEALTH PINELLAS COUNTY-			2	100%	2
ST. ELIZABETH HEALTHCARE			2	100%	2
ADVENTIST HINSDALE HOSPITAL LABORATORY			2	100%	2
NYUMC CLINICAL LABORATORIES			2	100%	2
FLORIDA MENTOR FAULKNER GROUP HOME			2	100%	2
REGIONS HOSPITAL LABORATORY			2	100%	2
Heartland Healthcare Center Boca Raton			2	100%	2
NORTH COUNTRY FAMILY HEALTH CENTER INC		2			2
CITRUS HEALTH NETWORK INC			2	100%	2
BAPTIST HEALTH LEXINGTON			2	100%	2
Colonial Manor Nursing and Rehabilitation Center		2			2
RIVER CITY MEDICAL ASSOCIATES, INC			2	100%	2
HEALTH FIRST MEDICAL GROUP			2	100%	2
SANFORD REGIONAL HOSPITAL WORTHINGTON		2			2
MEDEXPRESS URGENT CARE - ANDERSON		2			2
LABRADOR PRIMARY CARE CENTER			2	100%	2
MADISON HOSPITAL LABORATORY			2	100%	2
HAMILTON COUNTY HEALTH DEPARTMENT		2			2
HEALTH EXPRESS URGENT CARE			2	100%	2
MISSION HOSPITAL REGIONAL MEDICAL CENTER			2	100%	2
EASTSIDE SPORTS COMPLEX			2	100%	2
Kroger 853 - The Little Clinic East Broad Street		2			2
CIGNA GATEWAY			2	100%	2
MC DIAGNOSTIC OF CONNECTICUT, PC #252		1	1	50%	2
OCALA REGIONAL KIDNEY CENTER-WEST			2	100%	2
CVS MA447POCT NORTHAMPTON		2			2
PUBLIC HEALTH LABORATORY	1		1	50%	2
COLUMBIA COTTAGE		2			2
HEALTH & REHAB CTR AT DOLPHINS VIEW, THE			2	100%	2
ACCESS MEDICAL GROUP OF FLORIDA CITY			2	100%	2
Delaware Court Healthcare Center		2			2
EXPRESS CARE WALK-IN CLINIC			2	100%	2
CQUENTIA NGS, LLC			2	100%	2
WE CARE HOME HEALTH SOLUTIONS LLC			2	100%	2
MEDEXPRESS URGENT CARE-SALINA, S 9TH ST		2			2
Stillwater Healthcare		2			2
STAGES OF LIFE MEDICAL INSTITUTE			2	100%	2
SMITH NORTHVIEW HOSPITAL LAB			2	100%	2
FKC AMELIA ISLAND DIALYSIS			2	100%	2
COMPLETE HEALTH MEDICAL CENTER			2	100%	2

COVID-19: testing by laboratory

Data through Mar 12, 2021 verified as of Mar 13, 2021 at 09:25 AM

Data in this report are provisional and subject to change.

The numbers in the table below represent the number of Florida and non-Florida residents for whom test results were received by the Department of Health. A person can be tested by more than one laboratory and can have both positive and negative results. **Therefore, the sum of the numbers in each column will be larger than the total number of people tested.**

Reporting lab	Inconclusive	Negative	Positive	Percent positive	Total
HOLY TRINITY PHARMACY LLC		2			2
NORTH OKALOOSA PHYSICIAN GRP - WALK IN CLINIC			2	100%	2
MAYO CLINIC BEACHES PRIMARY CARE CTR		2			2
FLAGLER PROFESSIONAL HEALTH CAE SERVICES INC		2			2
PLASMA MED RESEARCH DBA		2			2
MANSFIELD MEDICAL LODGE			2	100%	2
BLOSSOMS ASSISTED LIVING 1 LLC			2	100%	2
ALVERNO CLINICAL LABORATORIES			2	100%	2
NORTHEAST FLORIDA INTERNAL MEDICINE PA		2			2
EASTLAKE MEDICAL CENTER		2			2
FLORIDA MEDICAL CLINIC RADIOLOGY DALE MABRY		2			2
COVANCE			2	100%	2
HERNANDO CHILDREN'S			2	100%	2
PRIMACARE MEDICAL LAKEWOOD			2	100%	2
CHIEFLAND MEDICAL CENTER LLC			2	100%	2
HOME ACCESS HEALTH			2	100%	2
AHC PARIS		2			2
OAKS OF CLEARWATER, THE		2			2
GOLISANO PEDIATRICS PORT CHARLOTTE HARBOR		2			2
MEDEXPRESS URGENT CARE - RUNNEMEDE		1	1	50%	2
DALLAS MEDICAL CENTER			2	100%	2
SPECIALTY LABORATORIES			2	100%	2
PM PEDIATRICS OF BAYSIDE, PLLC - RIVE		2			2
INSTANT MEDICAL CARE CENTER			1	100%	1
DOCTORS CHOICE HOME CARE INC			1	100%	1
CVS AZ7841POCT TUCSON		1			1
ROYAL OAK MEDICAL CENTER LLC DBA CHARACTER FAMILY			1	100%	1
MERCY HEALTH			1	100%	1
ORMOND MEDICAL ARTS FAMILY PRACTICE PL			1	100%	1
PEACE HEALTH FAMILY MEDICINE AT 87TH AVE		1			1
LAREDO EMERGENCY ROOM			1	100%	1
SAINT LEO UNIVERSITY INCORPORATED			1	100%	1
Terrace Glen Village		1			1
TMH CANCER CENTER LABORATORY			1	100%	1
OCEAN MEDICAL CENTER		1			1
DEPT OF VA MEDICAL CENTER - MIAMI			1	100%	1
MAIN STREET PHARMACY OF MARCELLUS, INC		1			1
ST LUKES SURGICAL AT THE VILLAGES INC			1	100%	1
EAST FL CORE LAB			1	100%	1
BLESSINGS MEDICAL CLINIC, THE			1	100%	1
PARK LANE NURSING HOME		1			1
Mayfair Village Nursing Care Center		1			1
WILLOW DALE WELLNESS VILLAGE APARTMENT		1			1
Holly Hill Healthcare Center			1	100%	1
ADAMS COUNTY HEALTH DEPARTMENT			1	100%	1
HAWKEYE CARE CENTER DUBUQUE		1			1

COVID-19: testing by laboratory

Data through Mar 12, 2021 verified as of Mar 13, 2021 at 09:25 AM

Data in this report are provisional and subject to change.

The numbers in the table below represent the number of Florida and non-Florida residents for whom test results were received by the Department of Health. A person can be tested by more than one laboratory and can have both positive and negative results. **Therefore, the sum of the numbers in each column will be larger than the total number of people tested.**

Reporting lab	Inconclusive	Negative	Positive	Percent positive	Total
Kroger 481 - The Little Clinic Houston Levee		1			1
SHRIVERS PHARMACY AND WELLNESS CENTER			1	100%	1
ST JOHNS PEDIATRICS PA		1			1
SOUTHWEST ORLANDO FAMILY MEDICINE, PL			1	100%	1
Monument Health Custer Care Center		1			1
HAMILTON CI MAIN UNIT ANNEX/ WORK CAMP			1	100%	1
SOUTHEASTERN HEALTH FACILITES, INC		1			1
Dugan Memorial Home		1			1
Fairhope		1			1
Valley View Health and Rehabilitation, LLC		1			1
CHATEAU TERREBONNE HEALTH CARE		1			1
NORTH RIVER FAMILY HEALTH CENTER			1	100%	1
LANTANA HC LAB			1	100%	1
OAKWOOD HOSPITAL - SOUTHSHORE			1	100%	1
RESOURCE PATH LLC			1	100%	1
HAPPY KIDZ PEDIATRICS PL			1	100%	1
NORTHSIDE HOSPITAL D/B/A ARTHRITIS		1			1
RIDGEFIELD PEDIATRIC ASSOCIATES		1			1
Kroger 126 - The Little Clinic Cottonwood		1			1
FORT LOUDOUN PRIMARY CARE		1			1
PINNACLE DIALYSIS		1			1
NHC DICKSON		1			1
MEMORIAL HOSPITAL - BELLEVILLE			1	100%	1
ABSOLUTE QUICK CARE			1	100%	1
NONA MEDICAL ARTS		1			1
NORTHWEST TEXAS HEALTHCARE SYSTEM,INC			1	100%	1
ORLANDO HEALTH PHYSICIAN GROUP INC			1	100%	1
Mountain View Manor			1	100%	1
BEAUMONT URGENT CARE		1			1
HIGHLAND PARK LAKEWOOD PRESTON HOLLOW			1	100%	1
MINUTECLINIC DIAGNOSTIC OF VIRGINIA, LLC #1980		1			1
SPRINGBROOK HOSPITAL			1	100%	1
CHRISTIANA HOSPITAL		1			1
WELL-KEY URGENT CARE SEVIERVILLE			1	100%	1
NORTHWEST FLORIDA SPECIALTY PHYSICIANS LLC		1			1
TRIHEALTH			1	100%	1
STEWART MEDICAL GROUP INC			1	100%	1
ANY LAB TEST FAST CORP			1	100%	1
FLORIDA FAMILY LABORATORY		1			1
MEMORIAL HERMANN KATY HOSPITAL			1	100%	1
C V S / PHARMACY #833		1			1
PUBLIX PHARMACY # 1236			1	100%	1
PARRISH MEDICAL GROUP			1	100%	1
OHIOHEALTH URGENT CARE			1	100%	1
PALOMAR MEDICAL CENTER			1	100%	1
Wexner Heritage House			1	100%	1

COVID-19: testing by laboratory

Data through Mar 12, 2021 verified as of Mar 13, 2021 at 09:25 AM

Data in this report are provisional and subject to change.

The numbers in the table below represent the number of Florida and non-Florida residents for whom test results were received by the Department of Health. A person can be tested by more than one laboratory and can have both positive and negative results. **Therefore, the sum of the numbers in each column will be larger than the total number of people tested.**

Reporting lab	Inconclusive	Negative	Positive	Percent positive	Total
HIBISCUS COURT			1	100%	1
CVS MA654POCT ACTON		1			1
NHC Sequatchie		1			1
SOUTHWOOD NURSING & RETIREMENT CENTER		1			1
JOSHUA E CHESIR MD		1			1
BORINQUEN HEALTH CENTER			1	100%	1
GARDENS AT MAPLEWOOD			1	100%	1
SOUTH TEXAS HEALTH SYSTEM ER - WARE ROAD			1	100%	1
LIFEGUARD AMBULANCE SERVICE LLC - BAY COUNTY			1	100%	1
CYPRESS VILLAGE REHAB CENTER		1			1
SOUTHWOOD HEALTHCARE CENTER		1			1
ADVENTHEALTH DURAND			1	100%	1
PELICAN STATE OUTPATIENT CENTER			1	100%	1
CVS IN6608POCT NEW PALESTINE			1	100%	1
TCPA CLINICAL LABORATORIES			1	100%	1
BRADENTON CONVENTION CENTER			1	100%	1
TENNOVA HEALTHCARE - CLEVELAND			1	100%	1
E-LAB OF FLORIDA			1	100%	1
MEDICAL CITY DENTON			1	100%	1
NEW MILFORD HOSPITAL			1	100%	1
CHAMBREL AT PINECASTLE			1	100%	1
MEDEX CLINIC LLC			1	100%	1
Southwest Louisiana Veterans Home			1	100%	1
CHI MEMORIAL HOSPITAL CHATTANOOGA			1	100%	1
STANDIFER PLACE		1			1
NYU LANGONE AMBULATORY CARE LAKE SUCCE		1			1
LOUIS STOKES CLEVELAND VA MEDICAL CENTER			1	100%	1
Allen Health and Rehabilitation		1			1
SOMA MEDICAL CENTER PA #2			1	100%	1
Medicalodges Neosho			1	100%	1
Fairview			1	100%	1
GIFFORD MEMORIAL HOSPITAL		1			1
UNIVERSITY OF BALTIMORE WASHINGTON MEDICAL CENTER			1	100%	1
CAMBRIDGE HEALTH ALLIANCE			1	100%	1
OCALA RKC EAST HEMO #1			1	100%	1
SAINT PETE MRI			1	100%	1
LADY OF THE SEA HOSPITAL LAB			1	100%	1
NEMOURS CHILDREN'S PRIMARY CARE			1	100%	1
Life Care Center of Paradise Valley		1			1
ROSLYN INTERNAL MEDICINE		1			1
SPORTS MEDICINE CLINIC - U OF WYOMING			1	100%	1
Piqua Manor		1			1
MEDEXPRESS URGENT CARE-BRENTWOOD		1			1
MEDICAL ASSOCIATES OF CARTER		1			1
Heritage of Red Cloud		1			1
LANGLADE			1	100%	1

COVID-19: testing by laboratory

Data through Mar 12, 2021 verified as of Mar 13, 2021 at 09:25 AM

Data in this report are provisional and subject to change.

The numbers in the table below represent the number of Florida and non-Florida residents for whom test results were received by the Department of Health. A person can be tested by more than one laboratory and can have both positive and negative results. **Therefore, the sum of the numbers in each column will be larger than the total number of people tested.**

Reporting lab	Inconclusive	Negative	Positive	Percent positive	Total
Smg At Bridgewater Family Medicine		1			1
CMC MERCY LABORATORY			1	100%	1
PEDIATRIC PARTNERS ZEPHYRHILLS			1	100%	1
CRESTHAVEN			1	100%	1
LAB TEST KENDALL LLC		1			1
DORAL KIDNEY CENTER			1	100%	1
Signature HealthCare of Bowling Green		1			1
PALMETTO CHARTER SCHOOL		1			1
Arlington Care Center			1	100%	1
LOUISIANA STATE LAB			1	100%	1
AVERA SACRED HEART HOSPITAL			1	100%	1
KETTERING MEDICAL CENTER			1	100%	1
ST ANTHONY COMMUNITY HOSPITAL LAB		1			1
ALLEGHENY GENERAL HOSPITAL			1	100%	1
ST FRANCIS MEDICAL CENTER			1	100%	1
VA Texas Valley Coastal Bend Harlingen HCC		1			1
Juniper Village at Bucks County		1			1
NEW RIVER HEALTH DISTRICT			1	100%	1
MEDCARE QUALITY MEDICAL CENTER LLC			1	100%	1
MULTICARE PHYSICIANS			1	100%	1
MEDEXPRESS URGENT CARE - BENTONVILLE		1			1
Orange City Nursing and Rehab Center			1	100%	1
ASSOCIATES IN INTERNAL MEDICINE PA			1	100%	1
ADVENTHEALTH SENIOR CARE AT ORMOND			1	100%	1
ABSOLUTE CAREGIVERS HOME HEALTH AGENCY INC			1	100%	1
BAPTIST HEALTH MEDICAL PLAZA			1	100%	1
USCG AIR STATION CLEARWATER CLINIC			1	100%	1
SUNSHINE FAMILY & WELLNESS CENTER			1	100%	1
CLEVELAND CLINIC FLORIDA WAIVED			1	100%	1
Wedgewood Manor		1			1
NEW YORK STATE DEPARTMENT OF HEALTH			1	100%	1
CELEBRATION FAMILY PHYSICIANS LLC			1	100%	1
GULF BREEZE TREATMENT CENTER, LLC			1	100%	1
MAINE HEALTH AND ENVIRONMENTAL TESTING LABORATORY			1	100%	1
PENNY PEDIATRICS		1			1
CAMP BOGGY CREEK		1			1
WALGREENS # 12338		1			1
BREVARD COUNTY JAIL			1	100%	1
Walgreens #9890		1			1
INDIGO PALMS			1	100%	1
ONSLOW COUNTY HEALTH DEPARTMENT			1	100%	1
Glenburn Home		1			1
GALVESTON COUNTY HEALTH DISTRICT			1	100%	1
VITAL CARE			1	100%	1
Orchid Cove at Naples			1	100%	1
MID FLORIDA DERMATOLOGY ASSOCIATES PA			1	100%	1

COVID-19: testing by laboratory

Data through Mar 12, 2021 verified as of Mar 13, 2021 at 09:25 AM

Data in this report are provisional and subject to change.

The numbers in the table below represent the number of Florida and non-Florida residents for whom test results were received by the Department of Health. A person can be tested by more than one laboratory and can have both positive and negative results. **Therefore, the sum of the numbers in each column will be larger than the total number of people tested.**

Reporting lab	Inconclusive	Negative	Positive	Percent positive	Total
MYCLINIC, INC			1	100%	1
TEXAS HEALTH HARRIS METHODIST HOSPITAL			1	100%	1
PROGRESSIVE URGENT CARE, PC			1	100%	1
CYPRESS CREEK DIALYSIS CTR			1	100%	1
SELECT SPECIALTY HOSPITAL - ORLANDO SOUTH			1	100%	1
REHABILITATION CENTER OF SOUTH GEORGIA		1			1
Freedom Pointe at The Villages			1	100%	1
VIVIAN SIMMONS FAMILY PRACTICE			1	100%	1
NORTH WEST FLORIDA DIAGNOSTIC ENOCRINOLOGY CLINIC			1	100%	1
KEY BISCAYNE PEDIATRIC ASSOCIATES INC			1	100%	1
Southern Pines Healthcare Center		1			1
SYNAPSE ANALYTICAL LABS		1			1
EXACCARE KINGSTON, LLC			1	100%	1
MINUTECLINIC DIAGNOSTIC OF KANSAS, PC		1			1
BRIDGEWAY CENTER INC			1	100%	1
ATHENS MEDICAL CENTER			1	100%	1
CVS OH6164POCT DELAWARE		1			1
ALL PRO ORTHOPEDICS & SPORTS MEDICINE, PA			1	100%	1
LIFESTREAM BEHAVIORAL CENTER INC			1	100%	1
St. Catherine's manor of Findlay		1			1
SKY LAKES MEDICAL CENTER		1			1
HOUSTON MEDICAL CENTER			1	100%	1
MEDICAL EXAMINERS OFFICE, LEESBURG			1	100%	1
SHAW MEDICAL GROUP LLC			1	100%	1
Kroger 588 - The Little Clinic Thompsons Station		1			1
Brio of Johnston		1			1
DEVLAB, LLC			1	100%	1
DEVITA		1			1
WILMINGTON NURSING AND REHAB			1	100%	1
CHATSWORTH ASSISTED LIVING COMMUNITY AT PGA NATIONAL			1	100%	1
HSRE-ASL CASSELBERRY TRS, LLC			1	100%	1
SHANNON MEDICAL CENTER			1	100%	1
Shelbyville Manor		1			1
KAISER PERMANENTE REGIONAL REFERENCE LABORATORY		1			1
KENDALL PEDIATRICS PARTNERS LLC			1	100%	1
CENTRAL FL INTERNAL MEDICINE ASSOCIATES LLC		1			1
AHC Dyersburg		1			1
HIGHLANDS CLINICAL LABORATORY			1	100%	1
SUN CITY DIAGNOSTIC CENTER			1	100%	1
Waycross VA CBOC		1			1
ADVENTHEALTH MEDICAL GROUP ADULT AND SENIOR HEALTH			1	100%	1
Ashland Place Health and Rehabilitation, LLC		1			1
WELLINGTON WEST 100176			1	100%	1
Kroger - KRO03400316			1	100%	1
MEMORIAL HOSPITAL AT GULFPORT			1	100%	1
Consulate Health Care of Tallahassee			1	100%	1

COVID-19: testing by laboratory

Data through Mar 12, 2021 verified as of Mar 13, 2021 at 09:25 AM

Data in this report are provisional and subject to change.

The numbers in the table below represent the number of Florida and non-Florida residents for whom test results were received by the Department of Health. A person can be tested by more than one laboratory and can have both positive and negative results. **Therefore, the sum of the numbers in each column will be larger than the total number of people tested.**

Reporting lab	Inconclusive	Negative	Positive	Percent positive	Total
AVON PARK CLUSTER		1			1
PHYSICIANS URGENT CARE			1	100%	1
YUMA REGIONAL MEDICAL CENTER			1	100%	1
WALGREENS NO 10512			1	100%	1
ALABAMA REFERENCE LAB			1	100%	1
CARE ADVANTAGE			1	100%	1
HEALTH CLINIC,THE		1			1
CVS MA217POCT TEWKSBURY		1			1
TMH PHYSICIAN PARTNERS QUINCY			1	100%	1
DORNOCH PLACE DEL PRADO		1			1
PROVIDENCE PORTLAND MEDICAL CENTER		1			1
SOUTH DADE NURSING & REHABILITATION CENTER			1	100%	1
GOOD SAMARITAN HOSPITAL			1	100%	1
SILVERMAN			1	100%	1
APPLECARE URGENT CARE KINGSLAND			1	100%	1
WARREN GENERAL HOSPITAL			1	100%	1
ELATION HEALTH		1			1
ALL CARE URGENT CARE			1	100%	1
MEDEXPRESS URGENT CARE - MT EPHRAIM		1			1
Walgreens #10988		1			1
KIOSK MEDICINE KENTUCKY LLC		1			1
American Fork Care Center dba Heritage Care Center		1			1
MIRAMAR KIDNEY CENTER		1			1
JEFFREY A HIRSCHFIELD, MD PA			1	100%	1
NORTH BREVARD CHILDRENS MEDICAL CENTER			1	100%	1
LONESTAR 24HRER MANAGEMENT LLC DBA LONESTAR 24HRER			1	100%	1
PROGRESSIVE MEDICAL LAB LLC			1	100%	1
ADVENTHEALTH HOME CARE WATERMAN			1	100%	1
Parkside Manor		1			1
MEA PRIMARY CARE PLUS BYRAM			1	100%	1
Mountain City Care and Rehabilitation Center		1			1
PROVIDENCE HOSPITAL			1	100%	1
Riverside Nursing & Rehabilitation Center		1			1
CHILDRENS HEALTHCARE CTE OF NORTHERN		1			1
NULEASE MEDICAL SOLUTIONS			1	100%	1
BIOLOGICAL AND CHEMICAL EMERGENCIES LABORATORY			1	100%	1
PENROSE HOSPITAL			1	100%	1
NEMOURS CHILDRENS URGENT CARE			1	100%	1
SUNY AT STONY BROOK			1	100%	1
ROSE MEDICAL CENTER LAB			1	100%	1
Oak Hill Health & Rehabilitation Center			1	100%	1
MEMPHIS URGENT CARE #2, LLC			1	100%	1
DORA HOME CARE			1	100%	1
J F K PEDIATRICS			1	100%	1
ADVANCE GASTROENTEROLOGY			1	100%	1
CLINICAL MICROBIOLOGY LAB FAIRVIEW UNIVERSITY HOSPITAL			1	100%	1

COVID-19: testing by laboratory

Data through Mar 12, 2021 verified as of Mar 13, 2021 at 09:25 AM

Data in this report are provisional and subject to change.

The numbers in the table below represent the number of Florida and non-Florida residents for whom test results were received by the Department of Health. A person can be tested by more than one laboratory and can have both positive and negative results. **Therefore, the sum of the numbers in each column will be larger than the total number of people tested.**

Reporting lab	Inconclusive	Negative	Positive	Percent positive	Total
TALLAHASSEE DIALYSIS		1			1
PUBLIC HEALTH LABORATORIES			1	100%	1
MARYWOOD HEIGHTS		1			1
THE DOCTORS OFFICE OF BRICK, LLC		1			1
CARENOW URGENT CARE-HENDERSONVILLE		1			1
EAST END PEDIATRICS		1			1
CLINTON DRUG STORE		1			1
CLINICAL LABORATORY DEPARTMENT			1	100%	1
ANDREWS			1	100%	1
Kroger 539 - The Little Clinic Memorial Blvd.		1			1
EMERALD HEALTH CARE		1			1
RENE F CEDENO DMD PA		1			1
PARKWAY REGIONAL MEDICAL CENTER LAB			1	100%	1
MID-SOUTH URGENT CARE, PLLC			1	100%	1
Kroger 527 - The Little Clinic Hwy 70 S.		1			1
LAB. CORP. OF AMERICA			1	100%	1
Accordius Health at Gastonia			1	100%	1
HOLYOKE MEDICAL CENTER			1	100%	1
WOMENS CARE FLORIDA LLC			1	100%	1
CFHC - FROSTPROOF			1	100%	1
TILLAMOOK COUNTY GENERAL HOSPITAL LAB		1			1
NEWCARE PRIMARY MEDICINE			1	100%	1
COASTAL MANOR		1			1
Good Samaritan Society-Atkinson		1			1
Masonic Medical Research Institute			1	100%	1
Villa Maria			1	100%	1
CLIFTON-FINE HOSPITAL LABORATORY		1			1
HEARTLAND PHARMACY SEBRING			1	100%	1
Bolingreen Health and Rehabilitation		1			1
ASANTE THREE RIVERS MEDICAL CENTER LAB		1			1
Walgreens #9121		1			1
BAYFRONT CARDIOVASCULAR ASSOCIATES			1	100%	1
CVS OH2381POCT LEWIS CENTER		1			1
Walgreens #5421		1			1
MIAMI CHILDRENS HOSPITAL MIDTOWN OUTPATIENT CENTER			1	100%	1
CLARKSVILLE MANOR INC		1			1
THYROID SPECIALTY LABORATORY			1	100%	1
TRIPLE O RESEARCH INSTITUTE PA			1	100%	1
WELLPATH			1	100%	1
PREVENTIVE CARDIOLOGY AND INTERNAL MEDICINE ASSOCI			1	100%	1
PALMA CEIA MED GROUP-SWANN		1			1
METHODISM MIDLOTHIAN MEDICAL CENTER			1	100%	1
NEW ULM MEDICAL CENTER			1	100%	1
PASCO COUNTY HEALTH DEPARTMENT			1	100%	1
OMNI HEALTHCARE INC			1	100%	1
KELLY			1	100%	1

COVID-19: testing by laboratory

Data through Mar 12, 2021 verified as of Mar 13, 2021 at 09:25 AM

Data in this report are provisional and subject to change.

The numbers in the table below represent the number of Florida and non-Florida residents for whom test results were received by the Department of Health. A person can be tested by more than one laboratory and can have both positive and negative results. **Therefore, the sum of the numbers in each column will be larger than the total number of people tested.**

Reporting lab	Inconclusive	Negative	Positive	Percent positive	Total
ORLANDO DIALYSIS		1			1
ALTA BATES SUMMIT MEDICAL CENTER CLINICAL LAB			1	100%	1
GARDENS PEDIATRICS			1	100%	1
MEDEXPRESS URGENT CARE - LAWTON		1			1
YOUR KIDS URGENT CARE			1	100%	1
HEALTH GUAGE			1	100%	1
MEDEXPRESS URGENT CARE - EWING		1			1
KEY WEST BRANCH MEDICAL CLINIC			1	100%	1
HEARTLAND OF ZEPHYRHILLS FL, LLC			1	100%	1
Raleigh Center (WV)			1	100%	1
SILVER SPRINGS SHORES DIALYSIS			1	100%	1
US LABORATORIES			1	100%	1
BRISTOL REGINAL MEDICAL CENTER			1	100%	1
DESTIN SURGERY CENTER LTD		1			1
Williamstown Commons			1	100%	1
MRMC LAB MICRO			1	100%	1
FAITH FAMILY PRACTICE			1	100%	1
John L. McClellan Memorial Veterans Hospital		1			1
AMBRY GENETICS CORP	1				1
CVS MA1022POCT CAMBRIDGE		1			1
LABORATORY COPRORATION OF AMERICA			1	100%	1
LAKE VIEW COURT		1			1
OMNICARE PHARMACY OF TEXAS 1, LP		1			1
FLORIDA HOSPITAL TRANSPLANT CENTER		1			1
BROOKDALE WEST PALM BEACH			1	100%	1
LIBERTY COMMONS NURSING AND REHABILITA		1			1
FAMILY MEDICAL CENTERS			1	100%	1
TMH PHYSICIAN PARTNERS WAKULLA			1	100%	1
St. Luke's Care Center		1			1
NORTH CAROLINA STATE LABORATORY OF PUBLIC HEALTH, SPECTRUM LAB NETWORK			1	100%	1
MCR HEALTH MEDICAL EXPRESS			1	100%	1
CONNECTICUT PEDIATRICS @ CHC		1			1
GSM OCED Subsection			1	100%	1
HATLEY HEALTH CARE, INC		1			1
CVS OH4359POCT HUDSON		1			1
SOPHIA MEDICAL ASSOCIATES, PC			1	100%	1
Kroger - KRO01100688			1	100%	1
BAPTIST HOSPITAL EAST			1	100%	1
SARASOTA MEMORIAL HOSPITAL		1			1
PEDIATRIC ASSOCIATES - JACKSONVILLE			1	100%	1
INNOVATIVE HEALTH DIAGNOSTIC OF CALIFORNIA			1	100%	1
MYLAN-SOUTH POINT PA		1			1
MEDEXPRESS URGENT CARE - LINCOLN		1			1
PRIME CARE FAMILY MEDICINE			1	100%	1
DAVENPORT PEDIATRICS CLERMONT			1	100%	1
HEALTH NETWORK			1	100%	1

COVID-19: testing by laboratory

Data through Mar 12, 2021 verified as of Mar 13, 2021 at 09:25 AM

Data in this report are provisional and subject to change.

The numbers in the table below represent the number of Florida and non-Florida residents for whom test results were received by the Department of Health. A person can be tested by more than one laboratory and can have both positive and negative results. **Therefore, the sum of the numbers in each column will be larger than the total number of people tested.**

Reporting lab	Inconclusive	Negative	Positive	Percent positive	Total
Henry County Health and Rehabilitation		1			1
Oakview Manor Health and Rehab		1			1
Central Alabama Veterans HCS - East Campus		1			1
HANCOCK REGIONAL HOSPITAL		1			1
PSL JAX BEACH OPERATIONS LLC			1	100%	1
RIVERTON CBOC			1	100%	1
IDAHO HEALTH DEPARTMENT			1	100%	1
JERSEY IRISH MEDICAL		1			1
SPECTRUM LUDINGTON			1	100%	1
BROOKSVILLE REGIONAL HOSPITAL			1	100%	1
ADVANCE CARDIOVASCULAR IMAGING, INC			1	100%	1
SPRINGFIELD HOSPITAL			1	100%	1
ABRAKIDABRA KIDS CLINIC			1	100%	1
MEDHEALTH CLINICAL INC			1	100%	1
MEDEXPRESS URGENT CARE - LEOMINSTER		1			1
INTERIM HEALTHCARE OF PALM COAST			1	100%	1
Cerenity Senior Care-White Bear Lake		1			1
CORPORATION OF AMERICA		1			1
CARDIAC AND VASCULAR CONSULTANTS MD PA		1			1
HOLMES FAMILY PRACTICE PA			1	100%	1
HALIFAX FAMILY HEALTH CENTER			1	100%	1
FAMILY MEDICAL CENTER OF HOLLYWOOD PA			1	100%	1
EH FARGO HOSPITAL LABORATORY			1	100%	1
HUNTSVILLE HOSPITAL			1	100%	1
CVS TN6414POCT SMYRNA		1			1
VALLEY HOSPITAL MEDICAL CENTER		1			1
SEGAL INSTITUTE FOR CLINICAL RESEARCH INC			1	100%	1
Crowne Health Care of Eufaula		1			1
EAGLE COUNTY HEALTH AND HUMAN SERVICES			1	100%	1
EXPRESS CARE OF OCALA			1	100%	1
CVS KS8601POCT OVERLAND PARK			1	100%	1
ARLINGTON ADULT RESIDENTIAL FACILITY, INC			1	100%	1
Walgreens #3049		1			1
SARHA DOCTORS CENTER			1	100%	1
SCHUYLER HOSPITAL		1			1
Eugene J. Towbin Healthcare Center		1			1
Accordius Health at Harrisonburg		1			1
BOCA RATON REGIONAL HOSPITAL		1			1
BROCK HUGHES MEDICAL CENTER			1	100%	1
DEVANSH LAB WERKS		1			1
Ideal Senior Living Center		1			1
MEDTOWN PHARMACY			1	100%	1
MEMORIAL HERMANN SOUTHWEST HOSPITAL			1	100%	1
BMC MAYPORT			1	100%	1
ST JOHN'S MEDICAL CENTER, TETON VILLAGE			1	100%	1
VERITAS GENETICS, INC.			1	100%	1

COVID-19: testing by laboratory

Data through Mar 12, 2021 verified as of Mar 13, 2021 at 09:25 AM

Data in this report are provisional and subject to change.

The numbers in the table below represent the number of Florida and non-Florida residents for whom test results were received by the Department of Health. A person can be tested by more than one laboratory and can have both positive and negative results. **Therefore, the sum of the numbers in each column will be larger than the total number of people tested.**

Reporting lab	Inconclusive	Negative	Positive	Percent positive	Total
INNOVATIVE CARE II LLC			1	100%	1
RELIANCE HOME HEALTH CARE INC		1			1
GATEWAY LABORATORIES		1			1
SOUTHERN FAMILY HEALTH			1	100%	1
TRUCARE LIVING CENTERS - SELMA			1	100%	1
BLUFFTON HEALTH CENTER			1	100%	1
CVS TX7675POCT RED OAK			1	100%	1
HEALTH FIRST MEDICAL GROUP LLC			1	100%	1
HIDALGO FAMILY CLINIC			1	100%	1
BRONSON METHODIST HOSPITAL			1	100%	1
REGIONAL MED CTR BAYONET POINT			1	100%	1
AMERICAN DRUG TESTING LAB LLC			1	100%	1
Brakeley Park Center		1			1
ATLANTIS VISION CENTER			1	100%	1
WELLCARE URGENT CARE			1	100%	1
MEDERI CARETENDERS VS OF SE FL LLC DBA			1	100%	1
FORT MYERS DIALYSIS		1			1
OXLEY PARK HEALTH & REHAB		1			1
BAYLOR SCOTT & WHITE ALL SAINTS MEDICAL CENTER FT			1	100%	1
WALGREENS #06025		1			1
HARTFORD HEALTH CARE & REHABILITATION			1	100%	1
OUCH URGENT CARE			1	100%	1
SAINT JOSEPHS HOSPITAL OF ATLANTA			1	100%	1
MEDEXPRESS URGENT CARE - DANVILLE		1			1
PUBLIX PHARMACY #0332		1			1
SISTERS MISSION			1	100%	1
San Antonio Residence and Rehabilitation Center		1			1
VICTORIA PAIN AND REHABILITATION CENTER			1	100%	1
FAU MEMORY & WELLNESS CENTER			1	100%	1
CAH ACQUISITION COMPANY 11 LLC			1	100%	1
COLLINS NURSING HOME		1			1
CONSOLIDATED			1	100%	1
FIRSTCARE MEDICAL CENTER			1	100%	1
GENESIS HOME HEALTH CARE SERVICES OF			1	100%	1
PINELLAS POINT NURSING AND REHAB CENTER			1	100%	1
Waycross Health and Rehabilitation		1			1
EXPRESS LAB LIVINGSTON			1	100%	1
CHATEAU MADELEINE - SENIOR LIVING & MEMORY CARE			1	100%	1
RYE BEACH PHARMACY INC		1			1
WALKIN MEDICAL URGENT CARE,NEW CITY			1	100%	1
MISSION REGIONAL MEDICAL CENTER			1	100%	1
BIODORON LABORATORIES			1	100%	1
PHYSICIAN ASSOCIATES, LLC			1	100%	1
Vista Park			1	100%	1
NOORANI MEDICAL CENTER LLC			1	100%	1
MEDAC AT PORTERS NECK			1	100%	1

COVID-19: testing by laboratory

Data through Mar 12, 2021 verified as of Mar 13, 2021 at 09:25 AM

Data in this report are provisional and subject to change.

The numbers in the table below represent the number of Florida and non-Florida residents for whom test results were received by the Department of Health. A person can be tested by more than one laboratory and can have both positive and negative results. **Therefore, the sum of the numbers in each column will be larger than the total number of people tested.**

Reporting lab	Inconclusive	Negative	Positive	Percent positive	Total
The Pines at Poughkeepsie Center for Nursing and Rehabilitation		1			1
BAYCARE OUTREACH LAB AT NEW TAMPA			1	100%	1
Harris Hill Nursing Facility		1			1
WEST VIRGINIA LABORATORIES			1	100%	1
ADVENTHEALTH MEDICAL GROUP SENIOR HEALTH AT			1	100%	1
MARTIN LUTHER KING RENAL INSTITUTE			1	100%	1
CARESOUTH HHA HOLDINGS OF THE TREASURE COAST LLC			1	100%	1
MEDEXPRESS URGENT CARE - BENTON		1			1
Kroger 006 - The Little Clinic Uintah Gardens		1			1
PARK AVENUE PEDIATRICS PC		1			1
Signature Healthcare of Georgetown		1			1
FAMILY MEDICAL CLINIC KENDALL LLC			1	100%	1
MCCALLIE SCHOOL-STUDENT HEALTH CENTER		1			1
BOULDER COMMUNITY HOSPITAL			1	100%	1
MEDCOR, INC			1	100%	1
JMJ FAMILY PRACTICE			1	100%	1
HILLSBORO MEDICAL CENTER MAIN LABORATO		1			1
WVU MEDICINE AT SUNCREST TOWNE CENTRE			1	100%	1
Pontotoc Health and Rehab		1			1
SUMMIT COUNTY PUBLIC HEALTH DEPARTMENT			1	100%	1
TRADITIONAL MEDICINE CENTER			1	100%	1
CVS IN6536POCT KOKOMO		1			1
REEVES COUNTY HOSPITAL DISTRICT			1	100%	1
ARTESIAN HOME		1			1
DIRECT PRIMARY CARE OF BURLESON			1	100%	1
UNIVERISTY HOSPITAL			1	100%	1
DIAGNOSTIC GROUP INTEGRATED HEALTHCARE			1	100%	1
DEVLIN MANOR NURSING AND REHABILITATION		1			1
WEST FLORIDA MEDICAL CENTER CLINIC			1	100%	1
NEVADA RURAL HOUSING AUTHORITY			1	100%	1
MARYLAND DEPARTMENT OF HEALTH AND MENTAL HYGIENE			1	100%	1
CENTRAL FLORIDA ADULT MEDICINE		1			1
TLC MEDICAL			1	100%	1
ALLIED PEDIATRICS & FAMILY MEDICINE			1	100%	1
Autumn Care of Suffolk		1			1
IVY CREEK HEALTHCARE & WELLNESS CENTRE			1	100%	1
HELIX BIOMEDICS LLC			1	100%	1
Rockcastle Health and Rehab		1			1
HABANA HEALTH CARE CENTER			1	100%	1
WEILL CORNELL MEDICAL ASSOCIATES - EAST SIDE		1			1
VELOCITY URGENT CARE - LITTLE CREEK			1	100%	1
FLORIDA DIGESTIVE AND LIVER SPECIALISTS			1	100%	1
ATMORE COMMUNITY HOSPITAL			1	100%	1
WAYNE COUNTY PUBLIC HEALTH		1			1
HEALTHPLUS			1	100%	1
CONSULATE HEALTH CARE OF VERO BEACH			1	100%	1

COVID-19: testing by laboratory

Data through Mar 12, 2021 verified as of Mar 13, 2021 at 09:25 AM

Data in this report are provisional and subject to change.

The numbers in the table below represent the number of Florida and non-Florida residents for whom test results were received by the Department of Health. A person can be tested by more than one laboratory and can have both positive and negative results. **Therefore, the sum of the numbers in each column will be larger than the total number of people tested.**

Reporting lab	Inconclusive	Negative	Positive	Percent positive	Total
Troy Center for Rehabilitation & Nursing		1			1
PAUL C SCHWARTZ & MELVIN L WEIDMAN		1			1
MEDIPLUS CLINIC, INC			1	100%	1
JACKSONVILLE HEALTH & REHAB		1			1
MEDICAL ASSOCIATES OF THE SHOALS		1			1
GOOD PEDIATRICS			1	100%	1
Chestnut Ridge Nursing & Rehab		1			1
CVS AZ9277POCT TUCSON		1			1
AMERICAN LAB LLC		1			1
BL DIAGNOSTICS LLC			1	100%	1
SMITH			1	100%	1
CVS NV5942POCT LAS VEGAS		1			1
FLORIDA EPIDEMIOLOGY PROGRAM			1	100%	1
SANTA BARABARA ALF LLC (THE WINDSOR)			1	100%	1
MARTIN HEALTH PHYSICIAN GROUP			1	100%	1
MOUNT SINAI MEDICAL CENTER AVENTURA ER			1	100%	1
FLORIDA HOSPITAL LAB			1	100%	1
Fairhaven Retirement Community		1			1
CURELOGICS WOUND CARE & HYPERBARIC CENTER		1			1
Florida Baptist Retirement Center		1			1
CVS OH2540POCT HILLIARD		1			1
Cornerstone at the Ranch		1			1
Kroger 407 - The Little Clinic Lexington		1			1
MIAMI-DADE COUNTY HEALTH DEPT.		1			1
Remarkable Healthcare Dallas			1	100%	1
COASTAL PEDIATRICS LLC			1	100%	1
MINUTE CLINIC DIAGNOSTIC MED GRP OF CA		1			1
NEMOURS CHILDREN'S PRIMARY CARE			1	100%	1
TREASURE COAST MEDICAL CONCIERGE LLC			1	100%	1
ADVANCE HEALTH AND WELLNESS SOLUTIONS			1	100%	1
HIGH DESERT COURT GROUP HOME			1	100%	1
WALGREENS #5130			1	100%	1
FREDERICK AVENUE GROUP HOME		1			1
SMA BEHAVIORAL HEALTH SERVICES INC		1			1
PHOEBE PRIMARY CARE CAMILLA			1	100%	1
THE DOCTOR'S OFFICE OF WEST CALDWELL		1			1
MEDICAL LIFE-INC GUIDEWELL EMERGENCY MEDICINE			1	100%	1
Kroger 016 - The Little Clinic Centennial		1			1
FIVE STAR PREMIER RESIDENCES OF POMPANO BEACH			1	100%	1
GENESIS HEALTH SYSTEM			1	100%	1
WORKFORCE HEALTH DEPARTMENT			1	100%	1
LOGAN COUNTY HOSPITAL			1	100%	1
FRESENIUS KIDNEY CARE FORT WALTON BEACH			1	100%	1
GAMMA HEALTHCARE, INC		1			1
NABI		1			1
AESTHETIC PHYSICIANS PC			1	100%	1

COVID-19: testing by laboratory

Data through Mar 12, 2021 verified as of Mar 13, 2021 at 09:25 AM

Data in this report are provisional and subject to change.

The numbers in the table below represent the number of Florida and non-Florida residents for whom test results were received by the Department of Health. A person can be tested by more than one laboratory and can have both positive and negative results. **Therefore, the sum of the numbers in each column will be larger than the total number of people tested.**

Reporting lab	Inconclusive	Negative	Positive	Percent positive	Total
PENN NURSING CENTER		1			1
NOVANT HEALTH PRINCE WILLIAM WELLNESS CENTER			1	100%	1
LANGLEY DIALYSIS			1	100%	1
BAPTIST HEALTH PRIMARY CARE AT CUTLER BAY			1	100%	1
CARSON NURSING AND REHABILITATION CENTER		1			1
MID-FLORIDA PATHOLOGY LLC		1			1
THE MEDICAL CENTER			1	100%	1
ADVENTHEALTH CENTRA CARE POINCIANA			1	100%	1
EMORY CRAWFORD LONG HOSPITAL			1	100%	1
Schoenbrunn Healthcare		1			1
DOCTORS HOSPITAL OF LAREDO			1	100%	1
UNIVERSITY OF MARYLAND PATHOLOGY ASSOCIATES			1	100%	1
PANCARE HEALTH - BRUCE			1	100%	1
GULF COUNTY HEALTH DEPARTMENT			1	100%	1
Jersey City Medical Center		1			1
POUDRE VALLEY HOSPITAL			1	100%	1
HIGHLAND LABORATORY			1	100%	1
WESTOX LABS		1			1
EVENTIDE LUTHERAN HOME		1			1
ST.ELIZABETH HEALTH CENTER	1				1
QUALITY LAB			1	100%	1
Northern Nevada State Veterans Home		1			1
ADVANCED MEDICAL LABORATORIES (AML)			1	100%	1
CVS MA299POCT WORCESTER		1			1
ST. MICHAEL'S ELITE HOSPITAL			1	100%	1
Washington County Nursing HOme			1	100%	1
CULVER CITY URGENT CARE			1	100%	1
CVS CA9497POCT IRVINE		1			1
PALM BEACH COUNTY SHERIFF OFFICE			1	100%	1
UNIVERSITY PLACE NURSING CENTER		1			1
ST JOSEPHS CHILDRENS HOSPITAL PEDI TRANSPORT			1	100%	1
NORTHEAST GEORGIA HEALTH SYSTEM			1	100%	1
CIRRUS DX			1	100%	1
MEDEXPRESS URGENT CARE - PINE BLUFF S		1			1
Caldwell Care		1			1
CLINICAL CARE, INC			1	100%	1
CEPERO PEDIATRICS PA			1	100%	1
GWINNETT MEDICAL CENTER			1	100%	1
THE HOSPITALS OF PROVIDENCE EMERGENCY ROOM			1	100%	1
ERIE COUNTY EMERGENCY SERVICES DIV OF		1			1
ADDINGTON PLACE EAST LAKE		1			1
SEATTLE-KING COUNTY			1	100%	1
CHC			1	100%	1
WHEATON FRANCISCAN LABORATORY			1	100%	1
ARIZONA STATE LABORATORY			1	100%	1
SANCHEZ CAZAU MEDICAL GROUP			1	100%	1

COVID-19: testing by laboratory

Data through Mar 12, 2021 verified as of Mar 13, 2021 at 09:25 AM

Data in this report are provisional and subject to change.

The numbers in the table below represent the number of Florida and non-Florida residents for whom test results were received by the Department of Health. A person can be tested by more than one laboratory and can have both positive and negative results. **Therefore, the sum of the numbers in each column will be larger than the total number of people tested.**

Reporting lab	Inconclusive	Negative	Positive	Percent positive	Total
SAINT FRANCIS HOSPITAL			1	100%	1
BREVARD FAMILY WALK IN CLINIC			1	100%	1
MERCY MEDICAL CENTER INC			1	100%	1
WALMART PHARMACY 10-4554		1			1
MBMG OF WINTER HAVEN			1	100%	1
URGENT DOC -NACOGODOCHES CLINIC			1	100%	1
MEDEXPRESS URGENT CARE - WICHITA, N MAIZE RD		1			1
MEMORIAL HOSPITAL LOS BANOS			1	100%	1
Grays Harbor Health and Rehabilitation		1			1
CVS MI8091POCT FRASER		1			1
FLORIDA HEART AND VASCULAR MULTISPECIALTY GROUP PA			1	100%	1
SAINT ALPHONSUS REGIONAL MEDICAL CENTER			1	100%	1
PROGRESSIVE MEDICAL RESEARCH			1	100%	1
MAHONEY PEDIATRICS PA			1	100%	1
CVS NE8616POCT LINCOLN		1			1
GENESIS MICROBIOLOGY LAB		1			1
ADVENTHEALTH MEDICAL GROUP UROLOGY AT EAST ORLANDO		1			1
TITUSVILLE TOWERS ASSISTED LIVING		1			1
EASTMAN HEALTHCARE & REHAB		1			1
Manor Care of Dallastown d/b/a ManorCare Health Services - Dallastown		1			1
TILE PHARMACY		1			1
HARDIN MEMORIAL HOSPITAL - HEARTLAND PATHOLOGY CONSULTANTS			1	100%	1
SAINT AGNES HOSPITAL			1	100%	1
JPS HEALTH CENTER AT TRUE WORTH PLACE			1	100%	1
TEMPUS_LABS			1	100%	1
Bayou Vista Community Care Center			1	100%	1
CVS IL2297651CV JOLIET		1			1
SC-GA2018 THE RIDGE REHABILITATION & H		1			1
TEQUESTA FAMILY MEDICAL CENTER LLC			1	100%	1
CLEVELAND HEARTLAB			1	100%	1
MEDEXPRESS URGENT CARE - ROCKAWAY		1			1
GENEVA FAMILY HEALTH			1	100%	1
HUNTERS CREEK MEDICAL ASSOCIATES PA		1			1
Melbourne Terrace Rehabilitation Center			1	100%	1
TMH URGENT CARE CENTER			1	100%	1
GADSDEN FAMILY PRACTICE		1			1
MD NOW MEDICAL CENTERS, INC			1	100%	1
Avista Nursing and Rehab			1	100%	1
SIGNATURE CARE MIDLAND			1	100%	1
WAKE FOREST MEDICAL CENTER LABORATORY			1	100%	1
MEDEXPRESS URGENT CARE - BECKLEY		1			1
Nemours Children's Clinic-Orla			1	100%	1
VANAJA SUREDDI MD PA			1	100%	1
TIMPANOGOS REGIONAL HOSPITAL			1	100%	1
LIFE CARE CENTER OF HILTON HEAD		1			1
CVS OH4499POCT LYNDHURST		1			1

COVID-19: testing by laboratory

Data through Mar 12, 2021 verified as of Mar 13, 2021 at 09:25 AM

Data in this report are provisional and subject to change.

The numbers in the table below represent the number of Florida and non-Florida residents for whom test results were received by the Department of Health. A person can be tested by more than one laboratory and can have both positive and negative results. **Therefore, the sum of the numbers in each column will be larger than the total number of people tested.**

Reporting lab	Inconclusive	Negative	Positive	Percent positive	Total
Good Samaritan Society - Albion		1			1
THE INTERNAL MEDICAL GROUP		1			1
ADVANCED LABORATORY SERVICES			1	100%	1
FAMILY PRACTICE OF CENTRAL FLORIDA PA			1	100%	1
EVANS FAMILY CARE PA			1	100%	1
Crisp Regional Nursing and Rehab Center		1			1
DOYLESTOWN HOSPITAL			1	100%	1
Brown Memorial Home		1			1
SENCARE MANAGEMENT		1			1
CARING PROFESSIONAL HEALTH CARE LLC		1			1
YOUTH HEALTH CENTER OF HUNTINGTON		1			1
MEDEXPRESS URGENT CARE - TOPEKA, SW WANAMAKER RD		1			1
COMMUNITY CARE CENTER		1			1
Summit Medical Group Morristown Oncology		1			1
SLIDELL MEMORIAL HOSPITAL			1	100%	1
EILEEN TURBESSI MD PA		1			1
ICARE		1			1
BRIAN C GRINER MD LLC			1	100%	1
Kroger 682 - The Little Clinic Combs and Gantzel		1			1
NORTHSIDE HOSPITAL DULUTH			1	100%	1
FLORHAM PARK ENDOSCOPY CENTER		1			1
HEALTH FIRST HOME CARE		1			1
Kroger 541 - The Little Clinic Long Hollow Pike		1			1
WY RETIREMENT CENTER		1			1
Brattleboro Crossings LLC dba Pine Heights at Brattleboro		1			1
WINCHESTER HOSPITAL			1	100%	1
CVS CA9103POCT ESCONDIDO		1			1
MADISON AT OVIEDO			1	100%	1
Integrity Healthcare of Carbondale			1	100%	1
BAPTIST HEALTH SURGERY CENTER AT NORTHPOINT			1	100%	1
SC-GA2018 MCCORMICK REHAB & HEALTHCARE		1			1
Cooperstown Center for Nursing and Rehabilitation		1			1
AML DIAGNOSTICS- ADV TESTING IN METABOLIC MEDICINE			1	100%	1
ASHLEY PEDICATRICES DAY AND NIGHT CLINIC			1	100%	1
NANCY M WORTHINGTON MD PA			1	100%	1
MED TECH CLINICAL LABORATORY		1			1
HHCS PHARMACY INC			1	100%	1
Kroger 83 - The Little Clinic Rock Road		1			1
NAVARRO MEDICAL CENTERS LLC			1	100%	1
LUMICO LIFE INSURANCE COMPANY		1			1
LEHIGH REGIONAL WOUND CENTER			1	100%	1
CVS NV9586POCT RENO		1			1
WEST COAST CLINICAL LABS INC			1	100%	1
AUGUSTA HEALTH CLINICAL LABORATORY			1	100%	1
HOUSTON DEPARTMENT OF HEALTH AND HUMAN SERVICES			1	100%	1
VA Greater LA HCS-Santa Maria OPC			1	100%	1

COVID-19: testing by laboratory

Data through Mar 12, 2021 verified as of Mar 13, 2021 at 09:25 AM

Data in this report are provisional and subject to change.

The numbers in the table below represent the number of Florida and non-Florida residents for whom test results were received by the Department of Health. A person can be tested by more than one laboratory and can have both positive and negative results. **Therefore, the sum of the numbers in each column will be larger than the total number of people tested.**

Reporting lab	Inconclusive	Negative	Positive	Percent positive	Total
HENRICO DOCTOR'S LABORATORY			1	100%	1
MINUTE CLINIC DIAGNOSTICS OF IN, LLC #6252		1			1
PHYSICIANS IMMEDIATE CARE			1	100%	1
GOLDING-GRANADO MEDICAL ASSOCIATES		1			1
Walgreens #9620		1			1
MED FIRST IMMEDIATE CARE AND FAMILY PRACTICE			1	100%	1
CVS CT2210POCT RIVERSIDE		1			1
WALGREENS #10854		1			1
DR JAMES D FORBES FAMILY CARE CENTER			1	100%	1
RIDGE OPTUM FLORIDA			1	100%	1
MORGAN STANELY HEALTH CENTER		1			1
DOCTORS AFTER HOURS URGENT CARE CENTER			1	100%	1
CAREWELL 203			1	100%	1
DIVERSICARE OF BIG SPRINGS		1			1
Oregon Veterans Home The Dalles		1			1
CORONA CONCIERGE, LLC		1			1
ASSISTED LIVING AT TREZEVANT		1			1
MID FLORIDA COMMUNITY SERVICES			1	100%	1
bishop rehabilitation and nursing center		1			1
MEDICAL CENTER AFFILIATES PALM SPRINGS			1	100%	1
BAPTIST HEALTH PRIMARY CARE AT DORAL			1	100%	1
WEST PENSACOLA DIALYSIS CENTER			1	100%	1
UCH LAB			1	100%	1
WINTER HAVEN DIALYSIS		1			1
VELOCITY URGENT CARE - REDMILL			1	100%	1
ACCURATE HEALTH SERVICES CORP			1	100%	1
WALGREENS # 11165		1			1
NATIONAL INSTITUTES OF HEALTH CLINICAL CENTER			1	100%	1
HOSPICE OF MARION COUNTY INC			1	100%	1
YOUR HEALTH PEDIATRICS			1	100%	1
UW MEDICINE CHU LAB			1	100%	1
FAMILY AND INTERNAL MEDICINE ASSOCIATES		1			1
CVS MA2401POCT MARSHFIELD		1			1
UPSON REGIONAL MEDICAL CENTER			1	100%	1
MARQUETTE GENERAL HOSPITAL			1	100%	1
TMH PHYSICIAN PARTNERS			1	100%	1
CVS AZ7855POCT TUCSON		1			1
CHIPLEY DIALYSIS			1	100%	1
CVS AZ3749POCT GOODYEAR		1			1
NORTHEAST TEXAS DIALYSIS		1			1
CHRISTUS GOOD SHEPHERD MEDICAL CENTER			1	100%	1
VISTACARE PHARMACY I		1			1
MANCHESTER COMMONS		1			1
ST. LUKE'S HOSPITAL			1	100%	1
DECATUR MORGAN HOSPITAL - DECATUR GENE		1			1
LABORATORY SERVICES SGHS - CAMDEN		1			1

COVID-19: testing by laboratory

Data through Mar 12, 2021 verified as of Mar 13, 2021 at 09:25 AM

Data in this report are provisional and subject to change.

The numbers in the table below represent the number of Florida and non-Florida residents for whom test results were received by the Department of Health. A person can be tested by more than one laboratory and can have both positive and negative results. **Therefore, the sum of the numbers in each column will be larger than the total number of people tested.**

Reporting lab	Inconclusive	Negative	Positive	Percent positive	Total
Kroger 519 - The Little Clinic Staples Mill Road		1			1
LSU MEDICAL CENTER			1	100%	1
EVERGREEN WOODS HEALTH & REHAB CENTER			1	100%	1
PATIENT FIRST-GENERAL BOOTH			1	100%	1
Portsmouth Health and Rehab			1	100%	1
HEART HOSPITAL OF LAFAYETTE: EMERGENCY ROOM			1	100%	1
PowerBack Piscataway Center		1			1
ADVANTA LABS, LLC		1			1
Kroger 923 - The Little Clinic Centerville		1			1
TAMPA GENERAL MEDICAL GROUP LABORATORY HEALTHPARK			1	100%	1
PIONEER CLINICAL RESEARCH LLC			1	100%	1
Bethany Manor		1			1
CROSS CREEK HEALTH CARE		1			1
MEDICAL SPECIALISTS OF THE PALM BEACHES INC			1	100%	1
ACUPATH LABORATORIES INC			1	100%	1
MOUNT SINAI MEDICAL CENTER OF FLORIDA, INC			1	100%	1
CHRISTIAN REST HOME ASSOC		1			1
MY URGENT CARE CLINIC			1	100%	1
ACCOMPLISHED HOME CARE		1			1
VCU HEALTH SYSTEM AUTHORITY - MCV HOSPITALS			1	100%	1
SOMA MEDICAL CENTER P.A. #4			1	100%	1
EMERGENCY CARE SERVICES LAB AT JFK MEDICAL CENTER			1	100%	1
LANCASHIRE HALL NURSING AND REHABILITATION CENTER		1			1
CLEVELAND CLINIC AKRON GENERAL			1	100%	1
ACCESS HEALTH CARE PHYSICIANS, LLC		1			1
LIBERTY HEALTH CENTER			1	100%	1
FAST PACE URGENT CARE			1	100%	1
ALLIANCE MD DIRECT PRIMARY CARE			1	100%	1
LAKEVIEW REGIONAL HOSPITAL			1	100%	1
ADVENTHEALTH MEDICAL GROUP OBSTETRICS			1	100%	1
CHC SOUTHWEST FLORIDA LAB-LIVE			1	100%	1
ACCESS 365 URGENT CARE LLC			1	100%	1
Mercy Manor Transition Center			1	100%	1
VA Tennessee Valley HCS-Nashville Campus			1	100%	1
ACCESS TOTAL CARE - PORTLAND			1	100%	1
NORTH SHORE MEDICAL CENTER - SALEM HOSPITAL			1	100%	1
COMMUNITY HOSPITALS INDIANAPOLIS			1	100%	1
FRANKLIN CBOC			1	100%	1
EVERGREEN NURSING HOME		1			1
Florence Home		1			1
MEDOR/ACC SYNCHRONY			1	100%	1
Harbert Hills Academy Nursing Home		1			1
MERCYONE DES MOINES MEDICAL CENTER			1	100%	1
RAPID CITY REGIONAL HOSPITAL -579 ATTN. LABORATORY		1			1
BMC/NASSAU			1	100%	1
Alexandria Place		1			1

COVID-19: testing by laboratory

Data through Mar 12, 2021 verified as of Mar 13, 2021 at 09:25 AM

Data in this report are provisional and subject to change.

The numbers in the table below represent the number of Florida and non-Florida residents for whom test results were received by the Department of Health. A person can be tested by more than one laboratory and can have both positive and negative results. **Therefore, the sum of the numbers in each column will be larger than the total number of people tested.**

Reporting lab	Inconclusive	Negative	Positive	Percent positive	Total
EAST TENNESSEE STATE UNIVERSITY		1			1
Schenectady Center for Rehabilitation & Nursing		1			1
MEDEXPRESS URGENT CARE - ST CLAIR, CLOVER DR.		1			1
ARBOR DIAGNOSTICS, INC		1			1
REGENTS PARK OF JACKSONVILLE			1	100%	1
BRUCE S WEST MD			1	100%	1
RIVIERA BEACH HEALTH CENTER LAB			1	100%	1
DOCTORS HEARING			1	100%	1
SWIFTCARE URGENT CARE, PLLC			1	100%	1
ENCOMPASS HEALTH REHABILITATION			1	100%	1
JACKSONVILLE PEDIATRICS			1	100%	1
COLER REHABILITATION AND NURSING CARE		1			1
AVALON MEDICAL GROUP			1	100%	1
VAULT MEDICAL SERVICES			1	100%	1
Overton Brooks VAMC		1			1
MT SINA1 HOSPICE			1	100%	1
HENRY FORD HOSPITAL			1	100%	1
MOUNT SINAI MEDICAL CENTER HIALEAH			1	100%	1
CHI ST. LUKE'S HEALTH BCM MEDICAL CENTER			1	100%	1
UMASS MEMORIAL MEDICAL CENTER, INC		1			1
BETHESDA ON TURKEY CREEK			1	100%	1
Avera Sr. James Care Center		1			1
IVAN, MAYA			1	100%	1
CVS TX1057POCT SAN ANTONIO		1			1
LAKE COMMUNITY ACTION AGENCY		1			1
PALM BEACH COUNTY HEALTH DEPT.			1	100%	1
ENT & ALLERGY ASSOCIATES, LLP - SLEEPY HOLLOW (ABBOTT)		1			1
DUKE UNIVERSITY POINT OF CARE TESTING PROGRAM			1	100%	1
KEATING SPORTS CENTER		1			1
ORMOND BEACH DIALYSIS			1	100%	1
PANCARE HEALTH - NORTHSIDE ELEMENTARY			1	100%	1
PATHLAB SERVICES			1	100%	1
SEASONS HOSPICE AND PALLIATIVE CARE OF			1	100%	1
ANSWERS RESOURCE FACILITY		1			1
ASSOCIATES MD MEDICAL GROUP INC			1	100%	1
Sherwood Oaks Health Center			1	100%	1
RENOWN REGIONAL MEDICAL CENTER			1	100%	1
LABTECH DIAGNOSTICS			1	100%	1
BAYSTATE REFERENCE LABORATORY			1	100%	1
CVS TN5694POCT SODDY DAISY		1			1
CVS NE2741POCT LA VISTA		1			1
West Bay of Tampa Center			1	100%	1
PREMIER HEALTH CARE INC			1	100%	1
UNIVERSITY OF SOUTH FLORIDA			1	100%	1
BAYMEADOWS PEDIATRIC CARE		1			1
WOOD COUNTY HEALTH DEPARTMENT			1	100%	1

COVID-19: testing by laboratory

Data through Mar 12, 2021 verified as of Mar 13, 2021 at 09:25 AM

Data in this report are provisional and subject to change.

The numbers in the table below represent the number of Florida and non-Florida residents for whom test results were received by the Department of Health. A person can be tested by more than one laboratory and can have both positive and negative results. **Therefore, the sum of the numbers in each column will be larger than the total number of people tested.**

Reporting lab	Inconclusive	Negative	Positive	Percent positive	Total
MALUHIA		1			1
TUNIS STREET GROUP HOME		1			1
JP MORGAN CHASE HEALTH SERVICES			1	100%	1
USA Healthcare LTC, LLC - Folsom Center for Rehabilitation & Healthca		1			1
Trucare Living Centers - Columbus		1			1
Lopatcong Center		1			1
ARCADIA DIALYSIS CENTER			1	100%	1
WINDSOR MANOR			1	100%	1
LOURDES URGENT CARE			1	100%	1
Garden View Care Center at Dougherty Ferry		1			1
TERRELL URGENT CARE			1	100%	1
CAREFIRST URGENT CARE - BEECHMONT			1	100%	1
PENINSULA REGIONAL MED CTR LAB			1	100%	1
ADVENT HEALTH MEDICAL GROUP		1			1
INDIAN RIVER CLINICAL LABORATORY, INC.		1			1
LOPEZ		1			1
Birmingham Nursing & Rehab Center		1			1
UF HEALTH - WILDLIGHT			1	100%	1
Sharon Care Center			1	100%	1
WESTON COUNTY HEALTH SERVICES			1	100%	1
HALE KUPUNA HERITAGE HOME		1			1
Kroger 569 - The Little Clinic Gallatin		1			1
WATERBURY HOSPITAL REFERENCE LAB			1	100%	1
PREMIER FAMILY AND SPORTS MEDICINE LLC			1	100%	1
ANDERSON REGIONAL MEDICAL CENTER			1	100%	1
LEESBURG DIALYSIS CENTER		1			1
NFRC CLINICAL LAB			1	100%	1
JACKSBORO URGENT CARE			1	100%	1
ARISTACARE AT MANCHESTER		1			1
HEALTH PLUS SUNRISE MEDICAL OFFICE			1	100%	1
FHPG INTERNAL MEDICINE OF BRANDON			1	100%	1
LAKE VISTA DIALYSIS			1	100%	1
Jacob's Creek Nursing and Rehabilitation Center		1			1
NORTHSIDE FAMILY MEDICINE AND URGENT CARE (CUMMING)		1			1
RAMBAM URGENT CARE			1	100%	1
BAPTIST ASI			1	100%	1
CVS IL8750POCT CHICAGO		1			1
ADVANCED CARDIOVASCULAR DIAGNOSTICS OF FL			1	100%	1
LABORATORIO MEDICO CENTRAL CONDOMINO MD			1	100%	1
CVS CA8861POCT BUENA PARK		1			1
KENNEDY BOULEVARD DIALYSIS			1	100%	1
SPARTA HEALTH & REHAB		1			1
PASTEUR MEDICAL HIALEAH GARDEN LLC			1	100%	1
PRIMARY CARE GROUP LLC		1			1
BALLAD HEALTH MEDICAL ASSOCIATES URGENT CARE			1	100%	1
LADY LAKE FAMILY MEDICINE			1	100%	1

COVID-19: testing by laboratory

Data through Mar 12, 2021 verified as of Mar 13, 2021 at 09:25 AM

Data in this report are provisional and subject to change.

The numbers in the table below represent the number of Florida and non-Florida residents for whom test results were received by the Department of Health. A person can be tested by more than one laboratory and can have both positive and negative results. **Therefore, the sum of the numbers in each column will be larger than the total number of people tested.**

Reporting lab	Inconclusive	Negative	Positive	Percent positive	Total
FLAGLER COUNTY BOARD OF COUNTY COMMISSIONERS			1	100%	1
CONCIERGE INTERNAL MEDICINE ASSOCIATES			1	100%	1
LITTLE COMPANY OF MARY HOSPITAL			1	100%	1
PRACTITIONERS IN MOTION			1	100%	1
Victoria Manor		1			1
HUDSON REGIONAL HOSPITAL			1	100%	1
CLERMONT HEALTH DEPARTMENT			1	100%	1
CVS CA9823POCT SACRAMENTO		1			1
OHIO VALLEY MANOR NURSING &		1			1
Highland Ave. Eye Clinic		1			1
SEVEN HILLS HEALTHCARE GROUP LLC DBA		1			1
St. Anne Home		1			1
IMA MEDICAL CENTER OF OVIEDO			1	100%	1
COLONIAL HEALTH CARE		1			1
MY WELLNESS EXPRESS			1	100%	1
Kroger 618 - The Little Clinic Trail Creek Village		1			1
MT CARMEL NURSING HOME		1			1
MEDEXPRESS URGENT CARE - CHERRY HILL		1			1
CARDIOLOGY AND FITNESS MEDICINE		1			1
BEVERLY ADVANCED PRACTICE NURSING		1			1
ALL PEDIATRIC CARE PA			1	100%	1
ORMC-ARDEN/EOI			1	100%	1
OMNI HEALTHCARE URGENT CARE			1	100%	1
PEDIATRIC ASSOCIATES OF ORLANDO			1	100%	1
Kroger 629 - The Little Clinic Cartersville, GA Hwy 41		1			1
Aspire Physical Recovery Center at Cahaba River		1			1
PASTEUR MEDICAL CENTER LLC		1			1
OCCUPATIONAL HEALTH CENTER		1			1
CVS MA915POCT BEVERLY			1	100%	1
DAYTONA BEACH CENTRA CARE			1	100%	1
MEDICAL ARTS LABORATORY			1	100%	1
Altenheim Senior Living		1			1
BAYLOR SCOTT AND WHITE MEDICAL CENTER -CENTENNIAL			1	100%	1
ORMOND PEDIATRICS PA			1	100%	1
LP ELIZABETHTON		1			1
URGENT CARE OF KANSAS CITY			1	100%	1
MIDWEST COVENANT HOME, INC		1			1
CORE OCCUPATIONAL RESOURCES, LLC			1	100%	1
URGENTMED PLANTATION			1	100%	1
ASCARATE DIALYSIS			1	100%	1
PLANT CITY FAMILY CARE		1			1
FRONT PORCH PEDIATRICS PLLC			1	100%	1
CONVENIENT MEDICAL AND HEALTH SERVICES			1	100%	1
ASHLEY PEDIATRICS DAY & NIGHT CLINIC			1	100%	1
Signature Healthcare of Palm Beach			1	100%	1
FIT4LIFE MEDICAL CENTER			1	100%	1

COVID-19: testing by laboratory

Data through Mar 12, 2021 verified as of Mar 13, 2021 at 09:25 AM

Data in this report are provisional and subject to change.

The numbers in the table below represent the number of Florida and non-Florida residents for whom test results were received by the Department of Health. A person can be tested by more than one laboratory and can have both positive and negative results. **Therefore, the sum of the numbers in each column will be larger than the total number of people tested.**

Reporting lab	Inconclusive	Negative	Positive	Percent positive	Total
Kroger 97 - The Little Clinic Hutchinson		1			1
MEMORIAL SATILLA HEALTH			1	100%	1
JOHN PETER SMITH HOSPITAL- OB TRIAGE			1	100%	1
URGENT CARE OF COASTAL GEORGIA			1	100%	1
MY INSTADOC - HOWELL URGENT CARE		1			1
GIBSON AREA PRIMARY CARE			1	100%	1
PEDIATRIC PARTNERS			1	100%	1
Diversicare of Smyrna		1			1
MEDCARE-GARNERS FERRY			1	100%	1
SUMMERLIN MEDICAL CENTRE			1	100%	1
HACKENSACK UNIVERSITY MEDICAL CENTER		1			1
RM PHARMACY SERVICES INC		1			1
MORNINGSIDE NURSING AND REHABILITATION		1			1
CLINICAL PATHOLOGY LABORATORIES SOUTHEAST INC			1	100%	1
WINCHESTER URGENT CARE, PC		1			1
RAYMOND F CARON MD			1	100%	1
WESLEY MEDICAL CENTER			1	100%	1
CVS OK6225POCT EDMOND		1			1
PALMETTO PRIMARY CARE PHYSICIANS			1	100%	1
BRIGHAM YOUNG UNIV STUDENT HEALTH CTR			1	100%	1
HENRY FORD WEST BLOOMFIELD HOSPITAL			1	100%	1
WEST BOCA MEDICAL CENTER			1	100%	1
PALM COTTAGE OPERATOR LLC			1	100%	1
Walgreens #11724		1			1
Waters of Covington		1			1
CVS PHARMACY INC DBA CVS/PHARMACY # 10600		1			1
CHP COVID-19 (TX)			1	100%	1
SUNCOAST PRIMARY CARE LLC			1	100%	1
Eddy Memorial Geriatric Center		1			1
Oakmont of Katy Nursing and Rehabilitation		1			1
JUP Serology SubSection			1	100%	1
MICROBIOLOGY DEPARTMENT			1	100%	1
COMMUNITY MEDICAL CENTER-ORANGE CITY		1			1
PCR DIAGNOSTICS			1	100%	1
TEVAPHARM			1	100%	1
HALEYVILLE HEALTH CARE CENTER		1			1
Grand Junction VAMC		1			1
PROVIDENCE ST. PATRICK HOSPITAL			1	100%	1
ELEMENTS PHARMACY			1	100%	1
DE TAR HOSPITAL			1	100%	1
ADVENTHEALTH MEDICAL GROUP COMMUNITY MEDICINE			1	100%	1
UMMC MIDTOWN CAMPUS			1	100%	1
Abernethy Laurels		1			1
FAMILY PRACTICE ASSOCIATES		1			1
WELLSTAR COBB HOSPITAL			1	100%	1
KINGWOOD EMERGENCY HOSPITAL			1	100%	1

COVID-19: testing by laboratory

Data through Mar 12, 2021 verified as of Mar 13, 2021 at 09:25 AM

Data in this report are provisional and subject to change.

The numbers in the table below represent the number of Florida and non-Florida residents for whom test results were received by the Department of Health. A person can be tested by more than one laboratory and can have both positive and negative results. **Therefore, the sum of the numbers in each column will be larger than the total number of people tested.**

Reporting lab	Inconclusive	Negative	Positive	Percent positive	Total
ALAFAYA WOODS FAMILY MEDICAL CENTER		1			1
CURA LABORATORY SERVICES			1	100%	1
Bay View Nursing and Rehabilitation Center			1	100%	1
HEALTH CARE SERVICES LC			1	100%	1
Manor Care Health Services- Wilmington			1	100%	1
LRGHEALTHCARE		1			1
Courtenay Springs Village			1	100%	1
Kroger 968 - The Little Clinic Colerain Township		1			1
BLACKBAG DIGITAL HEALTH LLC		1			1
Moab Regional Hospital			1	100%	1
THE NEW JEWISH HOME		1			1
Lenbrook		1			1
WOODHILLS LABS			1	100%	1
SUPERKIDS PEDIATRICS			1	100%	1
SC-GA2018 SIMPSONVILLE REHABILITATION		1			1
NF Escambia, LLC DBA Olive BranchHealth and Rehabilitaion Center			1	100%	1
BOLLES SCHOOL, THE			1	100%	1
CARINGPLUS HOMECARE LLC			1	100%	1
ST CATHERINE HOSPITAL LABORATORY			1	100%	1
5 STAR HOME HEALTH SERVICES INC		1			1
OKLAHOMA BLOOD INSTITUTE			1	100%	1
CVS MN663POCT APPLE VALLEY		1			1
Dulles Health and Rehab Center		1			1
Lemont Nursing and Rehab Center			1	100%	1
CVS IL2297144CV CHICAGO		1			1
VA ST LOUIS HEALTH CARE SYSTEM			1	100%	1
SIPERSTEIN DERMATOLOGY LLC			1	100%	1
CAROMONT HEALTH			1	100%	1
Livingston County Center for Nursing and Rehabilitation		1			1
CARENOW-MONTGOMERY			1	100%	1
ST JUDE CARE CENTER		1			1
MIDWAY SPECIALTY CARE CENTER INC		1			1
ROSE HAVEN NURSING CENTER		1			1
DIXIE REGIONAL MEDICAL CENTER			1	100%	1
FREDERICK MEMORIAL HOSPITAL			1	100%	1
CENTRAL FLORIDA MEDICAL CARE			1	100%	1
SOUTH FLORIDA URGENT CARE CENTERS, LLC			1	100%	1
ODYSSEY HEALTH CARE OF MARION COUNTY LLC		1			1
Englewood Health Care Center		1			1
ST VINCENTS OUTPATIENT IMAGING		1			1
HAWAII DEPARTMENT OF HEALTH LAB			1	100%	1
SUNCOAST RESEARCH GROUP LLC			1	100%	1
WAKULLA URGENT CARE & DIAGNOSTIC			1	100%	1
UNLIMITED MEDICAL SERVICES OF FL PL DBA		1			1
DILELLA			1	100%	1
WATERS EDGE ELEMENTARY SCHOOL			1	100%	1

COVID-19: testing by laboratory

Data through Mar 12, 2021 verified as of Mar 13, 2021 at 09:25 AM

Data in this report are provisional and subject to change.

The numbers in the table below represent the number of Florida and non-Florida residents for whom test results were received by the Department of Health. A person can be tested by more than one laboratory and can have both positive and negative results. **Therefore, the sum of the numbers in each column will be larger than the total number of people tested.**

Reporting lab	Inconclusive	Negative	Positive	Percent positive	Total
ASSOCIATESMD			1	100%	1
Long Beach Care Center			1	100%	1
EXPRESS PHARMACY INC		1			1
PEDIATRIC ASSOCIATES - MIAMI LAKES		1			1
KROGER 785 - THE LITTLE CLINIC DIXIE HWY		1			1
NORDX			1	100%	1
Regency Square			1	100%	1
WRIGHT PATTERSON AFB MEDICAL CENTER			1	100%	1
APS-SUMMIT CARE PHARMACY, LLC DBA OMNICARE		1			1
WEST FLORIDA HOSPITAL LABORATORY			1	100%	1
BAXTER REGIONAL MEDICAL CENTER			1	100%	1
COMMUNITY MEDICAL CARE			1	100%	1
HOWELL BRANCH COURT			1	100%	1
BAPTIST HEALTH SURGERY CENTER			1	100%	1
PARK AVENUE DERMATOLOGY NORTH			1	100%	1
LAKE WALES DIALYSIS CENTER			1	100%	1
WMC HEALTH GROUP OF KISSIMMEE LLC			1	100%	1
BRITTNEY WHELIHAN IRWIN ARNP LLC			1	100%	1
Virginia Gay Nursing and Rehab		1			1
SCRIPTS PLUS INC DBA THE MEDICINE SHOP		1			1
UMASS MEMORIAL/MARLBORO HOSPITAL			1	100%	1
SELF REGIONAL HEALTHCARE			1	100%	1
MISSION HOSPITAL			1	100%	1
RESTORE MEDICAL PARTNERS PLLC			1	100%	1
BRUSHY CREEK FAMILY HOSPITAL			1	100%	1
HAVASU REGIONAL MEDICAL CENTER			1	100%	1
CVS MA41POCT TAUNTON		1			1
AUTUMN CARE OF STATESVILLE, LLC		1			1
DW MCMILLAN MEMORIAL HOSPITAL LABORATORY			1	100%	1
Kroger 753 - The Little Clinic Goss Avenue		1			1
MEDEXPRESS URGENT CARE-VINLAND SOUTH			1	100%	1
MERITER LABORATORIES			1	100%	1
APOLLOMDX LLC			1	100%	1
PRIMARY & URGENT CARE CENTERS			1	100%	1
FLORIDA DEPARTMENT OF HEALTH IN CITRUS COUNTY		1			1
AFTER HOURS CLINIC			1	100%	1
BAM INC		1			1
FIRST CARE OF GAINESVILLE			1	100%	1
UNITED HEALTHCARE			1	100%	1
UF HEALTH THE VILLAGES			1	100%	1
LONG ISLAND MINIMALLY INVASIVE SURGERY		1			1
Kroger 929 - The Little Clinic Corryville		1			1
INHEALTH LIFE SCIENCES			1	100%	1
BICKERTON, DAWN		1			1
GOSHEN MEDICAL CENTER			1	100%	1
MEDEXPRESS URGENT CARE - WAYNESBURG		1			1

COVID-19: testing by laboratory

Data through Mar 12, 2021 verified as of Mar 13, 2021 at 09:25 AM

Data in this report are provisional and subject to change.

The numbers in the table below represent the number of Florida and non-Florida residents for whom test results were received by the Department of Health. A person can be tested by more than one laboratory and can have both positive and negative results. **Therefore, the sum of the numbers in each column will be larger than the total number of people tested.**

Reporting lab	Inconclusive	Negative	Positive	Percent positive	Total
PINEVILLE PHARMACY			1	100%	1
CORNERSTONE OF RECOVERY INC		1			1
MINUTECLINIC DIAGNOSTICS OF OKLAHOMA		1			1
GARDENS PEDIATRICS LAB			1	100%	1
Excel Care Center			1	100%	1
KNOX COMMUNITY HOSPITAL			1	100%	1
COX HEALTH SOUTH LAB			1	100%	1
MARINA DEL REY HOSPITAL LAB			1	100%	1
St Mary's d'Youville Pavilion		1			1
MEDSTAR URGENT CARE, LLC			1	100%	1
BRIDGEWATER PARK ASSISTED LIVING LLC			1	100%	1
LOUNDY		1			1
Arlington Health and Rehabilitation		1			1
DEPARTMENT OF HEALTH SERVICES			1	100%	1
MEDEXPRESS URGENT CARE, EDWARDSVILLE		1			1
NORTHEAST BAPTIST HOSPITAL			1	100%	1
Walgreens #10851		1			1
PRINCIPLE DIAGNOSTICS LLC			1	100%	1
SPRING VALLEY HOSPITAL MEDICAL CENTER			1	100%	1
Edinboro Manor		1			1
TRAVIS LEE THOMPSON MD			1	100%	1
MEMORIAL MEDICAL CENTER			1	100%	1
WAYCROSS INTRTNAL MEDICINE			1	100%	1
Vibralfie of El Paso Rehabilitation Center			1	100%	1
UNIVERSITY URGENT CARE			1	100%	1
PEDIATRIC SPECIALTY CLINIC COLLIER			1	100%	1
WW Chem Auto SS			1	100%	1
MIAMI CEREBRAL PALSY RESIDENTIAL			1	100%	1
CARENOW URGENT CARE - SPRING			1	100%	1
IZ MEDICAL		1			1
MISSOURI DEPARTMENT OF HEALTH AND SENIOR SERVICES - STATE PH LAB		1			1
NEW ERA HEALTH CENTER INC		1			1
LEE MEMORIAL HOSPITAL OUTPATIENT SURGERY CENTER			1	100%	1
Kroger 532 - The Little Clinic Murfreesboro		1			1
SOUTHEASTERN INTEGRATED MEDICAL PL			1	100%	1
PACE UNIVERSITY HEALTH CARE		1			1
HOLY CITY MED URGENT CARE			1	100%	1
PARTNERS IN PRIMARY CARE		1			1
SOWAL HEALTH & DRUG			1	100%	1
RIVERSIDE COUNTY PUBLIC HEALTH LABORATORY			1	100%	1
CARE CONNECTIONS AT HOME LLC			1	100%	1
ALL CHILDRENS PEDIATRIC CLINIC			1	100%	1
Smg/North Jersey Hematology & Oncology		1			1
CYPRESS CREEK OUTPATIENT SURGICAL CTR, LLC			1	100%	1
NORTH BROWARD MEDICAL CENTER			1	100%	1
Brynwood Health & Rehabilitation Center			1	100%	1

COVID-19: testing by laboratory

Data through Mar 12, 2021 verified as of Mar 13, 2021 at 09:25 AM

Data in this report are provisional and subject to change.

The numbers in the table below represent the number of Florida and non-Florida residents for whom test results were received by the Department of Health. A person can be tested by more than one laboratory and can have both positive and negative results. **Therefore, the sum of the numbers in each column will be larger than the total number of people tested.**

Reporting lab	Inconclusive	Negative	Positive	Percent positive	Total
PHYSICIANS PREMIER			1	100%	1
MACKINAC STRAITS LONG TERM CARE UNIT		1			1
CFCH - FROSTPROOF			1	100%	1
CENTRAL TX MEDICAL CENTER - LAB			1	100%	1
CVS MA969POCT PALMER		1			1
TANGLEWOOD MANOR		1			1
HAYS CLINICAL LAB			1	100%	1
WillowBrooke Court at Westminster Village		1			1
WINTER PARK MEMORIAL HOSPITAL LABORATORY		1			1
MEMORIAL HERMANN MEDICAL GROUP-ATASCOCITA PEDS			1	100%	1
PALMETTO LANDING			1	100%	1
Highland Pines Health and Rehab		1			1
BROOKS REHAB			1	100%	1
NORTH COUNTY MEDICAL LAB			1	100%	1
MEDEXPRESS URGENT CARE - VINELAND S MA		1			1
KROGER 915 - THE LITTLE CLINIC ANDERSON			1	100%	1
GATEWAY HEALTHCARE, PC			1	100%	1
WELLMED AT LINEBAUGH AVE			1	100%	1
DOCTORS CARE - AIKEN MALL			1	100%	1
SONNI'S PEDIATRICS			1	100%	1
CLEVELAND CLINIC FLORIDA LAB			1	100%	1
CELEBRATION HOSPITAL			1	100%	1
ALPHA 1 ANTITRYPSIN RESEARCH PROGRAM			1	100%	1
XSTREMEMD			1	100%	1
INTERNAL MEDICINE EMILIA MURRAY MD PA		1			1
MERITUS MEDICAL CENTER			1	100%	1
Central Park Healthcare & Rehabilitation Center		1			1
CVS AZ4795POCT MESA		1			1
NICKLAUS CHILDREN'S DORAL OUTPATIENT CENTER			1	100%	1
HCL LABORATORIES			1	100%	1
CHESAPEAKE REGIONAL MEDICAL CENTER			1	100%	1
ADVENT HEALTH MEDICAL GROUP MULTISPECIALTY			1	100%	1
APPLECARE BRUNSWICK			1	100%	1
ADVENTHEALTH MEDICAL GROUP PEDIATRICS DIABETES &			1	100%	1
Kroger - KR070300083			1	100%	1
RESIDENCES AT MIAMI / REIGN GARDENS LLC, THE			1	100%	1
CVS OH6167POCT ASHLAND		1			1
ASPIRUS WAUSAU HOSPITAL			1	100%	1
FAMILY MEDICINE AT KISSIMMEE		1			1
PM PEDIATRICS OF BAYSIDE, PLLC		1			1
BARRINGTON TERRACE NAPLES			1	100%	1
Towne Manor West		1			1
ABBOTT LABORATORIES - OCCUPATIONAL HEALTH SERVICES			1	100%	1
HCA HOUSTON ER 24/7			1	100%	1
BAPTIST HEALTH EXPRESS CARE			1	100%	1
SUSAN F. WILLIAMS M.D., P.A.			1	100%	1

COVID-19: testing by laboratory

Data through Mar 12, 2021 verified as of Mar 13, 2021 at 09:25 AM

Data in this report are provisional and subject to change.

The numbers in the table below represent the number of Florida and non-Florida residents for whom test results were received by the Department of Health. A person can be tested by more than one laboratory and can have both positive and negative results. **Therefore, the sum of the numbers in each column will be larger than the total number of people tested.**

Reporting lab	Inconclusive	Negative	Positive	Percent positive	Total
DEACONESS URGENT CARE CENTER			1	100%	1
Kroger - KR070600172		1			1
DAUGHTERS OF SARAH NURSING CENTER		1			1
ENCOMPASS HEALTH REHABILITATION HOSPITAL OF MIAMI			1	100%	1
MIL LAKE HEALTHCARE CENTER INC PEDIATRICS			1	100%	1
SOUTHERN WINDS			1	100%	1
CVS TX7431POCT ROWLETT		1			1
Manor Care Health Care Services - Williamsport North		1			1
COMMONWEALTH OF VIRGINIA DIVISION OF CONSOLIDATED LABORATORY SERVICES			1	100%	1
TREASURE COAST COMMUNITY HEALTH INC			1	100%	1
CORPUS CHRISTI MEDICAL CENTER			1	100%	1
Kroger 49 - The Little Clinic Wichita - 21st St.			1	100%	1
CVS OH3980POCT KENT		1			1
LABTEST LLC LABTEST DIAGNOSTICS			1	100%	1
Louis Stokes Cleveland VA - Midtown Dialysis Center		1			1
FRESENIUS KIDNEY CARE OCALA			1	100%	1
EDWARD HOSPITAL			1	100%	1
MEMORIAL HOSPITAL MIRAMAR WAIVED TESTING			1	100%	1
UT MD ANDERSON CANCER CENTER-TUMOR MARKER LAB			1	100%	1
CENTRAL FLORIDA HOSPITALIST			1	100%	1
MEDEXPRESS URGENT CARE - PATRICK STREE			1	100%	1
WINTER GARDEN CHILDREN'S HEALTH CENTERS			1	100%	1
FLAGLER CARE CENTER			1	100%	1
NORTHERN KENTUCKY HEALTH DEPARTMENT			1	100%	1
ADVANCED INDIVIDUALIZED MEDICINE OF NAPLES			1	100%	1
Peninsula Nursing and Rehabilitation Center		1			1
MOBILE INFIRMARY MEDICAL CENTER			1	100%	1
COUNTRYSIDE PEDIATRIC CARE PA			1	100%	1
NORTH PALM BEACH DIALYSIS CENTER			1	100%	1
ASCENSION ST VINCENT'S - WESTSIDE			1	100%	1
LEGACY SPECIALTY PHARMACY CORP			1	100%	1
BAPTIST HOSPITAL PRIMARY CARE GULF BREEZE			1	100%	1
LAKELAND MEDICAL CENTER			1	100%	1
GREATER MIAMI DIALYSIS			1	100%	1
Alden Lincoln Park			1	100%	1
INTEGRATED GENETICS SEQUENOM		1			1
ALIMETRIX INC		1			1
AMD			1	100%	1
ELKHART GENERAL HOSPITAL			1	100%	1
BLACK SHEEP MEDICAL			1	100%	1
JOHN D. ARCHBOLD MEMORIAL HOSPITAL			1	100%	1
LARKIN COMMUNITY HOSPITAL PALM SPRINGS CAMPUS			1	100%	1
ELLIS HOSPITAL URGENT CARE CENTER LAB		1			1
MEMORIALCARE LONG BEACH MEDICAL CENTER			1	100%	1
NATION'S BEST CARE HOME HEALTH			1	100%	1
AURORA HEALTH CARE METRO INC			1	100%	1

COVID-19: testing by laboratory

Data through Mar 12, 2021 verified as of Mar 13, 2021 at 09:25 AM

Data in this report are provisional and subject to change.

The numbers in the table below represent the number of Florida and non-Florida residents for whom test results were received by the Department of Health. A person can be tested by more than one laboratory and can have both positive and negative results. **Therefore, the sum of the numbers in each column will be larger than the total number of people tested.**

Reporting lab	Inconclusive	Negative	Positive	Percent positive	Total
MISSOURI DEPT. OF HEALTH			1	100%	1
AL MANI HEALTH INSTUTUTE		1			1
UT HEALTH RIO GRANDE VALLEY PRIMARY CARE AT			1	100%	1
NORTH MIAMI BEACH SURGICAL CENTER			1	100%	1
VETERANS AFFAIRS MEDICAL CENTER - EAST ORANGE			1	100%	1
PROFESSIONAL DIALYSIS CENTER			1	100%	1
CATHEDRAL GERONTOLOGY CENTER DBA CATHEDRAL CARES			1	100%	1
LCMC LAB SUBSECTION		1			1
MOBILE HEALTH MEDICAL SERVICES PC		1			1
SUTTER GOULD MEDICAL FOUNDATION			1	100%	1
RAPID MEDLAB (002MO)		1			1
CVS MA1845POCT WILMINGTON		1			1
GABRIELA GOLDSTEIN MD PA			1	100%	1
Glenview Terrace Nursing Center		1			1
Crowne Place Assisted Living		1			1
Lynwood		1			1
NEW SMYRNA BEACH AMBULATORY CARE CTR			1	100%	1
TRIDENT ANTI AGING LLC			1	100%	1
1ST CHOICE URGENT CARE CENTER LLC			1	100%	1
JOHNSON MEDICAL SERVICES			1	100%	1
FLORIDA STATE UNIVERSITY HEALTH SERVICES			1	100%	1
STANLY REGIONAL MEDICAL CENTER			1	100%	1
CARBON HEALTH			1	100%	1
NORTH SHORE HEMATOLOGY-ONCOLOGY ASSOCIATES		1			1
CENTRAL TX URGENT CARE			1	100%	1
ABINGTON MEMORIAL HOSPITAL			1	100%	1
Villages of St.Peters		1			1
PALM COAST DRAW STATION/AMERICAN HEALTH ASSOCIATES		1			1
FAMILY MEDICAL CENTRE			1	100%	1
DAYTONA BEACH DIALYSIS			1	100%	1
LABONE		1			1
HEARTLAND REGIONAL MEDICAL CENTER		1			1
HOME AIDE SVC OF EASTERN NY INC D/B/A		1			1
DOCTORS CARE - GREER		1			1
PEDIATRIC PARTNERS OF ZEPHYRHILLS PA			1	100%	1
CVS M05727POCT PLATTE CITY		1			1
QUEST INC			1	100%	1
Kroger 350 - The Little Clinic New Cut Road		1			1
HEALTHCARE ASSOCIATES OF IRVING, LLP			1	100%	1
VIVEX/UMTB BIOMEDICAL			1	100%	1
Crestwood Nursing Center		1			1
RIVERVIEW HOSPITAL D/B/A UNIVERSITY		1			1
AUSTIN URGENT CARE			1	100%	1
TREASURE COAST PRIMARY CARE		1			1
OPTUM MEDICAL CLINIC IN ROCKRIMMON			1	100%	1
NEMOURS CHILDREN'S PRIMARY CARE, ST CLOUD			1	100%	1

COVID-19: testing by laboratory

Data through Mar 12, 2021 verified as of Mar 13, 2021 at 09:25 AM

Data in this report are provisional and subject to change.

The numbers in the table below represent the number of Florida and non-Florida residents for whom test results were received by the Department of Health. A person can be tested by more than one laboratory and can have both positive and negative results. **Therefore, the sum of the numbers in each column will be larger than the total number of people tested.**

Reporting lab	Inconclusive	Negative	Positive	Percent positive	Total
Kroger 682 - The Little Clinic New Holland Market			1	100%	1
HARDEE COUNTY FIRE RESCUE		1			1
THE LITTLE CLINIC LLC			1	100%	1
Walgreens #5914		1			1
ANDREWS INSTITUTE AMBULATORY SURGERY CENTER		1			1
FLORIDA HOSPITAL ORMOND BEACH			1	100%	1
PEDRO L ORTEGA MD PA			1	100%	1
SAINT BARNABAS MEDICAL CENTER		1			1
ISLANDS ASSISTED LIVING FACILITY,THE			1	100%	1
PALM BEACH DIABETES AND ENDOCRINE SPECIALISTS, PA			1	100%	1
BAYOU URGENT CARE			1	100%	1
HELGEMO & LIOU PEDIATRICS			1	100%	1
CONWAY - SHERWOOD URGENT CARE			1	100%	1
LAKE MARY DIALYSIS			1	100%	1
BRADENTON DIALYSIS			1	100%	1
EAST CORE LAB			1	100%	1
LEXINGTON HOSPITAL CORPORATION			1	100%	1
PATHOLOGYT & LAB MEDICINE SERVICES			1	100%	1
Elderwood at Lancaster		1			1
Lutheran Community at Telford		1			1
KID FIXERS		1			1
Kroger 909 - The Little Clinic Hamilton			1	100%	1
HEALTH ALLIANCE			1	100%	1
GEORGE WASHINGTON UNIVERSITY HOSPITAL			1	100%	1
CHILDREN'S MEMORIAL HOSPITAL			1	100%	1
PROVIDENCE ST PETER HOSPITAL		1			1
SSC NASHVILLE OPERATING CO LLC D/B/A		1			1
WALGREEN#12147		1			1
Hearthstone Nursing and Rehabilitation Center		1			1
Imperial Healthcare Centre			1	100%	1
SHAH			1	100%	1
KATHY L ANDERSON DO PA			1	100%	1
HOSPITAL SISTERS HEALTH SYSTEM (HSHS)			1	100%	1
HEALTH EXPRESS		1			1
FELD ENTERTAINMENT			1	100%	1
Redwood Springs Healthcare			1	100%	1
ST. PETERSBURG PEDIATRICS-SEMINOLE			1	100%	1
CVS NC2749POCT CONCORD		1			1
Kroger 410 - The Little Clinic Trinity		1			1
ADVANCED URGENT CARE PLLC		1			1
DONALSONVILLE HOSPITAL			1	100%	1
TARRYTOWN PHARMACY			1	100%	1
SHANDSCAIR FLIGHT PROGRAM			1	100%	1
BEAUMONT HOSPITAL, GROSSE POINTE			1	100%	1
RABI SINHA, MD		1			1
NEW YORK PRESBYTERIAN HOSPITAL			1	100%	1

COVID-19: testing by laboratory

Data through Mar 12, 2021 verified as of Mar 13, 2021 at 09:25 AM

Data in this report are provisional and subject to change.

The numbers in the table below represent the number of Florida and non-Florida residents for whom test results were received by the Department of Health. A person can be tested by more than one laboratory and can have both positive and negative results. **Therefore, the sum of the numbers in each column will be larger than the total number of people tested.**

Reporting lab	Inconclusive	Negative	Positive	Percent positive	Total
STATE OF ALASKA			1	100%	1
NHC Chattanooga			1	100%	1
WMC HEALTH GROUP INC			1	100%	1
CVS NH1004POCT SALEM			1	100%	1
EVENING PEDIATRICS INC			1	100%	1
MOBILE MEDICAL CLINIC			1	100%	1
METROWEST MEDICAL CENTER - FRAMINGHAM			1	100%	1
CLINICAL TRIALS OF TAMPA LLC		1			1
NAVAL BRANCH HEALTH CLINIC			1	100%	1
WEST FLORIDA MEDICAL ASSOCIATES			1	100%	1
FINLAY MEDICAL RESEARCH CORP			1	100%	1
INLET CONCIERGE MEDICINE			1	100%	1
ADVENTHEALTH IMAGING WINTERGARDEN		1			1
BASCOM PALMER-MICRO LAB			1	100%	1
MIAMI VASCULAR SURGERY			1	100%	1
ST FRANCIS COLLEGE WELLNESS CENTER		1			1
BROOKDALE AVONDALE (BU 04360)			1	100%	1
TWIN			1	100%	1
OPTUM OF HIALEAH		1			1
GREYSTONE HOME HEALTH OF GREATER ORLANDO LLC		1			1
Metairie Healthcare Center			1	100%	1
FAMILY PHYSICIANS OF WINTER PARK, INC			1	100%	1
NULL			1	100%	1
HOLSTON MEDICAL GROUP		1			1
DOCTOR TODAY URGENT CARE			1	100%	1
CLUB HEALTH AND REHABILITATION CENTER, THE		1			1
Kroger 524 - The Little Clinic Iron Bridge Road		1			1
Kroger 379 - The Little Clinic Stony Brook		1			1
New York Harbor Harbor HCS - Brooklyn Campus		1			1
SUMMIT LABORATORY			1	100%	1
ARNOLD PALMER HOSPITAL LAB POCT		1			1
Village Green Health & Rehabilitation		1			1
2504-HOMEWOOD		1			1
Salem Hills Rehabilitation and Nursing Center		1			1
CENTRAL CAROLINA HOSPITAL			1	100%	1
NEW YORK UNIVERSITY MEDICAL CENTER			1	100%	1
YOUR HEALTH PEDIATRICS INC			1	100%	1
AFC URGENT CARE GUNBARREL			1	100%	1
CVS IN6555POCT BROWNSBURG		1			1
NEW HORIZON PRIMARY CARE LLC			1	100%	1
Country View of Sunbury			1	100%	1
WESTCOAST FAMILY PRACTICE		1			1
15 TO KNOW			1	100%	1
CVS NC7051POCT WAKE FOREST		1			1
Kroger 419 - The Little Clinic Farmington/Exeter		1			1
COSTCO PHARMACY #1023			1	100%	1

COVID-19: testing by laboratory

Data through Mar 12, 2021 verified as of Mar 13, 2021 at 09:25 AM

Data in this report are provisional and subject to change.

The numbers in the table below represent the number of Florida and non-Florida residents for whom test results were received by the Department of Health. A person can be tested by more than one laboratory and can have both positive and negative results. **Therefore, the sum of the numbers in each column will be larger than the total number of people tested.**

Reporting lab	Inconclusive	Negative	Positive	Percent positive	Total
COLLIER BLVD HMA PHYSICIANS MANAGEMENT LLC			1	100%	1
NCH HEALTHCARE CREEKSIDE ENDOSCOPY			1	100%	1
Garden Villa Bedford		1			1
UNIVERSITY OF VERMONT MEDICAL CENTER			1	100%	1
CVS PA10825POCT PLYMOUTH MEETING		1			1
ONPOINT URGENT CARE			1	100%	1
MEDICAL CENTER			1	100%	1
BAPTIST HOSPITAL LABORATORY			1	100%	1
STUDENT HEALTH CENTER			1	100%	1
WALGREENS #10308		1			1
COVE AT THE MARBELLA,THE			1	100%	1
Kroger 894 - The Little Clinic NEC		1			1
OASIS FAMILY RESORT IN THE SPRINGS LLC		1			1
METRO HEALTH HOSPITAL LABORATORY		1			1
CVS NE5863POCT OMAHA		1			1
ESOTERIC LAB			1	100%	1
THOMAS HOSPITAL			1	100%	1
UNIVERSITY OF NORTH CAROLINA HOSPITALS			1	100%	1
Parkview Care Center			1	100%	1
SACRED HEART MEDICAL CENTER			1	100%	1
The Carrington		1			1
LAB PLUS, LLC AT ASCENSION SAINT THOMA		1			1
UT HEALTH RGV CLINICAL LABORATORY			1	100%	1
LAKE REGIONAL HEALTH			1	100%	1
MOSOLF PEDIATRICS PA			1	100%	1
MERCY HOME		1			1
BAPTIST EMERGENCY HOSPITAL - KELLY			1	100%	1
GATEWAY FAMILY HEALTH CLINIC			1	100%	1
ELKTON TRANSITIONAL CARE CENTER		1			1
RIVERSIDE REGIONAL MED CENTER			1	100%	1
BRUNSWICK HEALTH AND REHABILITATION CE		1			1
ENCOMPASS HEALTH HOME HEALTH		1			1
DAVITA DIALYSIS-NORTH			1	100%	1
SPEARE MEMORIAL HOSPITAL			1	100%	1
DR PHILLIPS CENTER FOR WELLNESS		1			1
URGENT CARE CENTER OF PORT ORANGE LLC			1	100%	1
LEHIGH PULMONARY ASSOCIATES			1	100%	1
Kroger 500 - The Little Clinic Speedway		1			1
LAKESIDE MEDICAL CENTER		1			1
Springdale Village		1			1
LAKEWOOD RANCH MEDICAL GROUP LLC			1	100%	1
NORTH PALM CHILDRENS PHYSICIANS			1	100%	1
ISLAND NURSING HOME			1	100%	1
EASTGENE LABORATORIES		1			1
CAREWELL URGENT CARE FITCHBURG			1	100%	1
USF PHYSICIANS GROUP			1	100%	1

COVID-19: testing by laboratory

Data through Mar 12, 2021 verified as of Mar 13, 2021 at 09:25 AM

Data in this report are provisional and subject to change.

The numbers in the table below represent the number of Florida and non-Florida residents for whom test results were received by the Department of Health. A person can be tested by more than one laboratory and can have both positive and negative results. **Therefore, the sum of the numbers in each column will be larger than the total number of people tested.**

Reporting lab	Inconclusive	Negative	Positive	Percent positive	Total
NORTH SHORE HEMATOLOGY-ONCOLOGY ASSOCIATES PC		1			1
ST VINCENT'S AMBULATORY CARE INC			1	100%	1
BHS PHYSICIAN NETWORK			1	100%	1
Princeton Place			1	100%	1
LEGACY AT HIGHWOODS PRESERVE		1			1
CRUSADER COMMUNITY HEALTH			1	100%	1
FLORIDA ADVANCED MEDICAL AND DERM AESTHETICS LLC			1	100%	1
Monument Health Strugis Care Center		1			1
Robinson Terrace Rehabilitation and Nursing Center		1			1
LIFESPAN HEALTH - SELMER		1			1
BRIDGES AT LIFE CARE CENTER OF OCALA, THE			1	100%	1
CAN COMMUNITY HEALTH LLC		1			1
GREATER TAMPA AT HOME			1	100%	1
KAISER SUNNYSIDE MEDICAL CTR LAB		1			1
VIP FAMILY PRACTICE			1	100%	1
DERMDX, DIV OF AURORA DIAGNOSTICS/BERNHARDT LAB		1			1
Sanford Health & Rehabilitation			1	100%	1
HARMONY HEALTHCARE ORLANDO INC		1			1
WEST FLORIDA MEDICAL ASSOCIATES PA			1	100%	1
SMITH KLINE			1	100%	1
ANY LAB TEST NOW JACKSONVILLE		1			1
MEDEXPRESS URGENT CARE - HACKETTSTOWN		1			1
Life Care Center of Auburn		1			1
MANHATTAN COLLEGE HEALTH SERVICES		1			1
CVS MA38POCT CHARLTON		1			1
MERCY GENERAL HOSPITAL			1	100%	1
CRYSTAL RIVER FIRE DEPARTMENT			1	100%	1
UNIVERSITY OF MIAMI PRIMARY CARE SITE UMHC 3039			1	100%	1
Kroger 518 - The Little Clinic Hermitage		1			1
HORIZON MEDICAL CENTER			1	100%	1
LOWER KEYS COMMUNITY HEALTH CENTER			1	100%	1
MOUNT SINAI COMPREHENSIVE CANCER CENTER			1	100%	1
CAREHERE HUDSON BAY			1	100%	1
PRIMEX CLINICAL LABORATORIES INC			1	100%	1
GOSHEN HOSPITAL			1	100%	1
Kroger 670 - The Little Clinic Dawson Forest Rd & Hwy 19		1			1
MONMOUTH MEDICAL CENTER		1			1
SANITAS RESEARCH LLC			1	100%	1
LAKE MARY OPTUM FLORIDA			1	100%	1
MEDICAL ASSOCIATES OF PINELLAS - LAB			1	100%	1
DOCTORS MEMORIAL HOSP HOME HEALTH CARE		1			1
Walgreens #19461		1			1
ELITE MEDICAL LABORATORY SOLUTIONS LLC			1	100%	1
Kroger 367 - The Little Clinic Walton		1			1
Birmingham Nursing and Rehabilitation East LLC		1			1
Sunnybrook Rehabilitation Center			1	100%	1

COVID-19: testing by laboratory

Data through Mar 12, 2021 verified as of Mar 13, 2021 at 09:25 AM

Data in this report are provisional and subject to change.

The numbers in the table below represent the number of Florida and non-Florida residents for whom test results were received by the Department of Health. A person can be tested by more than one laboratory and can have both positive and negative results. **Therefore, the sum of the numbers in each column will be larger than the total number of people tested.**

Reporting lab	Inconclusive	Negative	Positive	Percent positive	Total
BASCOM PALMER EYE INSTITUTE			1	100%	1
ARIZA WELLNESS CARE LLC			1	100%	1
BNJ		1			1
MEDEXPRESS URGENT CARE - DERBY N ROCK		1			1
WEST PALM BEACH PHARMACEUTICALS LLC			1	100%	1
THEDACARE FAMILY MEDICINE GATEWAY			1	100%	1
MEDICAL CITY NORTH HILLS			1	100%	1
SOLARIS HEALTHCARE PLANT CITY		1			1
PRISMA HEALTH TUOMEY LABORATORY			1	100%	1
GILBERT MEDICAL GROUP			1	100%	1
OCALA REGIONAL DIALYSIS- NORTH			1	100%	1
QUALITY CLINICAL LAB LLC			1	100%	1
PULMONARY, CRITICAL CARE AND SLEEP DISORDERS INSTITUTE OF SOUTH FLORID			1	100%	1
ACCESS FAMILY CARE LLC			1	100%	1
FAYETTE MEDICAL CENTER LAB		1			1
INTERMOUNTAIN HEALTHCARE LABORATORY SERVICES			1	100%	1
MARTINSVILLE HEALTH AND REHAB			1	100%	1
Bethel Lutheran Nursing & Rehabilitation Center		1			1
HOLLAND COMMUNITY HOSPITAL		1			1
CVS NE8626POCT LINCOLN		1			1
Memorial Health Care Center			1	100%	1
REFERENCE LABORATORY			1	100%	1
CONCENTRA - OCALA		1			1
LIMA MEMORIAL HOSPITAL			1	100%	1
Kroger 397 - The Little Clinic Frankfort East		1			1
TRINITY URGENT CARE		1			1
UNIVERSITY OF MIAMI HOSPITALS & CLINIC			1	100%	1
HARRIS URGENT CARE CENTER			1	100%	1
BAYLOR SCOTT & WHITE MEDICAL SURGICAL CLINIC			1	100%	1
MD NOW URGENT CARE			1	100%	1
NASON HOSPITAL			1	100%	1
CLERMONT PEDIATRICS, PA			1	100%	1
SOUTH COUNTY MEDICAL CENTER			1	100%	1
COLOMBO'S PHARMACY		1			1
SOUTHEASTERN PATHOLOGY ASSOCIATES			1	100%	1
MEDEXPRESS URGENT CARE - CINNAMINSON		1			1
Chateau Girardeau			1	100%	1
PM PEDIATRICS OF BAYSIDE PLLC - BELLER		1			1
CENTRAL ALABAMA HEALTH CARE SYSTEM			1	100%	1
CARESPOT - LEE VISTA			1	100%	1
RURAL/METRO MIDSOUTH,		1			1
AMERICAN MEDICAL RESPONSE - FARMER BRA		1			1
MEDICAL ASSOCIATES OF BREVARD LLC		1			1
BRISTOL CHILDRENS CLINIC			1	100%	1
Kroger - KRO03500568			1	100%	1
FAIRVIEW SOUTHDALE			1	100%	1

COVID-19: testing by laboratory

Data through Mar 12, 2021 verified as of Mar 13, 2021 at 09:25 AM

Data in this report are provisional and subject to change.

The numbers in the table below represent the number of Florida and non-Florida residents for whom test results were received by the Department of Health. A person can be tested by more than one laboratory and can have both positive and negative results. **Therefore, the sum of the numbers in each column will be larger than the total number of people tested.**

Reporting lab	Inconclusive	Negative	Positive	Percent positive	Total
MEADOWS PARK HEALTH AND REHABILITATION		1			1
LabCorp of America			1	100%	1
LEELANAU OPCO, LLC		1			1
CARESPOT EXPRESS HEALTHCARE BOYNTON BEACH			1	100%	1
ADVENTHEALTH MEDICAL GROUP FAMILY AND INTERNAL			1	100%	1
BLOOD SYSTEMS LABORATORIES			1	100%	1
Walgreens #5065		1			1
Strasburg Care Center		1			1
Pinnacle Assisted Living			1	100%	1
Carrollton Manor Inc		1			1
MINUTECLINIC DIAG OF IND, LLC #4368		1			1
WILSON FAMILY MEDICINE LLC		1			1
FRESENIUS SOUTH FORT MYERS		1			1
Big River Nursing and Rehab		1			1
CVS M08595POCT RAYMORE		1			1
BAPTIST MINOR MEDICAL CENTER			1	100%	1
MEDEXPRESS URGENT CARE -HOWELL US HWY		1			1
Urgent Care 24/7 Orlando LLC			1	100%	1
Hillside Rehab and Care Center			1	100%	1
SOUTHERN SPRINGS HEALTH CARE		1			1
THE CHRIST HOSPITAL			1	100%	1
TAMPA HEALTH CARE PROVIDERS PA		1			1
GOOD SAMARITAN SOCIETY-FOREST CITY		1			1
SJMC PHYSICIAN SERVICES			1	100%	1
Kroger 444 - The Little Clinic Dent		1			1
Sage Bluff Health & Rehabilitation Center		1			1
NEMOURS CHILDRENS PRIMARY CARE CLERMONT			1	100%	1
RICHMOND MEDICAL CENTER FOR WOMEN		1			1
THE MEDICAL CENTER AT BOWLING GREEN			1	100%	1
MAYO CLINICAL LABORATORIES		1			1
THE HEART HOSPITAL BAYLOR PLANO			1	100%	1
Grangeville Health and Rehab		1			1
MEDEXPRESS URGENT CARE - CABOT			1	100%	1
UNIVERSITY OF IOWA HOSPITALS & CLINICS			1	100%	1
VA OPTOMETRY CLINIC			1	100%	1
OXY-GENLAB			1	100%	1
OAK HAVEN REHAB AND NURSING CENTER			1	100%	1
MAYO CLINIC OUTPATIENT DIALYSIS CENTER			1	100%	1
CALIFORNIA PUBLIC HEALTH LABORATORY			1	100%	1
MCLEOD MEMORIAL HOSPITAL CLARENDON			1	100%	1
Elm Crest Senior Living Community		1			1
BAYSHORE DIALYSIS			1	100%	1
CVS / PHARMACY #10794			1	100%	1
CACERES SPECIALIZED GYNECOLOGY		1			1
Willowbrooke Court at Normandy Farms Estates		1			1
Kingston of Miamisburg		1			1

COVID-19: testing by laboratory

Data through Mar 12, 2021 verified as of Mar 13, 2021 at 09:25 AM

Data in this report are provisional and subject to change.

The numbers in the table below represent the number of Florida and non-Florida residents for whom test results were received by the Department of Health. A person can be tested by more than one laboratory and can have both positive and negative results. **Therefore, the sum of the numbers in each column will be larger than the total number of people tested.**

Reporting lab	Inconclusive	Negative	Positive	Percent positive	Total
FAMILY MEDICAL CENTER		1			1
ALLIANCE LABORATORY SERVICES			1	100%	1
SUREPOINT URGENT CARE PADRE ISLAND			1	100%	1
HARDIN HEALTH INC		1			1
Rio Grande City Nursing and Rehab Center			1	100%	1
Ohman Family Living at Holly Assisted Living		1			1
DIGESTIVE DISEASE CARE PC		1			1
Kroger 465 - The Little Clinic Oakley		1			1
Kroger 353 - The Little Clinic Harpers Point		1			1
ST. MARY MEDICAL CENTER		1			1
DISCOVERY AT HOME, LLC			1	100%	1
GRAND VIEW HOSPITAL			1	100%	1
PRIMARY CARE & PEDIATRICS - SHEPHERSTOWN		1			1
WALGREENS #01398			1	100%	1
Florence Nursing and Rehabilitation Center		1			1
ST GERARD'S COMMUNITY OF CARE		1			1
Valley Center (WV)			1	100%	1
CLEMENT MANOR HEALTH CENTER		1			1
PRIMARY AND URGENT CARE			1	100%	1
CSL PLASMA LAB			1	100%	1
MCH PHYSICIANS GROUP			1	100%	1
VA COMMUNITY BASED CLINIC - LAKE CITY			1	100%	1
1ST MED DOTHAN			1	100%	1
MANHATTAN EYE EAR AND THROAT HOSPITAL		1			1
777 URGENT CARE			1	100%	1
MEDEXPRESS URGENT CARE, MOSSIDE		1			1
ManorCare Yeadon		1			1
SPARTANBURG REGIONAL MEDICAL CENTER			1	100%	1
RCP OF MEMORIAL WEST			1	100%	1
C A R E S		1			1
INDIANA STATE DEPARTMENT OF HEALTH CLINIC MICROBIOLOGY		1			1
WEST VIRGINIA UNIVERSITY HOSPITALS			1	100%	1
STAMFORD HOSPITAL			1	100%	1
FAIRVIEW HOSPITAL			1	100%	1
BROADWAY HEALTH FLORIDA MEDICAL CLINIC URGENT CARE			1	100%	1
AMERICAN FAMILY CARE - SMYRNA			1	100%	1
HALIFAX HEALTH PRIMARY CARE ORMOND			1	100%	1
CLARKSVILLE HEALTH SYSTEM			1	100%	1
FHPG SURGICAL ASSOCIATES OF EAST PASCO			1	100%	1
FLORIDA HEALTH CARE MEDICAL GROUP		1			1
SIGNATURE CARE COLLEGE STATION			1	100%	1
Port Orange Nursing And Rehab Center			1	100%	1
Advanced Rehabilitation of Vernon		1			1
MEDEXPRESS URGENT CARE - HADLEY		1			1
ORLANDO PHYSICIAN NETWORK		1			1
TEXAS HEALTH ARLINGTON MEMORIAL		1			1

COVID-19: testing by laboratory

Data through Mar 12, 2021 verified as of Mar 13, 2021 at 09:25 AM

Data in this report are provisional and subject to change.

The numbers in the table below represent the number of Florida and non-Florida residents for whom test results were received by the Department of Health. A person can be tested by more than one laboratory and can have both positive and negative results. **Therefore, the sum of the numbers in each column will be larger than the total number of people tested.**

Reporting lab	Inconclusive	Negative	Positive	Percent positive	Total
Senatobia Healthcare & Rehab		1			1
SUMMER PLACE NURSING & REHABILITATION		1			1
ULTIMATE KIDNEY CARE			1	100%	1
PERRY COUNTY NURSING HOME		1			1
OMAHA VA MEDICAL CENTER			1	100%	1
White River Health Care Center		1			1
FALKVILLE HEALTHCARE		1			1
EUGENE T FINAN, MD			1	100%	1
PEDRO MENENDEZ HEALTH CENTER AT ST JOHNS			1	100%	1
TEXAS HEALTH ARLINGTON MEMORIAL HOSPITAL			1	100%	1
GENESSEE COUNTY HEALTH DEPARTMENT		1			1
REELFOOT FAMILY WALK-IN CLINIC		1			1
RANDOLPH COUNTY HEALTH & REHABILITATIO		1			1
Kroger 699 - The Little Clinic Smyrna		1			1
CVS MA957POCT WEST SPRINGFIELD		1			1
SIMPLY HEALTHCARE AND WELLNESS CLINIC, PC			1	100%	1
PUBLIX PHARMACY #1114			1	100%	1
OMC PRIMARY CARE - HOSPITAL CAMPUS			1	100%	1
MEDSTAR HEALTH URGENT CARE			1	100%	1
Heartland Health Care Center Jacksonville			1	100%	1
EVEZIA DIAGNOSTICS			1	100%	1
BELLMORE PEDIATRICS		1			1
Greencroft Goshen		1			1
KIDS CARE PEDIATRICS PA			1	100%	1
SUNSHINE PEDIATRICS OF LUTz			1	100%	1
BETHESDA DIALYSIS			1	100%	1
LAS PALMAS MEDICAL CENTER			1	100%	1
UUHC - REDSTONE HEALTH CENTER LABORATORY			1	100%	1
CARENOW LAKE WORTH			1	100%	1
SUNCOAST FAMILY MEDICAL ASSOCIATES			1	100%	1
LYSTER MAIN LAB, FT RUCKER		1			1
RED BUG LAKE ROAD OVIEDO COVID			1	100%	1
Kroger 531 - The Little Clinic Waterville		1			1
NORTH FLORIDA FAMILY MEDICINE			1	100%	1
B2 URGENT CARE			1	100%	1
HOLYCROSS URGENT CARE AND IMAGING CENTER		1			1
TOMAH VAMC			1	100%	1
CVS MA2600POCT WEYMOUTH			1	100%	1
PEDIATRIC URGENT CARE CENTR OF FORT WORTH-LA GRAN			1	100%	1
NEW YORK CITY DEPARTMENT OF HEALTH			1	100%	1
BETHESDA HEALTH PHYSICIANS GROUP		1			1
TRAFALGAR DIALYSIS			1	100%	1
VENICE REGIONAL BAYFRONT HEALTH			1	100%	1
MED BAR LLC		1			1
AVERA ST. MARY'S HOSPITAL			1	100%	1
FLORIDA CLINICAL RESEARCH CENTER, LLC			1	100%	1

COVID-19: testing by laboratory

Data through Mar 12, 2021 verified as of Mar 13, 2021 at 09:25 AM

Data in this report are provisional and subject to change.

The numbers in the table below represent the number of Florida and non-Florida residents for whom test results were received by the Department of Health. A person can be tested by more than one laboratory and can have both positive and negative results. **Therefore, the sum of the numbers in each column will be larger than the total number of people tested.**

Reporting lab	Inconclusive	Negative	Positive	Percent positive	Total
PINEBROOK CARE AND REHABILITATION CENTER			1	100%	1
Kroger 63 - The Little Clinic Glassford Hill Rd		1			1
JOHNSON & JOHNSON VISION CARE-VISTAKON			1	100%	1
BIOMERIEUX			1	100%	1
CLEVELAND CLINIC OHIO LABORATORIES			1	100%	1
WASHINGTONVILLE PHARMACY INC		1			1
CHOTA COMMUNITY HEALTH SERVICES		1			1
AURORA MEDICAL CENTER-KENOSHA			1	100%	1
CONCENTRA - TAMPA EAST		1			1
CROZER-CHESTER MEDICAL CENTER			1	100%	1
FLORIDA KEYS PED AND ADOLES CTR			1	100%	1
STATE OF CALIFORNIA DOH SERVICES			1	100%	1
SOUTHERN HILLS MEDICAL CENTER			1	100%	1
CTMD MEDICAL CENTER, PA			1	100%	1
LIFELINK TRANSPLANT INSTITUTE LAB			1	100%	1
TITUSVILLE CENTER FOR SURGICAL EXCELLENCE LLC		1			1
STEPHENS COUNTY HOSPITAL			1	100%	1
SOUTHWESTERN STATE HOSPITAL LABORATORY			1	100%	1
SOMA MEDICAL CENTER PA #3 PALOMINO			1	100%	1
PATHOLOGY		1			1
CVS OH3329POCT LAKEWOOD		1			1
EASTSIDE URGENT CARE			1	100%	1
HUMC		1			1
SANTA ROSA PEDIATRICS			1	100%	1
BLAKE AT PENSACOLA OPERATION CO, LLC, THE			1	100%	1
Acts Manor House		1			1
INTERNAL MEDICINE GROUP OF CENTRAL FLORIDA			1	100%	1
UABC			1	100%	1
STONECREST MEDICAL CENTER		1			1
MINUTECLINIC, LLC #07876			1	100%	1
Hawthorne House		1			1
TRUMAN MEDICAL CENTER - HOSPITAL HILL			1	100%	1
SIGNATURE CARE MEMORIAL CITY			1	100%	1
CVS HEALTH, #5962		1			1
CAROLINAS HEALTHCARE SYSTEM LAB			1	100%	1
ALPHA CLINICAL LABORATORY CORP.			1	100%	1
DSI LABORATORIES-NAPLES-7TH			1	100%	1
CVS CT692POCT NORTH HAVEN		1			1
MEDCOR CORPORATE CLINIC			1	100%	1
WEST CARVER MEDICAL ASSOCIATES		1			1
CVS AZ69POCT PEORIA		1			1
Kroger 433 - The Little Clinic Atoka		1			1
Broomall Manor		1			1
WALGREENS #15291		1			1
SPECIALTY DRUG TESTING			1	100%	1
Newton Wellesley Center for Alzheimer's Care		1			1

COVID-19: testing by laboratory

Data through Mar 12, 2021 verified as of Mar 13, 2021 at 09:25 AM

Data in this report are provisional and subject to change.

The numbers in the table below represent the number of Florida and non-Florida residents for whom test results were received by the Department of Health. A person can be tested by more than one laboratory and can have both positive and negative results. **Therefore, the sum of the numbers in each column will be larger than the total number of people tested.**

Reporting lab	Inconclusive	Negative	Positive	Percent positive	Total
Glen Oaks Health and REhabilitation		1			1
SKR MEDICAL ADVISORS		1			1
KANA MEDICAL			1	100%	1
FAIRFIELD MEDICAL CENTER			1	100%	1
ST JOHNS MEDICAL CENTER		1			1
NORTHSIDE FAMILY MEDICINE		1			1
COLONIAL VILLA GOOD SAMARITAN CENTER		1			1
Carington Park			1	100%	1
MARYLAND DEPARTMENT OF HEALTH AND MENTAL HYGIENE-LABORATORIES			1	100%	1
HEALTHPARTNERS HUDSON CLINIC			1	100%	1
REGIONAL MEDICAL LABORATORY			1	100%	1
FIU HEALTH CARE CENTER			1	100%	1
CORDOVA FAMILY PRACTICE			1	100%	1
SHAMRA MEDICAL LABORATORY			1	100%	1
EDGAR PRICE FAMILY & CHILDREN HEALTHCARE CENTER			1	100%	1
EASTSIDE MEDICAL CLINIC		1			1
SKY RIDGE MEDICAL CENTER - MICRO			1	100%	1
PAMC MICRO LAB			1	100%	1
FLORIDA CLINICAL LABORATORY INC DBA			1	100%	1
FLAGLER MEDICAL ASSOCIATES PA			1	100%	1
AMERICA'S ER SITE 002 LLC			1	100%	1
Miller Health Care Center			1	100%	1
WESTEX URGENT CARE, PLLC			1	100%	1
ORLANDO HEALTH MEDICAL GROUP			1	100%	1
ROCKLEDGE HEALTH & REHABILITATION CENTER			1	100%	1
HALIFAX HEALTH PRIMARY CARE			1	100%	1
CVS TX3702POCT KATY		1			1
CARENOW MIDTOWN			1	100%	1
CITRONELLE HEALTH AND REHABILITATION CENTER		1			1
SUMMIT DETOX INC			1	100%	1
MEDCOR INC			1	100%	1
RED HOOK FAMILY PRACTICE		1			1
ADVENTHEALTH MEDICAL GROUP INTERNAL MEDICINE AT MILLS			1	100%	1
ADVENTHEALTH PHYSICIAN GROUP – APPLEWOOD			1	100%	1
CLEVELAND CLINIC OUTPATIENT LABORATORY			1	100%	1
SANTA MONICA CA-UCLA MC			1	100%	1
PENSACOLA PATHOLOGY		1			1
SOUTHWESTERN VERMONT MEDICAL CENTER			1	100%	1
CHILDRENS SPECIALIST PEDIATRIC PULMOMOLOGY &			1	100%	1
ST. JOHN HOSPITAL & MEDICAL CENTER			1	100%	1
KIOSK MEDICINE OF KENTUCKY LLC		1			1
SV MOBILE HEALTH			1	100%	1
The Friendly Home		1			1
Gulf Coast health and Rehabilitation, LLC		1			1
HILTON HEAD HOSPITAL/INPATIENT			1	100%	1
MISSION HOSPITAL – MEMORIAL CAMPUS			1	100%	1

COVID-19: testing by laboratory

Data through Mar 12, 2021 verified as of Mar 13, 2021 at 09:25 AM

Data in this report are provisional and subject to change.

The numbers in the table below represent the number of Florida and non-Florida residents for whom test results were received by the Department of Health. A person can be tested by more than one laboratory and can have both positive and negative results. **Therefore, the sum of the numbers in each column will be larger than the total number of people tested.**

Reporting lab	Inconclusive	Negative	Positive	Percent positive	Total
CONCORDIA MANOR			1	100%	1
PROMUS DIAGNOSTICS, LLC			1	100%	1
MANOR CARE OF DELRAY BEACH FL LLC		1			1
EPIC CARE PHARMACY		1			1
Fulton County Medical Center Long Term Care			1	100%	1
AUTUMN HOUSE			1	100%	1
TITUSVILLE REHABILITATION AND NURSING CENTER		1			1
MINUTE CLINIC DIAGNOSTIC PA			1	100%	1
MED CHOICE CENTER OF NORTH MIAMI			1	100%	1
MEDICAL CLINIC OF HOUSTON			1	100%	1
QLABS			1	100%	1
SPHERE DX			1	100%	1
SACRED HEART HOSPITAL NURSING			1	100%	1
ST. LUKES HOSPITAL			1	100%	1
UNIVERSITY OF TOLEDO MEDICAL CENTER			1	100%	1
Kingston Care Center of Fort Wayne		1			1
BSA PHYSICIANS GROUP, INC D/B/A BSA FAMILY MEDICAL			1	100%	1
VILLAGES HEALTH SYSTEM, LLC, THE			1	100%	1
The Evangelical Lutheran Good Samaritan Society Prescott Village		1			1
CVS OH3306POCT AKRON		1			1
SOUTHEAST MISSOURI HOSPITAL		1			1
GARDEN VIEW CARE CENTER		1			1
CENTRAL JERSEY URGENT CARE OF GREEN BR		1			1
BOCA CIEGA CENTER			1	100%	1
Kroger 907 - The Little Clinic Holland		1			1
WATERTOWN URGENT CARE		1			1
WYOMING COUNTY DEPARTMENT OF HEALTH		1			1
Arbors at Marietta		1			1
EMERSON HOSPITAL LABORATORY			1	100%	1
SPINE & PAIN CONSULTANT PLLC		1			1
URGENT TEAM MANAGEMENT OF TENNESSEE, L			1	100%	1
ADVANCE MD CARE			1	100%	1
ENZO LABS INC			1	100%	1
Kroger 970 - The Little Clinic Westfield			1	100%	1
OCEANVIEW NURSING AND REHABILITAION CENTER			1	100%	1
Heritage Health of Peru			1	100%	1
EAST COAST INSTITUTE FOR RESEARCH LLC			1	100%	1
Keller Landing Center		1			1
CVS MA1875POCT ASHLAND			1	100%	1
Longwood Community Living Center		1			1
CARE STATION MEDICAL GROUP		1			1
CHILTON MEDICAL CENTER		1			1
Brookdale Southside			1	100%	1
VA WNYHCS - Buffalo Division			1	100%	1
NHC HealthCare St. Charles		1			1
QUICKCARE HEALTH, INC			1	100%	1

COVID-19: testing by laboratory

Data through Mar 12, 2021 verified as of Mar 13, 2021 at 09:25 AM

Data in this report are provisional and subject to change.

The numbers in the table below represent the number of Florida and non-Florida residents for whom test results were received by the Department of Health. A person can be tested by more than one laboratory and can have both positive and negative results. **Therefore, the sum of the numbers in each column will be larger than the total number of people tested.**

Reporting lab	Inconclusive	Negative	Positive	Percent positive	Total
BUFFALO VAMC			1	100%	1
BROOKDALE FORT MYERS LAKES PARK			1	100%	1
SYCAMORE MEDICAL CENTER-KETTERING HEALTH NETWORK			1	100%	1
ORANGE PEDIATRICS PA			1	100%	1
BLANCHARD VALLEY HOSPITAL LABORATORY			1	100%	1
EXPRESS WALK IN MEDICAL CENTER			1	100%	1
SAN JOSE CLINIC		1			1
KINGWOOD EMERGENCY CENTER			1	100%	1
LABORATORIO BUENA SALUD			1	100%	1
ST LUKE LUTHERAN HOME		1			1
C V S / PHARMACY #4396		1			1
BLACKBERRY CENTER, THE		1			1
ATHENA PLASTIC SURGERY		1			1
ORDRS, INC.			1	100%	1
MID-FLORIDA CANCER CENTERS		1			1
Eagle Point Health Care Center		1			1
DIGNITY HEALTH GOHEALTH		1			1
BEST CARE COMMUNITY AND FAMILY HEALTH CENTER INC			1	100%	1
RIVERSIDE PEDIATRIC GROUP, INC		1			1
BATESVILLE - SHERWOOD URGENT CARE			1	100%	1
Alden North Shore			1	100%	1
Woodstock Nursing and Rehabilitation Center		1			1
MEMORIAL HOSPITAL OF TAMPA			1	100%	1
JACK M MATHENY II MD			1	100%	1
CVS KS8573POCT OVERLAND PARK		1			1
SOMA MEDICAL CENTER PA #2 OAKLAND			1	100%	1
URGENT CARE OF FORT LAUDERDALE INC			1	100%	1
CVS NV5286POCT HENDERSON		1			1
ELAN MANATEE			1	100%	1
Village Crest Center for Health & Rehabilitation		1			1
CVS IL2297652CV CHICAGO		1			1
Maple Lane Nursing Home		1			1
INTERNAL MEDICINE ASSOCIATES		1			1
CVS NE5714POCT OMAHA		1			1
COVENANT HEALTH		1			1
ST MARY'S OF SAGINAW		1			1
Kroger 086 - The Little Clinic Broomfield-Sheridan		1			1
BERKSHIRE MEDICAL CENTER			1	100%	1
IMMY LABS			1	100%	1
ATRIA TAMARAC			1	100%	1
Mary Anna Nursing Home		1			1
JUPITER MEDICAL CENTER INC			1	100%	1
Niles Nursing and Rehab. Center		1			1
THE CENTER FOR DISCOVERY		1			1
MINUTECLINIC DIAGNOSTIC OF NH, LLC (CL		1			1
TOXUSALABS DBA CONNECTDX LABS		1			1

COVID-19: testing by laboratory

Data through Mar 12, 2021 verified as of Mar 13, 2021 at 09:25 AM

Data in this report are provisional and subject to change.

The numbers in the table below represent the number of Florida and non-Florida residents for whom test results were received by the Department of Health. A person can be tested by more than one laboratory and can have both positive and negative results. **Therefore, the sum of the numbers in each column will be larger than the total number of people tested.**

Reporting lab	Inconclusive	Negative	Positive	Percent positive	Total
SONORAN DESERT PATHOLOGY			1	100%	1
Seal Rock Healthcare		1			1
TANNER CLINIC			1	100%	1
MEDEXPRESS URGENT CARE - CONWAY		1			1
MEDEXPRESS URGENT CARE - RUSSELLVILLE, W MAIN ST		1			1
FASTMED URGENT CARE			1	100%	1
Erie VAMC		1			1
MAYO MEDICAL LABORATORIES			1	100%	1
BROOKDALE FORT WALTON BEACH			1	100%	1
SAINT JOSEPH'S HOSPITAL AND MEDICAL CENTER		1			1
PALM BEACH DIGESTIVE ASSOCIATES			1	100%	1
ST ANTHONY'S PINELLAS CARE CLINIC			1	100%	1
PM PEDIATRICS PC			1	100%	1
MEDEXPRESS URGENT CARE CHICOPEE			1	100%	1
CSI LABORATORIES FLORIDA			1	100%	1
FORT MYERS NORTH DIALYSIS		1			1
THE CLINIC ON SIXTH			1	100%	1
TITUS REGIONAL MEDICAL CENTER			1	100%	1
PALMETTO BAY MEDICAL CENTER			1	100%	1
MERRILL GARDENS AT CHAMPIONSGATE			1	100%	1
SALEM VAMC		1			1
BRANDON OUTREACH CLINIC			1	100%	1
COASTAL ER IX, PHYSICIANS PREMIER			1	100%	1
Kroger 670 - The Little Clinic Powell		1			1
PANCARE HEALTH - CARR ELEM & MIDDLE SCHOOL			1	100%	1
ST. VINCENT HOSPITAL			1	100%	1
BOCA GENERAL AND FAMILY MEDICINE		1			1
Kroger 717 - The Little Clinic Dolphin Drive			1	100%	1
INDIAN RIDGE		1			1
PULMONARY MEDICINE		1			1
PORTAGE MEDICAL CENTER			1	100%	1
MARTIN ARMY COMMUNITY HOSPITAL			1	100%	1
THE LITTLE CLINIC, LLC			1	100%	1
Ash Flat Healthcare and Rehabilitation Center			1	100%	1
HEALTHALLIANCE HOSPITAL LABORATORY		1			1
FLORIDA MEDICAL CLINIC PA GI			1	100%	1
Kroger 359 - The Little Clinic Bellevue		1			1
SKYRIDGE CLINICAL ASSOCIATES		1			1
BAYFRONT HEAL WOUND CARE AND HYPERBARIC CENTER			1	100%	1
DEERFIELD BEACH REHABILITATION AND NURSING			1	100%	1
MERCY - NORTH IOWA			1	100%	1
GOOD SAMARITAN SOCIETY - DE SMET		1			1
PORTSMOUTH REG. HOSPITAL			1	100%	1
PEACHEALTH LABORATORIES		1			1
KENT		1			1
Kroger 683 - The Little Clinic Foothills Plaza		1			1

COVID-19: testing by laboratory

Data through Mar 12, 2021 verified as of Mar 13, 2021 at 09:25 AM

Data in this report are provisional and subject to change.

The numbers in the table below represent the number of Florida and non-Florida residents for whom test results were received by the Department of Health. A person can be tested by more than one laboratory and can have both positive and negative results. **Therefore, the sum of the numbers in each column will be larger than the total number of people tested.**

Reporting lab	Inconclusive	Negative	Positive	Percent positive	Total
HEALTHCARE AND REHAB OF SANFORD			1	100%	1
Kroger - KRO62000426			1	100%	1
CVS MA507POCT LEOMINSTER			1	100%	1
Good Samaritan Society		1			1
EXCEL URGENT CARE OF NJ			1	100%	1
ATHENS LIMESTONE HOSPITAL		1			1
GARNET HEALTH DOCTORS		1			1
HERNANDO COUNTY HEALTH DEPT			1	100%	1
OAKMONT OF UNION SC, LLC		1			1
Kroger 368 - The Little Clinic Frankfort West		1			1
Victory Health and Rehabilitation			1	100%	1
Kroger 57 - The Little Clinic Jay C Charlestown		1			1
ALLIED PHYSICIANS GROUP		1			1
			1	100%	1
IRA FIALKO DO			1	100%	1
UNITYPOINT HEALTH TRINITY			1	100%	1
PPD CLINICAL RESEARCH UNIT			1	100%	1
Kroger 825 - The Little Clinic Dorothy Lane		1			1
Vi at Aventura		1			1
Kroger 447 - The Little Clinic Lebanon		1			1
A G RHODES HOME AT WESLEY WOODS		1			1
CVS AZ7075POCT CHANDLER		1			1
White Oak Manor - Rock Hill		1			1
CVS IL5797POCT CAROL STREAM		1			1
ST JOHN'S HOME CARE			1	100%	1
MEDEXPRESS-DOVER		1			1
USC VERDUGO HILLS HOSPITAL			1	100%	1
POMPANO BEACH ARTIFICIAL KIDNEY CENTER			1	100%	1
HYDE PARK MEDICAL CENTER		1			1
SANTA CLARA VALLEY MEDICAL CENTER			1	100%	1
MDS PHARMA SERVICES		1			1
CARESPOT - OCOEE			1	100%	1
Spring Gate Rehab and Healthcare Center		1			1
MEDPOST - NORTH DALLAS			1	100%	1
ANMED HEALTH MEDICAL CENTER			1	100%	1
Tremont Health & Rehabilitation Center		1			1
BEACHSIDE DETOX		1			1
HARDEN DIALYSIS		1			1
LOUIS A JOHNSON VAMC		1			1
PCG MOLECULAR			1	100%	1
Brookcrest Nursing Home		1			1
ST JOHNS EPISCOPAL HOSPITAL SOUTH SHORE		1			1
SHARON REGIONAL MEDICAL CENTER			1	100%	1
ROAN MOUNTAIN MEDICAL CENTER			1	100%	1
DIGNITY HEALING LLC			1	100%	1
COLUMBIA CREST CARE & RAHAB		1			1

COVID-19: testing by laboratory

Data through Mar 12, 2021 verified as of Mar 13, 2021 at 09:25 AM

Data in this report are provisional and subject to change.

The numbers in the table below represent the number of Florida and non-Florida residents for whom test results were received by the Department of Health. A person can be tested by more than one laboratory and can have both positive and negative results. **Therefore, the sum of the numbers in each column will be larger than the total number of people tested.**

Reporting lab	Inconclusive	Negative	Positive	Percent positive	Total
WILLOWBROOKE COURT AT MATTHEWS GLEN		1			1
THE CHILDREN'S HOSPITAL OF PHILADELPHIA		1			1
LAB PLUS, LLC			1	100%	1
Ramsey Village		1			1
ADVENT HEALTH - OWASA			1	100%	1
NORTH SHORE HEMATOLOGY-ONCOLOGY ASSOCI		1			1
PRIORITY CARE LLC			1	100%	1
ACCESS MEDICAL GROUP OF TAMPA INC			1	100%	1
PROGENESIS INC			1	100%	1
Kroger 523 - The Little Clinic Dickson			1	100%	1
CORNERSTONE DRUG AND GIFT INC		1			1
GEORGETOWN URGENT CARE			1	100%	1
UPMC NORTHWEST HOSPITAL			1	100%	1
SUPREME MEDICAL GROUP PLLC			1	100%	1
Waddell Nursing & Rehab Center		1			1
NORTH FLORIDA CHILD DEVELOPMENT, INC			1	100%	1
Manassas Health & Rehab			1	100%	1
Ravenwood Speciality Care		1			1
MOSAIC MEDICAL CENTER MARYVILLE			1	100%	1
MARTIN MEM FAMILY CARE AT ST LUCIE W			1	100%	1
FOUNDATION LABORATORY			1	100%	1
Kroger 395 - The Little Clinic Blanchester		1			1
Baypoint Healthcare Center			1	100%	1
WVU MEDICINE - WESTON			1	100%	1
FIRST CARE WALK IN CLINIC LLC			1	100%	1
SUMMERFIELD PAIN MANAGEMENT			1	100%	1
PHYSICIANS ASSOCIATES PA			1	100%	1
Kroger 805 - The Little Clinic Lewis Center		1			1
KISSIMMEE HOME TRAINING		1			1
ST MICHAEL'S ELITE MEDICAL HOSPITAL			1	100%	1
Community Compassion Center of Batesville			1	100%	1
Falmouth By The Sea			1	100%	1
MEDEXPRESS URGENT CARE-MEADVILLE			1	100%	1
Signature Healthcare of Fort Wayne		1			1
MID FLORIDA BIOLOGICALS			1	100%	1
BETHESDA HOSPITAL			1	100%	1
QC LABORATORY			1	100%	1
MED-LAKE LABORATORY			1	100%	1
PT&J REHAB LLC		1			1
VIRGINIA UROLOGY		1			1
SHP WESTCHESTER LLC		1			1
Home Health Care Clinic		1			1
NEW ERA COMMUNITY HEALTH CENTER LLC		1			1
Granville Center		1			1
MODERN URGENT CARE			1	100%	1
BEAUMONT REFERENCE LABORATORY			1	100%	1

COVID-19: testing by laboratory

Data through Mar 12, 2021 verified as of Mar 13, 2021 at 09:25 AM

Data in this report are provisional and subject to change.

The numbers in the table below represent the number of Florida and non-Florida residents for whom test results were received by the Department of Health. A person can be tested by more than one laboratory and can have both positive and negative results. **Therefore, the sum of the numbers in each column will be larger than the total number of people tested.**

Reporting lab	Inconclusive	Negative	Positive	Percent positive	Total
SYNERGENE LABORATORY			1	100%	1
KIDSVILLE PEDIATRICS III PA			1	100%	1
PLEASANT RIDGE MANOR WEST		1			1
INHEALTH LIFE SCIENCES LLC			1	100%	1
MARYWOOD NURSING CARE CENTER		1			1
Kroger 838 - The Little Clinic Fairborn		1			1
OPTIMAL MEDICINE INC		1			1
Kroger 698 - The Little Clinic 14th Street/Bell		1			1
WINDMOOR HEALTHCARE			1	100%	1
SOUTHWEST REGIONAL PCR LABORATORY			1	100%	1
CATERPILLAR INC - MIAMI DISTRIBUTION CENTER			1	100%	1
VISTA DEL SOL MED ASSOC		1			1
PALM SPRINGS GENERAL HOSPITAL			1	100%	1
NORWALK HOSPITAL			1	100%	1
PUTNAM CO HOSPITAL-D/B/A ASBURY TOWERS		1			1
Bivins Pointe			1	100%	1
El Paso Health Care Center			1	100%	1
STERLING HOUSE OF PORT ORANGE		1			1
Walgreens #3661		1			1
PHYSICIANS PRIMARY CARE LEHIGH PEDS			1	100%	1
EXCEPTIONAL EMERGENCY CENTER			1	100%	1
LAKE LURE HEALTH CENTER			1	100%	1
WELLNOW URGENT CARE-OSWEGO			1	100%	1
WALGREENS #15369		1			1
COMMUNITY			1	100%	1
BETHESDA HOSPITAL EAST BLOOD GAS LAB			1	100%	1
ULTIMATE ANALYSIS LABORATORY			1	100%	1
UNIVERSITY OF FLORIDA			1	100%	1
ASHLEY CLINICAL DIAGNOSTIC LABORATORY			1	100%	1
ROYAL PALM PEDIATRICS			1	100%	1
DEL PRADO MEDICAL CENTER, INC		1			1
SUNCOAST BEHAVIORAL HEALTH CENTER			1	100%	1
LAMARQUE DIALYSIS			1	100%	1
AMERICAN FAMILY CARE URGENT CARE		1			1
Maplewood of Cheshire County		1			1
ADVANCED RESEARCH AND DIAGNOSTIC LABORATORY UNIVERSITY OF MINNESOTA			1	100%	1
UHS BINGHAMTON GENERAL			1	100%	1
NSPIRE HEALTHCARE PLANTATION			1	100%	1
CERMAK HEALTH SERVICES			1	100%	1
CHILDREN'S NATIONAL MEDICAL CENTER			1	100%	1
FREEPORT ER DOX URGENT CARE		1			1
POETS WALK SARASOTA			1	100%	1
LIFE CARE CENTER OF GWINNETT		1			1
SHANNON CLARK OD, PA			1	100%	1
AAA MEDICAL TESTING			1	100%	1
SANFORD HOME		1			1

COVID-19: testing by laboratory

Data through Mar 12, 2021 verified as of Mar 13, 2021 at 09:25 AM

Data in this report are provisional and subject to change.

The numbers in the table below represent the number of Florida and non-Florida residents for whom test results were received by the Department of Health. A person can be tested by more than one laboratory and can have both positive and negative results. **Therefore, the sum of the numbers in each column will be larger than the total number of people tested.**

Reporting lab	Inconclusive	Negative	Positive	Percent positive	Total
TARRANT MEDICAL ASSOCIATES			1	100%	1
PEDIATRIC ASSOCIATES - DORAL			1	100%	1
SYNERGY DIALYSIS INC			1	100%	1
EMPLOYEE WELLNESS PA			1	100%	1
TAYLOR COUNTY HEALTH DEPARTMENT			1	100%	1
COURTLAND TERRACE		1			1
A.G. Rhodes		1			1
BOND COUNTY HEALTH DEPARTMENT			1	100%	1
DIMMIT REGIONAL HOSPITAL			1	100%	1
Shoreline Care Center			1	100%	1
NEVADA DEPARTMENT OF HEALTH AND HUMAN SERVICES			1	100%	1
Wildwood Healthcare		1			1
SACRED HEART HEALTH SYSTEM- MIDWIFE PROGRAM			1	100%	1
Walgreens #12153		1			1
THE EMORY CLINIC			1	100%	1
The Center at Centennial			1	100%	1
Kroger 705 - The Little Clinic Richmond		1			1
AURORA CONSOLIDATED LABORATORY			1	100%	1
JAX FAMILY CARE		1			1
ANDERSON FAMILY MEDICINE			1	100%	1
VISTA LAKE ASSISTED LIVING			1	100%	1
Brown Nursing Home		1			1
Le Roy Village Green		1			1
HEALTHFORCE PARTNERS INC			1	100%	1
ORCHID TERRACE		1			1
Kroger 390 - The Little Clinic North College Hill		1			1
CAPSTONE REHABILITATION AND HEALTHCARE		1			1
FAMILY MEDICINE AT CELEBRATION		1			1
CHI ST VINCENT LITTLE ROCK DIAGNOSTIC CLINIC			1	100%	1
AFFILIATED LABORATORIES INC			1	100%	1
Dexter Health Care		1			1
POINTE MEDICAL SERVICES INC			1	100%	1
ABE'S GARDEN/PARK MANOR APARTMENTS		1			1
Wetumpka Health and Rehab, LLC		1			1
EXAC CARE CROSSVILLE		1			1
BIOMAT ORLANDO		1			1
MOUNT ST MARYS HOSPITAL OF NIAGARA FALLS			1	100%	1
INFECTION CONTROL DEPT			1	100%	1
HEALTHCARE FOR THE HOMELESS			1	100%	1
Oakland Nursing and Rehabilitation Center		1			1
SOUTHWEST FLORIDA DIVISION LAB			1	100%	1
FLORIDA DEPARTMENT OF HEALTH PALM BEACH COUNTY			1	100%	1
CVS AZ10529POCT SCOTTSDALE		1			1
Jacaranda Manor			1	100%	1
DAVENPORT DIALYSIS CENTER		1			1
KNAPP MEDICAL GROUP			1	100%	1

COVID-19: testing by laboratory

Data through Mar 12, 2021 verified as of Mar 13, 2021 at 09:25 AM

Data in this report are provisional and subject to change.

The numbers in the table below represent the number of Florida and non-Florida residents for whom test results were received by the Department of Health. A person can be tested by more than one laboratory and can have both positive and negative results. **Therefore, the sum of the numbers in each column will be larger than the total number of people tested.**

Reporting lab	Inconclusive	Negative	Positive	Percent positive	Total
Belvoir Woods Health Care Center at The Fairfax		1			1
Douglas County Health Center		1			1
CVS NM7242POCT ALBUQUERQUE		1			1
WEST BOYNTON DIALYSIS			1	100%	1
CUSTOM SCRIPTS PHARMACY		1			1
STEWART FLORIDA ALF, INC			1	100%	1
TENNOVA ER - SANGO			1	100%	1
SPECTRUM LABORATORY			1	100%	1
MEDEXPRESS URGENT CARE - WESTFIELD, E MAIN ST			1	100%	1
Arch Plaza Nursing and Rehabilitation Center			1	100%	1
Chateau Living Center			1	100%	1
CANDLER HOSPITAL			1	100%	1
THE TOLEDO HOSPITAL			1	100%	1
WINNIFRED ASSISTED LIVING FACILITY INC		1			1
Court House Center		1			1
MEDONE URGENT CARE			1	100%	1
441 URGENT CARE CENTER - BROWNWOOD			1	100%	1
BROOKSHIRE, THE			1	100%	1
SANFORD LABORATORIES WATERTOWN			1	100%	1
RIVERSIDE MEDICAL CENTER		1			1
FLAGLER PROFESSIONAL HEALTH CARE SERVICES INC		1			1
Heartland of Perrysburg		1			1
BAPTIST MEDICAL PLAZA AT WESTCHESTER			1	100%	1
NEMOURS CHILDREN HOSPITAL			1	100%	1
LITTLE FALLS HOSPITAL LABORATORY		1			1
TFH HOME HEALTH INC			1	100%	1
CONTINENTAL HOME HEALTH CARE INC			1	100%	1
MISSISSIPPI VALLEY REGIONAL BLOOD CENTER			1	100%	1
LIBERTY URGENT CARE			1	100%	1
BEAUMONT HOSPITAL			1	100%	1
Hillside Manor Rehabilitation and Extended Care Center		1			1
ALLEGANY COUNTY DEPARTMENT OF HEALTH		1			1
METROPOLITAN			1	100%	1
LabCorp L#09258295 M#09258285			1	100%	1
SUN CLINICAL LABORATORIES			1	100%	1
CVS AZ7263POCT PHOENIX		1			1
MORSELIFE HOME CARE INC			1	100%	1
Community Care Center of Heritage House, LLC			1	100%	1
Rehab Select of Talladega		1			1
ER NEAR ME HULEN		1			1
SURGERY CENTER, THE			1	100%	1
PREMIUM HOME HEALTH CARE INC			1	100%	1
OHSU LABORATORY SERVICES		1			1
FLORIDA HOME HEALTH			1	100%	1
JACKSON MADISON CO. GEN. HOSPITAL			1	100%	1
HUNEYCUTT FAMILY PRACTICE			1	100%	1

COVID-19: testing by laboratory

Data through Mar 12, 2021 verified as of Mar 13, 2021 at 09:25 AM

Data in this report are provisional and subject to change.

The numbers in the table below represent the number of Florida and non-Florida residents for whom test results were received by the Department of Health. A person can be tested by more than one laboratory and can have both positive and negative results. **Therefore, the sum of the numbers in each column will be larger than the total number of people tested.**

Reporting lab	Inconclusive	Negative	Positive	Percent positive	Total
Total	94,458	17,213,141	2,540,592	13%	19,848,191