

COVID-19: summary of cases and monitoring

Data through Feb 19, 2021 verified as of Feb 20, 2021 at 09:25 AM

Data in this report are provisional and subject to change.

Cases: people with positive PCR or antigen test result

Total cases	1,863,707
Florida residents	1,829,773
Non-Florida residents	33,934

Type of testing

Florida residents	1,829,773
Positive by BPHL/CDC	67,321
Positive by commercial/hospital lab	1,762,452
PCR positive	1,492,000
Antigen positive	337,773
Non-Florida residents	33,934
Positive by BPHL/CDC	847
Positive by commercial/hospital lab	33,087
PCR positive	23,562
Antigen positive	10,372

Characteristics

Florida residents hospitalized	77,654
Florida resident deaths	29,813
Non-Florida resident deaths	526

Hospitalized counts include anyone who was hospitalized at some point during their illness. It does not reflect the number of people currently hospitalized.

More information on deaths identified through death certificate data is available on the National Center for Health Statistics website at www.cdc.gov/nchs/nvss/vsrr/COVID19/index.htm.

Cases: people with positive PCR or antigen test result

Risk factors for Florida residents

Traveled	14,583
Contact with a known case	700,353
Traveled and contact with a known case	19,924
Neither	1,094,913
No travel and no contact	211,792
Travel is unknown	642,794
Contact is unknown	401,320
Contact is pending	419,762

Travel can be unknown and contact can be unknown or pending for the same case, these numbers will sum to more than the "neither" total.

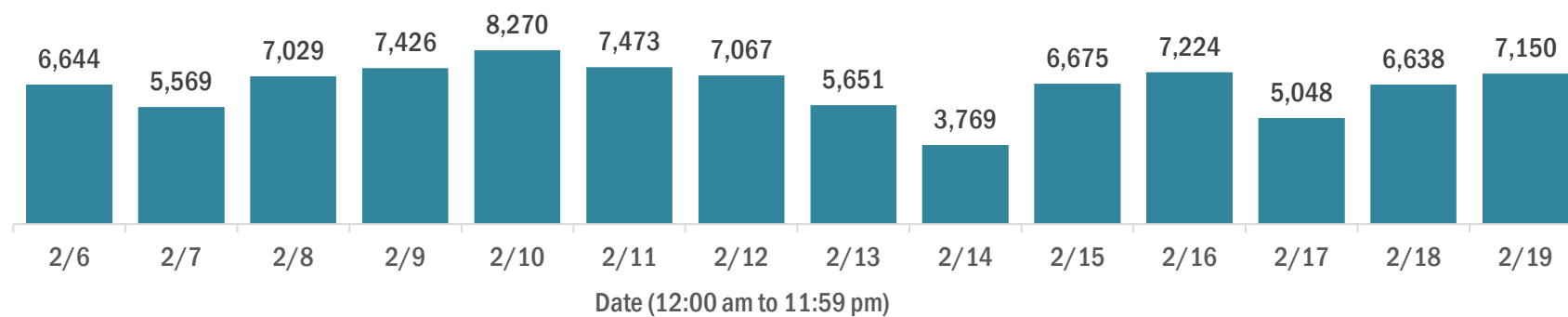
COVID-19: summary of laboratory testing

Data through Feb 19, 2021 verified as of Feb 20, 2021 at 09:25 AM

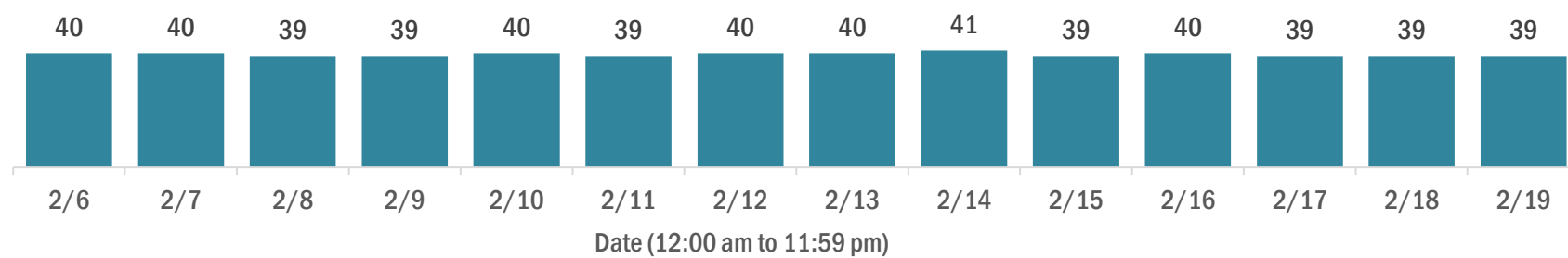
Data in this report are provisional and subject to change.

Cases in Florida residents per day for the past 2 weeks

Number of cases per day



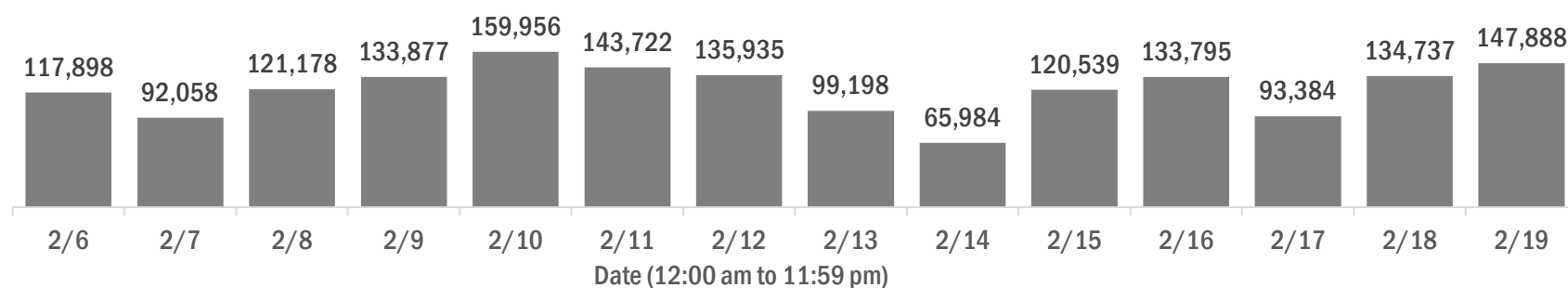
Median age of cases by day



Laboratory testing for Florida residents over the past 2 weeks

Number of Florida residents tested per day

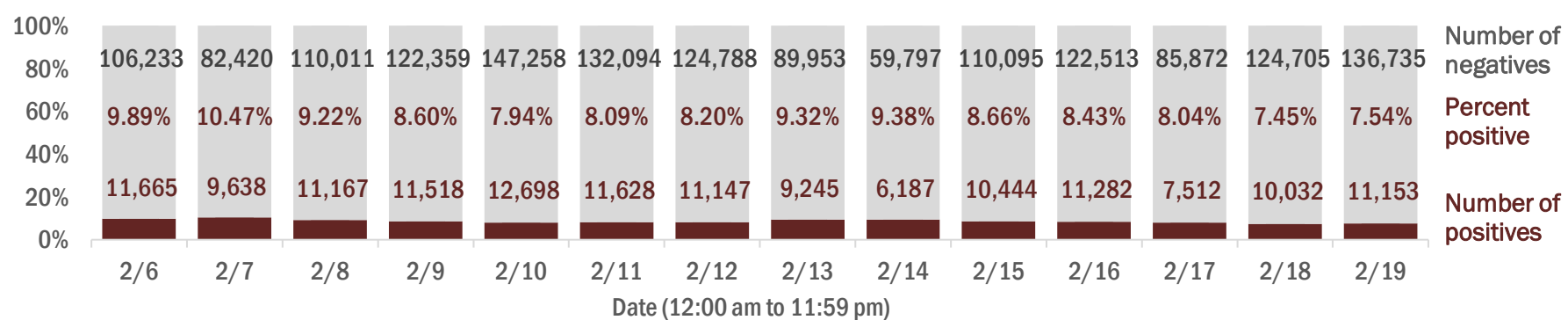
These counts include the number of people for whom the Department received PCR or antigen laboratory results by day. People tested on multiple days will be included for each day a new result was received. A person is only counted once for each day they are tested, regardless of whether multiple specimens are tested or multiple results are received.



Number and percent of Florida residents with positive test results

The percent of positive results ranged from 7.45% to 10.47% over the past 2 weeks and was 7.54% yesterday.

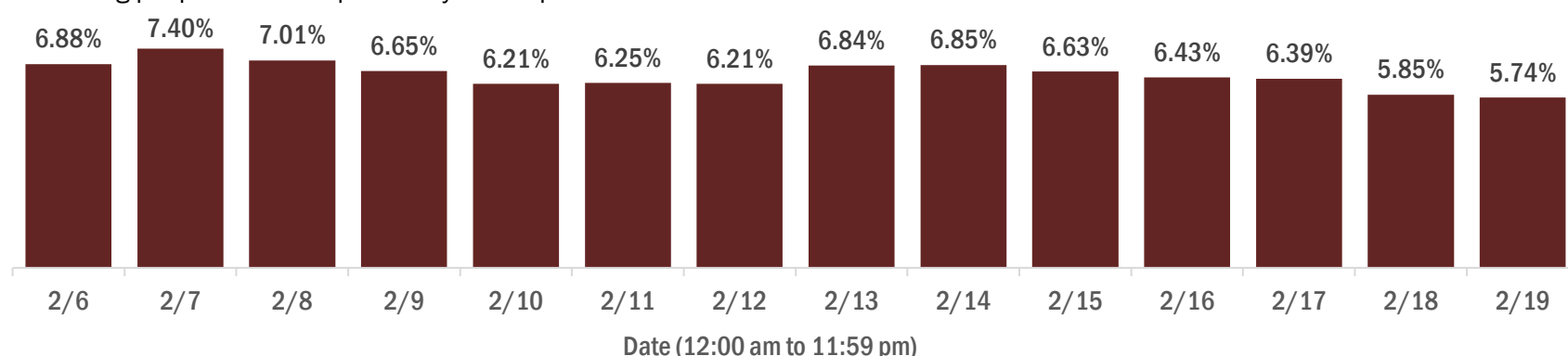
These counts include the number of people for whom the Department received PCR or antigen laboratory results by day. People tested on multiple days will be included for each day a new result was received. A person is only counted once for each day they are tested, regardless of whether multiple specimens are tested or multiple results are received. If a person has a positive specimen and a negative specimen in the same day, only the positive result is counted.



Percent positivity for new cases in Florida residents

The percent of positive results ranged from 5.74% to 7.40% over the past 2 weeks and was 5.74% yesterday.

This percent is the number of people who test PCR- or antigen-positive for the first time divided by all the people tested that day, excluding people who have previously tested positive.



COVID-19: characteristics of 1,829,773 Florida resident cases

Data through Feb 19, 2021 verified as of Feb 20, 2021 at 09:25 AM

Data in this report are provisional and subject to change.

Age group	Cases	Hospitalizations	Deaths
0-4 years	35,822	2% 508	1% 0
5-14 years	110,886	6% 478	1% 5
15-24 years	281,342	15% 1,910	2% 39
25-34 years	318,466	17% 3,775	5% 152
35-44 years	283,120	15% 5,691	7% 446
45-54 years	278,961	15% 8,817	11% 1,114
55-64 years	241,275	13% 13,091	17% 3,150
65-74 years	153,020	8% 16,221	21% 6,325
75-84 years	85,187	5% 16,170	21% 9,098
85+ years	40,445	2% 10,988	14% 9,484
Unknown	1,249	0% 5	0% 0
Total	1,829,773	77,654	29,813

Gender	Cases
Female	956,539 52%
Male	859,694 47%
Unknown	13,540 1%
Total	1,829,773

Ethnicity	Cases	Hospitalizations	Deaths
Hispanic	579,025 32%	19,763 25%	6,874 23%
Non-Hispanic	872,252 48%	54,007 70%	20,841 70%
Unknown	378,496 21%	3,884 5%	2,098 7%
Total	1,829,773	77,654	29,813

Race and ethnicity	Cases	Hospitalizations	Deaths
White	1,017,456 56%	50,506 65%	21,664 73%
Hispanic	385,936 21%	13,977 18%	5,395 18%
Non-Hispanic	554,206 30%	34,916 45%	15,228 51%
Unknown	77,314 4%	1,613 2%	1,041 3%
Black	241,379 13%	16,135 21%	4,735 16%
Hispanic	13,907 1%	673 1%	191 1%
Non-Hispanic	206,911 11%	15,116 19%	4,369 15%
Unknown	20,561 1%	346 0%	175 1%
Other race	271,056 15%	8,758 11%	2,457 8%
Hispanic	136,810 7%	4,636 6%	1,111 4%
Non-Hispanic	92,391 5%	3,718 5%	1,133 4%
Unknown	41,855 2%	404 1%	213 1%
Unknown race	299,882 16%	2,255 3%	957 3%
Hispanic	42,372 2%	477 1%	177 1%
Non-Hispanic	18,744 1%	257 0%	111 0%
Unknown	238,766 13%	1,521 2%	669 2%
Total	1,829,773	77,654	29,813

Hospitalization counts include anyone who was hospitalized at some point during their illness. It does not reflect the number of people currently hospitalized. **Other race** includes any person with a race of American Indian/Alaskan native, Asian, native Hawaiian/Pacific Islander, or other.

COVID-19: deaths in Florida residents and staff of long-term care facilities

Data through Feb 19, 2021 verified as of Feb 20, 2021 at 09:25 AM

Data in this report are provisional and subject to change.

For current cases in residents or staff of long-term care facilities, please visit: <https://floridahealthcovid19.gov/>

County	Deaths		County	Deaths		County	Deaths	
Palm Beach	995	10%	Martin	152	1%	Gilchrist	17	0%
Dade	977	9%	Hernando	145	1%	Calhoun	15	0%
Pinellas	845	8%	Osceola	133	1%	Gadsden	15	0%
Broward	617	6%	Charlotte	127	1%	Wakulla	15	0%
Hillsborough	527	5%	Indian River	114	1%	Gulf	14	0%
Polk	406	4%	Clay	112	1%	Bradford	13	0%
Brevard	371	4%	Jackson	85	1%	Washington	13	0%
Duval	371	4%	Leon	85	1%	Baker	12	0%
Sarasota	371	4%	Bay	84	1%	Flagler	12	0%
Orange	362	3%	St. Johns	81	1%	Holmes	10	0%
Lee	328	3%	Highlands	80	1%	Jefferson	10	0%
Volusia	274	3%	Santa Rosa	76	1%	Lafayette	8	0%
Escambia	262	3%	Alachua	60	1%	Franklin	7	0%
Marion	251	2%	Suwannee	56	1%	Levy	7	0%
St. Lucie	227	2%	Columbia	47	0%	Desoto	6	0%
Seminole	215	2%	Sumter	45	0%	Dixie	4	0%
Pasco	214	2%	Putnam	34	0%	Monroe	4	0%
Lake	207	2%	Nassau	32	0%	Taylor	3	0%
Manatee	183	2%	Walton	29	0%	Hardee	2	0%
Collier	182	2%	Hendry	26	0%	Hamilton	1	0%
Citrus	169	2%	Okeechobee	23	0%	Liberty	1	0%
Okaloosa	157	2%	Madison	19	0%	Total	10,345	

Note: cases are summarized by the county of usual residence. Residents and staff may be cases associated with facilities that are not in their county of usual residence, resulting in cases being included below for counties that do not have facilities with known cases.

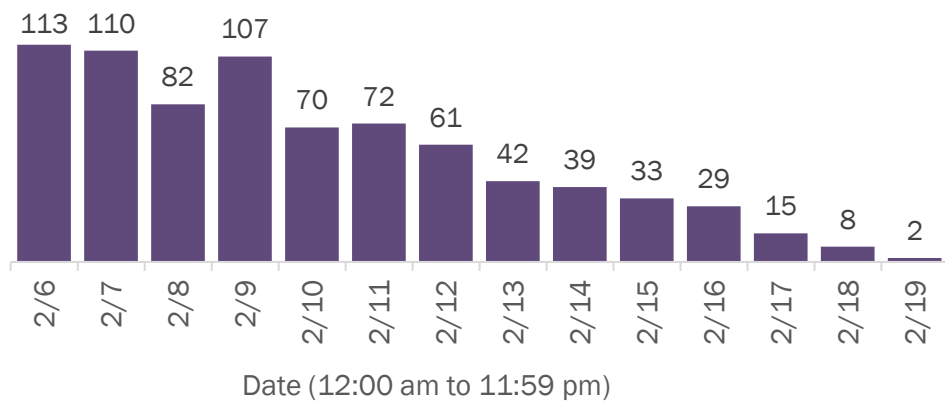
COVID-19: cases in Florida residents who have died

Data through Feb 19, 2021 verified as of Feb 20, 2021 at 09:25 AM

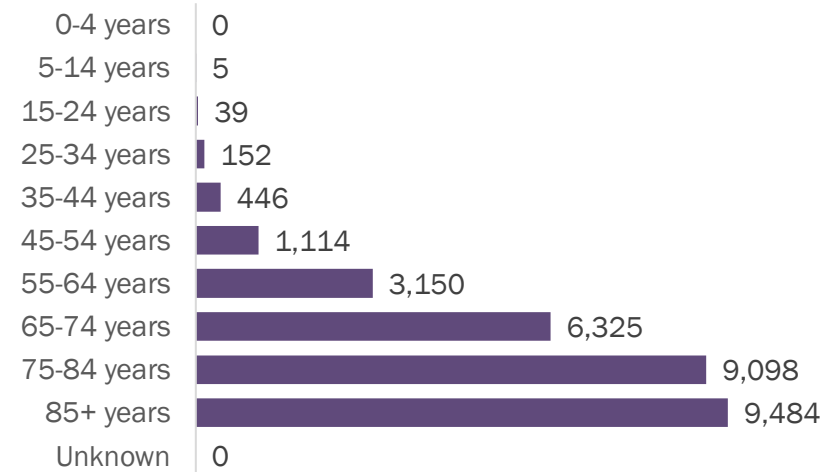
Data in this report are provisional and subject to change.

Demographics for all identified COVID-19 deaths: 29,813

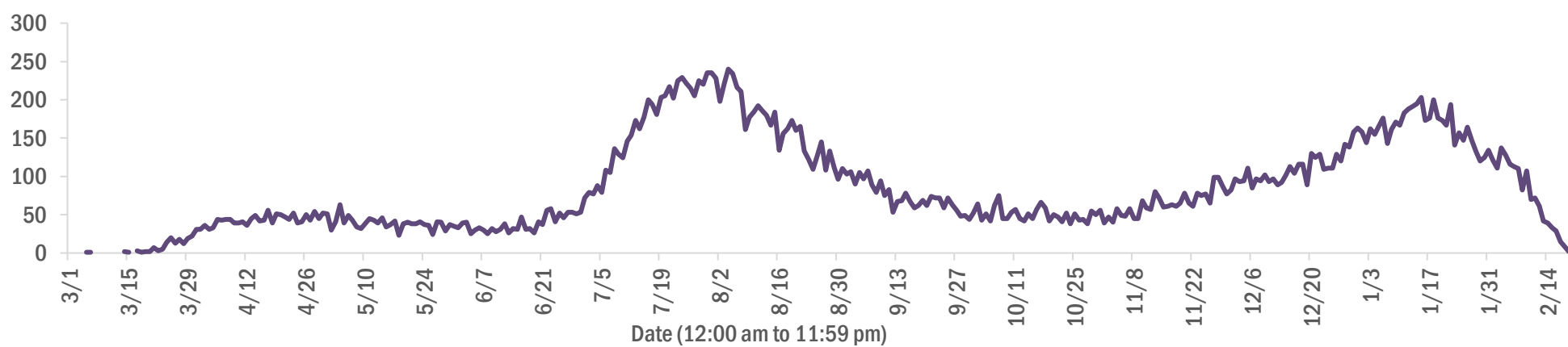
Deaths by date of death for the past 2 weeks



Deaths by age group



Deaths by date of death since March 2020



Age group	Deaths	Cases	Case fatality rate	Mortality rate per 100,000 population
0-4 years	0	35,822	0.0%	0.0
5-14 years	5	110,886	0.0%	0.2
15-24 years	39	281,342	0.0%	1.6
25-34 years	152	318,466	0.0%	5.4
35-44 years	446	283,120	0.2%	17.1
45-54 years	1,114	278,961	0.4%	40.0
55-64 years	3,150	241,275	1.3%	108.9
65-74 years	6,325	153,020	4.1%	260.6
75-84 years	9,098	85,187	10.7%	647.9
85+ years	9,484	40,445	23.4%	1642.2
Unknown	0	1,249	0.0%	
Total	29,813	1,829,773	1.6%	138.0

Race	Deaths	Cases	Case fatality rate	Mortality rate per 100,000 population
Black	4,735	241,379	2.0%	129.5
White	21,664	1,017,456	2.1%	129.7
Other	2,457	271,056	0.9%	197.5
Unknown	957	299,882	0.3%	
Total	29,813	1,829,773	1.6%	138.0

Gender	Deaths	Cases	Case fatality rate	Mortality rate per 100,000 population
Female	13,141	956,539	1.4%	119.0
Male	16,672	859,694	1.9%	157.9
Unknown	0	13,540	0.0%	
Total	29,813	1,829,773	1.6%	138.0

Ethnicity	Deaths	Cases	Case fatality rate	Mortality rate per 100,000 population
Non-Hispanic	20,841	872,252	2.4%	130.9
Hispanic	6,874	579,025	1.2%	121.0
Unknown	2,098	378,496	0.6%	
Total	29,813	1,829,773	1.6%	138.0

COVID-19: characteristics of 1,829,773 cases

Data through Feb 19, 2021 verified as of Feb 20, 2021 at 09:25 AM

Data in this report are provisional and subject to change.

Tables below include cases in Florida residents and non-Florida residents.

All 67 Florida counties have cases:

County	FL resident cases	Non-FL resident cases	Total cases	FL resident deaths	FL death rate	
Dade	396,245	22%	4,892	401,137	5,280	1.3%
Broward	186,955	10%	2,170	189,125	2,324	1.2%
Palm Beach	115,275	6%	1,956	117,231	2,394	2.1%
Orange	110,103	6%	1,475	111,578	1,071	1.0%
Hillsborough	107,743	6%	905	108,648	1,448	1.3%
Duval	86,079	5%	1,407	87,486	1,077	1.3%
Pinellas	63,199	3%	1,586	64,785	1,414	2.2%
Lee	54,632	3%	1,860	56,492	865	1.6%
Polk	55,302	3%	392	55,694	1,107	2.0%
Osceola	35,413	2%	584	35,997	425	1.2%
Volusia	33,126	2%	555	33,681	633	1.9%
Escambia	29,727	2%	3,431	33,158	608	2.0%
Brevard	32,281	2%	574	32,855	722	2.2%
Pasco	32,151	2%	289	32,440	631	2.0%
Manatee	30,405	2%	619	31,024	575	1.9%
Collier	28,630	2%	1,022	29,652	440	1.5%
Leon	27,764	2%	839	28,603	272	1.0%
Marion	26,825	1%	108	26,933	735	2.7%
Seminole	26,333	1%	201	26,534	411	1.6%
Sarasota	25,264	1%	1,190	26,454	715	2.8%
Lake	23,571	1%	332	23,903	541	2.3%
Alachua	21,853	1%	249	22,102	208	1.0%
St. Lucie	21,344	1%	136	21,480	527	2.5%
St. Johns	19,530	1%	269	19,799	185	0.9%
Okaloosa	18,135	1%	188	18,323	319	1.8%
Bay	17,537	1%	686	18,223	333	1.9%
Santa Rosa	16,549	1%	211	16,760	250	1.5%
Clay	16,462	1%	38	16,500	297	1.8%
Hernando	10,872	1%	85	10,957	389	3.6%
Indian River	10,648	1%	91	10,739	256	2.4%
Charlotte	10,339	1%	158	10,497	348	3.4%
Martin	10,113	1%	187	10,300	273	2.7%
Citrus	9,476	1%	75	9,551	382	4.0%
Sumter	7,669	0%	78	7,747	226	2.9%
Columbia	7,549	0%	36	7,585	154	2.0%

County	FL resident cases	Non-FL resident cases	Total cases	FL resident deaths	FL death rate	
Nassau	7,163	0%	416	7,579	107	1.5%
Highlands	7,019	0%	68	7,087	297	4.2%
Walton	6,188	0%	709	6,897	82	1.3%
Jackson	5,798	0%	62	5,860	146	2.5%
Putnam	5,758	0%	17	5,775	119	2.1%
Flagler	5,692	0%	70	5,762	86	1.5%
Monroe	5,372	0%	303	5,675	44	0.8%
Gadsden	5,355	0%	16	5,371	81	1.5%
Suwannee	5,050	0%	27	5,077	125	2.5%
Hendry	4,234	0%	18	4,252	67	1.6%
Desoto	3,652	0%	17	3,669	72	2.0%
Okeechobee	3,462	0%	37	3,499	70	2.0%
Unknown	366	0%	3,049	3,415	0	0.0%
Baker	3,246	0%	15	3,261	54	1.7%
Wakulla	3,124	0%	12	3,136	51	1.6%
Bradford	2,796	0%	13	2,809	49	1.8%
Levy	2,795	0%	9	2,804	32	1.1%
Hardee	2,743	0%	13	2,756	28	1.0%
Taylor	2,602	0%	6	2,608	41	1.6%
Washington	2,575	0%	20	2,595	41	1.6%
Holmes	2,129	0%	31	2,160	43	2.0%
Madison	1,930	0%	26	1,956	39	2.0%
Gulf	1,816	0%	23	1,839	36	2.0%
Union	1,726	0%	1	1,727	70	4.1%
Calhoun	1,598	0%	3	1,601	39	2.4%
Lafayette	1,578	0%	0	1,578	24	1.5%
Hamilton	1,536	0%	17	1,553	21	1.4%
Dixie	1,454	0%	3	1,457	19	1.3%
Jefferson	1,368	0%	22	1,390	22	1.6%
Gilchrist	1,380	0%	4	1,384	31	2.2%
Franklin	1,243	0%	30	1,273	13	1.0%
Liberty	1,035	0%	1	1,036	14	1.4%
Glades	891	0%	2	893	15	1.7%
Total	1,829,773	33,934	1,863,707	29,813	1.6%	

COVID-19: characteristics of 1,829,773 Florida resident cases

Data through Feb 19, 2021 verified as of Feb 20, 2021 at 09:25 AM

Data in this report are provisional and subject to change.

The table below includes the cities and counties of residence for cases in Florida residents based on the patient's ZIP Code. Note that city is not always received as part of the initial notification and may be missing while the case is being investigated.

City and county	Cases
Miami, Dade	229,683
Orlando, Orange	81,625
Jacksonville, Duval	80,890
Tampa, Hillsborough	63,111
Hialeah, Dade	56,054
Fort Lauderdale, Broward	40,324
Hollywood, Broward	35,816
West Palm Beach, Palm Beach	28,243
Kissimmee, Osceola	27,398
Tallahassee, Leon	26,788
Pensacola, Escambia	24,701
Naples, Collier	24,149
Homestead, Dade	23,775
Saint Petersburg, Pinellas	23,322
Fort Myers, Lee	21,574
Bradenton, Manatee	19,857
Ocala, Marion	19,824
Boca Raton, Palm Beach	19,436
Lakeland, Polk	19,251
Pompano Beach, Broward	18,263
Gainesville, Alachua	17,406
Sarasota, Sarasota	15,591
Port Saint Lucie, St. Lucie	14,043
Lake Worth, Palm Beach	14,023
Cape Coral, Lee	13,784
Clearwater, Pinellas	12,427
Miami Beach, Dade	12,326
Miramar, Broward	12,210
Boynton Beach, Palm Beach	11,191
Panama City, Bay	11,157
Doral, Dade	10,828
Coral Springs, Broward	10,649
Saint Augustine, St. Johns	10,506
Miami Gardens, Dade	10,421
Melbourne, Brevard	9,461
Winter Haven, Polk	9,334
Delray Beach, Palm Beach	8,741
Lehigh Acres, Lee	8,549
Vero Beach, Indian River	8,177
Riverview, Hillsborough	8,168
Davie, Broward	8,078
Milton, Santa Rosa	8,032
New Port Richey, Pasco	7,462
Palm Bay, Brevard	7,379
Sunrise, Broward	7,337
Fort Pierce, St. Lucie	7,159
Coral Gables, Dade	7,104
Saint Cloud, Osceola	6,946
Largo, Pinellas	6,916
Lake City, Columbia	6,889
Daytona Beach, Volusia	6,834
Orange Park, Clay	6,735
Apopka, Orange	6,703
Spring Hill, Hernando	6,498
Plantation, Broward	6,325
Clermont, Lake	6,247
North Miami Beach, Dade	6,243
Davenport, Polk	6,230
Brandon, Hillsborough	6,154

COVID-19: characteristics of 1,829,773 Florida resident cases

Data through Feb 19, 2021 verified as of Feb 20, 2021 at 09:25 AM

Data in this report are provisional and subject to change.

The table below includes the cities and counties of residence for cases in Florida residents based on the patient's ZIP Code. Note that city is not always received as part of the initial notification and may be missing while the case is being investigated.

City and county	Cases
Weston, Broward	5,848
Plant City, Hillsborough	5,840
Jupiter, Palm Beach	5,816
Sanford, Seminole	5,812
Deltona, Volusia	5,684
Deerfield Beach, Broward	5,466
Winter Garden, Orange	5,339
Port Charlotte, Charlotte	5,087
Fort Walton Beach, Okaloosa	5,049
Tamarac, Broward	5,019
Crestview, Okaloosa	4,825
Palm Coast, Flagler	4,803
Stuart, Martin	4,792
Wesley Chapel, Pasco	4,701
Coconut Creek, Broward	4,572
Land O Lakes, Pasco	4,568
Palm Beach Gardens, Palm Beach	4,549
Margate, Broward	4,465
Deland, Volusia	4,458
Palmetto, Manatee	4,447
Winter Park, Orange	4,399
Palm Harbor, Pinellas	4,387
Oviedo, Seminole	4,305
Wellington, Palm Beach	4,300
Miami Lakes, Dade	4,254
Opa Locka, Dade	4,084
Altamonte Springs, Seminole	4,034
Middleburg, Clay	4,003
Live Oak, Suwannee	3,940
Port Orange, Volusia	3,922
Haines City, Polk	3,913
Lutz, Hillsborough	3,900
Venice, Sarasota	3,818
North Port, Sarasota	3,804
Brooksville, Hernando	3,798
Punta Gorda, Charlotte	3,765
Sebring, Highlands	3,762
Ocoee, Orange	3,747
Leesburg, Lake	3,736
Valrico, Hillsborough	3,723
Hallandale, Broward	3,694
The Villages, Sumter	3,630
Saint Johns, St. Johns	3,624
Pembroke Pines, Broward	3,554
Arcadia, Desoto	3,550
Ormond Beach, Volusia	3,473
Bonita Springs, Lee	3,472
Okeechobee, Okeechobee	3,451
Seminole, Pinellas	3,426
Navarre, Santa Rosa	3,411
Zephyrhills, Pasco	3,347
Immokalee, Collier	3,212
Windermere, Orange	3,199
Pinellas Park, Pinellas	3,188
Longwood, Seminole	3,176
Gulf Breeze, Santa Rosa	3,127
North Lauderdale, Broward	3,115
Ruskin, Hillsborough	3,048
North Miami, Dade	3,022

COVID-19: characteristics of 1,829,773 Florida resident cases

Data through Feb 19, 2021 verified as of Feb 20, 2021 at 09:25 AM

Data in this report are provisional and subject to change.

The table below includes the cities and counties of residence for cases in Florida residents based on the patient's ZIP Code. Note that city is not always received as part of the initial notification and may be missing while the case is being investigated.

City and county	Cases
Niceville, Okaloosa	3,009
Cantonment, Escambia	2,999
Cocoa, Brevard	2,985
Panama City Beach, Bay	2,858
Quincy, Gadsden	2,845
Jacksonville Beach, Duval	2,842
Crawfordville, Wakulla	2,803
Lake Worth Beach, Palm Beach	2,800
Key West, Monroe	2,757
Cutler Ridge, Dade	2,752
Casselberry, Seminole	2,690
Palatka, Putnam	2,668
Hudson, Pasco	2,665
Bartow, Polk	2,655
Dade City, Pasco	2,637
Port Richey, Pasco	2,627
Fernandina Beach, Nassau	2,610
Green Cove Springs, Clay	2,571
North Fort Myers, Lee	2,545
Oakland Park, Broward	2,519
Titusville, Brevard	2,487
Lake Mary, Seminole	2,459
Kissimmee, Polk	2,457
Perry, Taylor	2,448
Ponte Vedra Beach, St. Johns	2,447
Winter Springs, Seminole	2,440
Auburndale, Polk	2,434
Aventura, Dade	2,348
Lake Wales, Polk	2,340
Marianna, Jackson	2,327
Lynn Haven, Bay	2,327
Merritt Island, Brevard	2,322
New Smyrna Beach, Volusia	2,321
Tarpon Springs, Pinellas	2,299
Inverness, Citrus	2,271
Clewiston, Hendry	2,236
Belle Glade, Palm Beach	2,193
Fleming Island, Clay	2,188
Eustis, Lake	2,126
Santa Rosa Beach, Walton	2,116
Royal Palm Beach, Palm Beach	2,100
Parkland, Broward	2,080
Wimauma, Hillsborough	2,079
Estero, Lee	2,055
Cooper City, Broward	2,044
Dunedin, Pinellas	2,043
Loxahatchee, Palm Beach	2,011
Chipley, Washington	2,007
Defuniak Springs, Walton	2,002
Holiday, Pasco	1,940
Rockledge, Brevard	1,898
Sarasota, Manatee	1,889
Key Biscayne, Dade	1,882
Starke, Bradford	1,881
Labelle, Hendry	1,878
Destin, Okaloosa	1,874
Parrish, Manatee	1,821
Mount Dora, Lake	1,821
Avon Park, Highlands	1,814

COVID-19: characteristics of 1,829,773 Florida resident cases

Data through Feb 19, 2021 verified as of Feb 20, 2021 at 09:25 AM

Data in this report are provisional and subject to change.

The table below includes the cities and counties of residence for cases in Florida residents based on the patient's ZIP Code. Note that city is not always received as part of the initial notification and may be missing while the case is being investigated.

City and county	Cases
Odessa, Hillsborough	1,804
Palm City, Martin	1,792
Mulberry, Polk	1,787
Tavares, Lake	1,765
Riviera Beach, Palm Beach	1,738
Summerfield, Marion	1,695
Seffner, Hillsborough	1,690
Yulee, Nassau	1,679
Groveland, Lake	1,594
Wauchula, Hardee	1,593
Macclenny, Baker	1,585
Pinecrest, Dade	1,576
Mayo, Lafayette	1,551
Maitland, Orange	1,533
Coconut Grove, Dade	1,532
Bonifay, Holmes	1,530
Callahan, Nassau	1,511
Sebastian, Indian River	1,504
Lithia, Hillsborough	1,501
Orange City, Volusia	1,498
Carol City, Dade	1,496
Ponte Vedra, St. Johns	1,479
Crossings, Dade	1,468
Missing, Dade	1,467
Homosassa, Citrus	1,427
Crystal River, Citrus	1,425
Lady Lake, Lake	1,420
Palmetto Bay, Dade	1,397
Lake Butler, Union	1,338
Dania, Broward	1,334
Pace, Santa Rosa	1,331
Lake Placid, Highlands	1,323
Madison, Madison	1,289
Atlantic Beach, Duval	1,282
Sun City Center, Hillsborough	1,281
Gibsonton, Hillsborough	1,279
Dover, Hillsborough	1,260
Florida City, Dade	1,259
Biscayne Park, Dade	1,256
Monticello, Jefferson	1,253
Oldsmar, Pinellas	1,246
Hobe Sound, Martin	1,226
Dunnellon, Marion	1,225
Indiantown, Martin	1,208
Alachua, Alachua	1,205
Graceville, Jackson	1,197
Edgewater, Volusia	1,197
Apollo Beach, Hillsborough	1,196
Palm Springs, Palm Beach	1,183
Debary, Volusia	1,152
Century, Escambia	1,137
Belleview, Marion	1,137
North Palm Beach, Palm Beach	1,114
Lantana, Palm Beach	1,093
Newberry, Alachua	1,092
South Miami, Dade	1,083
Lecanto, Citrus	1,061
Havana, Gadsden	1,054
El Portal, Dade	1,044

COVID-19: characteristics of 1,829,773 Florida resident cases

Data through Feb 19, 2021 verified as of Feb 20, 2021 at 09:25 AM

Data in this report are provisional and subject to change.

The table below includes the cities and counties of residence for cases in Florida residents based on the patient's ZIP Code. Note that city is not always received as part of the initial notification and may be missing while the case is being investigated.

City and county	Cases
Hilliard, Nassau	1,041
Williston, Levy	1,024
Blountstown, Calhoun	1,016
Jasper, Hamilton	1,011
Beverly Hills, Citrus	1,005
Safety Harbor, Pinellas	1,003
Ellenton, Manatee	997
Freeport, Walton	994
Jensen Beach, Martin	984
Satellite Beach, Brevard	958
Trenton, Gilchrist	940
Wewahitchka, Gulf	940
Sanderson, Baker	933
Lauderhill, Broward	927
Wildwood, Sumter	925
Keystone Heights, Clay	913
Everglades National Park, Dade	898
Hernando, Citrus	885
Nokomis, Sarasota	880
Mary Esther, Okaloosa	880
Wilton Manors, Broward	873
Englewood, Charlotte	872
Fellsmere, Indian River	870
Frostproof, Polk	864
Port Saint Joe, Gulf	847
Fisher Island, Dade	847
Bushnell, Sumter	845
Polk City, Polk	843
Key Largo, Monroe	840
Dunnellon, Citrus	837
Moore Haven, Glades	835
Coleman, Sumter	825
Medley, Dade	819
Shalimar, Okaloosa	811
Bristol, Liberty	802
Lauderdale Lakes, Broward	792
Cross City, Dixie	790
Pahokee, Palm Beach	772
South Bay, Palm Beach	765
Marco Island, Collier	742
Cocoa Beach, Brevard	727
Glen Saint Mary, Baker	723
Fort Meade, Polk	722
High Springs, Alachua	719
Chattahoochee, Gadsden	714
Uleta, Dade	703
Olympia Heights, Dade	702
Chiefland, Levy	699
Minneola, Lake	689
Englewood, Sarasota	687
Indialantic, Brevard	684
Sorrento, Lake	684
Interlachen, Putnam	681
Crescent City, Putnam	680
Trinity, Pasco	679
Coral, Dade	679
Thonotosassa, Hillsborough	677
Miramar Beach, Walton	676
Spring Hill, Pasco	659

COVID-19: characteristics of 1,829,773 Florida resident cases

Data through Feb 19, 2021 verified as of Feb 20, 2021 at 09:25 AM

Data in this report are provisional and subject to change.

The table below includes the cities and counties of residence for cases in Florida residents based on the patient's ZIP Code. Note that city is not always received as part of the initial notification and may be missing while the case is being investigated.

City and county	Cases
Lawtey, Bradford	652
Fruitland Park, Lake	651
Bowling Green, Hardee	644
Marathon, Monroe	634
Southwest Ranches, Broward	634
Jacksonville, St. Johns	632
Fort Myers Beach, Lee	619
Old Town, Dixie	612
Lake Alfred, Polk	609
Umatilla, Lake	609
Fort White, Columbia	606
Neptune Beach, Duval	603
West Melbourne, Brevard	593
Baker, Okaloosa	557
Silver Springs, Marion	546
Sneads, Jackson	542
Bronson, Levy	541
Belle Isle, Orange	532
Clearwater Beach, Pinellas	531
Carrabelle, Franklin	521
South Daytona, Volusia	521
Jay, Santa Rosa	517
Palm Beach, Palm Beach	515
Weeki Wachee, Hernando	514
Gulfport, Pinellas	505
Sweetwater, Dade	482
Hawthorne, Alachua	477
Mascotte, Lake	473
Cottdale, Jackson	470
Bunnell, Flagler	466
Citra, Marion	457
Molino, Escambia	456
Midway, Gadsden	455
Zolfo Springs, Hardee	453
Surfside, Dade	449
Oakland, Orange	449
Rotunda West, Charlotte	444
East Palatka, Putnam	444
Oxford, Sumter	442
Florida State University, Leon	437
Melbourne Beach, Brevard	424
Myakka City, Manatee	423
Youngstown, Bay	422
Cape Canaveral, Brevard	418
Ocklawaha, Marion	415
Altha, Calhoun	415
Branford, Suwannee	409
Apalachicola, Franklin	407
Tavernier, Monroe	403
Bell, Gilchrist	403
Mims, Brevard	401
Flagler Beach, Flagler	395
Centerville, Leon	395
Dundee, Polk	395
Celebration, Osceola	393
Indian Harbour Beach, Brevard	393
Alva, Lee	385
Bal Harbour, Dade	374
Archer, Alachua	369

COVID-19: characteristics of 1,829,773 Florida resident cases

Data through Feb 19, 2021 verified as of Feb 20, 2021 at 09:25 AM

Data in this report are provisional and subject to change.

The table below includes the cities and counties of residence for cases in Florida residents based on the patient's ZIP Code. Note that city is not always received as part of the initial notification and may be missing while the case is being investigated.

City and county	Cases
Haverhill, Palm Beach	363
Hastings, St. Johns	360
Raiford, Union	356
De Leon Springs, Volusia	355
Eagle Lake, Polk	353
Webster, Sumter	351
Floral City, Citrus	341
Osprey, Sarasota	339
Grand Ridge, Jackson	333
West Miami, Dade	329
Greenville, Madison	318
Lake Park, Palm Beach	318
Holly Hill, Volusia	316
Pierson, Volusia	313
Jennings, Hamilton	311
Tequesta, Palm Beach	310
Vernon, Washington	310
Malone, Jackson	309
Ave Maria, Collier	304
Grand Island, Lake	303
Satsuma, Putnam	300
Chuluota, Seminole	299
Eastpoint, Franklin	297
Montverde, Lake	296
Indian Rocks Beach, Pinellas	288
Gotha, Orange	288
Westville, Holmes	287
Laurel Hill, Okaloosa	284
Lehigh, Lee	283
Bryceville, Nassau	282
Elkton, St. Johns	280
Sebastian, Brevard	280
Melrose, Putnam	279
Alafaya, Orange	274
Reddick, Marion	274
Kenneth City, Pinellas	271
Malabar, Brevard	266
Greenwood, Jackson	265
Valparaiso, Okaloosa	265
Fort McCoy, Marion	265
O Brien, Suwannee	263
Anthony, Marion	258
Winter Park, Seminole	258
Ponce De Leon, Holmes	256
San Antonio, Pasco	255
Lake Panasoffkee, Sumter	249
Belleair, Pinellas	245
Geneva, Seminole	239
Morriston, Levy	237
South Pasadena, Pinellas	232
Greenacres, Palm Beach	231
Missing, Volusia	228
Edgewood, Orange	227
Inlet Beach, Walton	226
Sanibel, Lee	226
Southport, Bay	223
Lee, Madison	220
Gretna, Gadsden	219
Hosford, Liberty	218

COVID-19: characteristics of 1,829,773 Florida resident cases

Data through Feb 19, 2021 verified as of Feb 20, 2021 at 09:25 AM

Data in this report are provisional and subject to change.

The table below includes the cities and counties of residence for cases in Florida residents based on the patient's ZIP Code. Note that city is not always received as part of the initial notification and may be missing while the case is being investigated.

City and county	Cases
Fountain, Bay	217
White Springs, Hamilton	213
Kindred, Osceola	213
Missing, Orange	211
Weirsdale, Marion	210
Eglin Air Force Base, Okaloosa	208
Fern Park, Seminole	206
Wellborn, Suwannee	204
Hallandale Beach, Broward	204
Longboat Key, Manatee	201
University Of Central Fl, Orange	200
Mcdavid, Escambia	197
Bay Harbor Islands, Dade	196
Saint James City, Lee	191
Mcalpin, Suwannee	185
Holt, Okaloosa	184
Azalea Park, Orange	183
Islamorada, Monroe	181
Lakewood Ranch, Manatee	181
Sopchoppy, Wakulla	181
Holmes Beach, Manatee	178
Micanopy, Alachua	177
Altoona, Lake	177
The Villages, Marion	177
Alford, Jackson	177
Astatula, Lake	177
Howey-In-The-Hills, Lake	176
Juno Beach, Palm Beach	176
Babson Park, Polk	171
Zellwood, Orange	170
Poinciana, Polk	170
Madeira Beach, Pinellas	166
Atlantis, Palm Beach	163
Lauderdale By The Sea, Broward	162
The Villages, Lake	162
Mangonia Park, Palm Beach	157
Caryville, Washington	156
University Of Miami, Dade	155
Summerland Key, Monroe	151
Center Hill, Sumter	150
Bokeelia, Lee	149
Odessa, Pasco	149
Lake Helen, Volusia	149
Viera, Brevard	148
Lockhart, Orange	146
Pomona Park, Putnam	145
Rocky Point, Hillsborough	142
Bay Lake, Orange	141
Oak Hill, Volusia	140
Clair-Mel City, Hillsborough	138
Hiwassee, Orange	138
Golden Beach, Dade	137
University Of Fl, Alachua	136
Citrus Springs, Citrus	136
Osteen, Volusia	136
Ponce Inlet, Volusia	135
Hypoluxo, Palm Beach	133
Grant-Valkaria, Brevard	133
Hollister, Putnam	132

COVID-19: characteristics of 1,829,773 Florida resident cases

Data through Feb 19, 2021 verified as of Feb 20, 2021 at 09:25 AM

Data in this report are provisional and subject to change.

The table below includes the cities and counties of residence for cases in Florida residents based on the patient's ZIP Code. Note that city is not always received as part of the initial notification and may be missing while the case is being investigated.

City and county	Cases
Carrollwood, Hillsborough	126
Baldwin, Duval	125
Sumterville, Sumter	124
Cutler Bay, Dade	124
Hampton, Bradford	122
Apopka, Seminole	122
Lutz, Pasco	121
San Mateo, Putnam	121
Clarksville, Calhoun	119
Matlacha, Lee	117
Steinhatchee, Taylor	116
Christmas, Orange	116
Inglis, Levy	116
Cloud Lake, Palm Beach	115
Lady Lake, Sumter	115
Kendall, Dade	113
Big Pine Key, Monroe	113
Paisley, Lake	113
Placida, Charlotte	112
Lake Hamilton, Polk	111
Buena Ventura Lakes, Osceola	103
Panacea, Wakulla	102
Belleair Beach, Pinellas	101
Callaway, Bay	101
University Of Central Florida, Orange	100
Temple Terrace, Hillsborough	99
Seville, Volusia	99
Lamont, Jefferson	99
Dinsmore, Duval	99
South Fort Myers, Lee	97
Hurlburt Field, Okaloosa	96
Tierra Verde, Pinellas	96
Brooker, Bradford	96
Canal Point, Palm Beach	94
Florahome, Putnam	93
West Park, Broward	93
Astor, Lake	93
Harmony, Osceola	91
Waldo, Alachua	91
Missing, Lee	91
Bascom, Jackson	89
Lighthouse Point, Broward	89
Florida Gulf Coast Univ, Lee	87
Barry University, Dade	87
Barefoot Bay, Brevard	86
Fruit Cove, St. Johns	85
Missing, St. Johns	85
Tyndall Air Force Base, Bay	85
Pinetta, Madison	84
Maitland, Seminole	84
Cedar Key, Levy	84
University Of South Florida, Hillsborough	84
Saint Leo, Pasco	83
Lorida, Highlands	81
Missing, Marion	81
Dania Beach, Broward	80
Bradenton Beach, Manatee	79
Crystal Beach, Pinellas	79
F M, Lee	78

COVID-19: characteristics of 1,829,773 Florida resident cases

Data through Feb 19, 2021 verified as of Feb 20, 2021 at 09:25 AM

Data in this report are provisional and subject to change.

The table below includes the cities and counties of residence for cases in Florida residents based on the patient's ZIP Code. Note that city is not always received as part of the initial notification and may be missing while the case is being investigated.

City and county	Cases
Kathleen, Polk	77
Ocean Ridge, Palm Beach	74
Palma Ceia, Hillsborough	74
Welaka, Putnam	73
Avon Park, Polk	72
Sunny Isles Beach, Dade	72
City Of Sunrise, Broward	71
Patrick Air Force Base, Brevard	71
Campbellton, Jackson	70
Eatonville, Orange	69
Ochopee, Collier	69
Air Mail Facility, Dade	68
Saint Pete Beach, Pinellas	68
Fort Denaud, Hendry	68
Yalaha, Lake	66
Missing, St. Lucie	64
Greensboro, Gadsden	63
Boca Grande, Lee	63
North Venice, Sarasota	63
Princeton, Dade	63
Stock Island, Monroe	62
Reunion, Osceola	60
Bonita Beach, Lee	58
Destin, Walton	58
Georgetown, Putnam	58
Orlando, Seminole	57
Anna Maria, Manatee	57
Cudjoe Key, Monroe	57
Bellview, Escambia	56
Mexico Beach, Bay	56
North Redington Beach, Pinellas	55
Missing, Santa Rosa	53
Missing, Pinellas	53
Lake Suzy, Desoto	53
Miami, Unknown	52
Micco, Brevard	51
Heathrow, Seminole	51
Ona, Hardee	51
Orlando, Dade	51
Treasure Island, Pinellas	50
Walnut Hill, Escambia	50
Northdale, Hillsborough	50
Felda, Hendry	49
Singer Island, Palm Beach	49
Miami Springs, Dade	48
Okahumpka, Lake	48
Missing, Pasco	48
Miromar Lakes, Lee	47
Cinco Bayou, Okaloosa	47
Aloma, Orange	47
Salt Springs, Marion	47
Palm Beach Shores, Palm Beach	47
Missing, Duval	46
Town N Country, Hillsborough	45
Enterprise, Volusia	44
Missing, Lake	44
Highland City, Polk	44
Terra Ceia, Manatee	44
Orlando, Osceola	44

COVID-19: characteristics of 1,829,773 Florida resident cases

Data through Feb 19, 2021 verified as of Feb 20, 2021 at 09:25 AM

Data in this report are provisional and subject to change.

The table below includes the cities and counties of residence for cases in Florida residents based on the patient's ZIP Code. Note that city is not always received as part of the initial notification and may be missing while the case is being investigated.

City and county	Cases
Waverly, Polk	43
Sewalls Point, Martin	43
Intercession City, Osceola	42
University Of Tampa, Hillsborough	42
Florence Villa, Polk	41
Manalapan, Palm Beach	41
Duette, Manatee	41
Saint Johns, Duval	40
Village Of Wellington, Palm Beach	40
Kenansville, Osceola	40
Eaton Park, Polk	39
Gulf Breeze, Escambia	39
Key Colony Beach, Monroe	39
Orlando, Broward	39
Ebro, Washington	39
Florida International Univ, Dade	39
Missing, Palm Beach	38
Green Acres, Palm Beach	38
Bayonet Point, Pasco	38
Orlando, Volusia	37
Ponte Vedra, Duval	37
Florida A And M University, Leon	37
Village Wellington, Palm Beach	36
Orlando, Polk	35
Lacoochee, Pasco	35
Naranja, Dade	34
Flemington, Marion	34
Highland Beach, Palm Beach	34
Hialeah Gardens, Dade	34
Pasadena, Pinellas	33
Dowling Park, Suwannee	32
Bay Pines, Pinellas	32
Tice, Lee	32
Cortez, Manatee	32
Palm Shores, Brevard	32
Bagdad, Santa Rosa	31
Homeland, Polk	31
Eloise, Polk	31
Lulu, Columbia	31
Miami Shores, Dade	30
Lealman, Pinellas	29
Bonita Springs, Collier	29
Penney Farms, Clay	29
Siesta Key, Sarasota	29
Orlando, Hillsborough	29
Mcintosh, Marion	28
Stetson University, Volusia	28
Bonaventure, Broward	28
Hallandle Beach, Broward	28
Jupiter, Martin	28
Pensacola Beach, Santa Rosa	28
Davenport, Osceola	28
Florida State, Leon	27
Caryville, Holmes	27
Nocatee, Desoto	27
Saint Marks, Wakulla	27
Missing, Seminole	27
Univ Of FI Student Dorms, Alachua	27
South Palm Beach, Palm Beach	27

COVID-19: characteristics of 1,829,773 Florida resident cases

Data through Feb 19, 2021 verified as of Feb 20, 2021 at 09:25 AM

Data in this report are provisional and subject to change.

The table below includes the cities and counties of residence for cases in Florida residents based on the patient's ZIP Code. Note that city is not always received as part of the initial notification and may be missing while the case is being investigated.

City and county	Cases
Miami, Broward	26
Venus, Highlands	26
Lakeshore, Polk	26
Homosassa Springs, Citrus	26
City Of Westlake, Palm Beach	26
Missing, Hillsborough	26
Palmdale, Glades	26
Horseshoe Beach, Dixie	26
North Bay Village, Dade	26
Kinard, Calhoun	26
Tangerine, Orange	25
Bayshore Gardens, Manatee	25
South Miami Heights, Dade	25
Chokoloskee, Collier	25
Indian Lake Estates, Polk	25
Missing, Monroe	25
Fort Lauderdale, Dade	24
Santa Fe, Alachua	24
Poinciana, Osceola	24
Earleton, Alachua	24
Alturas, Polk	24
Labelle, Glades	24
Wekiva Springs, Seminole	23
New Smyrna, Volusia	23
Missing, Escambia	23
Goulds, Dade	23
Balm, Hillsborough	22
Westchase, Hillsborough	22
Tioga, Alachua	22
Ridge Manor, Pasco	22
Pine Hills, Orange	22
La Crosse, Alachua	22
Bradley, Polk	22
Florida Dept Of Corrections, Union	22
Wausau, Washington	22
Yankeetown, Levy	22
Sydney, Hillsborough	22
Long Key, Monroe	22
Sparr, Marion	21
Paxton, Walton	21
Bonifay, Washington	21
Bostwick, Putnam	21
Kissimmee, Orange	21
Hawthorne, Putnam	21
Missing, Broward	21
Archer, Levy	21
Perdido Key, Escambia	21
Orange Lake, Marion	21
Wabasso, Indian River	21
Branford, Lafayette	20
Indian River Shores, Indian River	20
Missing, Manatee	20
Sugarloaf Key, Monroe	20
Pembroke Park, Broward	20
Loughman, Polk	20
Plymouth, Orange	20
Citrus Ridge, Indian River	20
Crystal Springs, Pasco	19
Everglades City, Collier	19

COVID-19: characteristics of 1,829,773 Florida resident cases

Data through Feb 19, 2021 verified as of Feb 20, 2021 at 09:25 AM

Data in this report are provisional and subject to change.

The table below includes the cities and counties of residence for cases in Florida residents based on the patient's ZIP Code. Note that city is not always received as part of the initial notification and may be missing while the case is being investigated.

City and county	Cases
Mango, Hillsborough	19
Little Torch Key, Monroe	19
Laud-By-The-Sea, Broward	19
Sun City, Hillsborough	19
Mexico Beach, Gulf	19
Babcock Ranch, Lee	19
Missing, Citrus	19
Pine Castle, Orange	19
Goodland, Collier	18
Florida International University, Dade	18
Lowell, Marion	18
Hollywood, Dade	18
Parker, Bay	18
Orlando, Palm Beach	18
Westlake, Palm Beach	18
Fort Ogden, Desoto	18
Redington Shores, Pinellas	17
Graceville, Holmes	17
Candler, Marion	17
Jensen Beach, St. Lucie	17
Nichols, Polk	17
Nalcrest, Polk	17
Maxville, Duval	17
High Springs, Gilchrist	16
Gulf Hammock, Levy	16
Shady Hills, Pasco	16
Missing, Collier	16
Jacksonville, Unknown	16
West Panama City Beach, Bay	16
Champions Gate, Polk	16
Orlando, Pinellas	16
Otter Creek, Levy	15
Woodville, Leon	15
Forest City, Orange	15
Lake City, Suwannee	15
Wewahitchka, Calhoun	15
Golden Oak, Orange	15
Lake Buena Vista, Orange	15
Trenton, Levy	15
Tallevast, Manatee	15
Hernando Beach, Hernando	15
Hutchinson Island, St. Lucie	15
White Springs, Columbia	15
Union Park, Orange	15
Gulf Stream, Palm Beach	15
Webster, Hernando	15
Village Of Palmetto Bay, Dade	14
Mount Dora, Orange	14
Copeland, Collier	14
Lakewood Ranch, Sarasota	14
Brooksville, Pasco	14
Missing, Indian River	14
Winter Garden, Lake	14
Murdock, Charlotte	14
Missing, Brevard	13
Wildlight, Nassau	13
Orlando, Brevard	13
Saint George Island, Franklin	13
Trilby, Pasco	13

COVID-19: characteristics of 1,829,773 Florida resident cases

Data through Feb 19, 2021 verified as of Feb 20, 2021 at 09:25 AM

Data in this report are provisional and subject to change.

The table below includes the cities and counties of residence for cases in Florida residents based on the patient's ZIP Code. Note that city is not always received as part of the initial notification and may be missing while the case is being investigated.

City and county	Cases
Daytona Beach Shores, Volusia	13
Hialeah, Unknown	13
Watersound, Walton	13
Buckingham, Lee	13
Belleair Bluffs, Pinellas	13
Orlando, Lake	13
Kingsley Lake, Bradford	13
Laurel Hill, Walton	13
Graham, Bradford	13
Suwannee, Dixie	13
Braden River, Manatee	12
Roseland, Indian River	12
Gonzalez, Escambia	12
Pensacola Beach, Escambia	12
Rosemary Beach, Walton	12
Orlando, Unknown	12
Saint Lucie West, St. Lucie	12
Choctaw Beach, Okaloosa	12
Lake Monroe, Seminole	12
Johns Pass Village, Pinellas	12
Fort Charlotte, Charlotte	12
Unknown, Dade	12
Long Boat Key, Manatee	12
Ramrod Key, Monroe	11
Florida State Univ Admin, Leon	11
Indian Creek Village, Dade	11
Orlando, Leon	11
Wahneta, Polk	11
Durant, Hillsborough	11
Citrus Hills, Citrus	11
Hillsboro Beach, Broward	11
Holder, Citrus	11
Missing, Putnam	11
Mount Plymouth, Lake	11
Passport, Unknown	10
Seacrest, Walton	10
Greenville, Taylor	10
Leisure City, Dade	10
Missing, Bay	10
Orlando, Duval	10
Naples, Lee	10
Steinhatchee, Dixie	10
Missing, Nassau	10
Ozona, Pinellas	10
Missing, Polk	10
Captiva, Lee	10
Eau Gallie, Brevard	10
Deerfield Beach, Palm Beach	10
Grandin, Putnam	10
Telogia, Liberty	10
Deer Island, Lake	10
Alys Beach, Bay	10
Cottdonale, Washington	9
East Lake, Marion	9
Gibsonia, Polk	9
Redington Beach, Pinellas	9
Sea Ranch Lakes, Broward	9
Palma Sola, Manatee	9
Beverly Beach, Flagler	9

COVID-19: characteristics of 1,829,773 Florida resident cases

Data through Feb 19, 2021 verified as of Feb 20, 2021 at 09:25 AM

Data in this report are provisional and subject to change.

The table below includes the cities and counties of residence for cases in Florida residents based on the patient's ZIP Code. Note that city is not always received as part of the initial notification and may be missing while the case is being investigated.

City and county	Cases
Lake Como, Putnam	9
University Park, Manatee	9
Lamont, Madison	9
Lloyd, Jefferson	9
Los Angeles, Dade	9
Forest City, Seminole	9
Haines Creek, Lake	9
Cypress, Jackson	9
Boca Raton, Broward	9
Rubonia, Manatee	9
Missing, Sumter	9
Perrine, Dade	9
Saint Augustine, Duval	9
West Delray Beach, Palm Beach	9
Nobleton, Hernando	9
Grant Valkaria, Brevard	9
Briny Breezes, Palm Beach	9
Dade City, Hernando	9
Missing, Martin	9
Fanning Springs, Gilchrist	9
Missing, Unknown	9
Salem, Taylor	8
Virginia Gardens, Dade	8
Elfers, Pasco	8
Evinston, Alachua	8
Babcock Ranch, Charlotte	8
Umatilla, Marion	8
Seybold, Dade	8
Missing, Okaloosa	8
Fairfield, Marion	8
Ferndale, Lake	8
Fort Walton Beach, Unknown	8
Cross Creek, Alachua	8
Goldenrod, Seminole	8
Ponce De Leon, Walton	8
Innovation, Pasco	8
Jerome, Collier	8
Barberville, Volusia	7
Missing, Clay	7
Missing, Taylor	7
Fort Lauderdale, Unknown	7
Saint Augustine Beach, St. Johns	7
Niceville, Walton	7
Orlando, Alachua	7
Putnam Hall, Putnam	7
Palm City, St. Lucie	7
Aripeka, Pasco	7
Holt, Santa Rosa	7
Maitland, Volusia	7
White City, Gulf	7
Worthington Springs, Union	7
Pine Ridge, Citrus	7
Switzerland, St. Johns	7
University Of Central Fl, Hillsborough	7
Orlando, Pasco	7
Longboat Key, Sarasota	7
Keystone Heights, Bradford	7
Fernandina, Nassau	7
Day, Lafayette	7

COVID-19: characteristics of 1,829,773 Florida resident cases

Data through Feb 19, 2021 verified as of Feb 20, 2021 at 09:25 AM

Data in this report are provisional and subject to change.

The table below includes the cities and counties of residence for cases in Florida residents based on the patient's ZIP Code. Note that city is not always received as part of the initial notification and may be missing while the case is being investigated.

City and county	Cases
Orange Springs, Marion	7
Basinger, Okeechobee	7
Port Saint John, Brevard	7
Orange Park, Duval	7
Lake Butler, Bradford	6
Missing, Flagler	6
Mayport Naval Station, Duval	6
Bradenton, Sarasota	6
Maitland, Osceola	6
Inglis, Citrus	6
Miccosukee, Leon	6
Glenwood, Volusia	6
Pensacola, Unknown	6
Orchid, Indian River	6
Ybor City, Hillsborough	6
Newberry, Gilchrist	6
Duck Key, Monroe	6
Sunny Hills, Washington	6
Orlando, Flagler	6
Orlando, Marion	6
Quail Heights, Dade	6
Punta Gorda, Lee	6
River Ranch, Polk	6
Valkaria, Brevard	6
Indian Shores, Pinellas	6
Missing, Walton	6
Missing, Sarasota	6
Labelle, Lee	6
Eglin, Okaloosa	6
Coco River, Collier	6
Maitland, Hillsborough	6
Grove City, Charlotte	6
Winter Park, Polk	6
Winderemere, Orange	6
Westchester, Dade	5
Port Salerno, Martin	5
Hialeah, Broward	5
Ebro, Bay	5
Bruce, Holmes	5
Scottsmoor, Brevard	5
Miami, Palm Beach	5
Stuart, St. Lucie	5
Pass, Unknown	5
Missing, Leon	5
Milton, Escambia	5
Shady Grove, Taylor	5
Mayport, Duval	5
Inlet Beach, Bay	5
Bayou George, Bay	5
Boynton Beach, Broward	5
Miramar, Dade	5
Miami Gardens, Unknown	5
Kissimmee, Unknown	5
Jacksonville Naval Air Station, Duval	5
Fort Lauderdale, Palm Beach	5
Morrison, Marion	5
PsI, Unknown	5
Pompano Beach, Unknown	5
San Carlos Park, Lee	5

COVID-19: characteristics of 1,829,773 Florida resident cases

Data through Feb 19, 2021 verified as of Feb 20, 2021 at 09:25 AM

Data in this report are provisional and subject to change.

The table below includes the cities and counties of residence for cases in Florida residents based on the patient's ZIP Code. Note that city is not always received as part of the initial notification and may be missing while the case is being investigated.

City and county	Cases
Ocoee, Lake	5
Okeechobee, Martin	5
Orlando, Manatee	5
N/A, Unknown	5
Wakulla Springs, Wakulla	5
Miami Beach, Unknown	5
Anastasia Island, St. Johns	5
Fort Lauderdale, Lee	5
University Of Central Fl, Martin	5
Williston, Marion	5
Seacrest, Bay	4
Sandestin, Walton	4
Point Washington, Walton	4
Pompano Beach, Dade	4
East Rockland Key, Monroe	4
El Jobean, Charlotte	4
Bella Collina, Lake	4
Alys Beach, Walton	4
Naples, Unknown	4
Missing, Alachua	4
Hinsdale, Manatee	4
Weirsdale, Lake	4
Oneco, Manatee	4
Pompano Beach, Palm Beach	4
International Service Center, Dade	4
Indian Rock Beach, Pinellas	4
Hollywood, Unknown	4
Bowling Green, Polk	4
Cypress Gardens, Polk	4
Okeechobee, Osceola	4
Branford, Gilchrist	4
Conch Key, Monroe	4
Cape Haze, Charlotte	4
Clewiston, Palm Beach	4
Sugarloaf, Monroe	4
Clarcona, Orange	4
Lazy Lake, Broward	4
Lamont, Taylor	4
Greenville, Jefferson	4
Deland, Lake	4
Oklawaha, Marion	4
Port Charlotte, Unknown	4
Okeechobee, Glades	4
West Bradenton, Manatee	4
Loxahatchee Groves, Palm Beach	4
Live Oak, Madison	4
Pensacola, Santa Rosa	4
Glen Ridge, Palm Beach	4
Missing, Highlands	4
Coconut Creek, Palm Beach	4
Highland Park, Polk	4
Margate, Unknown	4
Melrose, Bradford	4
Mid Florida, Seminole	4
Ocean Breeze, Martin	4
Pass, Dade	3
Vero Beach, Brevard	3
Los Angeles, Broward	3
Lake Worth, Broward	3

COVID-19: characteristics of 1,829,773 Florida resident cases

Data through Feb 19, 2021 verified as of Feb 20, 2021 at 09:25 AM

Data in this report are provisional and subject to change.

The table below includes the cities and counties of residence for cases in Florida residents based on the patient's ZIP Code. Note that city is not always received as part of the initial notification and may be missing while the case is being investigated.

City and county	Cases
Jacksonville, Dade	3
Brewton, Escambia	3
Apopka, Broward	3
Lake Harbor, Palm Beach	3
Lanark Village, Franklin	3
Maitland, Polk	3
Orem, Palm Beach	3
Pp, Dade	3
Pp, Unknown	3
Woodside, Broward	3
Lynbrook, Broward	3
Miami, Orange	3
Miami Gardens, Broward	3
Immokalee, Lee	3
Lake Geneva, Clay	3
Lake City, Duval	3
Lakeland, Hillsborough	3
Fort Myers, Unknown	3
Hallandale Beach, Unknown	3
Blountstown, Liberty	3
Wildwood, Marion	3
Village Of Golf, Palm Beach	3
Saint Augusaintine Beach, St. Johns	3
Port Saint Lucie, Martin	3
Palm Coast, Volusia	3
Saint Petersburg, Hillsborough	3
Tarpon Springs, Pasco	3
Tampa, Pinellas	3
Tampa Palms, Hillsborough	3
Pineland, Lee	3
Winter Garden, Seminole	3
Clermont, Orange	3
Jacksonville, Clay	3
Marina Del Rey, Dade	3
Laurel, Sarasota	3
Ludlam, Dade	3
Land O Lakes, Hillsborough	3
Lady Lake, Marion	3
Fisher Island, Unknown	3
Jacksonville , Duval	3
Bay Harbor Islands, Unknown	3
Ft Pierce, St. Lucie	3
Milligan, Okaloosa	3
Westville, Walton	3
Coraopolis, Citrus	3
Champions Gate, Osceola	3
Chicago, Lee	3
Bristol, Calhoun	3
Jacksonville, Alachua	3
North Fort Myers, Charlotte	3
Stuart, Palm Beach	3
Sorrento, Orange	3
Cape San Blas, Gulf	3
Crestview, Walton	3
Fernandina Beach, Duval	3
Apopka, Lake	3
Island Grove, Alachua	3
Green Cove Springs, Duval	3
Fpo, Duval	3

COVID-19: characteristics of 1,829,773 Florida resident cases

Data through Feb 19, 2021 verified as of Feb 20, 2021 at 09:25 AM

Data in this report are provisional and subject to change.

The table below includes the cities and counties of residence for cases in Florida residents based on the patient's ZIP Code. Note that city is not always received as part of the initial notification and may be missing while the case is being investigated.

City and county	Cases
Mayport Naval Housing, Duval	3
Samoset, Manatee	3
San Fernando, Unknown	3
Monticello, Madison	3
Vernon, Bay	3
Jonesville, Alachua	3
Julington Creek, St. Johns	3
Jupiter Island, Martin	3
Longwood, Unknown	3
Mims, Volusia	3
Miramar, Unknown	3
Marco Island, Lee	3
Alford, Washington	3
Altamonte Springs, Orange	3
High Springs, Columbia	3
Pembroke Pines, Unknown	3
Ocean Reef Club, Monroe	3
Vero Beach, St. Lucie	3
Venice, Dade	2
West Palm Beach, Unknown	2
Windermere, Hillsborough	2
Winter Park, Volusia	2
Winter Springs, Orange	2
Okeechobee, Highlands	2
Orlando, Escambia	2
Port Charlotte, Lee	2
Sand Lake, Orange	2
Port St. Lucie, St. Lucie	2
University Of Central Fl, Seminole	2
Union, Manatee	2
Fort Pierce, Brevard	2
Graceville, Unknown	2
Eatonville, Polk	2
Delray Beach, Broward	2
Bonnie, Dade	2
Marathon Shores, Monroe	2
Miami, Martin	2
Long Beach, Orange	2
New Port Richey, Hillsborough	2
Lauderhill, Unknown	2
Jena, Taylor	2
Labelle, Collier	2
Tampa, Broward	2
Tarpon Springs, Hillsborough	2
Sunrise, Unknown	2
Seguin, Unknown	2
Oakland Park, Unknown	2
Orlando, Collier	2
Port Canaveral, Brevard	2
Sarasota, Unknown	2
Plantation Key, Monroe	2
Orlando, St. Lucie	2
Marysville, Dade	2
Callahan, Duval	2
Cross Key, Monroe	2
Cibolo, Orange	2
Claysville, Hernando	2
Dade City, Unknown	2
Crescent Beach, Sarasota	2

COVID-19: characteristics of 1,829,773 Florida resident cases

Data through Feb 19, 2021 verified as of Feb 20, 2021 at 09:25 AM

Data in this report are provisional and subject to change.

The table below includes the cities and counties of residence for cases in Florida residents based on the patient's ZIP Code. Note that city is not always received as part of the initial notification and may be missing while the case is being investigated.

City and county	Cases
Defuniak Springs, Okaloosa	2
Defuniak Springs, Unknown	2
Summerfield, Unknown	2
Tampa, Hernando	2
Sharpes, Brevard	2
Sebring, Desoto	2
Saint Lucie Village, St. Lucie	2
Noma, Holmes	2
Ormond Beach, Flagler	2
Orlando, Lee	2
Panama City, Unknown	2
Pembroke Pines, Dade	2
Wauchula, Desoto	2
Vero Beach, Unknown	2
Yeehaw, Okeechobee	2
Missing, Osceola	2
Marina Del Rey, Broward	2
Melrose, Clay	2
Mesa, Unknown	2
Longview, Dade	2
Jacksonville Naval Hospital, Duval	2
Jacksonville, Nassau	2
Hosford, Calhoun	2
Aventura, Broward	2
000000, Unknown	2
Saint Marys, Nassau	2
Wacissa, Jefferson	2
Tampa, Unknown	2
Windermere, Lake	2
Pembroke Lakes, Broward	2
Sutton, Pasco	2
Red Bay, Holmes	2
Port Saint Lucie, Palm Beach	2
Fort Lauderdale, Alachua	2
Deerfield Beach, Unknown	2
Doral, Unknown	2
Brooklyn, Broward	2
Cross City, Taylor	2
Carl Fisher, Dade	2
Jupiter, Dade	2
Homeless, Hillsborough	2
Lakeland, Unknown	2
Micanopy, Marion	2
Lecanto, Marion	2
Miami Shores, Broward	2
Maitland, Leon	2
Fort Myers, Collier	2
Fort Pierce, Martin	2
Lake Helen, Orange	2
Clermont, Polk	2
Bronx, Seminole	2
Doctors Inlet, Clay	2
Bonifay, Jackson	2
Bonnie, Sarasota	2
Winter Park, Leon	2
Weston, Dade	2
West Palm Beach, Dade	2
Redland, Dade	2
Olustee, Baker	2

COVID-19: characteristics of 1,829,773 Florida resident cases

Data through Feb 19, 2021 verified as of Feb 20, 2021 at 09:25 AM

Data in this report are provisional and subject to change.

The table below includes the cities and counties of residence for cases in Florida residents based on the patient's ZIP Code. Note that city is not always received as part of the initial notification and may be missing while the case is being investigated.

City and county	Cases
Orlando, Santa Rosa	2
Orlando, Charlotte	2
Palm Springs North, Dade	2
Missing, Hernando	2
None, Dade	2
Navarre, Okaloosa	2
Mount Pleasant, Gadsden	2
Seven Springs, Pasco	2
Upper Key Largo, Monroe	2
University Of Central Florida, Brevard	2
West Palm Beach, Broward	2
West Villages, Sarasota	2
Zellwood, Lake	2
Blountstown, Jackson	2
Alligator Point, Franklin	2
Coconut Creek, Unknown	2
Bradington, Manatee	2
Hallandale Beach, Dade	2
Crawfordville, Leon	2
Eatonville, Lake	2
Lawtey, Union	2
Lutz, Pinellas	2
Los Angeles, Okaloosa	2
Wekiwa Springs, Seminole	2
University Of Central Florida, Palm Beach	2
University Of Central Florida, Pinellas	2
Wimauma, Manatee	2
Provo, Broward	2
Portland, Unknown	2
Sumatra, Liberty	2
Maitland, Lake	2
Hialeah Lakes, Dade	2
Hialeah, Orange	2
Moore Haven, Hendry	2
Naples, Broward	2
Cassadaga, Volusia	2
Fort Walton Beach, Walton	2
Duke Field Air Force Station, Okaloosa	2
Dunnellon, Levy	2
Florida Power & Light Co, Dade	2
Madison, Unknown	2
Maitland, Pasco	2
Amelia City, Nassau	2
Apopka, Unknown	2
Alligator Point, Wakulla	2
Chipley, Jackson	2
University Of Central Florida, Broward	2
Orlando, Okaloosa	2
Miamt, Dade	2
Ocala, Unknown	2
Ridge Manor Estates, Sumter	2
Saint Teresa, Wakulla	2
San Antonio, Dade	1
San Diego, Unknown	1
Republic, Monroe	1
Russellville, Hillsborough	1
Saint Augustine, Okaloosa	1
Steinhatchee, Alachua	1
Sanford, Palm Beach	1

COVID-19: characteristics of 1,829,773 Florida resident cases

Data through Feb 19, 2021 verified as of Feb 20, 2021 at 09:25 AM

Data in this report are provisional and subject to change.

The table below includes the cities and counties of residence for cases in Florida residents based on the patient's ZIP Code. Note that city is not always received as part of the initial notification and may be missing while the case is being investigated.

City and county	Cases
Sebastian, Lake	1
Ridgewood, Broward	1
Riverview, Manatee	1
Riverview, Osceola	1
Roseland, Palm Beach	1
Porter Ranch, Dade	1
Raiford, Bradford	1
Ponte Vedra Beach, Orange	1
Port Orange , Volusia	1
Port Saint Lucie, Indian River	1
Plant City, Unknown	1
Pompano Beach, Alachua	1
Middleburg, Duval	1
Midland, Osceola	1
Miami, Charlotte	1
Miamii, Dade	1
Missing, Wakulla	1
Mumford, Manatee	1
N/A, Duval	1
Naples, Alachua	1
Palm City, Unknown	1
Oviedo, Leon	1
Ocean City, Broward	1
Old Town, Gilchrist	1
Opa Locka, Polk	1
Orem, Sarasota	1
Orem, Unknown	1
University Of Central Florida, Hillsborough	1
Wilbur By The Sea, Volusia	1
Willowbrook, Lee	1
Westerville, Hillsborough	1
Wilton Manors, Dade	1
Winston Salem, Unknown	1
Winter Garden, Hillsborough	1
Woodland Hills, Brevard	1
Village Of Palm Springs, Palm Beach	1
Virginia Beach, Alachua	1
Webster, Pasco	1
Union City, Bradford	1
University Of Central FI, Pasco	1
Tampa, Escambia	1
Tampa, Manatee	1
Tangerine, Lake	1
Youngstown, Calhoun	1
Yulee, Duval	1
Colorado Springs, Unknown	1
Conifer, Lee	1
Daniel Island, Bay	1
Everett, Dade	1
Fort Denaud, Glades	1
Fort Meyers, Lee	1
FI State Lot, Leon	1
El Paso, Unknown	1
Eatonville, Seminole	1
Destin, Unknown	1
Diamond, Highlands	1
Altamonte, Orange	1
Alva, Collier	1
333, Unknown	1

COVID-19: characteristics of 1,829,773 Florida resident cases

Data through Feb 19, 2021 verified as of Feb 20, 2021 at 09:25 AM

Data in this report are provisional and subject to change.

The table below includes the cities and counties of residence for cases in Florida residents based on the patient's ZIP Code. Note that city is not always received as part of the initial notification and may be missing while the case is being investigated.

City and county	Cases
Allentown, Putnam	1
Apple Creek, Citrus	1
Amelia Village, Nassau	1
Barefoot Beach, Lee	1
Azalea Park, Osceola	1
Avon, Manatee	1
Aventura, Osceola	1
Bryn Mawr, Palm Beach	1
Burkeville, Brevard	1
Camden Wyoming, Duval	1
Bear Grass, Palm Beach	1
Boca Raton,, Palm Beach	1
Boston, Dade	1
Chipley, Holmes	1
Chattanooga, Dade	1
Miami Garden, Unknown	1
Longwood, Orange	1
Lauderdale Hill, Unknown	1
Lehigh Cares, Lee	1
Live Oak, Columbia	1
Loganville, Orange	1
Knoxville, Escambia	1
Lake Mary, Lake	1
Fortlauderdale, Unknown	1
Fortwalton Beach, Okaloosa	1
Ft Pierce, Unknown	1
Garland, Orange	1
Hallandate Ben, Unknown	1
Havana, Leon	1
Jeffersonville, Broward	1
Hickory, Lee	1
Homeless, Dade	1
Homer, Escambia	1
Hilliard, Unknown	1
Downers Grove, St. Lucie	1
Export, Palm Beach	1
Fdsf, Unknown	1
Felda, Palm Beach	1
Flagler Beach, Volusia	1
Flomaton, Escambia	1
Flora, Lee	1
Fresno, Pasco	1
Fort Myers, Lake	1
Green, Clay	1
Greensburg, Orange	1
Greenville, Monroe	1
Gulf Shores, Escambia	1
Fruitland Park, Sumter	1
Fwb, Unknown	1
Gainesville, Marion	1
Gastonia, Polk	1
Clearwater, Highlands	1
Clermont, Unknown	1
Columbia, Orange	1
Coral Gables, Unknown	1
Coral Springs, Unknown	1
Cornelius, Leon	1
Crestview, Dade	1
Dade City, Polk	1

COVID-19: characteristics of 1,829,773 Florida resident cases

Data through Feb 19, 2021 verified as of Feb 20, 2021 at 09:25 AM

Data in this report are provisional and subject to change.

The table below includes the cities and counties of residence for cases in Florida residents based on the patient's ZIP Code. Note that city is not always received as part of the initial notification and may be missing while the case is being investigated.

City and county	Cases
Dania, Unknown	1
Darien, Pasco	1
Arcadia, Charlotte	1
Aspen, Palm Beach	1
Atlanta, Broward	1
Aurburndale, Polk	1
Aventura, Unknown	1
Azalea Park, Sarasota	1
Bartow, Unknown	1
Biscayne Park, Broward	1
Boca Roton, Unknown	1
Alpharetta, Alachua	1
Apalachicola, Leon	1
Brooksville, Columbia	1
Bryn Mawr, Collier	1
Canfield, Duval	1
Naugatuck, Lee	1
Myakka, Duval	1
North Little Rock, Palm Beach	1
New Vernon, Sarasota	1
New York, Broward	1
Monessen, Palm Beach	1
Montreal, Ca, Orange	1
Missing, Columbia	1
Missing, Charlotte	1
Missing, Baker	1
Middleburg, Unknown	1
Milford, Palm Beach	1
Minneapolis, Broward	1
Melbourne, Orange	1
Metter, Volusia	1
Miami Beach, Palm Beach	1
Miami Granders, Dade	1
Hilliard, Dade	1
Hollywood, Leon	1
Holt, Unknown	1
Homestead, Monroe	1
Humble, Broward	1
Havanna, Gadsden	1
Jan Phyl Village, Polk	1
Johns Island, Wakulla	1
Killarney, Orange	1
Knoxville, Duval	1
Maitland, Unknown	1
Lake City, Volusia	1
Los Angeles, Polk	1
Lakeland, Pasco	1
Lakewood, Unknown	1
Sumter Ville, Unknown	1
Tallahassee, Escambia	1
Springhill, Unknown	1
Tampa, Dade	1
Tampa, Jackson	1
Tampa, Lee	1
South Otselic, Dade	1
Southampton, Palm Beach	1
Stockbridge, Leon	1
Sullivans Island, Dade	1
Pound Ridge, Leon	1

COVID-19: characteristics of 1,829,773 Florida resident cases

Data through Feb 19, 2021 verified as of Feb 20, 2021 at 09:25 AM

Data in this report are provisional and subject to change.

The table below includes the cities and counties of residence for cases in Florida residents based on the patient's ZIP Code. Note that city is not always received as part of the initial notification and may be missing while the case is being investigated.

City and county	Cases
Richmond Heights, Dade	1
Riverview, Pinellas	1
Rochester, Lee	1
Rosemary Beach, Bay	1
Saint Cloud, Orange	1
Sevierville, Dade	1
Saint Petersburg, Dade	1
San Juan, Osceola	1
San Pedro Sula, Dade	1
Sandy, Duval	1
Plant City, Pinellas	1
Plantation, Unknown	1
Ponce, Orange	1
Port Charlotte Fl, Unknown	1
Plant City, Hendry	1
Orlando, Highlands	1
Opa Locka, Unknown	1
Orem, Nassau	1
Northville, Broward	1
Ocala, Indian River	1
Ocoee, Broward	1
Olando, Orange	1
Ocoee, Polk	1
Windermere, Polk	1
Winter Park, Lake	1
Wayne, Dade	1
Tinley Park, Lee	1
University Of Central Fl, Dade	1
Telluride, Lee	1
West Simsbury, Collier	1
Louisville, Manatee	1
Los Angeles Ca, Unknown	1
Macdill Air Force Base, Hillsborough	1
Margate, Dade	1
Marshall, Dade	1
Mary Esther, Unknown	1
Miami Lakes, Unknown	1
Miami, Hillsborough	1
Miami, Manatee	1
Miami Beach, Broward	1
Middlesburg, Duval	1
Missing, Jackson	1
Leesburg, Marion	1
Lehigh Acres, Dade	1
Lewisburg, Pasco	1
Largo, Unknown	1
Littleton, Dade	1
Lake City, Hamilton	1
La Grange, Dade	1
Homosassa, Hernando	1
Holly Ridge, Orange	1
Homeless, Polk	1
Jerusalem, St. Johns	1
Davenport, Orange	1
Daytona Beach, Unknown	1
Deland, St. Lucie	1
Deltona, Orange	1
Foley, Escambia	1
Harrison, Pinellas	1

COVID-19: characteristics of 1,829,773 Florida resident cases

Data through Feb 19, 2021 verified as of Feb 20, 2021 at 09:25 AM

Data in this report are provisional and subject to change.

The table below includes the cities and counties of residence for cases in Florida residents based on the patient's ZIP Code. Note that city is not always received as part of the initial notification and may be missing while the case is being investigated.

City and county	Cases
Granada Hills, Broward	1
Guilford, Dade	1
Hailandale, Unknown	1
Fort Myers-, Lee	1
Fort Pierce, Unknown	1
Gainesville, Duval	1
Bridgeport, Dade	1
Bronx, Palm Beach	1
Cartersville, Unknown	1
Conway, Leon	1
Cypress, Leon	1
Clermont, Volusia	1
Clewiston, Glades	1
Altoona, Marion	1
Anaheim, Unknown	1
Argyle, Walton	1
Athens, Duval	1
Bogota, Orange	1
Bradenton, Dade	1
Bradenton, Osceola	1
Winter Garden, Pinellas	1
Winter Park Dr, Orange	1
Winter Park, Broward	1
Winter Park, Indian River	1
Winter Park, Lee	1
Westbrook, Dade	1
Wichita, Volusia	1
Winder Garden, Orange	1
Windermere, Leon	1
Windermere, Osceola	1
Windermere, Seminole	1
Winter Garden, Broward	1
Zolfo Springs, Polk	1
Tulsa, Orange	1
Sun City Center, Hardee	1
Tiffin, Highlands	1
Venice, Unknown	1
Vernon, Unknown	1
Washington, Unknown	1
Wells, Polk	1
Saint Cloud, Unknown	1
Saint Johns, Unknown	1
Shelton, Manatee	1
Tallahassee, Duval	1
Tallahassee, Unknown	1
Tampa, Palm Beach	1
Tavares, Marion	1
Spring Hill , Hernando	1
Spring Hill, Dade	1
Starke, Clay	1
Stone Mountain, Palm Beach	1
Navarre, Dade	1
New Orleans, Palm Beach	1
Newark, Broward	1
Newburgh, Bay	1
North Pole, Seminole	1
North Port, Lee	1
Old Town, Alachua	1
Ona, Manatee	1

COVID-19: characteristics of 1,829,773 Florida resident cases

Data through Feb 19, 2021 verified as of Feb 20, 2021 at 09:25 AM

Data in this report are provisional and subject to change.

The table below includes the cities and counties of residence for cases in Florida residents based on the patient's ZIP Code. Note that city is not always received as part of the initial notification and may be missing while the case is being investigated.

City and county	Cases
Oooooo, Unknown	1
Ocoee, Osceola	1
Okeechobee, Broward	1
Orlando, Columbia	1
Orlando, Indian River	1
Orem, Broward	1
Ormond Beach, Unknown	1
Oviedo, Brevard	1
Orlando, Sarasota	1
Saint Petersburg, St. Lucie	1
Sandford, Seminole	1
Sarasota, Flagler	1
Saxis, Lee	1
Sebring, Lee	1
Rye, Duval	1
Rex, Duval	1
Parker, Dade	1
Parker, Leon	1
Pacifica, Dade	1
Palm Coast, Alachua	1
Palm Coast, Polk	1
Port Everglades, Broward	1
Peoria, Unknown	1
Plantation, Orange	1
Pompano Beach, Martin	1
New Richmond, Volusia	1
Oakland, Leon	1
Ocala, Alachua	1
Okeechobee, St. Lucie	1
North Canton, Palm Beach	1
Panama City, Walton	1
Palm Coast, Duval	1
Perry, Leon	1
Opalocka, Dade	1
Orlando, Union	1
Oviedo, Seminole	1
Oxford, Palm Beach	1
Rio Dell, Volusia	1
Rochelle, Volusia	1
Port Orange, Unknown	1
Port Saint Lucie, Orange	1
Princeton, Alachua	1
Provincetown, Collier	1
Shannon, Collier	1
Soldotna, Broward	1
Saint Cloud, Lee	1
Saint Johns, Orange	1
San Antonio, Sarasota	1
San Antonio, Unknown	1
Sanford, Volusia	1
South Burlington, Orange	1
Spring Park, Alachua	1
Steinhatchee, Madison	1
Tangerine, Seminole	1
Tewksbury, Orange	1
Wesley Chapel, Alachua	1
Wheaton, Lee	1
Virginia Beach, Hernando	1
Waco, Broward	1

COVID-19: characteristics of 1,829,773 Florida resident cases

Data through Feb 19, 2021 verified as of Feb 20, 2021 at 09:25 AM

Data in this report are provisional and subject to change.

The table below includes the cities and counties of residence for cases in Florida residents based on the patient's ZIP Code. Note that city is not always received as part of the initial notification and may be missing while the case is being investigated.

City and county	Cases
Washington, Broward	1
Umatilla, Alachua	1
University Of Central Florida, Monroe	1
Toms River, Dade	1
Winter Park, Osceola	1
Wood River, Polk	1
Worcester, Palm Beach	1
Winter Park, Alachua	1
Wilmington, Broward	1
Bryant, Alachua	1
Bronx, Broward	1
Buffalo, Palm Beach	1
Carol Stream, Orange	1
Castleberry, Escambia	1
Charlotte, Pasco	1
Apo, Pasco	1
Apopka, Flagler	1
99, Unknown	1
Alanson, Bay	1
Aollywoss, Dade	1
Boca Raton, Unknown	1
Bohealia, Lee	1
Blowing Rock, Polk	1
Belleair, Hillsborough	1
Dorchester, Orange	1
Deland, Polk	1
Cumberland, Palm Beach	1
Dade City, Hillsborough	1
Estero, Collier	1
Fanning Springs, Levy	1
Clear Brook, Lee	1
Crestview, Holmes	1
Columbus, Brevard	1
Cookeville, Seminole	1
Dallas, Lee	1
De Leon Springs, Putnam	1
Dearborn, Lee	1
Jupiter, Unknown	1
Kingsland, Duval	1
Kissimmee, Brevard	1
Jamaica, Broward	1
Jersey City, Polk	1
Gainesville, Baker	1
Gilmer, Dade	1
Jacksonville, Manatee	1
Haverford, Hillsborough	1
Herrin, Orange	1
Los Angeles, Palm Beach	1
Marianna, Calhoun	1
Miami, Collier	1
Miami, St. Lucie	1
Marshall, Palm Beach	1
Melrose, Alachua	1
Miamf, Dade	1
Miami G, Dade	1
Lemoyne, Manatee	1
Lawrence Township, Palm Beach	1
Lyndhurst, Broward	1
Magnolia Square, Osceola	1

COVID-19: characteristics of 1,829,773 Florida resident cases

Data through Feb 19, 2021 verified as of Feb 20, 2021 at 09:25 AM

Data in this report are provisional and subject to change.

The table below includes the cities and counties of residence for cases in Florida residents based on the patient's ZIP Code. Note that city is not always received as part of the initial notification and may be missing while the case is being investigated.

City and county	Cases
Maitland, Alachua	1
Lake Placid, Alachua	1
Lake Worth Beach, Broward	1
Lander, Citrus	1
Las Vegas, Orange	1
Milford, Lee	1
Mckinney, Broward	1
Miamc, Dade	1
Missing, Okeechobee	1
Monroe Township, Palm Beach	1
Moore Haven, Okeechobee	1
Morrisville, Unknown	1
Longwood, Volusia	1
Ldhl, Broward	1
Lincoln, St. Lucie	1
Little Neck, Lee	1
Lake Butler, Alachua	1
Knoxville, Bay	1
Las Vegas, Palm Beach	1
Homeless, Monroe	1
Homeless, Pinellas	1
Howell, Dade	1
Hudson, Hernando	1
Hoclywsod, Dade	1
Holiday, Pinellas	1
Indian Rocks Beach, Duval	1
Indiantown, Palm Beach	1
Inglewood, Sarasota	1
Inverness, Marion	1
Inwood, Broward	1
Irvine, Marion	1
Istachatta, Hernando	1
Jupiter, St. Lucie	1
Kenilworth, Leon	1
Jacksonville, Orange	1
Jefferson, Dade	1
Jonesboro, Leon	1
Kingsland, Nassau	1
Key West, Duval	1
Keys West, Unknown	1
Carmel, Orange	1
Cedar Springs, Hernando	1
Chicago, Unknown	1
Coconut Ck, Unknown	1
Dallas, Hernando	1
Dayton, Lake	1
Daytona Beach, Pinellas	1
Dearborn, Broward	1
Deer Park, Dade	1
Brooklyn, Dade	1
Brooklyn, Lee	1
Caracas, Dade	1
Boston, Broward	1
Bel Air, Collier	1
O, Manatee	1
Alachua, Duval	1
Alpharetta, Broward	1
Apopka, Clay	1
Asheville, Highlands	1

COVID-19: characteristics of 1,829,773 Florida resident cases

Data through Feb 19, 2021 verified as of Feb 20, 2021 at 09:25 AM

Data in this report are provisional and subject to change.

The table below includes the cities and counties of residence for cases in Florida residents based on the patient's ZIP Code. Note that city is not always received as part of the initial notification and may be missing while the case is being investigated.

City and county	Cases
Astoria, Broward	1
Bartow, Hardee	1
Downingtown, Hillsborough	1
Dpo, Santa Rosa	1
Dunedin, Unknown	1
Deerfield, Dade	1
Deland, Seminole	1
Deltona, Seminole	1
Fort Lauderdale, Leon	1
Fort Myers, Sarasota	1
Fort Pierce, Palm Beach	1
Fort White, Clay	1
East Palatka, Hillsborough	1
Eastpoint, Leon	1
Garden City, Alachua	1
Gaylord, Orange	1
Gotcha, Orange	1
Greensburg, Palm Beach	1
Erie, Monroe	1
Hallandale, Unknown	1
Haines City, Osceola	1
Hernando, Marion	1
Hialeah, Collier	1
Helen, Bay	1
Prattville, Hillsborough	1
Prestonsburg, Bay	1
Quincy, Jackson	1
Rapid City, Broward	1
Russellville, Bay	1
Saint Cloud, Palm Beach	1
Saint Joseph, Volusia	1
San Antonio, Orange	1
Syracuse, Polk	1
Tallahassee, Dade	1
Tamarac, Dade	1
Suitland, Volusia	1
Sanford, Unknown	1
Seminole, Leon	1
Shalimar, Unknown	1
Shirley, Flagler	1
Piasa, Putnam	1
Palmetto, Pasco	1
Pass-A-Grille Beach, Pinellas	1
Palmetto Bay, Palm Beach	1
Palm Beach Gardens, Unknown	1
Orlo Vista, Orange	1
Other, Dade	1
Myakka City, Sarasota	1
New Middletown, Hillsborough	1
New Port Richey, Pinellas	1
New Port Richey, Unknown	1
Newberry, Marion	1
Oldsmar, Hillsborough	1
North Palm Beach, Orange	1
Northport, Sarasota	1
Oakland, Lee	1
Winter Garden, Duval	1
Woodbine, Nassau	1
Yulee, St. Johns	1

COVID-19: characteristics of 1,829,773 Florida resident cases

Data through Feb 19, 2021 verified as of Feb 20, 2021 at 09:25 AM

Data in this report are provisional and subject to change.

The table below includes the cities and counties of residence for cases in Florida residents based on the patient's ZIP Code. Note that city is not always received as part of the initial notification and may be missing while the case is being investigated.

City and county	Cases
Zephyrhills, Hillsborough	1
Tavares, Orange	1
Tequesta, Martin	1
Topsham, Manatee	1
Town Of Nocatee, St. Johns	1
Troy, Manatee	1
Unkn, Duval	1
Sunbright, Palm Beach	1
Venetian Islands, Dade	1
Waipahu, Santa Rosa	1
Ward, Polk	1
Wellborn, Columbia	1
West APlm Beach, Palm Beach	1
West Yarmouth, St. Lucie	1
Armstrong, St. Johns	1
Atl, Brevard	1
Alva, Escambia	1
Andalusia, Escambia	1
Arcadia, Highlands	1
Baker, Santa Rosa	1
Belleville, Palm Beach	1
Belmont, Santa Rosa	1
Blountstown, Broward	1
Bronson, Alachua	1
Brooker, Alachua	1
Bradenton, Clay	1
Brandon, Pinellas	1
Bonita, Lee	1
Bocaraten, Palm Beach	1
Cincinnati, Dade	1
Crossings, Unknown	1
Dfafs, Okaloosa	1
Davenport, Lake	1
Davie, Unknown	1
Dayton, Orange	1
Edgewood, Broward	1
Elkton, Putnam	1
Floral, Okaloosa	1
Hudson, Pinellas	1
Hoosick Falls, Broward	1
Indian Rock Beach, Palm Beach	1
Interlachen, Duval	1
Kure Beach, Monroe	1
Lakeland, Palm Beach	1
Gibson, Unknown	1
Gainesville, Okaloosa	1
Gainesville, Unknown	1
Greenbrier, Bay	1
Groveland, Orange	1
Hialeahgardens, Dade	1
Hiram, Leon	1
Longwood, Broward	1
Lucedale, St. Lucie	1
Macclenny, Duval	1
Mantua, Broward	1
Middletown, Osceola	1
Mayaguez, Dade	1
Monroe, Hillsborough	1
Missing, Gilchrist	1

COVID-19: characteristics of 1,829,773 Florida resident cases

Data through Feb 19, 2021 verified as of Feb 20, 2021 at 09:25 AM

Data in this report are provisional and subject to change.

The table below includes the cities and counties of residence for cases in Florida residents based on the patient's ZIP Code. Note that city is not always received as part of the initial notification and may be missing while the case is being investigated.

City and county	Cases
North Laud, Unknown	1
Ocoee, Unknown	1
Odessa, Dade	1
Newberry, Levy	1
New Vernon, Palm Beach	1
White Plains, Broward	1
Whites Creek, Leon	1
Windermere, Volusia	1
Wtixrat, Dade	1
Ventura, Orange	1
Westlake Village, Unknown	1
Watersound, Bay	1
University Of Central Florida, Lee	1
Unk, Duval	1
Trenton, Dixie	1
Unknown, Unknown	1
Pembroke Pines, Orange	1
Pensacola, Sumter	1
Perth Amboy, Hillsborough	1
Puerto Rico, Unknown	1
Punta Gorda, Unknown	1
Randolph, Orange	1
Rivera Beach, Palm Beach	1
Port Orange, Brevard	1
Powell, Lee	1
Paducah, Manatee	1
Orlando, Jackson	1
Palmetto, Dixie	1
Palm Coast, Unknown	1
Oldsra, Manatee	1
Saint Petersburg, Charlotte	1
Saint Augustine, Flagler	1
Seffener, Hillsborough	1
Seminole, Lee	1
Toms River, Lee	1
Tourist, Dade	1
Stratford, Broward	1
Sunrise, Dade	1
Tallahassee, Gadsden	1
Tallahassee, Madison	1
Daytona Beach, Orange	1
Deerfield Beach, Polk	1
Crestview, Broward	1
Dalecity, Okaloosa	1
Clearwater, Leon	1
Crystal River, Marion	1
Crystal River, Unknown	1
Fellsmere, Brevard	1
Fleming Island, Duval	1
Florida City, Unknown	1
Fort Lauderdale, Collier	1
El Dorado, Palm Beach	1
East Setauket, Palm Beach	1
Canton, Duval	1
Charlotte, Alachua	1
Cantonment, Santa Rosa	1
Cape Coral, Unknown	1
Bryceville, Duval	1
Bradenton, Lee	1

COVID-19: characteristics of 1,829,773 Florida resident cases

Data through Feb 19, 2021 verified as of Feb 20, 2021 at 09:25 AM

Data in this report are provisional and subject to change.

The table below includes the cities and counties of residence for cases in Florida residents based on the patient's ZIP Code. Note that city is not always received as part of the initial notification and may be missing while the case is being investigated.

City and county	Cases
Boca Raton, Dade	1
Boca Raton, Madison	1
Bogota, Unknown	1
Atlanta, Walton	1
Attalla, Broward	1
Auburn, Palm Beach	1
Autaugaville, Broward	1
Apopka, Volusia	1
Alachua, Suwannee	1
Alafaya, Broward	1
Alafaya, Pinellas	1
Lake Clarke Shores, Palm Beach	1
Lake Forest, Collier	1
Macclenny, Dixie	1
Madison, Jefferson	1
Maitland, Collier	1
Key West, Palm Beach	1
Kilgore, Dade	1
Jupiter Inlet, Palm Beach	1
Jzx, Unknown	1
Land O Lakes, Unknown	1
Landolakes, Unknown	1
Lawton, Okaloosa	1
Levittown, Palm Beach	1
Lima, Manatee	1
Lima, Volusia	1
Merrick, Palm Beach	1
Metter, Manatee	1
Miami, Osceola	1
Miamiardens, Unknown	1
Miamksaohes, Dade	1
Miami Dade, Unknown	1
Gainesville, Levy	1
Glen Cove, Unknown	1
Glen Saint Mary, Duval	1
Golden Oak, Hillsborough	1
Greensboro, Leon	1
Jacksonville, Baker	1
Jacksonville, Marion	1
Irmo, Unknown	1
Immokalee, Walton	1
Orlando, Walton	1
Oviedo, Lake	1
Pensacola, Dade	1
Panomo City, Bay	1
Parrish, Sarasota	1
Plantation, Leon	1
Pooler, Broward	1
Port St. Lucie, Unknown	1
Punta Gorda, Sarasota	1
Putnam, Putnam	1
San Marcos, Unknown	1
Ridgewood, Lee	1
Roayl Palm Beach, Palm Beach	1
Roseville, Broward	1
Rye, Palm Beach	1
Saint Petersburg, Bay	1
Orlando, Gadsden	1
Orlando, Hernando	1

COVID-19: characteristics of 1,829,773 Florida resident cases

Data through Feb 19, 2021 verified as of Feb 20, 2021 at 09:25 AM

Data in this report are provisional and subject to change.

The table below includes the cities and counties of residence for cases in Florida residents based on the patient's ZIP Code. Note that city is not always received as part of the initial notification and may be missing while the case is being investigated.

City and county	Cases
Ocala, Duval	1
Orlando, St. Johns	1
Okeechobi, Unknown	1
Orem, Dade	1
Orlando, Citrus	1
Monument, Broward	1
Mokena, Lee	1
Morrisville, Palm Beach	1
North Brunswick, St. Lucie	1
North Grafton, Dade	1
North Lauderdale, Unknown	1
North Porte, Unknown	1
Notrealville, Polk	1
Surprise, Unknown	1
St Cloud, Orange	1
St Helena Is, Dade	1
Syracuse, Unknown	1
Twentynine Palms, Broward	1
Vernon, Walton	1
West Miami, Unknown	1
Whippany, Volusia	1
Waukesha, Volusia	1
Venezuela, Unknown	1
Xifamk, Dade	1
Windermere, Alachua	1
Winfield, Hillsborough	1
Winter Garden, Unknown	1
Winter Park, Brevard	1
Winter Park, Unknown	1
Lake In The Hills, Broward	1
Jupiter, Pinellas	1
Kansas City, Palm Beach	1
Gwynn Oak, Polk	1
Indianapolis, Lee	1
Lake Worth, Unknown	1
Los Angeles, Orange	1
Maitland, Palm Beach	1
Litchfield Park, Monroe	1
Littleton, St. Johns	1
Newaygo, Charlotte	1
North Port, Charlotte	1
New Canaan, Dade	1
Na, Dade	1
Naples, Leon	1
Melbourne, Volusia	1
Milford, Bay	1
Milford, Unknown	1
Mattoon, Lee	1
Marianna, Leon	1
Marianna, Washington	1
Mary Esther, Hillsborough	1
Bonnie, St. Johns	1
Boys Ranch, Suwannee	1
Brownsville, Escambia	1
Clearwater, Hillsborough	1
Coal City, Pasco	1
Celebration, Orange	1
Chicago, Broward	1
Choctaw Beach, Unknown	1

COVID-19: characteristics of 1,829,773 Florida resident cases

Data through Feb 19, 2021 verified as of Feb 20, 2021 at 09:25 AM

Data in this report are provisional and subject to change.

The table below includes the cities and counties of residence for cases in Florida residents based on the patient's ZIP Code. Note that city is not always received as part of the initial notification and may be missing while the case is being investigated.

City and county	Cases
8852 Teacher Ln, Pasco	1
Addison, Pasco	1
Apopka, Citrus	1
Apopka, Hillsborough	1
Arabi, Orange	1
Austin, Dade	1
Belleair Bluffs, Unknown	1
Apo, Collier	1
Big Torch Key, Monroe	1
Black, Holmes	1
Boca Raton, Lee	1
Bonifay, Unknown	1
Crescent City, Marion	1
Crestview, Unknown	1
Commerce Township, Manatee	1
Crawfordville, Alachua	1
Denton, Broward	1
Destin, Bay	1
Eureka, Flagler	1
Evansville, Citrus	1
Fort Worth, Broward	1
Franklin, Orange	1
Frostproof, Highlands	1
Gainesville, Palm Beach	1
Gainesville, Santa Rosa	1
Unknown, Duval	1
Upland, Manatee	1
Surfside Beach, Orange	1
Sun City Center, Lee	1
Tampa, Duval	1
Tavares, Unknown	1
Temple, Palm Beach	1
Saint Charles, Orange	1
Saint Petersburg, Duval	1
Saint Petersburg, Manatee	1
Scottsdale, Brevard	1
St Peterburg, Orange	1
Stiamk, Dade	1
Summerdale, Escambia	1
Port Saint Lucie, Marion	1
Port St Luice, Unknown	1
Roswell, Bay	1
Ruskin, Dade	1
Ruskin, Manatee	1
Pensacola Naval Hospital, Escambia	1
Pass-A-Grille, Pinellas	1
Pompano Beach, Osceola	1
Plymouth, Pasco	1
Okeechobee, Unknown	1
Oviedo, Orange	1
Pace, Escambia	1
Painted Post, Pasco	1
Palatka, Marion	1
Winter Springs, Polk	1
Youngstown, Washington	1
Winnetka, Dade	1
Winter Garden, Osceola	1
Winter Haven, Osceola	1
Winter Park, Duval	1

COVID-19: characteristics of 1,829,773 Florida resident cases

Data through Feb 19, 2021 verified as of Feb 20, 2021 at 09:25 AM

Data in this report are provisional and subject to change.

The table below includes the cities and counties of residence for cases in Florida residents based on the patient's ZIP Code. Note that city is not always received as part of the initial notification and may be missing while the case is being investigated.

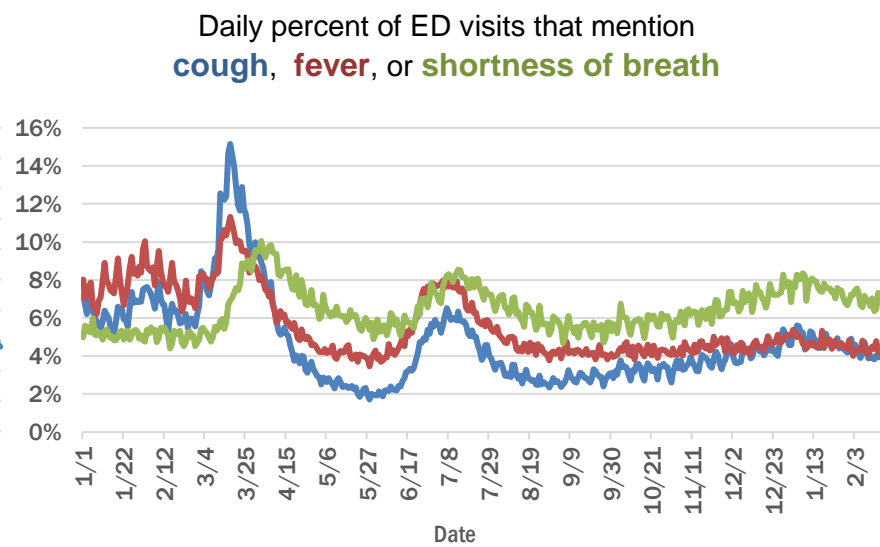
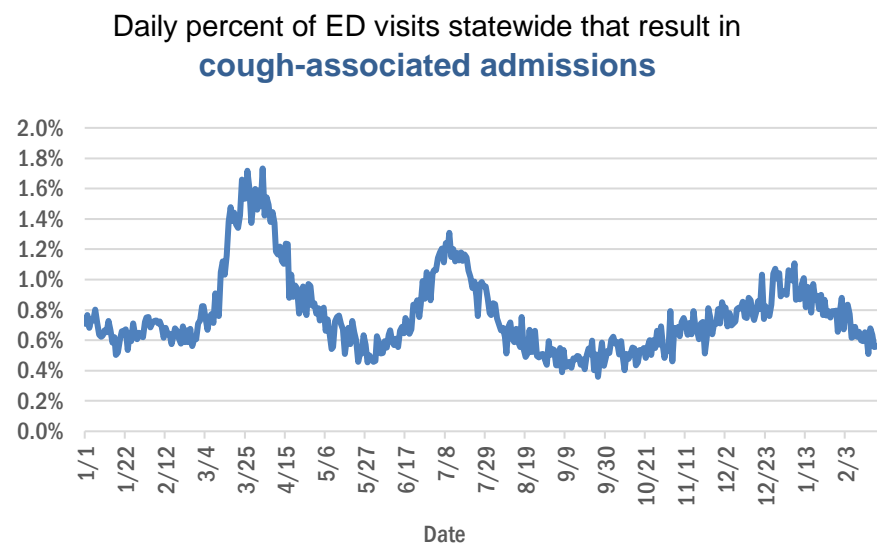
City and county	Cases
Winter Park, Palm Beach	1
West Hollywood, Broward	1
Weston, Unknown	1
Wildwood, Lee	1
Waverly, Duval	1
Wabasha, Clay	1
Total	1,829,773

COVID-19: additional surveillance information

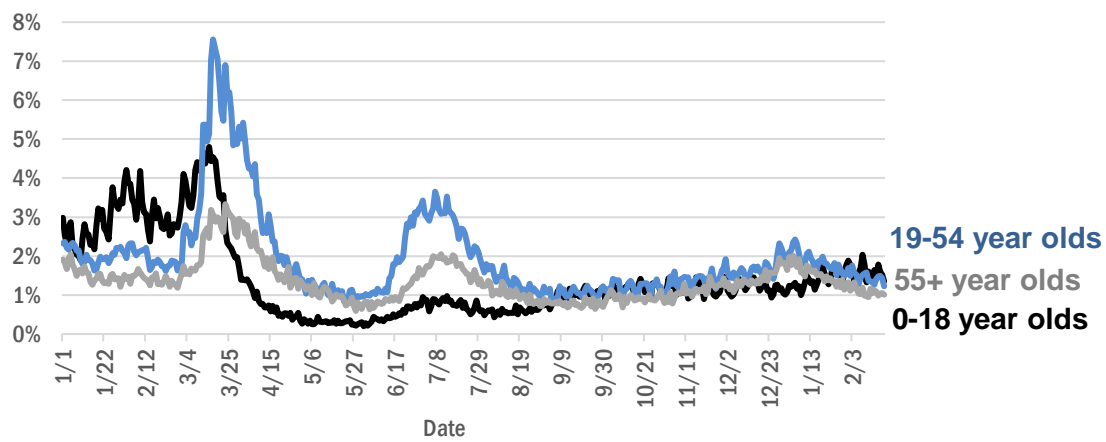
Data through Feb 19, 2021 verified as of Feb 20, 2021 at 09:25 AM

Data in this report are provisional and subject to change.

Statewide emergency department (ED) chief complaint and admission data



Daily percent of ED visits statewide that mention cough by age group



The Electronic Surveillance System for the Early Notification of Community-Based Epidemics (ESSENCE-FL) includes chief complaint data from 211 of 211 Florida EDs. Data are transmitted electronically to ESSENCE-FL daily or hourly.

COVID-19: testing by laboratory

Data through Feb 19, 2021 verified as of Feb 20, 2021 at 09:25 AM

Data in this report are provisional and subject to change.

The numbers in the table below represent the number of Florida and non-Florida residents for whom test results were received by the Department of Health. A person can be tested by more than one laboratory and can have both positive and negative results. **Therefore, the sum of the numbers in each column will be larger than the total number of people tested.**

Reporting lab	Inconclusive	Negative	Positive	Percent positive	Total
LABORATORY CORPORATION OF AMERICA	2,480	1,541,667	211,241	12%	1,755,388
CURATIVE LABS	13,530	1,426,304	215,463	13%	1,655,297
QUEST DIAGNOSTICS	11,469	1,322,154	195,609	13%	1,529,232
BIO REFERENCE LABORATORIES, INC	7,562	899,545	173,107	16%	1,080,214
HELIX	7,819	572,971	101,276	15%	682,066
REALTOX LABS LLC	6,182	572,993	94,047	14%	673,222
GENETWORX	661	390,605	32,958	8%	424,224
NOMI_HEALTH	2,163	364,625	53,077	13%	419,865
RCA LABORATORY SERVICES, LLC		360,865	38,692	10%	399,557
CDR MAGUIRE - HEALTH CARE CENTER		338,627	51,539	13%	390,166
EAST FLORIDA STATE COLLEGE - BREVARD		212,886	26,986	11%	239,872
IMPACT HEALTH BIOMETRIC TESTING, INC	1,020	209,539	24,459	10%	235,018
BPHL-JACKSONVILLE	18	172,800	30,631	15%	203,449
NOMI HEALTH LAB SERVICES		172,680	19,829	10%	192,509
PWNHEALTH	1,167	157,103	21,763	12%	180,033
CB SMITH PARK		150,116	18,794	11%	168,910
ADVENTHEALTH LAB	99	147,931	19,397	12%	167,427
MAKO GENOMICS	7,429	133,600	24,458	15%	165,487
FULGENT DIAGNOSTICS LABORATORY	2,909	134,996	14,962	10%	152,867
MAYO CLINIC LABORATORIES	331	134,642	17,189	11%	152,162
ELABNETWORK	1,059	137,151	11,700	8%	149,910
BPHL-MIAMI	225	127,724	21,646	14%	149,595
BAYCARE LABORATORIES LLC	566	123,094	10,943	8%	134,603
MEMORIAL REGIONAL HOSPITAL SOUTH	25	107,797	22,214	17%	130,036
NORTHWEST LABORATORY	246	121,056	6,473	5%	127,775
ASCENSION SACRED HEART HOSPITAL - PENSACOLA	2	109,166	17,402	14%	126,570
PALM BEACH BALLPARK		113,416	11,963	10%	125,379
BIOCOLLECTIONS WORLDWIDE, INC	731	106,660	13,262	11%	120,653
ORLANDO HEALTH SYSTEM	678	108,323	11,436	9%	120,437
ADVENT HEALTH LAB	112	101,260	13,956	12%	115,328
MEDICAL DIAGNOSTIC LABORATORIES	974	98,524	14,212	12%	113,710
UF HEALTH MEDICAL LAB	33	93,829	8,840	9%	102,702
BPHL-TAMPA (SPECTRUM BLVD)	45	85,994	15,968	16%	102,007
AKESOGEN		85,373	16,531	16%	101,904
TESTING MATTERS INC	525	85,715	14,499	14%	100,739
KORVALABS, INC	1,285	91,442	4,698	5%	97,425
TAMPA GENERAL HOSPITAL	4	86,646	8,382	9%	95,032
DIATHERIX LABORATORIES (VRL EUROFINs)		81,207	12,196	13%	93,403
SUNPATH MEDICAL DIAGNOSTICS LABORATORY	803	76,769	11,854	13%	89,426
AEGIS SCIENCES CORPORATION	752	69,787	12,660	15%	83,199
BAPTIST HEALTH SOUTH FLORIDA	344	71,097	11,195	14%	82,636
ASCENSION ST VINCENT'S - RIVERSIDE	1	66,352	9,754	13%	76,107
JACKSON MEMORIAL HOSPITAL CLINICAL LAB	79	58,630	10,917	16%	69,626
SOUTH MIAMI HOSPITAL LAB	412	59,806	8,697	13%	68,915
LAKELAND REGIONAL MEDICAL CENTER	129	60,594	8,126	12%	68,849
AMERICAN HEALTH ASSOCIATES	9	57,749	5,092	8%	62,850
UF HEALTH SHANDS HOSPITAL	455	57,360	4,318	7%	62,133

COVID-19: testing by laboratory

Data through Feb 19, 2021 verified as of Feb 20, 2021 at 09:25 AM

Data in this report are provisional and subject to change.

The numbers in the table below represent the number of Florida and non-Florida residents for whom test results were received by the Department of Health. A person can be tested by more than one laboratory and can have both positive and negative results. **Therefore, the sum of the numbers in each column will be larger than the total number of people tested.**

Reporting lab	Inconclusive	Negative	Positive	Percent positive	Total
AIT LABORATORIES		50,951	6,201	11%	57,152
INGENIOUS PERSONALIZED MEDICINE	184	46,970	9,839	17%	56,993
ARUP LABORATORIES	16	50,059	2,922	6%	52,997
APPLIED INGENUITY DIAGNOSTICS LLC		47,797	2,156	4%	49,953
BAPTIST HEALTH - JACKSONVILLE	4	45,174	3,780	8%	48,958
GENESIS REFERENCE LABORATORIES		42,686	4,868	10%	47,554
TALLAHASSEE MEMORIAL HOSPITAL	234	41,985	5,328	11%	47,547
VIRACOR EUROFINIS		35,468	9,810	22%	45,278
SARASOTA MEMORIAL HOSPITAL MAIN LAB	12	39,050	3,510	8%	42,572
BROWARD GENERAL MEDICAL CENTER-CLINICAL LAB	2	36,937	4,028	10%	40,967
MILLENNIUM PHYSICIAN GROUP	17	33,283	6,456	16%	39,756
ADVENTIST HEALTH SYSTEMS SUNBELT INC DBA		35,481	4,084	10%	39,565
FLORIDA HOSPITAL - TAMPA	37	36,186	3,146	8%	39,369
NICKLAUS CHILDREN'S HOSPITAL	66	34,390	4,857	12%	39,313
LEE HEALTH - CAPE CORAL HOSPITAL	3	32,612	5,409	14%	38,024
UNIVERSITY OF MIAMI HOSPITAL	124	33,615	3,518	9%	37,257
ORANGE COUNTY CONVENTION CENTER		33,330	3,696	10%	37,026
DWIC OF TAMPA BAY INC		32,175	3,883	11%	36,058
UF HEALTH JACKSONVILLE	48	31,798	3,782	11%	35,628
MIAMI DADE COUNTY		32,093	3,528	10%	35,621
ECCO LAB GROUP CO	498	29,502	4,558	13%	34,558
WALGREENS	34	29,090	5,382	16%	34,506
MINUTECLINIC LLC		28,585	5,182	15%	33,767
MEDFAST URGENT CARE CENTERS, LLC	19	27,083	4,133	13%	31,235
NORTH FLORIDA REGIONAL MEDICAL CENTER		26,868	3,306	11%	30,174
MOUNT SINAI MEDICAL CENTER	10	26,651	2,923	10%	29,584
ST JOSEPHS HOSPITAL LABORATORY	23	25,972	3,434	12%	29,429
JUPITER MEDICAL CENTER LAB	78	26,419	2,557	9%	29,054
BRANDON REGIONAL HOSPITAL		25,534	3,390	12%	28,924
STS LAB 2 LLC	6	26,573	1,352	5%	27,931
INTEGRATED REGIONAL LABORATORIES LLP	1	23,540	3,808	14%	27,349
JFK MEDICAL CENTER LAB	1	23,239	3,029	12%	26,269
PALMETTO GENERAL HOSPITAL LAB	3	21,650	4,463	17%	26,116
WATSON CLINIC LLP		20,662	4,831	19%	25,493
GENESIS MEDICAL LABORATORY	340	20,669	4,021	16%	25,030
NIGHT LITE PEDIATRIC CENTER LLC		22,336	2,553	10%	24,889
MALABAR MEDICAL WALK IN CLINIC	1	20,173	4,020	17%	24,194
HOLY CROSS HOSPITAL CLINICAL LAB	1	22,074	2,072	9%	24,147
ACCESS DX LABORATORY	218	21,665	2,070	9%	23,953
HEALTHLINK DIAGNOSTIC LABORATORIES	282	21,324	2,308	10%	23,914
AVENTUS BIO LABS	16	20,218	3,044	13%	23,278
MORTON PLANT HOSPITAL-ADLER INSTITUTE	26	20,015	2,383	11%	22,424
PANCARE OF FLORIDA INC		19,752	2,386	11%	22,138
STATLAB_MOBILE	1	20,054	2,032	9%	22,087

COVID-19: testing by laboratory

Data through Feb 19, 2021 verified as of Feb 20, 2021 at 09:25 AM

Data in this report are provisional and subject to change.

The numbers in the table below represent the number of Florida and non-Florida residents for whom test results were received by the Department of Health. A person can be tested by more than one laboratory and can have both positive and negative results. **Therefore, the sum of the numbers in each column will be larger than the total number of people tested.**

Reporting lab	Inconclusive	Negative	Positive	Percent positive	Total
LAB DIAGNOSTICS LLC	390	15,823	5,309	25%	21,522
NAPLES COMMUNITY HOSPITAL	72	19,348	2,008	9%	21,428
DRS CLACK SPENCER WHITE & MCCORMACK PA D/B/A		18,902	1,952	9%	20,854
ADVENT HEALTH - DAYTONA BEACH	32	18,890	1,669	8%	20,591
EXACT SCIENCES LABORATORIES		18,177	2,306	11%	20,483
PATIENTS FIRST LAKE ELLA MEDICAL CENTER PA		17,058	3,190	16%	20,248
SAINT MARY'S MEDICAL CENTER	24	18,066	2,135	11%	20,225
INFINITY BIOLOGIX LLC	54	18,735	818	4%	19,607
UNITED CLINICAL LABORATORY LLC	2	16,871	2,244	12%	19,117
CLEVELAND CLINIC HOSPITAL LAB	4	16,223	2,175	12%	18,402
BAYFRONT HEALTH - ST PETERSBURG	17	15,530	2,335	13%	17,882
CLEVELAND CLINIC TRADITION HOSPITAL		16,373	1,218	7%	17,591
HEALTH CENTER AT SINAI RESIDENCES		16,930	506	3%	17,436
OSCEOLA REGIONAL MEDICAL CENTER	1	15,185	2,206	13%	17,392
LEESBURG REGIONAL MEDICAL CENTER		15,190	2,115	12%	17,305
BIOCERNA LABS	461	14,582	2,112	12%	17,155
HOMESTEAD HOSPITAL CLINICAL LABORATORY	27	13,666	2,946	18%	16,639
MEMORIAL HOSPITAL JACKSONVILLE	8	13,809	2,677	16%	16,494
WELLINGTON REGIONAL MED CTR LAB	6	14,468	1,795	11%	16,269
NORTHWEST MEDICAL CENTER	1	13,708	1,946	12%	15,655
ORANGE PARK MEDICAL CENTER	9	12,974	2,565	16%	15,548
CLARITY LAB SOLUTIONS	88	13,695	1,721	11%	15,504
INDIAN RIVER PATHOLOGY LLC		14,272	1,220	8%	15,492
ACCESS MEDICAL LABORATORIES	4	7,952	7,398	48%	15,354
BETHESDA HOSPITAL EAST		13,589	1,397	9%	14,986
VISTA CLINICAL DIAGNOSTICS	481	12,819	1,671	11%	14,971
OAK HILL HOSPITAL		13,226	1,687	11%	14,913
DELRAY MEDICAL CENTER LAB	3	13,347	1,560	10%	14,910
WEST KENDALL BAPTIST HOSPITAL	12	11,807	2,793	19%	14,612
INDIAN RIVER MEDICAL CENTER LAB		13,669	852	6%	14,521
LAWNWOOD REGIONAL MEDICAL CENTER	1	12,466	2,026	14%	14,493
PRIVA PATH LABS	75	13,479	915	6%	14,469
MEMORIAL REGIONAL HOSPITAL CLINICAL LABORATORY	10	13,398	925	6%	14,333
BAPTIST HEALTHCARE - BAPTIST HOSPITAL	5	11,165	3,052	21%	14,222
LEE HEALTH - LEE MEMORIAL HOSPITAL		10,535	3,530	25%	14,065
BAPTIST HEALTH - SOUTH		12,878	1,161	8%	14,039
UHEALTH CORAL GABLES/LENNAR MED CTR	31	13,017	884	6%	13,932
LARGO MEDICAL CENTER		12,311	1,567	11%	13,878
WINTER HAVEN HOSPITAL CLINICAL LABORATORY	4	11,598	2,135	16%	13,737
FULGENT DIAGNOSTICS	155	12,680	870	6%	13,705
NONA SCIENTIFIC	5	10,452	3,120	23%	13,577
THE HEALTHCARE DISTRICT OF PALM BEACH COUNTY	44	11,778	1,713	13%	13,535
ADVENTHEALTH CENTRA CARE LAKE BUENA VISTA		11,806	1,519	11%	13,325
WEST FLORIDA HOSPITAL LAB	1	10,395	2,912	22%	13,308
CARDIOPATH	84	11,412	1,671	13%	13,167

COVID-19: testing by laboratory

Data through Feb 19, 2021 verified as of Feb 20, 2021 at 09:25 AM

Data in this report are provisional and subject to change.

The numbers in the table below represent the number of Florida and non-Florida residents for whom test results were received by the Department of Health. A person can be tested by more than one laboratory and can have both positive and negative results. **Therefore, the sum of the numbers in each column will be larger than the total number of people tested.**

Reporting lab	Inconclusive	Negative	Positive	Percent positive	Total
MEDICAL CENTER OF TRINITY CLINICAL LABORATORY	2	11,482	1,369	11%	12,853
PALMS WEST HOSPITAL LAB	2	10,968	1,803	14%	12,773
GOOD SAMARITAN MEDICAL CENTER LAB	2	11,036	1,655	13%	12,693
WESTSIDE REGIONAL MED CTR	2	10,791	1,850	15%	12,643
MERCY HOSPITAL A CAMPUS OF PLANTATION GEN HOSP LAB	1	10,434	1,968	16%	12,403
ST ANTHONY'S HOSPITAL LAB	30	10,880	1,482	12%	12,392
NEMOURS CHILDRENS HOSPITAL	1	11,546	690	6%	12,237
MOLECULAR INFECTIOUS DISEASES	401	11,424	400	3%	12,225
GULF COAST MEDICAL CENTER MICROLAB		9,514	2,657	22%	12,171
REGIONAL MEDICAL CENTER BAYONET POINT	2	11,145	988	8%	12,135
LAKE CITY HM		11,147	988	8%	12,135
THE VILLAGES REGIONAL HOSPITAL		10,703	1,225	10%	11,928
FLORIDA HOSPITAL WATERMAN LABORATORY	70	10,997	861	7%	11,928
BINAXNOW	9	9,072	2,819	24%	11,900
PWN HEALTH	17	9,687	2,072	18%	11,776
ST MARKS HOSPITAL LABORATORY B	78	10,627	1,002	9%	11,707
CAPITAL REGIONAL MEDICAL CTR		9,322	2,307	20%	11,629
AVENTURA HOSPITAL LAB		9,291	2,183	19%	11,474
CORAL GABLES HOSPITAL CLINICAL LABORATORY		9,646	1,813	16%	11,459
HALIFAX MEDICAL CENTER LAB	37	9,695	1,699	15%	11,431
GENOVA DIAGNOSTICS LABORATORY	61	10,357	1,006	9%	11,424
ST JOSEPHS HOSPITAL	18	9,890	1,498	13%	11,406
FLORIDA LABORATORY ANALYSIS		9,839	1,455	13%	11,294
WEST BOCA MEDICAL CENTER LAB		10,360	842	8%	11,202
BLAKE MEDICAL CENTER		9,793	1,405	13%	11,198
COAST DIAGNOSTICS LLC	45	9,841	1,192	11%	11,078
BAPTIST HEALTH SOUTH FLORIDA - WEST KENDALL URGENT CARE		9,277	1,779	16%	11,056
LEE HEALTH - HEALTH PARK MEDICAL CENTER		9,235	1,794	16%	11,029
MANATEE MEMORIAL HOSPITAL		10,058	954	9%	11,012
LARKIN COMMUNITY HOSPITAL	10	9,503	1,449	13%	10,962
PATHNOSTICS	41	8,585	2,335	21%	10,961
PALM BEACH GARDENS MEDICAL CTR LAB		9,748	1,074	10%	10,822
MEASE COUNTRYSIDE LAB	14	9,552	1,171	11%	10,737
MEDRITE MEDICAL CARE, PC	5,057	5,156	515	5%	10,728
LARKIN COMMUNITY HOSPITAL INC DBA CARDIOTROPIC		6,820	3,621	35%	10,441
LAKE CITY MEDICAL CENTER		8,200	2,148	21%	10,348
PRECISION HEALTH RESOURCES LLC		9,662	657	6%	10,319
FLORIDA HOSPITAL HEARTLAND MED CTR CLINICAL LAB	33	8,855	1,343	13%	10,231
VIKOR SCIENTIFIC	46	8,368	1,760	17%	10,174
ADVENT HEALTH - WESLEY CHAPEL	14	9,050	949	9%	10,013
PLANTATION GENERAL HOSPITAL		8,335	1,540	16%	9,875
SRQ DRIVE THROUGH		8,944	905	9%	9,849
DOCTORS HOSPITAL	7	8,066	1,613	17%	9,686
AVECINA	17	8,927	698	7%	9,642
PALM BEACH BALL PARK		8,605	1,010	11%	9,615
FLORIDA MEDICAL CENTER - A CAMPUS OF NORTH SHORE	2	8,443	1,165	12%	9,610
LEON MEDICAL CENTERS LLC		7,536	2,054	21%	9,590

COVID-19: testing by laboratory

Data through Feb 19, 2021 verified as of Feb 20, 2021 at 09:25 AM

Data in this report are provisional and subject to change.

The numbers in the table below represent the number of Florida and non-Florida residents for whom test results were received by the Department of Health. A person can be tested by more than one laboratory and can have both positive and negative results. **Therefore, the sum of the numbers in each column will be larger than the total number of people tested.**

Reporting lab	Inconclusive	Negative	Positive	Percent positive	Total
SARKIS CLINICAL TRIALS	25	8,305	1,231	13%	9,561
P4 CLINICAL, LLC	196	8,385	950	10%	9,531
AVECINA MEDICAL	4	6,202	3,303	35%	9,509
CENTRAL FLORIDA REGIONAL HOSPITAL		8,469	989	10%	9,458
LABSTAT LLC	3	9,014	434	5%	9,451
NATIONWIDE LABORATORY SERVICES INC	324	7,861	1,257	13%	9,442
AMERICAN FAMILY CARE		5,220	4,222	45%	9,442
BOSTON HEART DIAGNOSTICS CORP		8,166	1,196	13%	9,362
EXPRESS GENE MOLECULAR DIAGNOSTICS LABORATORY		7,964	1,377	15%	9,341
NORTHSIDE HOSPITAL AND HEART INSTITUTE		8,370	963	10%	9,333
CORAL SPRINGS MED CTR		8,312	903	10%	9,215
FLORIDA HOSPITAL DELAND	10	7,877	1,153	13%	9,040
CERNERELR_BAYCARE	43	8,320	616	7%	8,979
ADVENTHEALTH CENTRA CARE WATERFORD LAKES		7,445	1,475	17%	8,920
NCF DIAGNOSTICS & DNA TECHNOLOGIES LAB	152	8,246	481	5%	8,879
INFORM DIAGNOSTICS, INC		8,280	494	6%	8,774
BAPTIST HEALTH SOUTH FLORIDA - COUNTRY WALK URGENT CARE		7,106	1,497	17%	8,603
SYNERGY DIAGNOSTIC LABORATORY	93	7,570	912	11%	8,575
CernerELR_Advent		7,380	1,184	14%	8,564
FLORIDA HOSPITAL FLAGLER	29	7,761	752	9%	8,542
OCALA REGIONAL MEDICAL CENTER		7,351	1,130	13%	8,481
WEST PALM HOSPITAL LAB		7,752	684	8%	8,436
BROWARD HEALTH NORTH CLINICAL LABORATORY		7,461	967	11%	8,428
NORTH SHORE MEDICAL CENTER		6,944	1,427	17%	8,371
AVECINA MEDICAL OAKLEAF	3	6,977	1,330	16%	8,310
MEDARBOR DIAGNOSTICS	1	7,203	1,102	13%	8,306
FLORIDA HOSPITAL ZEPHYRHILLS	10	7,369	901	11%	8,280
LABS ASAP LLC		7,436	812	10%	8,248
CERNERELR_BAPTISTMIAMI	31	7,313	862	11%	8,206
LEE HEALTH - GULF COAST MEDICAL CENTER	2	6,507	1,680	21%	8,189
ADVENTHEALTH CENTRA CARE ST CLOUD	1	7,052	1,130	14%	8,183
FLORIDA HOSPITAL OF CARROLLWOOD	23	6,960	1,138	14%	8,121
ALL CHILDREN'S HOSPITAL		7,507	553	7%	8,060
SOUTH BAY HOSPITAL CLINICAL LAB	1	7,002	851	11%	7,854
CLEVELAND CLINIC MARTIN SOUTH HOSPITAL	1	6,942	863	11%	7,806
SYNERGY LABORATORIES	7	6,632	1,032	13%	7,671
KD MEDICAL CHOICE LLC	5	6,867	715	9%	7,587
NCH NORTH NAPLES HOSPITAL LAB	15	6,733	830	11%	7,578
BAPTIST HEALTH SOUTH FLORIDA - MIAMI LAKES URGENT CARE		5,942	1,620	21%	7,562
BAPTIST HEALTH - BEACHES		6,942	617	8%	7,559
HEALTHQUEST ESOTERICS		6,220	1,337	18%	7,557
MEMORIAL HOSPITAL WEST LABORATORY SERVICES	14	6,800	690	9%	7,504
POINCIANA MEDICAL CENTER		5,819	1,665	22%	7,484
H LEE MOFFITT CANCER CENTER LABORATORY	1	7,269	213	3%	7,483
INFINITY BIOLOGIX LLC (GINKO BIOWORKS)	24	7,200	212	3%	7,436
ISPM LABS, LLC DBA CAPSTONE DIAGNOSTICS, LLC		7,043	378	5%	7,421
SANTA ROSA MEDICAL CENTER		6,066	1,353	18%	7,419

COVID-19: testing by laboratory

Data through Feb 19, 2021 verified as of Feb 20, 2021 at 09:25 AM

Data in this report are provisional and subject to change.

The numbers in the table below represent the number of Florida and non-Florida residents for whom test results were received by the Department of Health. A person can be tested by more than one laboratory and can have both positive and negative results. **Therefore, the sum of the numbers in each column will be larger than the total number of people tested.**

Reporting lab	Inconclusive	Negative	Positive	Percent positive	Total
BAYCARE COMMUNITY HEALTH		7,232	186	3%	7,418
ANNE BATES LEACH EYE HOSPITAL/ ABLEH MICROBIOLOGY LABORATORY	7	7,116	104	1%	7,227
WEST MARION COMMUNITY HOSPITAL LAB		5,991	1,230	17%	7,221
MEMORIAL HOSPITAL MICRO		6,701	491	7%	7,192
CLEVELAND CLINIC MARTIN NORTH HOSPITAL		6,331	829	12%	7,160
ARCPPOINT LABS OF FORT MYERS	4	6,208	876	12%	7,088
MORTON PLANT-MEASE	5	6,368	658	9%	7,031
GENE BY GENE, GENOMICS RESEARCH CENTER LAB	44	6,559	388	6%	6,991
ST LUCIE MEDICAL CENTER		5,599	1,353	19%	6,952
LAKESWOOD RANCH MEDICAL CENTER		6,390	557	8%	6,947
FLORIDA HOSPITAL FISH MEMORIAL	19	5,837	1,020	15%	6,876
LUMINUS DIAGNOSTICS		6,267	553	8%	6,820
ADVENTHEALTH CENTRA CARE CLERMONT		5,761	975	14%	6,736
ADVENTHEALTH CENTRA CARE UNIVERSITY	1	5,945	762	11%	6,708
BAPTIST HEALTH SOUTH FLORIDA - WESTCHESTER URGENT CARE		5,471	1,192	18%	6,663
ADVENTHEALTH CENTRA CARE WINTER GARDEN	1	5,873	720	11%	6,594
ADVENTHEALTH CENTRA CARE WINTER PARK		5,937	650	10%	6,587
VISTA CLINICAL	8	3,861	2,710	41%	6,579
MEDEXPRESS URGENT CARE	2	4,415	2,074	32%	6,491
FLORIDA HOSPITAL OCALA		5,615	866	13%	6,481
AVERO DIAGNOSTICS - IRVING	11	6,011	459	7%	6,481
HIALEAH HOSPITAL	4	4,971	1,423	22%	6,398
BAPTIST HEALTH SOUTH FLORIDA - DORAL URGENT CARE		5,064	1,269	20%	6,333
ADVENTHEALTH CENTRA CARE LAKELAND	1	5,443	824	13%	6,268
ADVENTHEALTH CENTRA CARE DR PHILLIPS		5,674	572	9%	6,246
UNKNOWN	3	3,308	2,922	47%	6,233
OVIEDO MEDICAL CENTER		5,516	629	10%	6,145
HOLIDAY CVS LLC		5,817	273	4%	6,090
ADVENTHEALTH CENTRA CARE LEE ROAD		5,471	617	10%	6,088
ST JOSEPHS NORTH HOSPITAL LAB	7	5,217	849	14%	6,073
BAPTIST HEALTH - NASSAU		5,710	335	6%	6,045
IMPERIAL POINT MEDICAL CENTER		5,469	512	9%	5,981
ATLANTIS URGENT CARE	1	4,377	1,530	26%	5,908
INDIAN RIVER MEDICAL CENTER		5,056	825	14%	5,881
BAYFRONT HEALTH - VENICE REGIONAL MEDICAL	1	5,338	505	9%	5,844
ADVENTHEALTH CENTRA CARE HUNTERS CREEK	3	5,017	810	14%	5,830
BAYFRONT HEALTH - PORT CHARLOTTE		5,317	478	8%	5,795
ST PETERSBURG GENERAL HOSPITAL		4,879	897	16%	5,776
FORT WALTON BEACH MEDICAL CENTER		4,903	858	15%	5,761
SOLARIS DIAGNOSTICS	10	5,127	563	10%	5,700
EMERALD COAST URGENT CARE		4,322	1,362	24%	5,684
MEDEXPRESS URGENT CARE OF BOYNTON BEACH LLC		5,287	387	7%	5,674
ADVENTHEALTH CENTRA CARE SANFORD		5,019	645	11%	5,664
COMMUNITY HEALTH CENTERS OF PINELLAS INC		4,449	1,160	21%	5,609
ADVENTHEALTH CENTRA CARE MOUNT DORA		4,695	911	16%	5,606
ADVENTHEALTH CENTRA CARE LAKE MARY	2	4,854	723	13%	5,579
NCH DOWNTOWN NAPLES HOSPITAL	13	4,992	563	10%	5,568

COVID-19: testing by laboratory

Data through Feb 19, 2021 verified as of Feb 20, 2021 at 09:25 AM

Data in this report are provisional and subject to change.

The numbers in the table below represent the number of Florida and non-Florida residents for whom test results were received by the Department of Health. A person can be tested by more than one laboratory and can have both positive and negative results. **Therefore, the sum of the numbers in each column will be larger than the total number of people tested.**

Reporting lab	Inconclusive	Negative	Positive	Percent positive	Total
ADVENTHEALTH CENTRA CARE KISSIMMEE		4,933	572	10%	5,505
BAPTIST HEALTH SOUTH FLORIDA - PEMBROKE PINES URGENT CARE		4,571	905	17%	5,476
CLINICAL REFERENCE LABORATORY	2	5,199	270	5%	5,471
TROPICANA FIELD - LOT 2	19	4,916	486	9%	5,421
FLORIDA HOSPITAL NORTH PINELLAS	11	4,962	442	8%	5,415
ADVENTHEALTH CENTRA CARE APOPKA	1	4,660	749	14%	5,410
SUNCOAST PATHOLOGY ASSOCIATES		4,920	456	8%	5,376
SUNRISE MEDICAL LABORATORIES	2	4,983	367	7%	5,352
SOUTH FLORIDA BAPTIST HOSPITAL MICRO	4	4,469	863	16%	5,336
MEDEXPRESS URGENT CARE HUDSON		4,597	717	13%	5,314
EMPIRE CITY LABORATORIES INC	58	4,495	748	14%	5,301
ADVENTIST HEALTH SYSTEMS, SUNBELT INC		4,637	641	12%	5,278
MARTIN HOSPITAL SOUTH LAB		4,966	288	5%	5,254
PARAMOUNT URGENT CARE		2,627	2,565	49%	5,192
NCH NORTH NAPLES HOSPITAL	6	4,502	608	12%	5,116
ADVENTHEALTH CENTRA CARE ALTAMONTE		4,474	631	12%	5,105
DOCTORS URGENT CARE LLC	1	4,147	941	18%	5,089
TRINITY SPRINGS		4,357	729	14%	5,086
ANGEL KIDS PEDIATRICS		4,761	303	6%	5,064
BAPTIST HEALTH SOUTH FLORIDA - CORAL SPRINGS URGENT CARE		4,332	699	14%	5,031
PUTNAM COMMUNITY MEDICAL CENTER		4,357	669	13%	5,026
MEDICAL DNA LABS LLC	3	4,558	440	9%	5,001
NORTHWEST FLORIDA COMMUNITY HOSPITAL	31	3,600	1,367	27%	4,998
MICROGEN DX	4	4,262	674	14%	4,940
ACUTIS DIAGNOSTICS	17	3,926	968	20%	4,911
ADVENTHEALTH CENTRA CARE AZALEA PARK		4,194	703	14%	4,897
PRO CLINIC		3,826	1,018	21%	4,844
EGLIN AIR FORCE BASE	12	3,354	1,425	30%	4,791
UNIVERSITY HOSPITAL AND MEDICAL CENTER		3,620	1,129	24%	4,749
AHCC WESLEY CHAPEL		4,243	503	11%	4,746
ADVENTHEALTH CENTRA CARE OVIEDO		4,060	661	14%	4,721
BAPTIST HEALTH - NORTH		3,663	1,035	22%	4,698
URGENT CARE CURE	2	3,994	669	14%	4,665
ADVENTHEALTH EXPRESS CARE		3,777	874	19%	4,651
DOCTORS URGENT CARE OF LUTZ LLC	1	3,728	919	20%	4,648
ESCAMBIA COMMUNITY CLINICS INC	8	3,425	1,174	25%	4,607
COASTAL MED URGENT CARE		3,137	1,461	32%	4,598
NIGHT LITE PEDIATRICS	4	3,341	1,250	27%	4,595
PALMS OF PASADENA HOSPITAL		4,034	504	11%	4,538
BAPTIST HEALTH SOUTH FLORIDA - TAMiami TRAIL URGENT CARE		3,625	888	20%	4,513
MOFFITT CANCER CENTER	6	4,393	95	2%	4,494
MEDEXPRESS URGENT CARE - ESTERO		4,012	459	10%	4,471
ADVENTHEALTH CENTRA CARE SOUTH ORANGE		3,831	636	14%	4,467
ADVENTHEALTH CENTRA CARE LONGWOOD		3,940	520	12%	4,460
THE CENTER FOR URGENT CARE	3	3,700	745	17%	4,448
FLORIDA FAMILY LABORATORY, INC DBA	33	4,011	384	9%	4,428
ADVENTHEALTH CENTRA CARE ORANGE LAKE		3,921	507	11%	4,428

COVID-19: testing by laboratory

Data through Feb 19, 2021 verified as of Feb 20, 2021 at 09:25 AM

Data in this report are provisional and subject to change.

The numbers in the table below represent the number of Florida and non-Florida residents for whom test results were received by the Department of Health. A person can be tested by more than one laboratory and can have both positive and negative results. **Therefore, the sum of the numbers in each column will be larger than the total number of people tested.**

Reporting lab	Inconclusive	Negative	Positive	Percent positive	Total
ADVENT HEALTH - HEART OF FLORIDA ER	1	3,785	637	14%	4,423
BAPTIST HEALTH SOUTH FLORIDA - CORAL GABLES (UNIVERSITY) URGENT CARE		3,805	601	14%	4,406
DOCTORS HOSPITAL OF SARASOTA CLINICAL LABORATORY		3,830	574	13%	4,404
MINUTECLINIC		3,788	610	14%	4,398
WESTCHESTER HOSPITAL	23	3,517	843	19%	4,383
ADVENTHEALTH CENTRA CARE PORT ORANGE		3,663	716	16%	4,379
MINUTECLINIC LLC #3703		3,655	723	17%	4,378
BAPTIST HEALTH SOUTH FLORIDA - KENDALE LAKES URGENT CARE		3,507	858	20%	4,365
URGENT CARE OF THE PALM BEACHES		3,555	785	18%	4,340
MEDEXPRESS URGENT CARE - ROYAL PALM BEACH		3,895	440	10%	4,335
LEE HEALTH CONVENIENT CARE - PAGE FIELD		3,768	559	13%	4,327
PEDIATRIC HEALTH CARE ALLIANCE PA		3,953	361	8%	4,314
RAULERSON HOSPITAL		3,532	756	18%	4,288
HEALTH FIRST ADVENTHEALTH CENTRA CARE GATEWAY	1	3,858	427	10%	4,286
HEALTH FIRST ADVENTHEALTH CENTRA CARE TITUSVILLE		3,825	459	11%	4,284
BAPTIST HEALTH SOUTH FLORIDA - PINECREST URGENT CARE		3,681	579	14%	4,260
MEASE DUNEDIN HOSPITAL	5	3,829	426	10%	4,260
ADVENTHEALTH CENTRA CARE SAND LAKE		3,799	431	10%	4,230
QDX PATHOLOGY SERVICES	2	3,873	340	8%	4,215
MEDEXPRESS URGENT CARE PALM BEACH GARDENS		3,868	345	8%	4,213
FLORIDA COMMUNITY HEALTH CENTER		3,278	907	22%	4,185
ADVENTHEALTH CENTRA CARE LEESBURG		3,389	795	19%	4,184
BAPTIST HEALTH SOUTH FLORIDA - CORAL GABLES URGENT CARE		3,489	695	17%	4,184
MEDEXPRESS URGENT CARE - GOLDEN GATE		3,739	443	11%	4,182
TALLAHASSEE PRIMARY CARE ASSOCIATES		3,601	528	13%	4,129
NIGHT LITE PEDIATRICS URGENT CARE	1	3,414	638	16%	4,053
BAPTIST HEALTH SOUTH FLORIDA - PALMETTO BAY URGENT CARE		3,398	642	16%	4,040
PHYSICIANS REGIONAL MEDICAL CENTER - PINE RIDGE RD	1	3,265	732	18%	3,998
PALMS MEDICAL GROUP	5	2,787	1,190	30%	3,982
LABORATORY OF FLORIDA LLC	40	3,646	289	7%	3,975
BETHESDA HOSPITAL WEST		3,549	407	10%	3,956
US BIOTEK LABORATORIES	14	3,554	362	9%	3,930
PARAMOUNT URGENT CARE - WINDERMERE		2,530	1,398	36%	3,928
GENESIS DIAGNOSTICS		3,686	240	6%	3,926
BAYFRONT HEALTH - SEVEN RIVERS		3,560	346	9%	3,906
ASCENSION SACRED HEART - EMERALD COAST		3,217	684	18%	3,901
BAYA PHARMACY & URGENT CARE		2,808	1,044	27%	3,852
MEDEXPRESS URGENT CARE - LAKELAND		3,398	444	12%	3,842
TWIN CITIES HOSPITAL	1	3,332	482	13%	3,815
PREMIER URGENT CARE OF BREVARD LLC	3	3,328	484	13%	3,815
MEMORIAL HOSPITAL- MIRAMAR	12	3,478	294	8%	3,784
MEDCOMP SCIENCES LLC	65	1,968	1,738	46%	3,771
ADVENTHEALTH CENTRA CARE		3,288	400	11%	3,688
DOCTORS TEST CENTERS		3,251	424	12%	3,675
CLARITY LAB SOLUTIONS LLC		3,608	4	0%	3,612
BAYFRONT HEALTH - BROOKSVILLE		3,177	434	12%	3,611
ADVENTHEALTH PROMPT CARE	2	2,537	1,039	29%	3,578

COVID-19: testing by laboratory

Data through Feb 19, 2021 verified as of Feb 20, 2021 at 09:25 AM

Data in this report are provisional and subject to change.

The numbers in the table below represent the number of Florida and non-Florida residents for whom test results were received by the Department of Health. A person can be tested by more than one laboratory and can have both positive and negative results. **Therefore, the sum of the numbers in each column will be larger than the total number of people tested.**

Reporting lab	Inconclusive	Negative	Positive	Percent positive	Total
ADVENTHEALTH CENTRA CARE COLONIAL TOWN	2	3,158	383	11%	3,543
SIPARADIGM LLC	39	3,245	238	7%	3,522
DESOTO MEMORIAL HOSPITAL	3	2,882	629	18%	3,514
ACCU REFERENCE MEDICAL LAB	9	2,741	751	21%	3,501
BAPTIST HEALTH SOUTH FLORIDA - DAVIE URGENT CARE		2,892	602	17%	3,494
VENTURE MEDICAL OF FLORIDA LLC		3,227	255	7%	3,482
ENGLEWOOD COMMUNITY HOSPITAL		3,120	328	10%	3,448
SPORTS DRUG TESTING LABORATORY	55	3,270	110	3%	3,435
LAKESIDE MEDICAL CENTER		2,668	751	22%	3,419
MIDWAY SPECIALTY CARE CENTER DIAGNOSTICS	38	3,109	236	7%	3,383
BAYFRONT HEALTH - PUNTA GORDA		3,118	247	7%	3,365
MINUTECLINIC LLC		2,818	488	15%	3,306
BAPTIST HEALTH SOUTH FLORIDA - WESTON URGENT CARE		2,911	391	12%	3,302
MINUTECLINIC LLC # 0709		2,813	484	15%	3,297
AMELIA URGENT CARE		1,717	1,542	47%	3,259
MINUTECLINIC LLC #1067		2,813	420	13%	3,233
BARTOW REGIONAL MEDICAL CENTER	1	2,673	507	16%	3,181
MEDEXPRESS URGENT CARE CAPE CORAL		2,714	459	14%	3,173
BAYFRONT HEALTH - SPRING HILL		2,847	282	9%	3,129
HEALTH FIRST ADVENTHEALTH CENTRA CARE COCOA		2,801	288	9%	3,089
HIGHLANDS REGIONAL MEDICAL CENTER		2,383	703	23%	3,086
BAPTIST HEALTH URGENT CARE AT SAWGRASS		2,585	500	16%	3,085
PRECISION HEALTH SOLUTIONS		2,893	166	5%	3,059
MINUTECLINIC LLC #8396		2,612	439	14%	3,051
ADVENTIST HEALTH SYSTEMS SUNBELT IN DBA		2,736	312	10%	3,048
BAPTIST HEALTH SOUTH FLORIDA - BRICKELL URGENT CARE		2,521	520	17%	3,041
PHARMCO RX	2	2,789	228	8%	3,019
HOLIDAY CVS LLC DBA CVS PHARMACY #5154		2,921	78	3%	2,999
WALGREEN CO	2	2,600	330	11%	2,932
VETERANS AFFAIRS MEDICAL CENTER - ORLANDO	1	1,343	1,569	54%	2,913
SELECT LABORATORIES - MARION COUNTY, FL LLC	5	2,599	295	10%	2,899
STONE CLINICAL LABORATORIES		2,790	96	3%	2,886
MEDEXPRESS URGENT CARE - DELAND		2,582	303	11%	2,885
WALGREENS ORLANDO	3	2,523	340	12%	2,866
MEDEXPRESS URGENT CARE LEHIGH ACRES		2,492	364	13%	2,856
BRASHEAR'S VITAL CARE CORP		2,241	610	21%	2,851
QUICK CARE MED PL	2	2,228	593	21%	2,823
HEALTH FIRST ADVENTHEALTH CENTRA CARE MALABAR		2,529	289	10%	2,818
MINUTECLINIC LLC #3631		2,361	434	16%	2,795
MEMORIAL HOSPITAL PEMBROKE	3	2,459	329	12%	2,791
ADVENTHEALTH CENTRA CARE KIDS LAKE MARY		2,554	207	7%	2,761
BMCT Molecular Diagnostics Subsection		2,267	483	18%	2,750
ALTRU DIAGNOSTICS INC	2	2,588	156	6%	2,746
MINUTECLINIC LLC 5852		2,318	418	15%	2,736
MC DIAGNOSTIC OF CONNECTICUT, PC #2220		2,330	404	15%	2,734
VERILY LIFE SCIENCES		2,709	24	1%	2,733
PRIMEHEALTH URGENT CARE INC		2,341	383	14%	2,724

COVID-19: testing by laboratory

Data through Feb 19, 2021 verified as of Feb 20, 2021 at 09:25 AM

Data in this report are provisional and subject to change.

The numbers in the table below represent the number of Florida and non-Florida residents for whom test results were received by the Department of Health. A person can be tested by more than one laboratory and can have both positive and negative results. **Therefore, the sum of the numbers in each column will be larger than the total number of people tested.**

Reporting lab	Inconclusive	Negative	Positive	Percent positive	Total
ADVENT HEALTH CENTRA CARE -WINTER PARK KIDS URGENT CARE	4	2,465	239	9%	2,708
CITRUS MEMORIAL HOSPITAL LABORATORY		2,248	446	17%	2,694
MINUTE CLINIC LLC		2,291	346	13%	2,637
ADVENT HEALTH - NEW SMYRNA		2,084	550	21%	2,634
EMERALD COAST URGENT CARE, LLC	1	1,968	659	25%	2,628
NXGEN MDX LLC	4	2,324	287	11%	2,615
MARINERS HOSPITAL		2,348	254	10%	2,602
MEDONE PLLC		1,958	635	24%	2,593
BAPTIST HEALTH EMERGENCY CENTER COUNTRY WALK	1	2,178	412	16%	2,591
BAPTIST HEALTH - CLAY		2,215	373	14%	2,588
MINUTECLINIC LLC #5249		2,031	542	21%	2,573
ADVENT HEALTH - OCALA		2,124	447	17%	2,571
MINUTECLINIC LLC #3463		2,142	426	17%	2,568
GESSLER CLINIC	2	1,697	853	33%	2,552
HOLMES REG MED CENTER CLINICAL LAB		2,178	372	15%	2,550
PARAMOUNT URGENT CARE - ORLANDO		1,667	864	34%	2,531
BAPTIST HEALTHCARE - GULF BREEZE HOSPITAL	3	2,088	439	17%	2,530
SCION LAB SERVICES LLC	23	2,315	188	7%	2,526
ACCESS POINT HEALTHCARE URGENT & PRIMARY CARE	2	1,889	625	25%	2,516
MINUTECLINIC LLC #5253		2,053	432	17%	2,485
EMERALD COAST URGENT CARE LLC		1,804	653	27%	2,457
MEDEXPRESS FORT MYERS		2,154	301	12%	2,455
PARAMOUNT URGENT CARE INC		810	1,644	67%	2,454
BAPTIST HEALTH - OAKLEAF		2,006	429	18%	2,435
PROHEALTH	3	944	1,483	61%	2,430
PARAMOUNT URGENT CARE - OVIEDO		1,657	770	32%	2,427
MEDEXPRESS URGENT CARE - VERO BEACH		2,091	310	13%	2,401
COMMUNITY HEALTH NORTHWEST FLORIDA	4	1,835	548	23%	2,387
SACRED HEART HEALTH SYSTEM, INC	1	1,573	812	34%	2,386
CARENOW URGENT CARE		1,376	1,000	42%	2,376
MINUTECLINIC LLC #4415		1,981	381	16%	2,362
MEDEXPRESS URGENT CARE CORAL SPRINGS		2,123	238	10%	2,361
BAPTIST HEALTH SOUTH FLORIDA - MIAMI BEACH URGENT CARE		2,003	340	15%	2,343
PHYSICIANS STAT LAB	3	1,066	1,261	54%	2,330
LEE HEALTH - COCONUT POINT CLINICAL LAB	2	1,872	433	19%	2,307
PHYSICIAN ASSOCIATES		2,068	237	10%	2,305
MARION E FETHER MEDICAL CENTER, THE		2,106	189	8%	2,295
MINUTECLINIC LLC #5190		1,888	400	17%	2,288
MINUTECLINIC LLC #5854		1,917	359	16%	2,276
BLUE MED CONSULTANTS		2,164	90	4%	2,254
MEDEXPRESS URGENT CARE - CLEWISTON		1,884	365	16%	2,249
ADVENTHEALTH CENTRA CARE CONWAY		1,888	342	15%	2,230
PRIMEHEALTH URGENT CARE	1	1,865	360	16%	2,226
PHYSICIANS REGIONAL MEDICAL CENTER - COLLIER BLVD	1	1,526	695	31%	2,222
LOWER KEYS MEDICAL CENTER		1,924	245	11%	2,169
DONALD W ROBERTSON DO PA		1,659	483	23%	2,142
WELLINGTON REGIONAL MEDICAL CENTER		1,908	211	10%	2,119

COVID-19: testing by laboratory

Data through Feb 19, 2021 verified as of Feb 20, 2021 at 09:25 AM

Data in this report are provisional and subject to change.

The numbers in the table below represent the number of Florida and non-Florida residents for whom test results were received by the Department of Health. A person can be tested by more than one laboratory and can have both positive and negative results. **Therefore, the sum of the numbers in each column will be larger than the total number of people tested.**

Reporting lab	Inconclusive	Negative	Positive	Percent positive	Total
FLORIDA MEDICAL CLINIC	3	998	1,097	52%	2,098
BAY MEDICAL CENTER SACRED HEART HEALTH SYSTEM		1,570	527	25%	2,097
MINUTECLINIC LLC #7886		1,784	295	14%	2,079
MINUTECLINIC LLC #3662		1,753	303	15%	2,056
ASSOCIATED PATHOLOGISTS, LLC	3	1,673	368	18%	2,044
DYNIX DIAGNOSTIX		1,697	346	17%	2,043
DR G'S URGENT CARE		1,765	266	13%	2,031
TAMPA COMMUNITY HOSPITAL		1,717	313	15%	2,030
AMELIA EXPRESS CARE LLC	10	1,722	294	15%	2,026
MINUTECLINIC, LLC #4015		1,512	488	24%	2,000
MINUTECLINIC LLC #5214		1,712	286	14%	1,998
MEDEXPRESS URGENT CARE BOCA RATON		1,829	166	8%	1,995
ASCENSION SACRED HEART - GULF		1,486	499	25%	1,985
MINUTECLINIC LLC #7887		1,751	217	11%	1,968
PATIENTS FIRST - THOMASVILLE ROAD		1,728	231	12%	1,959
DOC SMILEY'S URGENT CARE		1,706	247	13%	1,953
MINUTECLINIC LLC # 0514		1,711	238	12%	1,949
MINUTECLINIC LLC #1771		1,639	309	16%	1,948
MINUTECLINIC LLC #4458		1,567	379	19%	1,946
FLOWERS HOSPITAL		1,755	188	10%	1,943
UNIVERSITY OF NORTH FLORIDA STUDENT HEALTH		1,871	63	3%	1,934
MINUTECLINIC LLC # 3930		1,638	284	15%	1,922
ADVENT HEALTH - DADE CITY		1,672	244	13%	1,916
MINUTECLINIC LLC #5069		1,565	338	18%	1,903
MINUTECLINIC LLC #1055		1,498	390	21%	1,888
MEDFAST URGENT CARE CENTERS LLC		563	1,324	70%	1,887
GENUS3		1,803	71	4%	1,874
MINUTECLINIC LLC #3814		1,565	309	16%	1,874
INTELEX LABS, LLC		1,815	58	3%	1,873
MINUTECLINIC LLC #3705		1,619	243	13%	1,862
MINUTECLINIC LLC # 3686		1,570	266	14%	1,836
MINUTECLINIC LLC #7225		1,579	256	14%	1,835
MEDEXPRESS PORT CHARLOTTE		1,667	166	9%	1,833
BOND URGENT CARE LLC		1,346	477	26%	1,823
MINUTECLINIC LLC #3003		1,446	377	21%	1,823
PARRISH MEDICAL CENTER	1	1,586	231	13%	1,818
CHARLES AIESI CONSULTING INC	8	1,580	209	12%	1,797
WHOLE FAMILY HEALTH CENTER INC		1,478	315	18%	1,793
JACKSON HOSPITAL CLINICAL LABORATORY		1,514	273	15%	1,787
MINUTECLINIC LLC #7973		1,541	242	14%	1,783
MINUTECLINIC, LLC #3204		1,467	305	17%	1,772
MINUTECLINIC LLC #3291		1,537	223	13%	1,760
EMERGENCY PHYSICIANS MEDICAL CENTER		733	1,012	58%	1,745
Community_Health		1,533	199	11%	1,732
MARTIN HEALTH SYSTEM - ST LUCIE WEST		1,563	167	10%	1,730
NCH NORTHEAST	7	1,330	388	22%	1,725
MINUTECLINIC LLC #7173		1,501	217	13%	1,718

COVID-19: testing by laboratory

Data through Feb 19, 2021 verified as of Feb 20, 2021 at 09:25 AM

Data in this report are provisional and subject to change.

The numbers in the table below represent the number of Florida and non-Florida residents for whom test results were received by the Department of Health. A person can be tested by more than one laboratory and can have both positive and negative results. **Therefore, the sum of the numbers in each column will be larger than the total number of people tested.**

Reporting lab	Inconclusive	Negative	Positive	Percent positive	Total
MINUTECLINIC LLC #3257		1,411	298	17%	1,709
MINUTECLINIC, LLC (CLINIC 10699)		1,465	244	14%	1,709
AFC PHYSICIANS OF FLORIDA		1,259	445	26%	1,704
AMERICAN RESEARCH LABS		1,481	220	13%	1,701
NCHMD INC		1,413	285	17%	1,698
JW PLASTIC SURGERY		1,449	244	14%	1,693
BARDMOOR LABORATORY	9	1,435	245	15%	1,689
IGENOMIX USA LLC	47	1,482	157	9%	1,686
DOC SMILEYS URGENT CARE LLC		1,359	309	19%	1,668
MINUTECLINIC LLC # 7933		1,456	210	13%	1,666
SPARROW HEALTHCARE	2	1,411	250	15%	1,663
LAKE WALES MEDICAL CENTER INC		1,431	222	13%	1,653
NORTH SHORE LONG ISLAND JEWISH HEALTH	1	1,557	80	5%	1,638
MINUTECLINIC LLC #3748		1,311	321	20%	1,632
MINUTECLINIC, LLC #5817		1,334	297	18%	1,631
PENSACOLA PEDIATRICS PA	1	1,465	162	10%	1,628
KEYS AHEC SCHOOL MEDICAL CLINIC	7	1,518	101	6%	1,626
MINUTECLINIC LLC #4024		1,374	237	15%	1,611
MINI ER WATERFORD LAKES, THE		1,369	242	15%	1,611
MINUTECLINIC LLC #4612		1,260	348	22%	1,608
MINUTECLINIC LLC #5216		1,366	241	15%	1,607
MEDIQUICK URGENT CARE CENTERS INC		1,124	481	30%	1,605
OPTEO LABORATORY		1,555	34	2%	1,589
MINUTECLINIC LLC #5924		1,335	254	16%	1,589
MINUTECLINIC LLC #3654		1,296	286	18%	1,582
ELLENTON URGENT CARE		1,344	234	15%	1,578
NEIGHBORHOOD MEDICAL CENTER INC	17	1,389	171	11%	1,577
MELBOURNE MEDICAL LABORATORY	2	1,365	202	13%	1,569
MINUTECLINIC LLC #3285		1,355	212	14%	1,567
SHELL POINT NURSING PAVILION	1	1,492	70	4%	1,563
LABTECH DIAGNOSTIC		1,281	281	18%	1,562
CAREFAST+		868	691	44%	1,559
MINUTECLINIC LLC #3255		1,311	239	15%	1,550
LABORATORY SPECIALISTS OF MICHIGAN		1,287	263	17%	1,550
JUPITER MEDICAL CENTER URGENT CARE		1,145	404	26%	1,549
MINUTECLINIC LLC #3635		1,343	201	13%	1,544
MINUTECLINIC LLC #3648		1,229	309	20%	1,538
GENESIS LABORATORY MANAGEMENT	11	1,301	225	15%	1,537
RIVER TOWN DIAGNOSTIC LLC		1,272	261	17%	1,533
ASSURANCE SCIENTIFIC LABORATORIES	1	1,248	282	18%	1,531
MINUTECLINIC LLC # 3579		1,288	214	14%	1,502
MINUTECLINIC LLC #4201		1,290	184	12%	1,474
MINUTECLINIC LLC #1821		1,318	155	11%	1,473
BAYFRONTVENICEREGIONAL		1,385	78	5%	1,463
MINUTECLINIC LLC #1807		1,226	236	16%	1,462
BAPTIST HEALTH SOUTH FLORIDA - COUNTRY WALK URGENT CARE EXPRESS		1,235	216	15%	1,451
ADVANCE MEDICAL OF NAPLES		326	1,123	78%	1,449

COVID-19: testing by laboratory

Data through Feb 19, 2021 verified as of Feb 20, 2021 at 09:25 AM

Data in this report are provisional and subject to change.

The numbers in the table below represent the number of Florida and non-Florida residents for whom test results were received by the Department of Health. A person can be tested by more than one laboratory and can have both positive and negative results. **Therefore, the sum of the numbers in each column will be larger than the total number of people tested.**

Reporting lab	Inconclusive	Negative	Positive	Percent positive	Total
PHYSICIANS PRIMARY CARE	2	1,237	210	14%	1,449
BAYFRONT HEALTH - CITRUS HILLS		1,238	206	14%	1,444
UHEALTH DEERFIELD BEACH/UMSYLVESTER DEERFIELD BEACH LABORATORY	3	1,380	55	4%	1,438
AFC PHYSICIANS OF FLORIDA PA		1,034	397	28%	1,431
BAPTIST HEALTH EMERGENCY CENTER AT WEST CORAL WAY		1,108	316	22%	1,424
BIOCERNA LLC	9	1,248	164	12%	1,421
PATIENTS CHOICE LABORATORIES		829	589	42%	1,418
HEALTH CARE DISTRICT OF PALM BEACH COUNTY	1	1,225	172	12%	1,398
LITTLE PINE PEDIATRICS		1,135	257	18%	1,392
COASTAL LABORATORIES	1	1,095	284	21%	1,380
WHITE WILSON MEDICAL CENTER		165	1,212	88%	1,377
ADVENTHEALTH CENTRA CARE WINTER HAVEN	1	739	619	46%	1,359
ASCENSION ST VINCENT'S - SOUTHSIDE		1,309	49	4%	1,358
ARCPPOINT LABS		809	537	40%	1,346
BAPTIST HEALTH SOUTH FLORIDA - KEY BISCANE URGENT CARE EXPRESS		1,180	164	12%	1,344
MINUTECLINIC LLC #476		1,145	198	15%	1,343
MEDEXPRESS URGENT CARE - JAX ATLANTIC BLVD		1,132	194	15%	1,326
OPTUM LABS LLC		1,158	156	12%	1,314
TEMPUS CLINICAL LABORATORY	10	1,150	145	11%	1,305
ED FRASER MEMORIAL HOSPITAL		1,060	242	19%	1,302
MINUTECLINIC LLC #3637		1,002	298	23%	1,300
AMELIA EXPRESS CARE		710	589	45%	1,299
KETAMINE HEALTH CENTERS LLC		1,183	108	8%	1,291
BAPTIST HEALTHCARE - JAY HOSPITAL	1	924	356	28%	1,281
MINUTECLINIC LLC #8381		1,095	186	15%	1,281
UNIVERSITY OF ALABAMA AT BIRMINGHAM		1,246	34	3%	1,280
FLORIDA DEPARTMENT OF HEALTH IN POLK COUNTY	2	978	292	23%	1,272
PARAMOUNT URGENT CARE VILLAGES		912	360	28%	1,272
TREASURE COAST MEDICAL ASSOCIATES INC		747	521	41%	1,268
JOHNS HOPKINS ALL CHILDREN'S HOSPITAL		1,184	83	7%	1,267
PROJECT HEALTH, INC SUMTERVILLE	5	1,033	224	18%	1,262
SMA LAB	8	1,105	143	11%	1,256
NYU HOSPITALS CENTER CLINICAL LABORATORIES		1,214	40	3%	1,254
PEDIATRIC HEALTH CARE ALLIANCE - NORTHDAL		1,140	111	9%	1,251
UHEALTH CLINIC AT WALGREENS		1,005	243	19%	1,248
MINUTECLINIC LLC #1350		1,051	193	16%	1,244
MINUTECLINIC LLC #3236		1,047	175	14%	1,222
MINUTECLINIC, LLC #3245		966	254	21%	1,220
VAVA PARTNERS LLC		440	779	64%	1,219
TOM LEE COMMUNITY HEALTH CENTER		806	410	34%	1,216
CLINICORE		1,124	91	7%	1,215
MINUTECLINIC LLC #6007		1,024	178	15%	1,202
HOLIDAY CVS LLC DBA CVSPHARMACY #5155		1,145	52	4%	1,197
ACCESS MEDICAL LABS		746	448	38%	1,194
PREMIER MEDICAL	1	1,097	94	8%	1,192
FIU-HEALTH AUXILIARY LABORATORY	6	1,104	80	7%	1,190
MINUTECLINIC, LLC # 4469		998	181	15%	1,179

COVID-19: testing by laboratory

Data through Feb 19, 2021 verified as of Feb 20, 2021 at 09:25 AM

Data in this report are provisional and subject to change.

The numbers in the table below represent the number of Florida and non-Florida residents for whom test results were received by the Department of Health. A person can be tested by more than one laboratory and can have both positive and negative results. **Therefore, the sum of the numbers in each column will be larger than the total number of people tested.**

Reporting lab	Inconclusive	Negative	Positive	Percent positive	Total
AMELIA EARHART		999	179	15%	1,178
MINUTECLINIC LLC #1815		984	159	14%	1,143
GENOME LLC	2	1,046	90	8%	1,138
ST ANNES NURSING CENTER		1,110	24	2%	1,134
CAPSTONE HEALTHCARE		802	329	29%	1,131
STAGEZERO LIFE SCIENCES INC	3	1,028	99	9%	1,130
EPN URGENT CARE NAPLES	2	773	352	31%	1,127
NORTH FLORIDA PEDIATRICS-TALLAHASSEE	1	1,026	98	9%	1,125
VERITAS GENETICS	61	942	119	11%	1,122
XPRESS URGENT CARE	4	953	165	15%	1,122
EXACT SCIENCES LABORATORIES, LLC		973	148	13%	1,121
SOLARIS HEALTHCARE PALATKA		1,015	101	9%	1,116
ADVANCED MEDICAL OF NAPLES LLC		981	129	12%	1,110
OPTUMCARE FLORIDA LLC		871	239	22%	1,110
CAREMED CLINIC LLC	1	850	257	23%	1,108
LAB24 INC	3	436	667	60%	1,106
XYZ LABORATORY	8	942	146	13%	1,096
ADVANCED DIAGNOSTIC LABORATORY		1,027	47	4%	1,074
PARAMOUNT URGENT CARE - CLERMONT		686	377	35%	1,063
PROFESSIONAL HEALTH EXAMINERS DBA PROHEALTH	1	857	204	19%	1,062
FIRST QUALITY LABORATORY		991	70	7%	1,061
RAINBOW RIVER MEDICAL LABORATORY		977	83	8%	1,060
EUROFINS NTD, LLC		1,014	44	4%	1,058
COASTAL PEDIATRIC GROUP		914	143	14%	1,057
PALM HARBOR PHARMACY		908	142	14%	1,050
PALM BAY HOSPITAL CLINICAL LABORATORY		724	319	31%	1,043
NAPLES URGENT CARE	1	656	382	37%	1,039
STEWART REFERENCE LABORATORY	1	595	441	43%	1,037
MINUTECLINIC LLC #5157		878	157	15%	1,035
READY RESPONDERS FLORIDA, PLLC		888	144	14%	1,032
HENDRY REGIONAL MEDICAL CENTER CLINICAL LABORATORY		794	238	23%	1,032
PROHEALTH MEDICAL CLINIC		433	596	58%	1,029
ER QUICKCARE PL		870	155	15%	1,025
PATIENTS FIRST LAKE ELLA MEDICAL CENTER		885	127	13%	1,012
VERITOR		850	151	15%	1,001
FLAGLER HOSPITAL LABORATORY	8	36	951	96%	995
LAKELAND REGIONAL HEALTH - PWC/OB		36	954	96%	990
PRIMARY CARE OF THE TREASURE COAST		861	128	13%	989
GENEIQ		931	52	5%	983
MINUTECLINIC LLC #214		840	135	14%	975
NORTH FLORIDA PEDIATRICS - LAKE CITY		761	203	21%	964
VRL EUROFINS		927	32	3%	959
ARCPOINT LABS OF CORAL SPRINGS FL		848	99	10%	947
CAREFAST MURABELLA		501	446	47%	947
LENCO MEDICAL LABORATORY		892	42	4%	934
ADDICTION LABS OF AMERICA	3	858	71	8%	932
MIAMI JEWISH HEALTH SYSTEMS		871	56	6%	927

COVID-19: testing by laboratory

Data through Feb 19, 2021 verified as of Feb 20, 2021 at 09:25 AM

Data in this report are provisional and subject to change.

The numbers in the table below represent the number of Florida and non-Florida residents for whom test results were received by the Department of Health. A person can be tested by more than one laboratory and can have both positive and negative results. **Therefore, the sum of the numbers in each column will be larger than the total number of people tested.**

Reporting lab	Inconclusive	Negative	Positive	Percent positive	Total
VRL EUROFINIS - DALLAS		913	13	1%	926
APALACHEE CORRECTIONAL INSTITUTION EAST UNIT		907	18	2%	925
PROFESSIONAL HEALTH EXAMINERS		791	133	14%	924
GENE TOX WORLDWIDE	60	736	125	14%	921
MINUTECLINIC LLC #8927		763	150	16%	913
HISTOPATHOLOGY SERVICES, LLC		810	101	11%	911
MEDIPATH LLC		642	261	29%	903
BROWNWOOD CARE CENTER		822	77	9%	899
FAST TRACK URGENT CARE CENTER		4	895	100%	899
INTEGRITY LABORATORIES, LLC	2	727	161	18%	890
MINUTECLINIC, LLC DBA MINUTECLINIC #4717		851	36	4%	887
MYTEST DIAGNOSTICS		821	61	7%	882
PROJECT HEALTH INC	4	735	140	16%	879
STEWART ROCKLEDGE HOSPITAL		692	184	21%	876
TACACHALE CLINICAL LABORATORY	1	823	46	5%	870
THE HEALTH CENTER OF PLANT CITY		793	69	8%	862
TYNDALL AIR FORCE BASE		665	196	23%	861
LAKELAND REGIONAL HEALTH PABLO		729	127	15%	856
MEDICAL CONSULTANTS OF FLORIDA, LLC	1	710	145	17%	856
MINUTECLINIC LLC #5187		741	113	13%	854
NORTH FLORIDA PEDIATRICS PA - SUWANNEE	3	731	118	14%	852
SUNRISE URGENT CARE ASSOCIATES LLC D/B/A	5	499	346	41%	850
LPG COCONUT POINT		692	152	18%	844
MINUTECLINIC LLC		740	103	12%	843
PHAROS HEALTH		629	203	24%	832
CVS HEALTH		591	237	29%	828
UNIVERSITY OF WEST FLORIDA STUDENT HEALTH SERVICES	1	705	121	15%	827
COVANCE CLINICAL RESEARCH UNIT INC		798	23	3%	821
C.W. BILL YOUNG VA MEDICAL CENTER	1	21	799	97%	821
LEE COUNTY EMERGENCY MEDICAL SERVICE		714	106	13%	820
FLORIDA HOSPITAL ORLANDO		743	74	9%	817
ADVENTHEALTH CENTRA CARE TRINITY		712	104	13%	816
MOLECULAR TESTING LABS		758	53	7%	811
ASCENSION ST VINCENT'S - CLAY		775	35	4%	810
ST PETERSBURG PEDIATRICS	1	726	83	10%	810
USF MORSANI CENTER FOR ADVANCED HEALTH CARE		707	95	12%	802
INTERLACHEN PEDIATRICS		769	32	4%	801
BAPTIST HEALTH - MD ANDERSON CANCER CENTER		795	5	1%	800
DEPARTMENT OF CLINICAL LABS		781	17	2%	798
NITE LITE PEDIATRICS		234	563	71%	797
ABSOLUTE GENOMICS	1	638	148	19%	787
CATALYST WALK IN CLINIC		622	163	21%	785
PEDIATRICS OF CENTRAL FLORIDA PA	20	719	43	5%	782
DYNIX DIAGNOSTICS	2	524	252	32%	778
FISHERMENS HOSPITAL CLINICAL LAB		708	69	9%	777
NORTH FLORIDA PEDIATRICS PA	1	663	109	14%	773
COASTAL PHYSICIANS, LLC		620	152	20%	772

COVID-19: testing by laboratory

Data through Feb 19, 2021 verified as of Feb 20, 2021 at 09:25 AM

Data in this report are provisional and subject to change.

The numbers in the table below represent the number of Florida and non-Florida residents for whom test results were received by the Department of Health. A person can be tested by more than one laboratory and can have both positive and negative results. **Therefore, the sum of the numbers in each column will be larger than the total number of people tested.**

Reporting lab	Inconclusive	Negative	Positive	Percent positive	Total
GROWING TOGETHER PEDIATRICS LLC		718	53	7%	771
Point of Care Testing	1	115	655	85%	771
MACDILL AIR FORCE BASE		712	51	7%	763
NONE		308	452	59%	760
ASAP LABS LLC	4	615	138	18%	757
NORTH OKALOOSA MEDICAL CENTER		439	315	42%	754
NORTHEAST FLORIDA NEUROLOGY CLINICS, INC		633	113	15%	746
VITAS HEALTHCARE CORPORATION OF FLA	1	738	4	1%	743
INTERLACHEN PEDIATRICS PA		707	35	5%	742
CARENOW URGENT CARE - FORT PIERCE		478	263	35%	741
PRIMARY CARE SOUTH INC		398	340	46%	738
NORTH SHORE LIJ URGENT CARE PC		692	41	6%	733
SANTA ROSA MEDICAL GROUP		575	158	22%	733
CREEKSIDE CARE CENTER	1	647	84	11%	732
Tampa Lakes Health and Rehabilitation Center	2	657	70	10%	729
ADVENT HEALTH LAB - ORLANDO		432	294	40%	726
CAPE CANAVERAL HOSPITAL		484	242	33%	726
MIDWAY SPECIALLY CARE CENTER		505	220	30%	725
CONSULATE HEALTH CARE OF NEW PORT RICHEY	2	601	121	17%	724
EAST LAKE PEDIATRICS		614	101	14%	715
SPECTOR SCIENTIFIC LAB	1	262	452	63%	715
ANY LAB TEST NOW	1	477	237	33%	715
DISNEY COVID TEST SITE		703	11	2%	714
PRIMARY CARE SERVICES AT INDIAN RIVER ESTATES		690	20	3%	710
CRUCIAL CARE EMERGENCY MEDICINE DOCTORS		557	152	21%	709
REDI MED LLC		565	144	20%	709
KENDALL HEALTHCARE PROPERTIES DBA	2	676	27	4%	705
MIAMI BEACH CONVENTION CENTER		676	27	4%	703
CARE ONE OF FLORIDA LLC		469	231	33%	700
BIO-TECH CLINICAL LABORATORIES INC		592	108	15%	700
FAMILY HEALTH CENTERS OF SWF LABS	2	616	82	12%	700
HALIFAX MEDICAL CENTER-PORT ORANGE LAB		593	105	15%	698
ORLANDO HEALTH AND REHAB CENTER		649	43	6%	692
PREMIER MEDICAL LABORATORY SERVICES	2	463	225	33%	690
DOCTOR'S MEMORIAL HOSPITAL		528	161	23%	689
NCHMD, INC SOUTHEAST IMMEDIATE CARE		530	158	23%	688
CLINICAL PATHOLOGY LABS INC		619	69	10%	688
JACKSONVILLE BEACH PEDIATRIC CARE CENTER		627	59	9%	686
WOODLANDS MEDICAL SPECIALISTS		436	249	36%	685
CHILDRENS MEDICAL ASSOCIATION		618	65	10%	683
Victoria Nursing and Rehabilitation Center		635	47	7%	682
WILLOWBROOKE COURT AT EDGEWATER POINTE ESTATES		669	9	1%	678
PALACE NURSING HOME & REHAB CENTER		640	36	5%	676
PALM GARDEN OF PORT SAINT LUCIE		664	8	1%	672
MINI ER ADULT AND PEDIATRIC URGENT CARE		574	98	15%	672
NCH HEALTHCARE SYSTEM MICROBIOLOGY LAB		2	670	100%	672
LOOP PEDIATRICS PA	3	556	110	16%	669

COVID-19: testing by laboratory

Data through Feb 19, 2021 verified as of Feb 20, 2021 at 09:25 AM

Data in this report are provisional and subject to change.

The numbers in the table below represent the number of Florida and non-Florida residents for whom test results were received by the Department of Health. A person can be tested by more than one laboratory and can have both positive and negative results. **Therefore, the sum of the numbers in each column will be larger than the total number of people tested.**

Reporting lab	Inconclusive	Negative	Positive	Percent positive	Total
VENICE REGIONAL MEDICAL CENTER		574	93	14%	667
LIFE CARE CENTER OF NEW PORT RICHEY		633	33	5%	666
SOLARIS HEALTHCARE CHARLOTTE HARBOR		615	47	7%	662
MEDICAL FP - WHOLE FAMILY HEALTH CENTER		540	120	18%	660
ADVENTHEALTH EXPRESS CARE AT WALGREENS		579	81	12%	660
TREE HOUSE PEDIATRICS PLLC		591	66	10%	657
QUICK CARE MED		471	185	28%	656
POINT OF CARE TESTING SITE		630	24	4%	654
MAVERICK LABS		459	188	29%	647
CALHOUN LIBERTY HOSPITAL		493	152	24%	645
PRIMARY CARE SERVICES AT ST ANDREWS ESTATES		637			637
AMERICAN SCIENTIFIC LABORATORIES LLC		628	5	1%	633
MANOR PINES CONVALESCENT CENTER LLC	1	607	21	3%	629
24 HOUR PEDIATRIC CARE CENTER	1	580	47	7%	628
AMERICAN MEDICAL RESPONSE		620	5	1%	625
ST JOHN'S NURSING CENTER		603	21	3%	624
ETHOS WELLNESS PHARMACY		581	42	7%	623
NORTH VISTA HOSPITAL LABORATORY		519	103	17%	622
MOUNT SINAI LABORATORY		591	29	5%	620
Crestview Rehabilitation Center	5	489	126	20%	620
GULF COAST VILLAGE		589	30	5%	619
JOHN KNOX VILLAGE HEALTH CENTER		599	19	3%	618
LIFE CARE CENTER OF ORANGE PARK		586	30	5%	616
GULF COAST MOLECULAR LABORATORIES	12	503	101	16%	616
BOND AND STEELE CLINIC PA		428	184	30%	612
PENSACOLA PEDIATRICS	1	390	220	36%	611
GOLDEN GATE FAMILY CLINIC		180	430	70%	610
HOLY CROSS HOSPITAL		12	598	98%	610
ADVENTHEALTH MEDICAL GROUP PROMPT CARE		437	173	28%	610
MID-FLORIDA PATHOLOGY		459	146	24%	605
LIFE CARE CENTER OF PENSACOLA		553	49	8%	602
MAIN STREET MEDICAL CENTER		127	472	79%	599
PATIENTS FIRST - MAHAN DRIVE		164	435	73%	599
HOLMES REGIONAL MEDICAL CENTER		5	591	99%	596
TELESCOPE HEALTH LLC	3	487	105	18%	595
VETERANS AFFAIRS MEDICAL CENTER - JAMES A HALEY			595	100%	595
GOLDEN GLADES NURSING & REHABILITATION CTR		580	14	2%	594
BROOKDALE FORT MYERS CYPRESS LAKE		585	2	0%	587
THE PRESERVE		578	9	2%	587
PALM GARDEN OF VERO BEACH		548	39	7%	587
VETERANS AFFAIRS MEDICAL CENTER	1	40	544	93%	585
CENTRAL FLORIDA HEALTH CARE INC		482	101	17%	583
POINT WASHINGTON MEDICAL CLINIC	1	387	192	33%	580
CLEWISTON NURSING AND REHABILITATION CENTER		564	12	2%	576
EAST LAKE PEDIATRICS PA		520	54	9%	574
FLAGLER COUNTY HEALTH DEPARTMENT	3	442	129	22%	574
NORTH FLORIDA MEDICAL GROUP		440	134	23%	574

COVID-19: testing by laboratory

Data through Feb 19, 2021 verified as of Feb 20, 2021 at 09:25 AM

Data in this report are provisional and subject to change.

The numbers in the table below represent the number of Florida and non-Florida residents for whom test results were received by the Department of Health. A person can be tested by more than one laboratory and can have both positive and negative results. **Therefore, the sum of the numbers in each column will be larger than the total number of people tested.**

Reporting lab	Inconclusive	Negative	Positive	Percent positive	Total
MEDICAL VB		451	121	21%	572
VIERA HOSPITAL, INC		445	127	22%	572
TENNESSEE DOH - NASHVILLE	2	504	65	11%	571
FORT MYERS INTERNAL MEDICINE, LLC		513	57	10%	570
IMMOKALEE CHD		531	38	7%	569
FLORIDA GULF COAST UNIVERSITY		392	177	31%	569
CONSULATE HEALTHCARE OF VERO BEACH	14	476	79	14%	569
SEBASTIAN RIVER MEDICAL CENTER	2	411	155	27%	568
BROAD INSTITUTE CLINICAL SEQUENCING RESEARCH PLATFORM	1	541	25	4%	567
SPRING HILL HEALTH AND REHABILITATION CENTER		544	23	4%	567
LIFE CARE CENTER OF HILLIARD		544	21	4%	565
HMA SANTA ROSA MEDICAL CENTER LLC DBA		440	122	22%	562
THERADOC		152	408	73%	560
VITAS HEALTHCARE CORP OF CENTRAL FL		536	23	4%	559
SHORELINE PHYSICIAN GROUP		342	216	39%	558
MOORINGS PARK INSTITUTE, INC, THE		532	25	4%	557
EDEN SPRINGS NURSING AND REHAB CENTER		447	110	20%	557
ECCOLAB GROUP	1	146	408	74%	555
AFC URGENT CARE CLEARWATER	1	123	430	78%	554
NEMOURS CHILDREN'S HOSPITAL		453	98	18%	551
CYPRESS VILLAGE	1	525	24	4%	550
The Sands at South Beach		545	4	1%	549
ORANGE BLOSSOM FAMILY HEALTH		520	27	5%	547
VITAE DIAGNOSTICS		534	13	2%	547
J AND G MEDICAL GROUP LLC		453	92	17%	545
MANOR CARE HEALTH SERVICES - FT MYERS		521	24	4%	545
NSPIRE HEALTHCARE MIAMI LAKES	7	523	14	3%	544
Signature HealthCare Center of Waterford		515	29	5%	544
COASTAL URGENT CARE		428	116	21%	544
BOCA GRANDE HEALTH CLINIC		518	25	5%	543
CITY MEDICAL OF NEW JERSEY, PC		497	45	8%	542
NCF DIAGNOSTICS & DNA TECHNOLOGIES	15	208	318	59%	541
MANOR CARE NURSING CENTER OF SARASOTA FL LLC		452	87	16%	539
DOCTORS CENTER,THE		429	110	20%	539
SOUTHEAST ALABAMA MEDICAL CENT		488	49	9%	537
EMERALD SHORES HEALTH AND REHABILITATION		438	97	18%	535
AMERICAN FAMILY CARE PENSACOLA WEST		1	533	100%	534
CLARITY LABS		464	70	13%	534
PEBBLEBROOK PHARMACY		435	98	18%	533
VETERANS AFFAIRS MEDICAL CENTER - BAY PINES		18	513	97%	531
MED FAST URGENT CARE CENTER		260	268	51%	528
EXPRESS PHARMACY		489	39	7%	528
PEDIATRIC HEALTHCARE ALLIANCE PA		481	47	9%	528
MEDICAL CENTER CLINIC-IMMEDIATE CARE	1	423	104	20%	528
EXPRESS URGENT CARE LLC		1	525	100%	526
BALDOMERO LOPEZ STATE VETERANS NURSING HOME	2	518	3	1%	523
DOH - INDIAN RIVER		448	73	14%	521

COVID-19: testing by laboratory

Data through Feb 19, 2021 verified as of Feb 20, 2021 at 09:25 AM

Data in this report are provisional and subject to change.

The numbers in the table below represent the number of Florida and non-Florida residents for whom test results were received by the Department of Health. A person can be tested by more than one laboratory and can have both positive and negative results. **Therefore, the sum of the numbers in each column will be larger than the total number of people tested.**

Reporting lab	Inconclusive	Negative	Positive	Percent positive	Total
PHYSICIANS STAT LAB INC		449	72	14%	521
DAVITA LABORATORY		426	94	18%	520
VILLA MARIA NURSING & REHAB CENTER INC	1	507	11	2%	519
WILLOW BROOKE COURT AT INDIAN RIVER ESTATES		475	44	8%	519
MAYFLOWER ASSISTED LIVING		513	6	1%	519
LAB DOCTOR		454	64	12%	518
DIAMOND RIDGE HEALTH AND REHABILITATION		486	31	6%	517
CONTINENTAL CLINICAL RESEARCH, LLC		490	26	5%	516
PALM GARDEN OF TAMPA		486	29	6%	515
GRAND COURT TAMPA		508	4	1%	512
NCH HEALTHCARE BONITA		384	126	25%	510
Plantation Bay Rehabilitation Center		487	23	5%	510
MEDFAST URGENT CARE CENTERS		230	280	55%	510
BUFFALO CROSSING HEALTHCARE & REHABILITATION CTR		493	15	3%	508
MEDONE URGENT CARE AT ST. AUGUSTINE		133	375	74%	508
BALDWIN PEDIATRICS	1	471	28	6%	500
CLINICAL PATHOLOGY LABS		386	111	22%	497
CLIFFORD CHESTER SIMS STATE VETERANS		486	11	2%	497
JACKSON MEMORIAL PERDUE MEDICAL CENTER		473	24	5%	497
Fernandina Beach Rehabilitation and Nursing Center	1	477	18	4%	496
VETERANS AFFAIRS MEDICAL CENTER - GAINESVILLE		3	490	99%	493
JACKSON MEMORIAL LONG TERM CARE CENTER		471	21	4%	492
ENZO CLINICAL LABS INC	3	465	23	5%	491
NEW YORK HOSPITAL LABORATORIES	1	478	12	2%	491
HEALTH CENTER AT BRENTWOOD	1	445	44	9%	490
MEMORIAL PEMBROKE 24/7 CARE CENTER		371	119	24%	490
FLORIDA DEPARTMENT OF HEALTH IN CALHOUN COUNTY		364	123	25%	487
WATSON THERAPEUTICS INC		469	17	3%	486
VALENCIA HILLS HEALTH AND REHABILITATION CENTER		473	13	3%	486
SABAL PALMS HEALTH AND REHAB		435	50	10%	485
PEDIATRIC HEALTHCARE ALLIANCE		456	29	6%	485
SOLARIS HEALTHCARE LAKE CITY		387	97	20%	484
ST CLOUD REGIONAL MEDICAL CENTER CLINICAL LAB		394	86	18%	480
SUSANNA WESLEY HEALTH CENTER		444	36	8%	480
AMERICA'S PHARMACY LLC		425	55	11%	480
HARBOUR HEALTH CENTER		465	14	3%	479
RIVER GARDEN HEBREW HOME FOR THE AGED		425	54	11%	479
NORTH FLORIDA RETIREMENT VILLAGE		476	2	0%	478
MEDICAL CENTER OF DELTONA, INC		388	88	18%	476
Southern Oaks Care Center	1	438	37	8%	476
ARCPOINTS LABS		411	65	14%	476
PALMETTO FAMILY HEALTHCARE	1	300	174	37%	475
LAUDERDALE NURSING CENTER LLC	1	455	19	4%	475
FOUNTAIN MANOR HEALTH AND REHAB CENTER	1	454	18	4%	473
PALM GARDEN OF JACKSONVILLE	2	391	80	17%	473
HARTS HARBOR HEALTH CARE CENTER		450	21	4%	471
FLORIDA DEPARTMENT OF HEALTH CLAY COUNTY	1	373	96	20%	470

COVID-19: testing by laboratory

Data through Feb 19, 2021 verified as of Feb 20, 2021 at 09:25 AM

Data in this report are provisional and subject to change.

The numbers in the table below represent the number of Florida and non-Florida residents for whom test results were received by the Department of Health. A person can be tested by more than one laboratory and can have both positive and negative results. **Therefore, the sum of the numbers in each column will be larger than the total number of people tested.**

Reporting lab	Inconclusive	Negative	Positive	Percent positive	Total
Good Samaritan Society Kissimmee Village		404	65	14%	469
BAPTIST PRIMARY CARE	2	370	96	21%	468
NAVAL HOSPITAL - JACKSONVILLE		136	331	71%	467
CHILDRENS MEDICAL ASSOCIATION PA		414	53	11%	467
HEARTLAND PEDIATRICS OF LAKE WALES		418	48	10%	466
HILLCREST HEALTH CARE & REHABILITATION CENTER	2	452	12	3%	466
RICARDO NAVARRO DO PA		394	70	15%	464
Quest Diag Unspecifd	1	314	148	32%	463
The Manor at Blue Water Bay		402	61	13%	463
BROOKDALE PALMER RANCH	1	404	57	12%	462
PIONEER CLINICAL LAB LLC		379	81	18%	460
THE PALACE AT HOMESTEAD	1	439	19	4%	459
PHYSICIANS PRIMARY CARE LAB	1	396	62	14%	459
WEST GABLES HEALTH CARE CENTER		449	10	2%	459
FLO-MEDILAB SERVICES LLC		188	270	59%	458
PARKLANDS FACILITY INC	4	409	42	9%	455
CLARIDGE HOUSE NURSING CENTER		437	17	4%	454
MANOR AT CARPENTERS		426	27	6%	453
MANOR OAKS NURSING & REHAB CENTER	4	447	2	0%	453
Williston Care Center		392	57	13%	449
SANDBAY URGENT CARE		359	89	20%	448
FIRST CHOICE PEDIATRICS		360	87	19%	447
HERON POINTE HEALTH AND REHABILITATION	1	443	3	1%	447
SHORE ACRES CARE CENTER		410	35	8%	445
DIAMOND RIDGE HEALTH AND REHABILITATION CENTER		422	22	5%	444
CITRUS NURSING CENTER LLC		401	43	10%	444
NORTH FLORIDA REHABILITATION & SPECIALTY CARE		436	6	1%	442
DXTERITY DIAGNOSTICS	1	416	24	5%	441
LIFE CARE CENTER OF PALM BAY		414	26	6%	440
SMA SPECIALTY MEDICAL LAB		117	321	73%	438
AFC URGENT CARE FAMILY CARE			437	100%	437
BENTON PEDIATRICS INC		390	47	11%	437
Q ANSWER LAB	1	381	55	13%	437
HOPE HOSPICE AND COMMUNITY SERVICES INC	14	407	16	4%	437
DBI HEALTH INC		421	15	3%	436
Solaris HealthCare Windermere		403	32	7%	435
CARE ONE OF FLORIDA	1	292	142	33%	435
ORLANDO HEALTH CENTER FOR REHABILITATION		424	11	3%	435
NEW PLANT CITY FAMILY CARE	1	228	203	47%	432
FLORIDA HOSPITAL WAUCHULA		302	130	30%	432
EMERITUS AT NAPLES	2	428	1	0%	431
FAMILY HEALTH CENTERS OF SOUTHWEST FLORIDA INC		365	66	15%	431
AVECINA MEDICAL JULINGTON	1	240	189	44%	430
MICHAEL A MIDDLETON MD PA		415	15	3%	430
ST ANDREWS BAY SKILLED NURSING &		369	60	14%	429
FLORIDA DEPT OF HEALTH IN BREVARD COUNTY	3	363	63	15%	429
Palm Garden of Ocala		330	98	23%	428

COVID-19: testing by laboratory

Data through Feb 19, 2021 verified as of Feb 20, 2021 at 09:25 AM

Data in this report are provisional and subject to change.

The numbers in the table below represent the number of Florida and non-Florida residents for whom test results were received by the Department of Health. A person can be tested by more than one laboratory and can have both positive and negative results. **Therefore, the sum of the numbers in each column will be larger than the total number of people tested.**

Reporting lab	Inconclusive	Negative	Positive	Percent positive	Total
SUWANNEE HEALTH AND REHABILITATION CENTER		421	5	1%	426
ELLENTON PEDIATRICS		405	18	4%	423
APP-UNIPATH, LLC	2	406	15	4%	423
Colonial Lakes Health Care		384	38	9%	422
VITAS LUTHERAN TOWERS INPATIENT PROGRAM		359	63	15%	422
GARCIA CLINICAL LABORATORY		28	392	93%	420
AFC URGENT CARE SEMINOLE			418	100%	418
LITTLE PINE PEDIATRICS PLLC	2	361	54	13%	417
Bardmoor Oaks Healthcare and Rehabilitation Center		406	11	3%	417
NEW YORK PRESBYTERIAN - CUMC CLINICAL		400	17	4%	417
BROWARD PARTNERSHIP	6	402	8	2%	416
PRO HEALTH		186	230	55%	416
LEHIGH REGIONAL MEDICAL CENTER LAB		371	44	11%	415
CLINICAL ENTERPRISE, INC		395	20	5%	415
PALM GARDEN OF CLEARWATER		394	18	4%	412
MINUTECLINIC LLC #3671		366	44	11%	410
THE PALACE MANAGEMENT - THE PALACE AT CORAL GABLES		407	3	1%	410
CHILDRENS CLINIC WEST FLORIDA PEDIATRICS		373	36	9%	409
CARENOW	2	223	184	45%	409
SIGNATURE HEALTHCARE OF BROOKWOOD GARDENS		399	6	1%	405
TIDE LABORATORIES		362	43	11%	405
FLORIDA HOSPITAL MEDICAL GROUP		256	148	37%	404
PALM GARDEN OF WINTER HAVEN	2	386	16	4%	404
Ocala Health and Rehabilitation Center		382	21	5%	403
RAINBOW PEDIATRIC CENTER PA		374	29	7%	403
BREVARD HEALTH ALLIANCE		167	234	58%	401
AFC URGENT CARE TYRONE		2	399	100%	401
Santa Rosa Center for Rehabilitation and Healing		334	67	17%	401
CONSULATE HEALTH CARE OF BAYONET POINT	4	389	7	2%	400
ABBAY DELRAY		394	5	1%	399
BOND CLINIC PA PEDIATRICS DEPT		362	35	9%	397
CARITHERS PEDIATRIC GROUP		352	44	11%	396
SOLARIS HEALTHCARE OSCEOLA		372	22	6%	394
HEALTHY STEPS PEDIATRICS		349	45	11%	394
MINI ER AND URGENT CARE		289	105	27%	394
SOLARIS HEALTHCARE MERRITT ISLAND		353	40	10%	393
SEMINOLE NURSING PAVILION		385	7	2%	392
RUSKIN HEALTH CENTER		252	140	36%	392
ORCHARD PARK HEALTH & REHABILITATION		385	5	1%	390
BARBER		13	376	97%	389
MEDIPATH		19	370	95%	389
STARKE FAMILY MEDICAL CENTER		300	87	22%	387
Cypress Cove Care Center		286	100	26%	386
PALMS OF SEBRING		352	34	9%	386
BROOKSVILLE HEALTHCARE CENTER LLC		372	12	3%	384
INDIAN RIVER CTR, LLC		337	46	12%	383
CORE DIAGNOSTIC LABORATORIES LLC		262	118	31%	380

COVID-19: testing by laboratory

Data through Feb 19, 2021 verified as of Feb 20, 2021 at 09:25 AM

Data in this report are provisional and subject to change.

The numbers in the table below represent the number of Florida and non-Florida residents for whom test results were received by the Department of Health. A person can be tested by more than one laboratory and can have both positive and negative results. **Therefore, the sum of the numbers in each column will be larger than the total number of people tested.**

Reporting lab	Inconclusive	Negative	Positive	Percent positive	Total
Solaris Healthcare Daytona	2	330	46	12%	378
UNIVERSITY OF TAMPA INC, THE		373	4	1%	377
TREASURE COAST COMMUNITY HEALTH	3	318	55	15%	376
BAYA PHARMACY WEST		8	368	98%	376
MEDSCAN LABORATORY INC	1	163	211	56%	375
TIDEWELL HOSPICE INC	2	366	7	2%	375
BROOKDALE PADDOCK HILLS	2	371	2	1%	375
Timberidge Center for Rehabilitation and Healing		344	31	8%	375
Darcy Hall Of Life Care		364	9	2%	373
URGENT CARE BETHESDA	1	318	52	14%	371
UR MEDICINE LABS- CENTRAL LABORATORY		349	22	6%	371
HENDRY REGIONAL MEDICAL CENTER		107	264	71%	371
MEDONE URGENT CARE CENTER		149	222	60%	371
ADVENT HEALTH - TAMPA		148	220	60%	368
NAPLES CHILDREN'S URGENT CARE		318	50	14%	368
FLORIDA DEPARTMENT OF HEALTH		326	41	11%	367
FAIR HAVENS CENTER, OPCO		360	6	2%	366
ENCOMPASS HEALTH		355	11	3%	366
GOOD SAMARITAN CENTER		363	2	1%	365
Stacey Health Care Centers Inc. dba Riverside Care Center		336	29	8%	365
CLERMONT HEALTH AND REHABILITATION CENTER		332	32	9%	364
SUNSHINE URGENT CARE LLC		220	143	39%	363
Manatee Springs Rehabilitation and Nursing Center		343	20	6%	363
INFORM DIAGNOSTICS		353	9	2%	362
MINUTECLINIC LLC, #10357		361	1	0%	362
ADVENTHEALTH EXPRESS CARE AT		292	68	19%	360
FLORIDA DEPARTMENT OF HEALTH IN LIBERTY COUNTY	2	264	94	26%	360
LIFEBRITE	1	168	191	53%	360
SOLARIS HEALTHCARE BAYONET POINT		341	16	4%	357
AFC URGENT CARE		67	288	81%	355
AMEERAH LABS, LLC	2	271	81	23%	354
HEALTH CENTRAL PARK		286	66	19%	352
MY CLINICAL LAB		224	128	36%	352
VITAS HEALTHCARE CORPORATION		347	5	1%	352
FAMILY CARE PARTNERS OF NORTHEAST FLORIDA LLC		280	72	20%	352
Bayside Care Center	1	331	20	6%	352
SANFORD LABORATORIES		325	26	7%	351
VETERANS AFFAIRS MEDICAL CENTER - LAKE CITY		52	298	85%	350
BAYSHORE DIAGNOSTICS		309	41	12%	350
EPN URGENT CARE		44	305	87%	349
VILLAGE AT VIENNA SQUARE, THE	6	329	14	4%	349
SIPARADIGM, DIAGNOSTIC INFORMATICS		273	76	22%	349
LIFE CARE PONTE VEDRA INC		340	8	2%	348
HAINES CITY REHABILITATION AND NURSING CENTER		324	24	7%	348
solaris Healthcare Parkway	2	329	17	5%	348
BLOUNTSTOWN REHABILITATION CENTER LLC		242	106	30%	348
MANORCARE HEALTH SERVICES - VENICE		292	55	16%	347

COVID-19: testing by laboratory

Data through Feb 19, 2021 verified as of Feb 20, 2021 at 09:25 AM

Data in this report are provisional and subject to change.

The numbers in the table below represent the number of Florida and non-Florida residents for whom test results were received by the Department of Health. A person can be tested by more than one laboratory and can have both positive and negative results. **Therefore, the sum of the numbers in each column will be larger than the total number of people tested.**

Reporting lab	Inconclusive	Negative	Positive	Percent positive	Total
TRENTON MEDICAL CENTER INC DBA PALMS MEDICAL GROUP	4	248	93	27%	345
Destin Healthcare and Rehabilitation Center	1	306	37	11%	344
FG RAPID RESULTS	2	116	225	66%	343
Life Care Center of Ocala		279	63	18%	342
SEA BREEZE REHAB AND NURSING CENTER		333	9	3%	342
ADVENT HEALTH CENTRA CARE - PALM COAST		80	261	77%	341
CORAL BAY HEALTHCARE AND REHABILITATION	1	328	12	4%	341
ANCIENT CITY PEDIATRICS	1	326	14	4%	341
VILLAGE DOCTORS OF KEYSTONE		261	80	23%	341
HEALTH DESIGNS		328	13	4%	341
Palmetto Subacute Care Center		329	11	3%	340
SELECT REFERENCE LABORATORIES, LLC	1	326	12	4%	339
USAFSAM/PHE		174	165	49%	339
HEALTH CENTRAL CLINICAL LABORATORY		315	23	7%	338
DIAGNOSTIC & CLINICAL CARE SERVICES INC DBA		266	71	21%	337
FLORIDA HOSPITAL HEARTLAND MED CTR LAKE PLACID		250	86	26%	336
MOOSEHAVEN HEALTH CENTER		300	36	11%	336
ORCHARD RIDGE CARE AND REHABILITATION CENTER		316	19	6%	335
SUN COUNTRY PEDIATRICS PLLC	9	297	29	9%	335
CRONOS CLINICAL LABORATORY	22	220	91	27%	333
MAGNOLIA FAMILY URGENT CARE		296	37	11%	333
ADDINGTON PLACE AT WELLINGTON GREEN		325	8	2%	333
PALM GARDEN OF WEST PALM BEACH	4	314	15	5%	333
SIGNATURE HEALTHCARE OF NORTH FLORIDA		331	2	1%	333
NORTH PINELLAS STATMED QUICK QUALITY CLINICS		236	96	29%	332
NATIONS BEST FAMILY HEALTH CARE		156	176	53%	332
STEWART SEBASTIAN RIVER MEDICAL CENTER		286	45	14%	331
PINES OF SARASOTA		326	4	1%	330
PALM GARDEN OF ORLANDO		297	33	10%	330
Palm Garden of Largo		325	4	1%	329
FHMG FLORIDA HOSPITAL MEDICAL GROUP		293	36	11%	329
SERENADES IN THE VILLAGES		275	54	16%	329
Marshall Health and Rehabilitation Center		282	47	14%	329
ROLLINS COLLEGE WELLNESS CENTER		130	199	60%	329
Life Care Center at Wells Crossing		309	19	6%	328
PruittHealth Panama City	1	264	63	19%	328
COLOR GENOMICS, INC.	2	320	6	2%	328
HARDEE MANOR HEALTH CARE CENTER	1	324	3	1%	328
FAIRWAY OAKS CENTER LLC	6	315	6	2%	327
TRI-COUNTY NURSING AND REHABILITATION CENTER INC		311	15	5%	326
RESTORE HEALTH URGENT CARE		241	84	26%	325
PIONEER CLINICAL LAB, LLC		212	113	35%	325
CORAL TRACE HEALTH CARE	2	315	5	2%	322
MIDWAY SPECIALTY CARE CENTER	3	205	114	35%	322
DELTONA HEALTH CARE		298	23	7%	321
SABAL DIRECT PRIMARY CARE, PA		264	57	18%	321
ASSOCIATESMD MEDICAL GROUP INC		270	51	16%	321

COVID-19: testing by laboratory

Data through Feb 19, 2021 verified as of Feb 20, 2021 at 09:25 AM

Data in this report are provisional and subject to change.

The numbers in the table below represent the number of Florida and non-Florida residents for whom test results were received by the Department of Health. A person can be tested by more than one laboratory and can have both positive and negative results. **Therefore, the sum of the numbers in each column will be larger than the total number of people tested.**

Reporting lab	Inconclusive	Negative	Positive	Percent positive	Total
UNIVERSITY OF TAMPA STUDENT HEALTH AND SHC CLINICAL LABORATORY		172	148	46%	320
WHITE-WILSON MEDICAL CENTER - FORT WALTON BEACH		308	11	3%	319
ORLANDO VA MEDICAL CENTER			317	100%	317
HARDEE COUNTY HEALTH DEPARTMENT		254	63	20%	317
MEDFAST URGENT CARE CENTER		86	230	73%	316
MANOR CARE OF BOYNTON BEACH LLC		292	24	8%	316
VILLAGE DOCTORS FAMILY MEDICAL CENTER OF		253	63	20%	316
ATLANTIC SHORES NURSING AND REHAB CENTER	1	305	9	3%	315
PruittHealth Santa Rosa		225	90	29%	315
FLORIDA HEART & VASCULAR MULTISPECIALTY GROUP PA		220	95	30%	315
Bay Breeze Senior Living and Rehabilitation Center		261	53	17%	314
BIOCEPT		292	22	7%	314
GENESIS MEDICAL LABORATORY MIAMI FL.		83	230	73%	313
LabCorp (Non-Interfaced)	1	122	190	61%	313
KEY WEST HEALTH AND REHAB	1	304	7	2%	312
ROSEWOOD HEALTH AND REHABILITATION CENTER		290	21	7%	311
BAY VILLAGE OF SARASOTA INC		308	3	1%	311
BRISTOL AT TAMPA, THE	4	298	8	3%	310
SPECIALTY HEALTH AND REHABILITATION CENTER		285	25	8%	310
ST LUCIE EMPLOYEE HEALTH & WELLNESS CENTER		304	6	2%	310
KISSIMMEE FACILITY OPERATIONS LLC		286	23	7%	309
MEDEXPRESS LUTZ		3	306	99%	309
OCEAN VIEW NURSING AND REHAB CENTER		292	16	5%	308
AVANTE AT MT DORA		304	3	1%	307
SUNLAND MARIANNA COX MEDICAL CENTER		267	40	13%	307
PEDIATRIC ASSOCIATES OF OCALA PA		276	31	10%	307
NATURE COAST MEDICAL GROUP		214	91	30%	305
GOOD SAMARITAN SOCIETY-DAYTONA		286	19	6%	305
ASCEND CLINICAL	2	235	68	22%	305
AVENTURA REHAB AND NURSING CENTER		296	9	3%	305
SAMANTHA WILSON CARE CENTER	4	290	9	3%	303
FL HUD DESTIN, LLC D/B/A GRAND BOULEVARD HEALTH		267	36	12%	303
PHYSICIANS REGIONAL WALK-IN		185	118	39%	303
ADVENTHEALTH MEDICAL GROUP PROMPT CAR	1	205	97	32%	303
AVELLINO LAB USA, INC	1	290	12	4%	303
GANDY CROSSING CARE CENTER	1	288	13	4%	302
BAPTIST PRIMARY CARE, INC		277	24	8%	301
WELL HEALTH WORKS	1	268	32	11%	301
HEALTH PARK CARE CENTER		297	4	1%	301
HCSO OCCUPATIONAL HEALTH AND WELLNESS CENTER		234	66	22%	300
ARGO SENIOR LIVING AT HAVERHILL		281	18	6%	299
THE SPRINGS AT BOCA CIEGA BAY		290	9	3%	299
BOCA BIOLISTICS REFERENCE LABORATORY	2	185	111	37%	298
SPRINGTREE REHAB & HEALTH CARE CENTER		280	18	6%	298
PALMS REHABILITATION AND HEALTHCARE CENTER		260	37	12%	297
SILVER CREEK SENIOR LIVING COMMUNITY		292	5	2%	297
ENCOMPASS HEALTH REHABILITATION HOSPITAL OF SUNRISE	8	283	6	2%	297

COVID-19: testing by laboratory

Data through Feb 19, 2021 verified as of Feb 20, 2021 at 09:25 AM

Data in this report are provisional and subject to change.

The numbers in the table below represent the number of Florida and non-Florida residents for whom test results were received by the Department of Health. A person can be tested by more than one laboratory and can have both positive and negative results. **Therefore, the sum of the numbers in each column will be larger than the total number of people tested.**

Reporting lab	Inconclusive	Negative	Positive	Percent positive	Total
HEALTH FIRST ADVENTHEALTH CENTRA CARE - TITUSVILLE		56	241	81%	297
BROOKDALE DESTIN		284	12	4%	296
BUENA VISTA URGENT CARE		264	32	11%	296
TAMARAC REHABILITATION & HEALTH CENTER		292	3	1%	295
OSPREY LODGE		236	59	20%	295
ADVENTHEALTH EXPRESS CARE AT WALGREENS 49TH STREET		247	47	16%	294
INTERNAL MEDICINE & PEDIATRICS OF TAMPA BAY PA		242	52	18%	294
NORTHWEST MEDICAL CENTER CLINICAL LABORATORY		175	118	40%	293
SAINTS 120 LLC	1	258	34	12%	293
KENNEDY PAIN CLINIC GROUP LLC		265	28	10%	293
ST JAMES HEALTH AND REHABILITATION CENTER		208	84	29%	292
LAKE EUSTIS HEALTH AND REHABILITATION CENTER		285	7	2%	292
FLOMEDILAB		77	214	74%	291
REGENTS PARK OF BOCA RATON		288	2	1%	290
AUBURN UNIVERSITY MEDICAL CLINIC		227	62	21%	289
LUTHERAN HAVEN		281	8	3%	289
PALM GARDEN OF GAINESVILLE	2	285	2	1%	289
ELMHURST HOSPITAL CENTER	1	265	23	8%	289
CONSULATE HEALTH CARE OF SAFETY HARBOR		281	6	2%	287
CROSS POINTE CARE CENTER	2	279	6	2%	287
DIGNITY HEALING, LLC		272	14	5%	286
JACKSON PLAZA NURSING & REHAB CENTER	6	274	6	2%	286
LAKELAND REGIONAL HEALTH SYSTEMS INC		20	266	93%	286
LIFE CARE CENTER OF WINTER HAVEN		268	18	6%	286
HEATHER HILL HEALTHCARE CENTER		239	46	16%	285
RIVERS FAMILY MEDICINE PA		211	74	26%	285
BRIDGEWATER PARK HEALTH AND REHAB		257	27	10%	284
FAMILY CARE PARTNERS OF NE FLORIDA LLC		215	69	24%	284
HOMESTEAD MANOR	2	242	40	14%	284
AURORA DIAGNOSTICS BERNHARDT LABORATORIES PATHOLOGY SERVICE		190	93	33%	283
AVANTE AT LEESBURG INC		281	1	0%	282
HEALTHWORKS MED GROUP OF FLORIDA PA	3	273	6	2%	282
MEDICAL CENTER AT OCEAN REEF, THE		267	14	5%	281
REHABILITATION CENTER OF LAKE CITY, THE		253	28	10%	281
The Care Center at Pinellas Park	1	271	8	3%	280
ST JUDE CHILDREN'S RESEARCH HOSPITAL		265	15	5%	280
LONGWOOD FAMILY PRACTICE		211	69	25%	280
SOUTHWEST ORLANDO FAMILY MEDICINE, PL		233	47	17%	280
ST PETERSBURG PEDIATRICS-PARK BLVD		254	25	9%	279
ROSEN MEDICAL CENTER		238	40	14%	278
RULEME CENTER	2	250	26	9%	278
QUALITOX LABORATORIES		105	172	62%	277
PEDIATRICS BY THE SEA		267	10	4%	277
PRUITT HEALTH-SANTA ROSA		275	2	1%	277
WESTCHESTER GARDENS LIMITED PARTNERSHIP		270	6	2%	276
HOLIDAY CVS LLC DBA CVS/PHARMACY #0440		267	9	3%	276
VILLAGES REGIONAL HOSPITAL SURGERY CENTER LLC, THE		218	58	21%	276

COVID-19: testing by laboratory

Data through Feb 19, 2021 verified as of Feb 20, 2021 at 09:25 AM

Data in this report are provisional and subject to change.

The numbers in the table below represent the number of Florida and non-Florida residents for whom test results were received by the Department of Health. A person can be tested by more than one laboratory and can have both positive and negative results. **Therefore, the sum of the numbers in each column will be larger than the total number of people tested.**

Reporting lab	Inconclusive	Negative	Positive	Percent positive	Total
Solaris Healthcare Lake Bennet		243	32	12%	275
PEDIATRIC HEALTH CARE ALLIANCE, PA		247	28	10%	275
AMBULATORY SURGERY CENTER OF BOCA RATON LTD		272	3	1%	275
Glades West Rehabilitation and Nursing Center		266	8	3%	274
BAPTIST PRIMARY CARE INC	1	248	24	9%	273
TUSKAWILLA NURSING AND REHAB CENTER	2	264	7	3%	273
BEAR CREEK NURSING CENTER		269	4	1%	273
ONESTOP MEDICAL AND URGENT CARE LLC		233	40	15%	273
renaissance health and rehabilitation center		254	18	7%	272
URGENT CARE EXPRESS LLC		1	271	100%	272
PERSONALIZED GENETIC TESTING	1	177	93	34%	271
BAYA POINTE NURSING AND REHABILITATION		187	83	31%	270
Rehabilitation Center for Park Place LLC		259	11	4%	270
TALLAHASSEE NHHI LLC	1	242	27	10%	270
ST PETERSBURG PEDIATRICS-SEMINOLE BLVD		212	58	21%	270
MANOR CARE OF NAPLES FL LLC		266	3	1%	269
Life Care Center of Punta Gorda	1	256	12	4%	269
PORT SAINT LUCIE HOSPITAL		259	9	3%	268
Premier Place at The Glenview		260	8	3%	268
FLORIDA HEALTH CARE PLANS			268	100%	268
CHAUTAUQUA REHABILITATION AND NURSING CENTER		258	9	3%	267
ELMCROFT PINECREST	1	245	21	8%	267
Solaris Healthcare Coconut Creek		261	6	2%	267
DAVID SCOTT MADWAR MD PA		239	27	10%	266
ADVENT HEALTH CARE CENTER	9	245	12	5%	266
Coastal Health and Rehabilitation Center		256	10	4%	266
ADVENT HEALTH CENTRA CARE - ORMOND BEACH		113	153	58%	266
SERANADES BY SONATA WEST ORANGE		236	29	11%	265
HARBOURWOOD	1	259	4	2%	264
24/7 PEDIATRIC CARE CENTERS INC		244	19	7%	263
BRENTWOOD RETIREMENT COMMUNITY	5	225	31	12%	261
MANORCARE AT LELY PALMS		256	5	2%	261
SILVERCREST HEALTH AND REHABILITATION CENTER	3	250	8	3%	261
HOLLEY NAVARRE MEDICAL CLINIC		187	73	28%	260
Solaris HealthCare Imperial		252	8	3%	260
COMMUNITY HEALTH AND REHABILITATION CENTER		199	61	23%	260
LASER & SURGERY CENTER OF THE PALM BEACHES		259	1	0%	260
CLIFFORD CHESTER SIMS VA NURSING HOME		251	9	3%	260
CONSULATE HEALTHCARE OF KISSIMMEE		247	12	5%	259
W FRANK WELLS NURSING HOME		231	28	11%	259
LAKE PARK OF MADISON		251	8	3%	259
PROTEUS MOLECULAR AND CLINICAL LAB	1	148	109	42%	258
ACCURATE DIAGNOSTIC LABS, INC		243	15	6%	258
FLORIDA WOMAN CARE LABORATORY LLC		232	26	10%	258
Parkview Rehabilitation Center at Winter Park		250	7	3%	257
EXCEL PEDIATRICS		214	42	16%	256
ESTERO ISLAND MEDICAL CENTER		200	55	22%	255

COVID-19: testing by laboratory

Data through Feb 19, 2021 verified as of Feb 20, 2021 at 09:25 AM

Data in this report are provisional and subject to change.

The numbers in the table below represent the number of Florida and non-Florida residents for whom test results were received by the Department of Health. A person can be tested by more than one laboratory and can have both positive and negative results. **Therefore, the sum of the numbers in each column will be larger than the total number of people tested.**

Reporting lab	Inconclusive	Negative	Positive	Percent positive	Total
OCALA FAMILY MEDICAL CENTER INC	1	209	45	18%	255
FAMILY EXPRESS URGENT CARE		5	249	98%	254
SHELL POINT VILLAGE MEDICAL CENTER		246	7	3%	253
KINDRED HOSPITAL	7	241	5	2%	253
ST CATHERINE'S WEST REHABILITATION HOSPITAL		240	12	5%	252
HOLISTIX TREATMENT CENTERS		246	6	2%	252
CHIPOLA HEALTH AND REHAB		234	17	7%	251
JACKSONVILLE KIDS PEDIATRICS, PLLC		219	32	13%	251
ADVANCED AMBULATORY SURGERY CENTER		239	11	4%	250
DOCTORS MEMORIAL HOSPITAL		129	121	48%	250
BROWARD NURSING & REHABILITATION CTR	8	233	9	4%	250
TAVARES PEDIATRICS		209	40	16%	249
MARTIN MEMORIAL MEDICAL CENTER LAB		128	121	49%	249
WESTWOOD HEALTHCARE SNF		204	45	18%	249
FRICKS PHARMACY		193	56	22%	249
CLARE BRIDGE ORMOND BEACH	1	247			248
PAVILION FOR HEALTHCARE, THE		246	2	1%	248
AVON PARK PEDIATRICS INC	3	222	23	9%	248
PLANT CITY PEDIATRICS	1	207	39	16%	247
BUREAU OF CLINICAL LABORATORIES		207	40	16%	247
TIERRA PINES CENTER		234	12	5%	246
Heritage Healthcare at Tallahassee		239	7	3%	246
CARRINGTON PLACE OF ST PETE LLC		242	4	2%	246
JAMES A HALEY VETERANS HOSPITAL			245	100%	245
ROSEWOOD HEALTHCARE & REHABILITATION CENTER		239	6	2%	245
MALABAR/ADVENT CENTRA CARE		48	196	80%	244
WALGREENS 3173		225	19	8%	244
VETERANS AFFAIRS MEDICAL CENTER - MIAMI		1	243	100%	244
WHITE WILSON MEDICAL CENTER PA - NAVARRE		147	96	40%	243
ARCHER HEALTH VENTURES, LLC		217	25	10%	242
Life Care Center at Inverrary		237	4	2%	241
HAVEN OF OUR LADY OF PEACE INC		233	8	3%	241
FIRST CHOICE PRIMARY CARE		191	50	21%	241
GOOD SAMARITAN CARES		236	5	2%	241
The Grove Health and Rehabilitation		217	23	10%	240
AVECINA MOBILE		121	119	50%	240
RIVERWOOD HEALTH NH LLC		201	39	16%	240
FORT MYERS REHABILITATION AND NURSING CENTER		214	26	11%	240
Sunset Point Center		236	4	2%	240
CLARE BRIDGE OF SARASOTA		238	2	1%	240
USA HEALTH UNIVERSITY HOSPITAL CLINICAL LABORATORY	1	233	6	3%	240
PALM GARDEN OF AVENTURA		236	3	1%	239
HUNT CLUB PEDIATRIC ASSOCIATES, P.A.		209	30	13%	239
AMERICAN HOUSE SENIOR LIVING		189	49	21%	238
CHIPOLA MEDICAL ASSOCIATES, LLC		166	71	30%	237
Vi at Lakeside Village Skilled Nursing		232	5	2%	237
EMERALD COAST PEDIATRICS		226	11	5%	237

COVID-19: testing by laboratory

Data through Feb 19, 2021 verified as of Feb 20, 2021 at 09:25 AM

Data in this report are provisional and subject to change.

The numbers in the table below represent the number of Florida and non-Florida residents for whom test results were received by the Department of Health. A person can be tested by more than one laboratory and can have both positive and negative results. **Therefore, the sum of the numbers in each column will be larger than the total number of people tested.**

Reporting lab	Inconclusive	Negative	Positive	Percent positive	Total
CENTERSTONE OF FLORIDA☐		220	17	7%	237
FLORIDA CLINICAL LABORATORY-BIOREFERENCE LABORATORIES		89	148	62%	237
REGENTS PARK AT AVENTURA		221	14	6%	235
MIAMI JEWISH HEALTH SYSTEMS, INC	3	224	8	3%	235
BAY TREE CARE AND REHABILITATION CENTER		197	38	16%	235
OAK HAMMOCK AT THE UNIVERSITY OF FLORIDA		229	6	3%	235
Chatsworth at PGA National, LLC		223	12	5%	235
OKEECHOBEE COUNTY HEALTH DEPT	1	153	80	34%	234
HOMESTEAD VILLAGE		223	11	5%	234
ABBOTT LABORATORIES		146	87	37%	233
MEMPHIS PATHOLOGY LABORATORY	4	212	17	7%	233
DEPARTMENT OF HEALTH BUREAU OF FAMILY		230	2	1%	232
ADVENT HEALTH - DELTONA ER		185	47	20%	232
TERRACES OF LAKE WORTH CARE CENTER☐		220	12	5%	232
TGH		1	231	100%	232
EDGEWATER AT WATERMAN VILLAGE,THE		217	15	6%	232
ARCPPOINT LABS OF ST PETERSBURG		152	79	34%	231
ATLANTIC URGENT CARE		155	75	33%	230
ManorCare Health Services-Palm Harbor	1	229			230
Solaris Senior Living North Naples ALF		221	9	4%	230
Cross Gardens Care Center		229	1	0%	230
BAY COUNTY SHERIFFS OFFICE JAIL FACILITY		203	26	11%	229
MANDARIN PEDIATRICS		209	20	9%	229
LYNN HAVEN SPORTS COMPLEX-WALKON CLINIC		21	207	91%	228
ADVENT HEALTH - ORLANDO		170	58	25%	228
ABBOTT DIAGNOSTICS		214	14	6%	228
SARAPATH DIAGNOSTICS		112	116	51%	228
TRINITY REGIONAL REHAB CENTER		212	15	7%	227
FELLOWSHIP HOME AT THE FAIRWAY LLC		221	6	3%	227
STATMED QUICK QUALITY CLINIC AT NORTH PINELLAS		65	162	71%	227
CYPRESS COVE		220	6	3%	226
PARKS HEALTHCARE & REHABILITATION CTR	4	211	11	5%	226
Lakewood Nursing Center		196	29	13%	225
Avante at Inverness		224	1	0%	225
ARCPPOINT LABS OF SARASOTA MANATEE		148	77	34%	225
Crossbreeze care center	1	221	2	1%	224
Lake Port Square Health Center		208	15	7%	223
LEHIGH VALLEY GENOMICS			223	100%	223
FLORIDA KEYS PEDIATRICS & ADOLESCENT CENTER		211	12	5%	223
WASHINGTON REHAB AND NURSING		213	9	4%	222
PINNACLES PEDS CARE PA		222			222
PEDIATRICS IN BREVARD PA		188	33	15%	221
BOND CLINIC, PA		158	62	28%	220
WIMAUMA COMMUNITY HEALTH CENTER		179	41	19%	220
NORTH FLORIDA PEDIATRICS - MARIANNA		182	38	17%	220
LODGE HEALTH AND REHABILITATION CENTER, THE		188	32	15%	220
AMERICAN FINNISH NURSING HOME	1	213	5	2%	219

COVID-19: testing by laboratory

Data through Feb 19, 2021 verified as of Feb 20, 2021 at 09:25 AM

Data in this report are provisional and subject to change.

The numbers in the table below represent the number of Florida and non-Florida residents for whom test results were received by the Department of Health. A person can be tested by more than one laboratory and can have both positive and negative results. **Therefore, the sum of the numbers in each column will be larger than the total number of people tested.**

Reporting lab	Inconclusive	Negative	Positive	Percent positive	Total
WOOD LAKE HEALTH AND REHABILITATION CENTER		219			219
Boynnton Beach Rehabilitation Center	2	213	4	2%	219
SIGNATURE HEALTHCARE AT THE COURTYARD		172	47	21%	219
UCC - WELLINGTON		3	215	99%	218
Signature healthcare of Jacksonville		213	5	2%	218
Avante at Orlando		214	4	2%	218
LAKE PORT SQUARE		200	17	8%	217
THE MANOR AT CARPENTERS		185	32	15%	217
WHITE WILSON MEDICAL IMMEDIATE CARE NICEVILLE		16	201	93%	217
THE RESIDENCE AT TIMBER PINES	4	188	25	12%	217
KR at Hillsborough Lakes/Lutz Healthcare		207	10	5%	217
AZALEA TRACE		203	13	6%	216
BROOKDALE ATRIM WAY		210	6	3%	216
HOSPICE OF LAKE & SUMTER INC	1	211	4	2%	216
ST. CLOUD REGIONAL MEDICAL CENTER		199	17	8%	216
ARBOR FACILITY INC		215			215
Consulate Health Care of North Fort Myers		203	12	6%	215
DISCOVERY VILLAGE AT MELBOURNE		189	26	12%	215
GATEWAY/ADVENT CENTRA CARE	1	24	190	88%	215
ASCENSION MEDICAL GROUP		5	210	98%	215
CCS - JOSEPH V CONTE		212	2	1%	214
BLOCK, NATION, CHASE, AND SMOLEN FAMILY MEDICINE		157	57	27%	214
LA MER NH LLC		208	5	2%	213
MOBILE MEDICAL ASSOCIATES PL	9	173	31	15%	213
WIREGRASS DIRECT PRIMARY CARE PLLC		179	33	16%	212
CONSULATE HEALTH CARE OF WINTER HAVEN		209	3	1%	212
PCB CLINIC		167	45	21%	212
POCONO MEDICAL CENTER		212			212
ORANGE COUNTY HEALTH DEPT		201	11	5%	212
Life Care Center of Sarasota		200	12	6%	212
EDGEWOOD NURSING CENTER		204	7	3%	211
NORTH FLORIDA PEDIATRICS PA - DUVAL		183	28	13%	211
SUNRISE DIAGNOSTIC LABORATORY		158	53	25%	211
LAKESIDE NEUROLOGIC		202	9	4%	211
AYERS HEALTH & REHABILITATION CENTER		206	4	2%	210
Whispering Oaks	11	175	23	11%	209
Orchid Cove at Sarasota		208	1	0%	209
HEALTH FIRST - HOLMES REGIONAL MEDICAL CENTER		32	177	85%	209
Taylor Care Center		204	5	2%	209
The Palace Nursing and Rehabilitation Center		209			209
FORT PIERCE HEALTH CARE		202	7	3%	209
CORAL REEF NURSING & REHABILITATION CENTER		204	4	2%	208
DOCTORS MEMORIAL FAMILY MEDICINE	2	142	64	31%	208
NSPIRE HEALTHCARE LAUDERHILL		201	6	3%	207
HEARTLAND PEDIATRICS OF LAKE PLACID PA		180	27	13%	207
ST MARK VILLAGE		201	5	2%	206
Heartland Healthcare of Ft. Myers	1	204	1	0%	206

COVID-19: testing by laboratory

Data through Feb 19, 2021 verified as of Feb 20, 2021 at 09:25 AM

Data in this report are provisional and subject to change.

The numbers in the table below represent the number of Florida and non-Florida residents for whom test results were received by the Department of Health. A person can be tested by more than one laboratory and can have both positive and negative results. **Therefore, the sum of the numbers in each column will be larger than the total number of people tested.**

Reporting lab	Inconclusive	Negative	Positive	Percent positive	Total
SUPERIOR RESIDENCES OF PANAMA CITY BEACH		200	6	3%	206
PENSACOLA PEDIATRICS PA - TIGER POINT	18	180	7	3%	205
DE LUNA HEALTH AND REHABILITATION CENTER		183	22	11%	205
FULGENT GENETICS	2	164	39	19%	205
CONEY ISLAND HOSPITAL		197	7	3%	204
GLENRIDGE ON PALMER RANCH,THE		195	8	4%	203
MACTOWN, INC		201	2	1%	203
PATHGROUP LABS LLC		97	105	52%	202
WALGREENS 10670		178	24	12%	202
Consulate Healthcare of West Palm Beach		186	16	8%	202
MY HEALTHY BLUEPRINT BY BAPTIST HEALTH CARE		165	37	18%	202
BROOKDALE OF SPRING HILL	9	191	2	1%	202
POLK COUNTY HEALTH DEPARTMENT		178	24	12%	202
VETERANS AFFAIRS ORLANDO VA MEDICAL CENTER			202	100%	202
SOLARIS SENIOR LIVING VERO BEACH		194	7	3%	201
ADVENT HEALTH CENTRA CARE - AOPKA NORTH		171	30	15%	201
VAMC WEST PALM LAB		5	196	98%	201
Governors Creek Health and Rehabilitation	1	198	2	1%	201
PALM BEACH PEDIATRICS PA	2	178	21	10%	201
HERITAGE HEALTHCARE AND REHABILITATION CENTER		195	5	3%	200
PENSACOLA PEDIATRICS, PA		182	17	9%	199
ADVENT HEALTH - CARROLLWOOD	4	169	26	13%	199
LIFE CARE CENTER OF PORT ST. LUCIE		190	9	5%	199
LAUREL POINT CARE ACQUISITION LLC DBA SANDGATE GARDENS REHAB AND NURSI		171	27	14%	198
QUOTIENT SCIENCES		192	6	3%	198
DEPARTMENT OF HEALTH & HUMAN SERVICES		198			198
San Jose Health & Rehabilitation		192	6	3%	198
Nspire Health Care Kendall		188	10	5%	198
BAYVIEW CENTER		193	5	3%	198
ADVENT HEALTH CENTRA CARE - DAYTONA BEACH		94	103	52%	197
BORLAND GROOVER CLINIC	1	161	35	18%	197
PALMS MEDICAL GROUP HIGH SPRINGS		166	31	16%	197
BARTON HEALTH ALLIANCE		159	38	19%	197
WHITE-WILSON MEDICAL CENTER - NICEVILLE		172	24	12%	196
Surrey Place Healthcare and Rehabilitation		194	2	1%	196
GENOSUR LLC		192	4	2%	196
FLORIDA ATLANTIC UNIVERSITY STUDENT HEALTH		160	36	18%	196
STERLING HOUSE OF DELAND		195	1	1%	196
BROOKDALE LAKE TAVARES		191	5	3%	196
ABBIEJEAN RUSSELL CARE CENTER		195			195
LAKE VIEW CARE CENTER AT DELRAY		189	6	3%	195
Bayside Health and Rehabilitation		165	29	15%	194
FOUNTAIN INN NURSING & REHABILITATION CTR, INC		188	6	3%	194
CONSULATE HEALTH CARE OF MELBOURNE		190	4	2%	194
LCS SANDHILL COVE LLC DBA	6	180	7	4%	193
SARNO EXTENDED HOURS		124	69	36%	193
TARPON POINT NURSING AND REHABILITATION CENTER		190	3	2%	193

COVID-19: testing by laboratory

Data through Feb 19, 2021 verified as of Feb 20, 2021 at 09:25 AM

Data in this report are provisional and subject to change.

The numbers in the table below represent the number of Florida and non-Florida residents for whom test results were received by the Department of Health. A person can be tested by more than one laboratory and can have both positive and negative results. **Therefore, the sum of the numbers in each column will be larger than the total number of people tested.**

Reporting lab	Inconclusive	Negative	Positive	Percent positive	Total
PADDOCK RIDGE		189	3	2%	192
HEALTH LINK DIAGNOSTIC LABORATORIES		182	9	5%	191
AMELIA MEDICAL CARE		44	147	77%	191
Cross Terrace REhabilitation		189	2	1%	191
INN AT ASTON GARDENS, THE		184	7	4%	191
NO FLORIDA PEDIATRICS, PA		165	26	14%	191
FLORIDA HEALTH CARE PLAN INC		2	189	99%	191
Concordia Village of Tampa AL		185	5	3%	190
LAKEVIEW INTERNAL MEDICINE		135	55	29%	190
NEO GENOMICS - FORT MYERS	1	183	6	3%	190
CYPRESS POINT LIVING, LLC		175	15	8%	190
SAMIR EBEID MD		168	21	11%	189
SOUTHLAND SUITES OF ORMOND BEACH	4	185			189
ARDEN COURTS OF TAMPA		185	4	2%	189
Flagler Health and Rehabilitation		185	3	2%	188
PONTE VEDRA GARDENS		187	1	1%	188
WOMEN'S CARE FLORIDA LABORATORY		183	5	3%	188
FINLAY CLINICAL LABORATORY INC		36	152	81%	188
OCEAN REEF MEDICAL CENTER		150	38	20%	188
BOCA RATON REHABILITATION CENTER	4	180	3	2%	187
PLANTATION NURSING & REHAB CENTER		187			187
CORAL GABLES NURSING & REHABILITATION CENTER		176	10	5%	186
ANTHEM LAKES LLC		151	35	19%	186
WATERMARK LAKE POINTE WOODS LLC		167	18	10%	185
GRACE PEDIATRICS		155	30	16%	185
ADVENT		172	13	7%	185
ADVENT HEALTH - LAKE NONA		159	26	14%	185
VIERA MANOR ASSISTED LIVING RESIDENCE		178	7	4%	185
EVENT MED SERVICES LABORATORY		182	3	2%	185
ST ANTHONYS REHABILITATION HOSPITAL	9	173	2	1%	184
NIGHT LITE PEDIATRICS WINTER GARDEN		144	40	22%	184
BONIFAY NURSING AND REHAB CENTER		155	29	16%	184
GEORGIA DEPARTMENT OF PUBLIC HEALTH	1	5	178	97%	184
ST. JAMES BAY HEALTH AND REHABILITATION CENTER		183	1	1%	184
CHEEK AND SCOTT DRUGS INC		147	37	20%	184
LUIS A GHIGLINO MD PA		178	6	3%	184
COLONY CLUB ALF,THE		170	13	7%	183
ADVENT HEALTH CENTRA CARE - WESLEY CHAPEL		13	170	93%	183
VI AT BENTLEY VILLAGE HOME CARE		181	1	1%	182
PALM HARBOR FAMILY PRACTICE & WALK-IN		136	46	25%	182
Sunnyside Nursing Home		179	3	2%	182
BAPTIST HEALTH PRIMARY CARE	1	134	47	26%	182
MACCLENNY NURSING AND REHAB		164	17	9%	181
AMA MEDICAL GROUP LLC		152	29	16%	181
UNIVERSITY OF MIAMI		54	127	70%	181
The Waterford		179	2	1%	181
NADAL PEDIATRICS - VICTORIA STREET (3385)		153	28	15%	181

COVID-19: testing by laboratory

Data through Feb 19, 2021 verified as of Feb 20, 2021 at 09:25 AM

Data in this report are provisional and subject to change.

The numbers in the table below represent the number of Florida and non-Florida residents for whom test results were received by the Department of Health. A person can be tested by more than one laboratory and can have both positive and negative results. **Therefore, the sum of the numbers in each column will be larger than the total number of people tested.**

Reporting lab	Inconclusive	Negative	Positive	Percent positive	Total
MORSELIFE MEMORY CARE RESIDENCE		172	9	5%	181
MATHISON RETIREMENT COMMUNITY, INC	1	172	8	4%	181
ARTHREX MEDICAL CENTER	1	81	99	55%	181
DOS OF NORTH SHORES NURSING & REHAB CENTER		180			180
POMPANO REHABILITATION AND NURSING CTR		180			180
ANGELS DIAGNOSTIC GROUP		143	37	21%	180
MILLER BIOCONNECT		155	24	13%	179
Chatham Glen Healthcare and Rehabilitation Center		172	7	4%	179
ZON BEACHSIDE LLC		142	36	20%	178
Consulate Health Care of St. Petersburg		177	1	1%	178
CANTERFIELD OF CLAY COUNTY		140	38	21%	178
STERLING HOUSE OF PUNTA GORDA		176	1	1%	177
ADVENT HEALTH CENTRA CARE - CARROLLWOOD		5	172	97%	177
Heritage Park Rehabilitation & Healthcare		159	18	10%	177
PATRIOT MEDICAL LABORATORIES		170	7	4%	177
SPEARHEAD MEDICAL		135	42	24%	177
MEDICAL CONSULTANTS OF FLORIDA LLC	1	142	33	19%	176
Emory L Bennett State Veterans Nursing Home		173	3	2%	176
DISCOVERY VILLAGE AT NAPLES		159	17	10%	176
YOUR FAMILY WALK-IN CLINIC		13	162	93%	175
TUSCAN GARDENS OF PALM COAST		170	5	3%	175
ARDEN COURTS OF SEMINOLE		135	40	23%	175
HOSPITAL FOR SPECIAL SURGERY		172	3	2%	175
OAKBROOK HEALTH AND REHABILITATION CENTER	1	160	14	8%	175
SANDY PINES	2	154	18	10%	174
ORLANDO HEALTH EMERGENCY DEPARTMENT		163	11	6%	174
The Inn at Sarasota Bay Club		172	2	1%	174
ASTON GARDENS AT PELICAN MARSH		169	5	3%	174
LEESBURG PEDIATRICS		158	16	9%	174
BARKLEY PLACE	1	168	4	2%	173
ALL SEASONS NAPLES LLC		167	5	3%	172
LAB CORP	1	96	75	44%	172
WELL-BEING MEDICAL CENTER PLLC		159	13	8%	172
JACKSONVILLE NURSING AND REHAB CENTER		166	6	3%	172
BROOKDALE FORT MYERS THE COLONY		167	4	2%	171
BAY VUE NURSING AND REHABILITATION CENTER		160	10	6%	170
GOOD SAMARITAN SOCIETY OF DELAND		159	11	6%	170
GUEST HOUSE OCALA, THE		165	5	3%	170
CITY OF PORT SAINT LUCIE		158	12	7%	170
CANTERFIELD OF OCALA, LLC		159	11	6%	170
PRIMECARE OF DOTHAN		117	53	31%	170
ROSECASTLE OF CITRUS		140	30	18%	170
ALLSOUTH URGENT CARE		6	163	96%	169
SUNCOAST URGENT CARE		124	45	27%	169
ADVANCED MEDICAL GROUP		1	168	99%	169
Life Care Center of Orlando		164	5	3%	169
PANAMA CITY DEVELOPMENTAL CENTER		168			168

COVID-19: testing by laboratory

Data through Feb 19, 2021 verified as of Feb 20, 2021 at 09:25 AM

Data in this report are provisional and subject to change.

The numbers in the table below represent the number of Florida and non-Florida residents for whom test results were received by the Department of Health. A person can be tested by more than one laboratory and can have both positive and negative results. **Therefore, the sum of the numbers in each column will be larger than the total number of people tested.**

Reporting lab	Inconclusive	Negative	Positive	Percent positive	Total
ADVENT HEALTH CENTRA CARE - TEMPLE TERRACE	1	103	63	38%	167
HOLISTIC PEDIATRICS GROUP LLC		146	21	13%	167
URGENT CARE OF THE PALM BEACHES, NORTH PALM BEACH			167	100%	167
CHILDREN MED CARE INC		142	25	15%	167
CONCORD LIFE SCIENCES LLC	1	149	17	10%	167
BENDERSON FAMILY SKILLED NURSING AND □		149	17	10%	166
BROOKDALE ORANGE PARK		165	1	1%	166
FLAGLER COUNTY DETENTION CENTER		158	8	5%	166
DAIRY ROAD URGENT CARE	2	71	92	56%	165
GENE BY GENE		61	104	63%	165
US MEDICAL CARE, INC		148	17	10%	165
ST PETERSBURG PEDIATRICS-EAST BAY	1	136	28	17%	165
THE ARLINGTON OF NAPLES INC.		162	3	2%	165
CENTRAL FLORIDA HEALTHCARE GROUP LLC		143	21	13%	164
ARDEN COURTS OF LARGO FL, LLC		146	18	11%	164
EXOSOME DIAGNOSTICS	1	145	18	11%	164
TRI COUNTY NURSING HOME		162	1	1%	163
BRADENTON HEALTH CARE		163			163
TUSCAN GARDENS OF VENETIA MANAGEMENT COMPANY		150	13	8%	163
OSPREY VILLAGE AT AMELIA ISLAND LTD		155	8	5%	163
MEADOWCREST FAMILY PHYSICIANS		97	66	40%	163
SOUTH BALDWIN REGIONAL MEDICAL CENTER		151	11	7%	162
PRECISION GENETICS, INC		156	6	4%	162
WOODBRIIDGE FACILITY INC		156	5	3%	161
CAYUGA MEDICAL CENTER AT ITHACA		156	5	3%	161
SOMERBY LAKE NONA		154	7	4%	161
FIRST CHOICE PEDIATRICS SEMORAN		80	81	50%	161
NEW YORK CITY DEPARTMENT OF HEALTH & MENTAL		129	32	20%	161
AFTER HOURS PEDIATRICS INC	1	1	159	99%	161
KEYSTONE REHAB		160			160
MIRACLE HILL NURSING & REHABILITATION CENTER INC		155	5	3%	160
RITECARE MEDICAL CENTER		101	59	37%	160
GLADES HEALTH CARE CENTER		157	3	2%	160
BRIGHTON EGGERT PHARMACY INC		155	5	3%	160
GREENBRIAR REHABILITATION AND NURSING CENTER	1	159			160
CITRUS HEALTH AND REHAB		128	31	19%	159
ARCADIA HEALTH AND REHABILITATION CENTER		100	59	37%	159
SUWANNEE VALLEY NURSING CENTER		145	14	9%	159
WUESTHOFF REF LABORATORY			158	100%	158
BEACON AT GULF BREEZE, THE	2	149	7	4%	158
MID FLORIDA PATHOLOGY LLC MOBILE UNIT #4		107	50	32%	157
CSL PLASMA		31	125	80%	156
NORTH FLORIDA INTERNAL MEDICINE PA		123	33	21%	156
Englewood Healthcare and Rehab		141	15	10%	156
TIMBERRIDGE NURSING HOME & REHAB		123	33	21%	156
WESLEY HAVEN VILLA	1	120	34	22%	155
ROSECASTLE OF ZEPHRHILLS		153	2	1%	155

COVID-19: testing by laboratory

Data through Feb 19, 2021 verified as of Feb 20, 2021 at 09:25 AM

Data in this report are provisional and subject to change.

The numbers in the table below represent the number of Florida and non-Florida residents for whom test results were received by the Department of Health. A person can be tested by more than one laboratory and can have both positive and negative results. **Therefore, the sum of the numbers in each column will be larger than the total number of people tested.**

Reporting lab	Inconclusive	Negative	Positive	Percent positive	Total
COCOA BEACH/ADVENT CENTRA		41	114	74%	155
EDWARD J HEALEY REHAB & NURSING CENTER		155			155
WORKPLACE SCREENING INTELLIGENCE			155	100%	155
PRUITT HEALTH		153	2	1%	155
PALMETTTO FACILITY INC	1	153			154
DIAMOND RIDGE		147	7	5%	154
FAWCETT MEMORIAL HOSPITAL-LAB		39	114	75%	153
DOCTORS MEMORIAL FAMILY PRACTICE	2	118	33	22%	153
ADVENT HEALTH - TIMBERRIDGE ER		128	25	16%	153
IMA MEDICAL GROUP		95	58	38%	153
SPRINGS AT LAKE POINTE WOODS		150	2	1%	152
MOBILE INFIRMARY MED CENTER PATH LAB		136	15	10%	151
POINTE, THE		122	28	19%	150
LABORATORY OF FLORIDA		97	53	35%	150
PRECISION HEALTH RESOURCES, LLC	1	133	15	10%	149
KENILWORTH CARE & REHABILITATION CENTER		141	8	5%	149
SEASIDE HEALTH AND REHABILITATION CENTER		92	57	38%	149
LAKEVIEW TERRACE RETIREMENT COMMUNITY		132	17	11%	149
QUICK CARE MED LLC	1	120	27	18%	148
ADVENT HEALTH - WESTCHASE ER		124	24	16%	148
HOSPICE OF ST FRANCIS INC		142	6	4%	148
GULF COAST MEDICAL CENTER		144	4	3%	148
BAY EDUCATORS WELLNESS CENTER		94	54	36%	148
FARAH MEDICAL		137	10	7%	147
GOLD CHOICE SENIOR COMMUNITIES		107	40	27%	147
SEAGRASS VILLAGE FLEMING ISLAND		110	37	25%	147
REFUAH HEALTH CENTER LABORATORY		140	7	5%	147
SOUTHERN LABORATORY SERVICES OF NWF		120	27	18%	147
PEDIATRIC SPECIALISTS MEDICAL GROUP	1	134	11	8%	146
COASTAL INTERNAL MEDICINE		109	37	25%	146
MIDWAY PRIMARY CARE, LLC	11	79	56	38%	146
PHYSICIANS REGIONAL MEDICAL CENTER - PINE RIDGE		19	127	87%	146
KINDRED HOSPITAL THE PALM BEACHES		141	5	3%	146
CORE BIO LABS		76	70	48%	146
HAWKINS FAMILY MEDICINE LLC		100	46	32%	146
REGENCY CARE OF BLOUNTSTOWN LLC		135	10	7%	145
PEDIATRICS OF GREATER ORLANDO		127	18	12%	145
HUNT CLUB PEDIATRIC ASSOCIATES PA		89	56	39%	145
PATHWAY PHARMACY		115	29	20%	144
PALM BEACH COUNTY HEALTH DEPT LAB	4	134	6	4%	144
PROVIDENCE HOSPITAL LABORATORY		136	8	6%	144
ARDEN COURTS OF DELRAY BEACH FL LLC	3	132	9	6%	144
NCRNC INC		140	4	3%	144
PHYSICIAN PARTNERS PERRY		81	62	43%	143
JEFFERY WEINZWEIG		2	141	99%	143
BROOKDALE PENSACOLA		142	1	1%	143
BROOKDALE CAPE CORAL		143			143

COVID-19: testing by laboratory

Data through Feb 19, 2021 verified as of Feb 20, 2021 at 09:25 AM

Data in this report are provisional and subject to change.

The numbers in the table below represent the number of Florida and non-Florida residents for whom test results were received by the Department of Health. A person can be tested by more than one laboratory and can have both positive and negative results. **Therefore, the sum of the numbers in each column will be larger than the total number of people tested.**

Reporting lab	Inconclusive	Negative	Positive	Percent positive	Total
SUMMERFIELD EMERGENCY ROOM		107	36	25%	143
MIAMI VA HEALTHCARE SYSTEM			143	100%	143
ADVENTHEALTH CENTRA CARE PONCIANA	1	81	61	43%	143
Quail Run Health Care Center		143			143
SUNNY HILLS ALF OF SEBRING INC		131	11	8%	142
The Crossroads		141	1	1%	142
WRIGHTS HEALTH CARE AND REHABILITATION CENTER		112	30	21%	142
CRYSTAL RIVER HEALTH & REHAB		142			142
VENICE REGIONAL BAYFRONT HEALTH (PULMONARY)		126	16	11%	142
WALGREENS 6221		125	17	12%	142
SURREY PLACE CARE CENTER		136	6	4%	142
MILLENNIUM LAB SERVICES			142	100%	142
UNIVERSITY OF CENTRAL FLORIDA HEALTH SERVICES		141			141
HIGHLANDS URGENT CARE			141	100%	141
NOVARI CARE LLC		97	44	31%	141
UNITED CLINICAL LABORATORIES		132	9	6%	141
CROSSWINDS HEALTH AND REHABILITATION CENTER	1	138	2	1%	141
OAKS OF KISSIMMEE HEALTH AND REHABILITATION CENTER		138	3	2%	141
PORT ST LUCIE REHABILITATION AND HEALTHCARE		98	43	30%	141
VIPEDIATRICS PLLC		128	12	9%	140
WEDGEWOOD HEALTHCARE CENTER		92	48	34%	140
ELLENTON PEDIATRICS PA		129	11	8%	140
FHMG-FLORIDA HOSPITAL MEDICAL GROUP		118	22	16%	140
MEDICATION ROOMS-CSU/CI NURSE STATION	1	128	10	7%	139
FAMILY EXTENDED CARE OF CENTRAL TAMPA		121	18	13%	139
220 GOLDEN, LLC	1	123	15	11%	139
PALM BEACH COUNTY FIREFIGHTERS HEALTH CLINIC, LLC		111	28	20%	139
Gulf Coast Healthcare (Longwood Health and Rehab		118	21	15%	139
LabCorp L#09258090 M#09258105		74	64	46%	138
LABCORP BURLINGTON		108	30	22%	138
ALTAMONTE MD			138	100%	138
AMERICAN PATHOLOGY PARTNERS		136	2	1%	138
KRYSTAL BAY NURSING AND REHABILITATION		134	4	3%	138
Hampton Court Nursing and Rehabilitation Center		136	2	1%	138
MANOR AT BLUEWATER BAY		131	6	4%	137
PW WINDERMERE SUBTENANT LLC		136	1	1%	137
SUNY UPSTATE MEDICAL UNIVERSITY		130	7	5%	137
PPC-LAB EDI ORCHARD BI		129	8	6%	137
ADVENT HEALTH CENTRA CARE - DELAND		28	109	80%	137
ADVENT HEALTH CENTRA CARE - CITRUS PARK		9	128	93%	137
SONATA COCONUT CREEK	2	111	24	18%	137
VA PAIN CLINIC	2	121	14	10%	137
DAYSRING VILLAGE		114	22	16%	136
CHARTER SENIOR LIVING OF PANAMA CITY BEACH		115	21	15%	136
GRAVITY DIAGNOSTICS, LLC		36	100	74%	136
VILLAGE PLACE NH LLC		112	24	18%	136
DOLPHIN POINTE HEALTH CARE LLC		118	18	13%	136

COVID-19: testing by laboratory

Data through Feb 19, 2021 verified as of Feb 20, 2021 at 09:25 AM

Data in this report are provisional and subject to change.

The numbers in the table below represent the number of Florida and non-Florida residents for whom test results were received by the Department of Health. A person can be tested by more than one laboratory and can have both positive and negative results. **Therefore, the sum of the numbers in each column will be larger than the total number of people tested.**

Reporting lab	Inconclusive	Negative	Positive	Percent positive	Total
CRANE CENTER		105	31	23%	136
SONATA DELRAY BEACH		125	11	8%	136
JACKSONVILLE UNIVERSITY		125	11	8%	136
PEDIATRIC CARE CENTER		135			135
HIALEAH SHORES NURSING AND REHAB CENTER		127	8	6%	135
ADVENT HEALTH CENTRA CARE - ORANGE CITY	1	53	81	60%	135
CLARE BRIDGE OF CAPE CORAL	1	134			135
FLORIDA DEPARTMENT OF HEALTH IN TAYLOR COUNTY	1	94	40	30%	135
IRL MARKET LAB ALACHUA		104	31	23%	135
SEAVIEW NURSING AND REHABILITATION CENTER		134	1	1%	135
HIGHLANDS LAKE CENTER		132	3	2%	135
LONGWOOD HEALTH AND REHABILITATION CENTER		124	11	8%	135
VILLAGE PEDIATRICS LLC		109	25	19%	134
MARTIN ACQUISITION 1 LLC DBA		121	13	10%	134
ADVANCED MEDICAL CENTER		86	48	36%	134
DOCTOR'S IN HOUSE LABORATORY		18	116	87%	134
ADVENTHEALTH HOSPICE CARE CENTRAL FLORIDA		132	2	1%	134
JACKSON COUNTY HEALTH DEPARTMENT		95	39	29%	134
MV MEDICAL PRACTICE DBA PRIMARY URGENT CARE		127	7	5%	134
JUNO DERMATOLOGY LLC		120	13	10%	133
STEWART MEDICAL GROUP		34	99	74%	133
FORT WALTON REHABILITATION CENTER		96	37	28%	133
Nemours Children's Urgent Care		80	52	39%	132
DESOTO PALMS ALF		127	5	4%	132
GRAVITY DIAGNOSTICS		45	87	66%	132
QUEENS HOSPITAL CENTER	1	123	8	6%	132
RDV SPORTSPLEX PEDIATRICS		111	21	16%	132
ALL FLORIDA FAMILY AND SPORTS MEDICINE		114	18	14%	132
REGENCY PARK		114	18	14%	132
THE REHABILITATION CENTER OF LAKE CITY		127	5	4%	132
INTEGRATED REGIONAL LABORATORIES		119	12	9%	131
THE WELLNESS CENTER AT LAKEWOOD RANCH		43	88	67%	131
STERLING HOUSE OF WINTER HAVEN		127	3	2%	130
WEST COAST FAMILY MEDICAL CARE		100	30	23%	130
CENTRACARE		17	113	87%	130
MILLENNIUM PHYSICIAN GROUP LLC		110	19	15%	129
NO FLORIDA PEDIATRICS, PA - BRADFORD		108	21	16%	129
SIGNATURE HEALTHCARE OF ORANGE PARK		126	3	2%	129
TRI-COUNTY NURSING HOME		117	12	9%	129
NAVARRE GARDENS LLC		104	25	19%	129
BMHSI-AEL MICROBIOLOGY LABORATORY	2	102	25	19%	129
SOUTH CAMPUS FACILITY INC		122	7	5%	129
LAKE REGIONAL URGENT CARE		7	121	95%	128
CLEARWATER STATMED QUICK QUALITY CLINICS		38	90	70%	128
CARENOW URGENT CARE - LAKE MARY			128	100%	128
Shoal Creek Rehabilitation Center		85	42	33%	127
DB MD		114	13	10%	127

COVID-19: testing by laboratory

Data through Feb 19, 2021 verified as of Feb 20, 2021 at 09:25 AM

Data in this report are provisional and subject to change.

The numbers in the table below represent the number of Florida and non-Florida residents for whom test results were received by the Department of Health. A person can be tested by more than one laboratory and can have both positive and negative results. **Therefore, the sum of the numbers in each column will be larger than the total number of people tested.**

Reporting lab	Inconclusive	Negative	Positive	Percent positive	Total
LIFE CARE CENTER OF ALTAMONTE SPRINGS		102	25	20%	127
VILLA MARIA WEST SKILLED NURSING FACILITY		120	7	6%	127
ADVENTHEALTH EXPRESS CARE AT WESLEY CH		114	13	10%	127
NAPHCARE, INC AT MANATEE COUNTY JAIL		102	25	20%	127
CARENOW LAKE MARY			127	100%	127
FINNISH AMERICAN REST HOME-ALF		125	2	2%	127
GESSLER CLINIC PA		98	29	23%	127
HILLSBOROUGH COUNTY DEVELOPMENTAL CTR	1	117	8	6%	126
WILLOW BROOKE COURT AT AZALEA TRACE		126			126
PROVISTA DIAGNOSTICS, INC		123	3	2%	126
QUICK CARE MED PL CR		80	46	37%	126
WINDSOR OF LAKEWOOD RANCH,THE		123	2	2%	125
Lakeside Nursing and Rehabilitation Center	1	99	25	20%	125
FOUNTAINS OF HOPE LLC, THE		124	1	1%	125
ARBOR GLEN AT ARBOR TRACE	2	113	9	7%	124
KINDRED HOSPITAL-BAY AREA-ST PETERSBURG LAB	1	117	6	5%	124
THE CLUB AND REHABILITATION CENTER		123	1	1%	124
Kindred Hospital South Florida Hollywood SNU		117	7	6%	124
ARDEN COURTS OF FORT MYERS		121	3	2%	124
ST AUGUSTINE HEALTH & REHAB CENTER		124			124
CARE CENTERS OF NASSAU		121	3	2%	124
MANOR CARE OF PALM HARBOR		123	1	1%	124
CITRUS MEMORIAL HOSPITAL			124	100%	124
MAINSTREAM DIAGNOSTIC LABORATORY LLC		108	16	13%	124
ISLAND HEALTH AND REHABILITATION CENTER		122	1	1%	123
TUSCAN ISLE CHAMPIONSGATE OP CO LLC		121	2	2%	123
TGH URGENT CARE - SEMINOLE			123	100%	123
The Crossings		120	2	2%	122
ADVENT HEALTH CENTRA CARE - BRANDON		31	91	75%	122
COQUINA CENTER		119	3	2%	122
JUPITER MEDICAL CENTER URGENT CARE - STUART		90	32	26%	122
PROMPT CARE OF CENTRAL FLORIDA			122	100%	122
AMERICAN FAMILY MEDICAL LLC		84	38	31%	122
AZALEA TRACE PHYSICIAN SERVICES		121	1	1%	122
AMERICAN HOUSE-BONITA SPRINGS		121	1	1%	122
NORTH FL SOUTH GA HCS-MALCOM RANDALL VAMC			122	100%	122
CLINICA HISPANA		1	121	99%	122
HARBORCHASE OF VERO BEACH		106	15	12%	121
PARKVIEW HEALTH		121			121
VENICE REGIONAL MEDICAL CENTER BAYFRONT HEALTH		53	68	56%	121
SEA PINES REHABILITATION HOSPITAL		120	1	1%	121
FAWCETT MEMORIAL HOSPITAL LABORATORY			121	100%	121
PBC FIREFIGHTER BENEFIT FUND WELLNESS CENTER		94	27	22%	121
URGENT CARE TCMA			120	100%	120
LORI MCAULIFFE MD PA		100	20	17%	120
ALLCARE MEDICAL CENTERS PC		98	22	18%	120
FLORIDA HEALTH CARE PLANS INC		1	119	99%	120

COVID-19: testing by laboratory

Data through Feb 19, 2021 verified as of Feb 20, 2021 at 09:25 AM

Data in this report are provisional and subject to change.

The numbers in the table below represent the number of Florida and non-Florida residents for whom test results were received by the Department of Health. A person can be tested by more than one laboratory and can have both positive and negative results. **Therefore, the sum of the numbers in each column will be larger than the total number of people tested.**

Reporting lab	Inconclusive	Negative	Positive	Percent positive	Total
IQBAL A FARUQUI MD		88	32	27%	120
MEYER PEDIATRICS		107	13	11%	120
FLORIDA DEPARTMENT OF HEALTH IN LAKE COUNTY	1	78	41	34%	120
BROOKDALE JENSEN BEACH		117	3	3%	120
PALMS FACILITY INC		104	15	13%	119
WILLOWBROOKE COURT AT ST ANDREWS ESTATES		114	5	4%	119
MATHISON RETIREMENT COMMUNITY		114	5	4%	119
SONNIS PEDIATRICS PA		107	12	10%	119
ISLAND URGENT CARE PLLC DBA AFC URGENT CARE		118	1	1%	119
BOSTON RED SOX CLUB LP		117	2	2%	119
COASTAL HEALTH AND REHAB		110	8	7%	118
RDX BIOSCIENCE		60	58	49%	118
NURSING PLUS OF BROWARD LLC		103	15	13%	118
ST VINCENT'S AMBULATORY CARE INC DBA	2	98	18	15%	118
PARTICLE THEORY LABS		110	8	7%	118
ANCHOR CARE AND REHABILITATION CENTER		116	1	1%	117
MINUTECLINIC DIAGNOSTIC OF RHODE ISLAND, LLC #729		113	4	3%	117
MED COMP SCIENCES		1	116	99%	117
THREE OAKS PHARMACY INC		105	12	10%	117
CHERRY OAK PALM BEACH COUNTY		111	6	5%	117
ACCESS MEDICAL CENTER		100	17	15%	117
NEIGHBORHOOD MEDICAL CENTER		112	5	4%	117
Avante at Melbourne		116	1	1%	117
SPRING HAVEN RETIREMENT	1	116			117
SH HERON EAST LLC		103	14	12%	117
STAR CARE		101	16	14%	117
PSL NAPLES BH OPERATIONS, LLC		117			117
BELVEDERE COMMONS OF FORT WALTON BEACH		107	10	9%	117
LEE COUNTY SCHOOL DISTRICT	1	108	7	6%	116
JUPITER MEDICAL CENTER URGENT CENTER		85	31	27%	116
WINDERMERE MEDICAL CENTER		112	4	3%	116
TIFFANY HALL NURSING AND REHAB CENTER		106	9	8%	115
SUNFLOWER SPRINGS ASSISTED LIVING		105	10	9%	115
The Ponce Therapy Care Center		111	4	3%	115
BROOKDALE COLONIAL PARK	2	112	1	1%	115
WALTON PLACE		115			115
PANAMA PHARMACY	3	95	17	15%	115
DIAGNOSTIC LABORATORY OF OKLAHOMA		92	23	20%	115
EAST NEW YORK DIAGNOSTIC AND TREATMENT		108	6	5%	114
CITRUS MEMORIAL HEALTH SYSTEM LAB		2	112	98%	114
ELAN BUENA VISTA		97	17	15%	114
CABANA AT JENSEN DUNES, THE		110	3	3%	113
HOBDARI FAMILY HEALTH LLC		78	35	31%	113
Courtyards of Orlando Care Center		101	12	11%	113
WILLISTON PEDIATRICS PA		91	22	19%	113
WHITE WILSON MEDICAL CENTER IMMEDIATE CARE		14	99	88%	113
TREASURE COAST MEDICAL ASSOCIATES		4	109	96%	113

COVID-19: testing by laboratory

Data through Feb 19, 2021 verified as of Feb 20, 2021 at 09:25 AM

Data in this report are provisional and subject to change.

The numbers in the table below represent the number of Florida and non-Florida residents for whom test results were received by the Department of Health. A person can be tested by more than one laboratory and can have both positive and negative results. **Therefore, the sum of the numbers in each column will be larger than the total number of people tested.**

Reporting lab	Inconclusive	Negative	Positive	Percent positive	Total
BROWARD HEALTH CORAL SPRINGS EPIDEMIOLOGY DEPT		1	112	99%	113
ADVENTHEALTH MEDICAL GROUP FAMILY MEDICINE AT		88	24	21%	112
ALLIED HEALTH FORT PIERCE		112			112
Sandy Ridge Center for Rehabilitation and Healing		91	21	19%	112
RESEARCH CENTERS OF AMERICA, LLC		91	21	19%	112
NADAL PEDIATRICS		86	25	23%	111
CLEVELAND CLINIC FOUNDATION		12	99	89%	111
MONTEFIORE MEDICAL CENTER LABORATORIES - MOSES		100	10	9%	110
A PLUS PEDIATRICS		96	14	13%	110
PHYSICIANS REGIONAL CLINIC		82	28	25%	110
LAKE HOUSE ASSISTED LIVING		93	17	15%	110
JEFFERSON COUNTY HEALTH DEPARTMENT-MONTICELLO		80	30	27%	110
MG PORT CHARLOTTE II SUBTENANT LLC		98	11	10%	109
RIVERSIDE RECOVERY OF TAMPA		108	1	1%	109
TGH URGENT CARE - TYRONE		2	107	98%	109
SMILEY MEDICAL GROUP		80	29	27%	109
METROPOLITAN HOSPITAL CENTER		105	4	4%	109
VITAS HEALTHCARE CORPORATION OF FLORIDA		106	3	3%	109
EVANS HEALTH CARE		106	2	2%	108
NORTH BEACH REHABILITATION CENTER		106	2	2%	108
THE COURTYARD ASSISTED LIVING		104	4	4%	108
PROFESSIONAL URGENT CARE SERVICES		76	32	30%	108
EMBRY RIDDLE AERONAUTICAL UNIVERSITY HEALTH SERVICES		1	106	99%	107
UNIVERSITY MEDICAL CENTER SUITES		94	13	12%	107
BENTON HOUSE AT OAKLEAF		79	28	26%	107
MCW MENTAL HEALTH LLC		105	2	2%	107
BAY VIEW HEALTHCARE		85	22	21%	107
BMCB MOLECULAR DIAGNOSTIC SUBSECTION		101	6	6%	107
WESTWOOD NURSING & REHAB		74	33	31%	107
TRADITION MEDICAL CENTER LABORATORY		48	59	55%	107
NASSAU COUNTY JAIL		93	14	13%	107
NAVY HOSPITAL			107	100%	107
CCS - PAUL REIN DETENTION FACILITY		79	28	26%	107
GRAND OAKS HEALTH & REHABILITATION		106	1	1%	107
MINUTECLINIC LLC #4987		92	14	13%	106
L&S SENIOR CARE DBA ARCADIA OAKS	4	101	1	1%	106
ELMCROFT OF BELLA VITA		98	8	8%	106
HEART OF FLORIDA REGIONAL MED CTR		35	71	67%	106
SACRED HEART HEALTH SYSTEM INC		81	25	24%	106
MD 365 MEDICAL CARE		105	1	1%	106
HOSPICE OF THE FLORIDA SUNCOAST,THE		105			105
SOLARIS SENIOR LIVING OF MERRITT ISLAND		102	3	3%	105
NORTH FLORIDA EVALUATION AND TREATMENT CENTER	2	98	5	5%	105
MEDICAL CONSULTANTS OF FLORIDA DBA	1	90	14	13%	105
BIODESIX, INC.		78	27	26%	105
PICH KTM CORP DBA MEDTOWN PHARMACY		89	16	15%	105
VISTA MANOR		92	12	12%	104

COVID-19: testing by laboratory

Data through Feb 19, 2021 verified as of Feb 20, 2021 at 09:25 AM

Data in this report are provisional and subject to change.

The numbers in the table below represent the number of Florida and non-Florida residents for whom test results were received by the Department of Health. A person can be tested by more than one laboratory and can have both positive and negative results. **Therefore, the sum of the numbers in each column will be larger than the total number of people tested.**

Reporting lab	Inconclusive	Negative	Positive	Percent positive	Total
Mt Sinai Aventura			104	100%	104
SUMMIT MEDICAL GROUP		95	9	9%	104
GRANDE, THE	2	98	4	4%	104
PREDICTIVE LABORATORIES, INC	1	90	12	12%	103
PINELLAS CARE CENTER		76	27	26%	103
VIERA DEL MAR HEALTH AND REHABILITATION CENTER		99	4	4%	103
UNIVERSITY HEALTH SYSTEM INC		93	10	10%	103
North Lake Care Center		102	1	1%	103
SOUTH BALDWIN MEDICAL CENTER GULF SHORES		81	21	21%	102
HEALTHPOINT MED GRP OF THE EMERALD COAST LLC		77	25	25%	102
KINDRED HOSPITAL MELBOURNE	1	98	3	3%	102
FLAGLER COLLEGE HEALTH SERVICES		74	28	27%	102
ALL MY KIDS PEDIATRICS INC		75	27	26%	102
CLERMONT URGENT CARE			102	100%	102
AMERICAN HOUSE COCONUT POINT		88	13	13%	101
HOSPICE OF THE EMERALD COAST INC - PANAMA CITY	2	92	7	7%	101
MAGNOLIA MEDICAL CLINIC		11	90	89%	101
FAMILY MEDICAL CARE OF PALM BEACH		41	60	59%	101
HOSPICE OF THE TREASURE COAST		98	3	3%	101
ARBOR TERRACE ORTEGA LLC	2	97	2	2%	101
GEORGE SAFRAN MD PC		90	11	11%	101
JPR URGENT MEDICAL CARE		99	2	2%	101
D PEDIATRICS		90	11	11%	101
APLS SERVICES LLC D/B/A CLEAR DIAGNOSTICS	10	91			101
Consulate Health Care of Port Charlotte		98	2	2%	100
DOUGLAS T JACOBSON STATE VETERANS HOME		100			100
ADVENT HEALTH - PALM HARBOR ER		76	24	24%	100
LATE HOURS URGENT CARE		58	42	42%	100
WELLNOW URGENT CARE PC		100			100
Centre Pointe Health and Rehabilitation Center		89	11	11%	100
WALGREENS 4915		88	11	11%	99
CENTRAL FLORIDA HEALTH CARE		47	52	53%	99
ARIZONA DEPARTMENT OF HEALTH SERVICES		5	94	95%	99
MEASE COUNTRYSIDE HOSPITAL		1	97	99%	98
VIERA HOSPITAL			98	100%	98
SEMINOLE COUNTY HEALTH DEPARTMENT		79	19	19%	98
PLAZA OF HALLANDALE BEACH		98			98
MY CLINICAL LAB INC		17	81	83%	98
WHITE PLAINS HOSPITAL CENTER LAB		94	4	4%	98
LANDMARK, THE		48	50	51%	98
ISLAND DOCTORS		12	86	88%	98
CHARLES CROFT MD	1	96	1	1%	98
URINEGOODHANDS LLC		96	2	2%	98
Cross Landings Health and Rehabilitation		97	1	1%	98
ST MARK ASSISTED LIVING CENTER	1	85	12	12%	98
GLOBAL CENTRAL LABS AT PPD	2	88	8	8%	98
FLORIDA COMMUNITY HEALTH CENTERS INC			98	100%	98

COVID-19: testing by laboratory

Data through Feb 19, 2021 verified as of Feb 20, 2021 at 09:25 AM

Data in this report are provisional and subject to change.

The numbers in the table below represent the number of Florida and non-Florida residents for whom test results were received by the Department of Health. A person can be tested by more than one laboratory and can have both positive and negative results. **Therefore, the sum of the numbers in each column will be larger than the total number of people tested.**

Reporting lab	Inconclusive	Negative	Positive	Percent positive	Total
FHMG LAKE MARY PEDS		84	14	14%	98
ARBOR TRAIL		77	20	21%	97
PINELLAS COUNTY JAIL			97	100%	97
SEMINOLE SPORTS AND FAMILY MEDICINE		86	11	11%	97
WESTCHESTER MEDICAL CENTER		94	3	3%	97
RIDGEWOOD DIAGNOSTIC LABORATORY		92	5	5%	97
J FRANK AVEY MD		77	20	21%	97
HEALTH CENTERS AT BRENTWOOD		96	1	1%	97
VILLAS OF HOLLY BROOK - BRADENTON 14TH		97			97
MACADAMS HOME HEALTH AGENCY		95	1	1%	96
PEDIATRIC ASSOCIATES ORLANDO		82	14	15%	96
CCS - BROWARD COUNTY JAIL		90	6	6%	96
MARKET STREET VIERA		95	1	1%	96
BAYSHORE MEMORY CARE		96			96
SIGNATURE HEALTHCARE OF PORT CHARLOTTE		88	7	7%	95
DEVANSH LAB WERKS INC		79	16	17%	95
PRIME HEALTH OF NORTH PORT LLC		85	10	11%	95
CROSS CITY REHABILITATION AND HEALTH CARE CENTER		72	23	24%	95
PEDIATRIC CARE CENTER- JACKSONVILLE BEACH		67	28	29%	95
THE TERRACE OF KISSIMMEE		80	15	16%	95
CONSULATE HEALTH CARE OF SARASOTA	1	93			94
FIRSTCARE CLINIC		42	52	55%	94
CAREATC CITY OF TAMPA		74	20	21%	94
ORLANDO LUTHERAN TOWERS ASSISTED LIVING		94			94
DIAGNOSTIC SOLUTIONS		3	91	97%	94
MIAMI BEACH COMMUNITY HEALTH CENTER		1	93	99%	94
KINDRED HOSPITAL - SOUTH FLORIDA		92	2	2%	94
Golfview Healthcare Center		90	3	3%	93
ALTERNATIVE LIVING, INC DBA TWIN CITIES PAVILION		91	2	2%	93
ADVENTHEALTH MEDICAL GROUP PRIMARY CARE		89	4	4%	93
HURLBURT FIELD CLINIC		39	54	58%	93
PENNSYLVANIA DEPT OF HEALTH		21	72	77%	93
HIGHLANDS MEDICAL CENTER		90	3	3%	93
KALEIDA HEALTH CENTER FOR LABORATORY		87	6	6%	93
ROHR HOME		90	3	3%	93
CAREMOUNT MEDICAL - PATHOLOGY		89	4	4%	93
INNOVATIVE TRANSFUSION MEDICINE, INC	2	69	21	23%	92
HARBORCHASE OF NAPLES		79	13	14%	92
DAYSRING SENIOR LIVING LLC		90	2	2%	92
SEVEN HILLS HEALTH AND REHABILITATION CENTER		76	16	17%	92
KINDRED HOSPITAL NORTH FLORIDA	3	84	5	5%	92
ADVENT HEALTH CENTRA CARE - WATERMAN		79	13	14%	92
DIATHERIX LABORATORIES		52	40	43%	92
MINNESOTA TWINS		87	5	5%	92
KORGENE LAB	1	23	68	74%	92
FLORIDA MEDICAL CLINIC LLC		49	42	46%	91
BAHIA OAKS LODGE		85	6	7%	91

COVID-19: testing by laboratory

Data through Feb 19, 2021 verified as of Feb 20, 2021 at 09:25 AM

Data in this report are provisional and subject to change.

The numbers in the table below represent the number of Florida and non-Florida residents for whom test results were received by the Department of Health. A person can be tested by more than one laboratory and can have both positive and negative results. **Therefore, the sum of the numbers in each column will be larger than the total number of people tested.**

Reporting lab	Inconclusive	Negative	Positive	Percent positive	Total
KINDRED HOSPITAL SOUTH FLORIDA		89	2	2%	91
HERON CLUB AT PRESTANCIA		89	2	2%	91
SUNSHINE GARDENS		90	1	1%	91
Peninsula Care and Rehab		79	12	13%	91
GULFCOAST PEDIATRICS		83	7	8%	90
QPS, LLC		87	3	3%	90
SUMMIT MEDICAL GROUP PA		81	9	10%	90
MAGNOLIA DIAGNOSTIC		2	88	98%	90
ST PETERSBURG PEDIATRICS-MLK JUNIOR BLVD		82	8	9%	90
KEYS MEDICAL GROUP			90	100%	90
A2Z DIAGNOSTICS		89	1	1%	90
JOHN KNOX VILLAGE OF FLORIDA ALF	1	85	4	4%	90
PEDIATRIC ASSOCIATES AT ARGYLE PA		84	6	7%	90
ESCAMBIA COUNTY JAIL	1	62	26	29%	89
CLEAR MOLECULAR		87	2	2%	89
SUNLIFE PHARMACY		85	4	4%	89
F&T MEDICAL RESEARCH, INC		89			89
STUART LODGE LIVING LLC		66	23	26%	89
NORTH FLORIDA SPINE AND WELLNESS		69	20	22%	89
LIFE BRITE		73	16	18%	89
QUALITY URGENT CARE AND WELLNESS PL	2	55	31	35%	88
ARBOR TERRACE SAN JOSE LLC	3	83	2	2%	88
RITE MEDICAL CARE PC		87	1	1%	88
PALMS EDGE	1	81	6	7%	88
GOVERNOR'S CREEK HEALTH & REHABILITATION		87	1	1%	88
FREEDOM INN AT TARPON SPRINGS		81	7	8%	88
LAKE GIBSON VILLAGE, LLC		85	3	3%	88
AVERO DIAGNOSTICS		64	24	27%	88
325TH MEDICAL GROUP		76	11	13%	87
VITAS HEALTHCARE		77	10	11%	87
BRANDON HEALTH AND REHABILITATION CENTER	1	85	1	1%	87
EC OPCO CARROLLWOOD LLC		81	6	7%	87
PACIFIC ANALYTICS			87	100%	87
LABCORP RTP		34	53	61%	87
LECONTE MEDICAL CENTER LAB		69	18	21%	87
CENTURY CENTER FOR REHABILITATION & HEALING		69	18	21%	87
DISCOVERY VILLAGE AT THE FORUM		86			86
PEDIATRICS IN BREVARD PA- ROCKLEDGE		54	32	37%	86
East Bay Rehabilitation Center		52	34	40%	86
PENSACOLA DEVELOPMENTAL CENTER		67	19	22%	86
HAZELDEN FLORIDA	1	82	3	3%	86
NSPIRE HEALTHCARE TAMARAC		80	6	7%	86
SOUTH GEORGIA MEDICAL CENTER		48	38	44%	86
DELAND WELLNESS CENTER			86	100%	86
OPPENHEIMER PLASTIC SURGERY LLC		81	5	6%	86
Crystal Health & Rehab Center		80	6	7%	86
LIFE CARE CENTER OF JACKSONVILLE		64	21	25%	85

COVID-19: testing by laboratory

Data through Feb 19, 2021 verified as of Feb 20, 2021 at 09:25 AM

Data in this report are provisional and subject to change.

The numbers in the table below represent the number of Florida and non-Florida residents for whom test results were received by the Department of Health. A person can be tested by more than one laboratory and can have both positive and negative results. **Therefore, the sum of the numbers in each column will be larger than the total number of people tested.**

Reporting lab	Inconclusive	Negative	Positive	Percent positive	Total
HEARTLAND PHARMACY LAKE PLACID, INC		60	25	29%	85
ERIE COUNTY MEDICAL CTR CLINICAL LABS		81	4	5%	85
CVS		19	66	78%	85
PANCARE HEALTH GULF COUNTY		59	26	31%	85
AVANTE AT OCALA INC		55	30	35%	85
MIAMI SHORES NURSING & REHAB		85			85
W. FRANK WELLS NURSING HOME		84	1	1%	85
HAWTHORN HOUSE□		70	14	17%	84
ADVANCED EMURGENT CARE		27	57	68%	84
MICRO PATH LABORATORIES INC		82	2	2%	84
SANIBEL INTERNAL MEDICINE, LLC		81	3	4%	84
NITE LITE PEDIATRICS - JACKSONVILLE		76	8	10%	84
WALGREENS #12673		82	2	2%	84
CLYDE E LASSEN STATE VETERANS NURSING HOME		59	25	30%	84
ATRIUM AT LIBERTY PARK□		80	4	5%	84
PINES OF SARASOTA GARDEN		84			84
SENIOR LIVING VII TAMPA LLC□	1	73	9	11%	83
STONY BROOK UNIVERSITY MEDICAL CENTER		69	14	17%	83
LAFAYETTE NURSING AND REHABILITATION CENTER		81	2	2%	83
Baldwin Pediatrics		73	10	12%	83
LABCORP EMPLOYER SERVICES		82	1	1%	83
THE PAVILION FOR HEALTH CARE		72	10	12%	82
MINUTECLINIC DIAGNOSTIC OF SOUTH CAROLINA, LLC		67	15	18%	82
COLLIER URGENT CARE CENTERS CREEKSIDE		78	4	5%	82
CANOPY ON BERRYHILL, THE		51	31	38%	82
LAB		29	53	65%	82
HOSPICE OF MARTIN & ST LUCIE, INC		79	3	4%	82
Lexington Health and Rehabilitation Center		82			82
CALADIUM PEDIATRICS		74	8	10%	82
PruittHealth Fleming Island		70	12	15%	82
BIO-TECH CLINICAL LABORATORIES		41	40	49%	81
GRAND OAKS OF JENSEN BEACH LLC□		80	1	1%	81
CARE CENTERS OF NASSAU, LLC - HENDRICKS RD		81			81
MOOSEHAVEN LIFE CARE CENTER		81			81
BRILLIANCE ASSISTED LIVING		64	17	21%	81
ARBOR OAKS AT TYRONE	8	70	3	4%	81
LABFIRST - DEPARTMENT OF PATHOLOGY		78	3	4%	81
ARDEN COURTS OF LELY PALMS□		79	2	2%	81
HUNTSVILLE HOSPITAL LABORATORY		56	25	31%	81
EAST ALABAMA MEDICAL CENTER LABORATORY		69	12	15%	81
WINDSOR OAKS		79	1	1%	80
MINUTECLINIC DIAGNOSTIC		74	6	8%	80
SURFSIDE URGENT CARE		65	15	19%	80
PORT CHARLOTTE REHABILITATION CENTER		67	13	16%	80
BAPTIST MEDICAL CENTER SOUTH		65	15	19%	80
NEW SMYRNA BEACH URGENT CARE			80	100%	80
MEMORY CARE OF NAPLES		80			80

COVID-19: testing by laboratory

Data through Feb 19, 2021 verified as of Feb 20, 2021 at 09:25 AM

Data in this report are provisional and subject to change.

The numbers in the table below represent the number of Florida and non-Florida residents for whom test results were received by the Department of Health. A person can be tested by more than one laboratory and can have both positive and negative results. **Therefore, the sum of the numbers in each column will be larger than the total number of people tested.**

Reporting lab	Inconclusive	Negative	Positive	Percent positive	Total
ST PETERSBURG PEDIATRICS-SEMINOLE		69	11	14%	80
CBS LABS OF TAMPA LLC		3	76	96%	79
VETERANS AFFAIRS MEDICAL CENTER - PALO ALTO		28	51	65%	79
A COUNTRY PLACE ASSISTED LIVING FACILITY		77	2	3%	79
EDGEWATER AT WATERMAN VILLAGE		78	1	1%	79
SONATA WEST		77	2	3%	79
BALMORAL TENANT SERVICES INC	1	43	35	44%	79
CATHOLIC HEALTH SYSTEM DEPT LABORATORY		77	2	3%	79
CHAMBREL AT ISLAND LAKE		75	3	4%	78
ASHRAF MEDICAL GROUP PLLC DBA PULSE MD		75	3	4%	78
HEARTLAND HEALTHCARE AND REHAB CENTER		56	22	28%	78
SEMINOLE TRIBE OF FLORIDA		62	16	21%	78
LAKE MORTON PLAZA		75	3	4%	78
GIBBENS FAMILY MEDICAL, LLC		60	18	23%	78
Madison Health and Rehabilitation Center		42	36	46%	78
PLYMOUTH HOME FOR ADULTS, INC.	8	68	1	1%	77
DEBARY HEALTH AND REHABILITATION CENTER		75	2	3%	77
TRUE NORTH HEALTH NAVIGATION LLC DBA DISPATCHHEALTH	1	60	16	21%	77
LAKELAND REGIONAL HEALTH LAKE MIRIAM		37	40	52%	77
ORANGE CITY NURSING AND REHAB		75	2	3%	77
PARK OF THE PALMS INC		77			77
DYNAMIC MEDICAL USA			76	100%	76
S-H THIRTY-FIVE OPCO- PORT ST LUCIE, LLC	1	75			76
WINDSOR REFLECTIONS		75	1	1%	76
NORTH PORT REHABILITATION AND NURSING CENTER		75	1	1%	76
WALGREENS 9627		70	6	8%	76
BEACHES PEDIATRICS PA		71	5	7%	76
MD 365 MEDICAL CARE PLLC		76			76
CLINICAL PATHOLOGY ASSOCIATES-SONIC REFERENCE LAB		76			76
CENTRAL BALDWIN IMMEDIATE CARE & FAMILY PRACTICE		58	18	24%	76
UNIVERSITY CENTER MEDICAL LLC DBA	1	71	4	5%	76
BRADEN RIVER REHABILITATION CENTER LLC		76			76
PROMEDICA LABORATORIES		21	54	72%	75
TURNING POINT OF TAMPA		69	6	8%	75
BAYCARE HEALTH SYSTEMS		2	73	97%	75
ST JOSEPH'S HOSPITAL LABORATORY			75	100%	75
HEALTH FIRST - PALM BAY HOSPITAL		2	73	97%	75
MOBILE PHYSICIAN SERVICES INC		67	8	11%	75
ADVENTHEALTH EXPRESSCARE		45	30	40%	75
BOND CLINIC PA		43	32	43%	75
BROOKDALE OVIEDO		72	2	3%	74
HUNTINGTON HOSPITAL LABORATORY		71	3	4%	74
NOAH CLINICAL LABORATORY		63	11	15%	74
ACE BIOMEDICAL LABS LLC		61	13	18%	74
LAKE HOWELL FAMILY MEDICINE ASSOCIATES		63	11	15%	74
LONG TERM CARE OF JAY, LLC		53	21	28%	74
FLORIDA PEDIATRIC GROUP		27	46	63%	73

COVID-19: testing by laboratory

Data through Feb 19, 2021 verified as of Feb 20, 2021 at 09:25 AM

Data in this report are provisional and subject to change.

The numbers in the table below represent the number of Florida and non-Florida residents for whom test results were received by the Department of Health. A person can be tested by more than one laboratory and can have both positive and negative results. **Therefore, the sum of the numbers in each column will be larger than the total number of people tested.**

Reporting lab	Inconclusive	Negative	Positive	Percent positive	Total
SIMED LABORATORY		57	16	22%	73
CONSULATE HEALTH CARE - LAKE MARY		72	1	1%	73
LAB PLUS, LLC AT SAINT THOMAS WEST HOSPITAL		59	14	19%	73
SCOTT LAKE HEALTH AND REHABILITATION CENTER		71	2	3%	73
ST VINCENT'S BIRMINGHAM		67	6	8%	73
ROSECASTLE AT DELANEY CREEK		72	1	1%	73
BROWARD HEALTH MEDICAL CENTER CLINICAL LAB			73	100%	73
ATMORE COMMUNITY HOSPITAL LABORATORY		51	22	30%	73
BAY PINES MEDICAL ASSOCIATES		1	72	99%	73
BROWARD HEALTH MEDICAL CENTER		3	70	96%	73
WATERCREST ST LUCIE WEST	1	69	3	4%	73
TUSCAN ISLE OPERATING COMPANY LLC DBA		69	3	4%	72
EXPERTUS LABORATORIES INC		24	48	67%	72
CRAIG BERGER MD PL D/B/A BAY AREA EYE INSTITUTE		72			72
HAVEN OF OUR LADY OF PEACE		72			72
BIOREFERENCE LABORATORIES		9	63	88%	72
Oakhurst Center		65	7	10%	72
ADVANCED LAB		67	4	6%	71
CORNERSTONE MEDICAL CARE OF BRANDON PL		60	11	15%	71
NORTH SHORE MEDICAL LABS	1	65	5	7%	71
BAY REGIONAL URGENT CARE	1	42	28	39%	71
AMMON LABS		61	10	14%	71
ALTAMONTE PEDIATRIC ASSOCIATES		31	40	56%	71
BLISS HEALTHCARE SERVICES	1	49	21	30%	71
STERLING HOUSE OF TALLAHASSEE	3	62	6	8%	71
OAK MANOR NURSING HOME		66	4	6%	70
LENOX HILL HOSPITAL		64	6	9%	70
Highlands Regional Hospital		63	7	10%	70
MACKOUL PEDIATRICS FORT MYERS		55	15	21%	70
SUMMIT AT VENICE	2	63	5	7%	70
ADVENT HEALTH - LAKE MARY		60	10	14%	70
SUNCOAST COMMUNITY HEALTH CENTERS PEDIATRICS		21	49	70%	70
PANIRA HEALTHCARE CLINIC		2	68	97%	70
Winter Garden Rehab and Nursing Facility		65	5	7%	70
HERITAGE HEALTHCARE AND REHABILITATION CENTER		69			69
CP/AIG PENSACOLA DEVELOPMENT LLC		66	3	4%	69
SAN JOSE SENIOR CARE LLC	1	43	25	36%	69
USF HEALTH MORSANI CENTER		5	64	93%	69
MEMORIAL MANOR		69			69
CATHOLIC HEALTH SERVICES REGIONAL LAB		62	7	10%	69
LEE MEMORIAL HEALTH SYSTEM HEALTH FAIR		65	4	6%	69
JERICO URGENT CARE		66	3	4%	69
PLANTATION GENERAL HOSPITAL CLINICAL LAB		26	43	62%	69
PUBLIC SQUARE PHARMACY LLC		53	16	23%	69
PARKSIDE INN	3	64	2	3%	69
WALGREENS 2941		65	3	4%	68
AEL- MEMPHIS		17	51	75%	68

COVID-19: testing by laboratory

Data through Feb 19, 2021 verified as of Feb 20, 2021 at 09:25 AM

Data in this report are provisional and subject to change.

The numbers in the table below represent the number of Florida and non-Florida residents for whom test results were received by the Department of Health. A person can be tested by more than one laboratory and can have both positive and negative results. **Therefore, the sum of the numbers in each column will be larger than the total number of people tested.**

Reporting lab	Inconclusive	Negative	Positive	Percent positive	Total
EISENHOWER ARMY MEDICAL CENTER		61	7	10%	68
SUNCOAST OPTIMAL WELLNESS		23	45	66%	68
NORTH FLORIDA PEDIATRICS		56	12	18%	68
FLORIDA DEPARTMENT OF HEALTH IN WALTON COUNTY		55	13	19%	68
FHMG- FLORIDA HOSPITAL MEDICAL GROUP		58	10	15%	68
CARE RESOURCE COMMUNITY HEALTH CENTERS INC		66	2	3%	68
HOLMES COUNTY HEALTH DEPARTMENT	1	55	12	18%	68
RARITAN BAY PERTH AMBOY		61	7	10%	68
Avante at St Cloud, Inc.		66	2	3%	68
ASSOCIATED CLINICAL LABORATORIES		60	8	12%	68
ESCAMBIA COUNTY JAIL DETENTION DIVISION		66	1	1%	67
KINDRED AT HOME		58	9	13%	67
STONY BROOK SOUTHAMPTON		66	1	1%	67
GENPATH			67	100%	67
MINUTECLINIC DIAGNOSTIC OF TEXAS, LLC		60	7	10%	67
BROOKDALE BONITA SPRINGS		66	1	1%	67
MD LABS		40	27	40%	67
MINUTECLINIC DIAGNOSTIC OF OHIO LLC		52	15	22%	67
MEASE MANOR INC		63	4	6%	67
LAKE WALES OPERATING GROUP LLC		62	5	7%	67
CAN COMMUNITY HEALTH		66	1	1%	67
COOPER FAMILY MEDICAL PLLC		50	17	25%	67
PALM BEACH ATLANTIC UNIVERSITY		62	4	6%	66
MEDEX MEDICAL EXPRESS OF PALATKA			66	100%	66
MINUTECLINIC DIAGNOSTIC OF NORTH CARO		59	7	11%	66
AMERICAN FAMILY MEDICAL		53	13	20%	66
GV NAPLES OPCO, LLC		65	1	2%	66
AU HEALTH		53	13	20%	66
CL BRUMBACK PRIMARY CARE CLINICS		16	50	76%	66
BIG BOCA SMILES LLC		64	2	3%	66
PANCARE HEALTH - MALONE CLINIC		60	6	9%	66
PENSACOLA PEDIATRICS - PACE		58	8	12%	66
BARTRAM CROSSING		66			66
TREASURE COAST FORENSIC TREATMENT CTR		44	21	32%	65
ISLAND COAST PEDIATRICS		58	7	11%	65
BOND CLINIC DR ELDEEB		35	30	46%	65
MED EXPRESS		6	59	91%	65
SUMMER VISTA ASSISTED LIVING		38	27	42%	65
OKEECHOBEE URGENT CARE		17	48	74%	65
BROOKDALE CENTRE POINTE	1	64			65
VETERANS AFFAIRS MEDICAL CENTER - GULF COAST		27	38	58%	65
INDIGO MANOR		22	43	66%	65
BIOIQ		15	50	77%	65
OUT OF STATE		40	24	38%	64
QUALITY URGENT CARE AND WELLNESS		35	29	45%	64
JACOBI MEDICAL CENTER		60	4	6%	64
MINUTECLINIC DIAGNOSTIC OF SOUTH CARO		53	11	17%	64

COVID-19: testing by laboratory

Data through Feb 19, 2021 verified as of Feb 20, 2021 at 09:25 AM

Data in this report are provisional and subject to change.

The numbers in the table below represent the number of Florida and non-Florida residents for whom test results were received by the Department of Health. A person can be tested by more than one laboratory and can have both positive and negative results. **Therefore, the sum of the numbers in each column will be larger than the total number of people tested.**

Reporting lab	Inconclusive	Negative	Positive	Percent positive	Total
NEMOURS CHILDRENS PRIMARY CARE OVIEDO		51	13	20%	64
TRINITY AL SENIOR HOUSING LLC		45	19	30%	64
SOMERBY OF SANTA ROSA BEACH		55	9	14%	64
WADSWORTH HEALTH CENTER		61	3	5%	64
JOSEPH L MORSE GERIATRIC CENTER	2	59	3	5%	64
ADVENT HEALTH CENTRA CARE - WINTER GARDEN		18	46	72%	64
NXGEN MDX		20	44	69%	64
CRESTVIEW URGENT CARE		3	61	95%	64
GREENLEAF ALF		63	1	2%	64
LUTHERAN HAVEN ASSISTED LIVING		63			63
VIERA HEALTH AND REHABILITATION CENTER		62	1	2%	63
EMERALD COAST BEHAVIORAL HOSPITAL		59	4	6%	63
HARBOR BEACH NURSING AND REHABILITATION CENTER		61	2	3%	63
TOTAL CARE PLUS LLC			63	100%	63
EC OPCO PENSACOLA, LLC		62	1	2%	63
MEDI CLINIC SARASOTA INC		62	1	2%	63
Stratford Court of Palm Harbor		53	10	16%	63
MED ONE AT SAINT AUGUSTINE		33	30	48%	63
APC PEDIATRICS AT RYE ROAD MEDICAL PARK		63			63
MISIR DRUGS LLC		51	12	19%	63
G & R HEALTH MART PHARMACY		51	12	19%	63
BEEHIVE HOMES OF GULF BREEZE		47	16	25%	63
PRIMECARE AT TWIN LAKES		1	62	98%	63
SAMFORD UNIVERSITY HEALTH SERVICES		61	1	2%	62
BARRY UNIVERSITY STUDENT HEALTH SERVICES		37	25	40%	62
OVERLOOK HOSPITAL LABORATORY		57	5	8%	62
LAKELAND REGIONAL HEALTH		38	24	39%	62
TITUSVILLE FAMILY PRACTICE		16	46	74%	62
NORTH SHORE UNIVERSITY HOSPITAL LABORATORY		56	6	10%	62
MENORAH HOUSE		61	1	2%	62
MEDRITE URGENT CARE		51	11	18%	62
BISHOP GRADY VILLAS		59	2	3%	61
LAKE CITY VA MEDICAL CENTER			61	100%	61
Winter Park Care and Rehab		60	1	2%	61
WASHINGTON REHABILITATION AND NURSING CENTER		51	10	16%	61
MENTAL HEALTH CARE INC		52	9	15%	61
AEGIS MEDICAL GROUP		46	15	25%	61
EMERALD COAST HOSPICE		60	1	2%	61
BURRY'S PHARMACY INC		36	24	40%	60
THE PRESERVE AT CLEARWATER		58	2	3%	60
ORANGE PARK PEDIATRICS		53	7	12%	60
BONITA PHARMACY		58	2	3%	60
MINUTECLINIC DIAGNOSTIC OF NORTH CAROL		51	9	15%	60
NOMI HEALTH LAB SERVICES LLC		4	56	93%	60
SOUTH LAKE PEDIATRICS		58	2	3%	60
PUTNAM COUNTY SHERIFFS OFFICE		54	6	10%	60
TWIN CREEKS ASSISTED LIVING & MEMORY CARE		57	3	5%	60

COVID-19: testing by laboratory

Data through Feb 19, 2021 verified as of Feb 20, 2021 at 09:25 AM

Data in this report are provisional and subject to change.

The numbers in the table below represent the number of Florida and non-Florida residents for whom test results were received by the Department of Health. A person can be tested by more than one laboratory and can have both positive and negative results. **Therefore, the sum of the numbers in each column will be larger than the total number of people tested.**

Reporting lab	Inconclusive	Negative	Positive	Percent positive	Total
CARDIOLOGY AND MEDICINE ASSOCIATES		43	16	27%	59
PALM BAY URGENT CARE		28	31	53%	59
WILSON MEMORIAL REGIONAL MEDICAL CENTER		55	4	7%	59
INTERNAL LAB		50	9	15%	59
CINNAMON COVE ALF		58	1	2%	59
Summit Medical Group, Pa Dba Citymd		53	6	10%	59
ADVENT HEALTH - PALM COAST		1	58	98%	59
BROOKDALE PALM COAST		59			59
RITECARE MED CTR H			59	100%	59
FLORIDA HEALTH CARE		8	51	86%	59
AFTER HOURS PEDIATRICS			59	100%	59
FERN PARK DEVELOPMENTAL CENTER		5	54	92%	59
BIOTECH		52	7	12%	59
PEDIATRIC SERVICES OF AMERICA INC		57	2	3%	59
MILLENIUM PHYSICIANS GROUP		1	58	98%	59
CORAL GABLES HOSPITAL			59	100%	59
WAVE CREST HEALTH AND REHABILITATION CENTER		57	2	3%	59
MICHIGAN DEPARTMENT OF HEALTH AND HUMAN SERVICES	1		57	98%	58
BOND AND STEELE CLINIC, PA		47	11	19%	58
BARBARA O'REILLY MD PA		57	1	2%	58
LPG CONVENIENT CARE AT PINE ISLAND ROAD		52	6	10%	58
HARMONY CLINIC		1	57	98%	58
Margate Health and Rehabilitation Center		56	2	3%	58
HERNANDO COUNTY FIRE RESCUE DISTRICT		25	33	57%	58
THE CANOPY AT BERRYHILL		58			58
ALZHEIMERS CARE CENTER OF VIERA LTD		37	20	35%	57
MALCOM RANDALL DEPT OF VAMC			57	100%	57
INNOVATIVE GENOMICS, LLC		38	19	33%	57
NORTH FLORIDA MEDICAL CENTER		53	4	7%	57
ASCENSION SACRED HEART BAY LABORATORY		54	3	5%	57
KAPG FLEMING ISLAND SENIOR HOUSING OPCO LLC	1	56			57
EMERALD COAST PEDIATRICS & ADOL		51	6	11%	57
LINCOLN MEDICAL AND MENTAL HEALTH CENTER		53	3	5%	56
BAPTIST HEALTH SOUTH FLORIDA - WEST BOCA URGENT CARE		34	22	39%	56
HORIZON ALF		55	1	2%	56
Palms at Ponte Vedra Assisted Living and Memory Care		53	3	5%	56
EAGLES WATCH CLUSTER		47	9	16%	56
TIFFANY HALL NURSING AND REHAB		44	12	21%	56
ST FRANCIS HOSPITAL		48	8	14%	56
VITAS HEALTHCARE CORP OF FLORIDA		55	1	2%	56
PHYSICIANS PRIMARY CARE OF SOUTHWEST FLORIDA		39	17	30%	56
LIFESTREAM BEHAVIORAL CENTER		37	19	34%	56
FLORIDA MEDICAL CLINIC PA		46	10	18%	56
TUKA PEDIATRICS		7	49	88%	56
STEINHATCHEE FAMILY MEDICAL CENTER	1	48	7	13%	56
BioReference Laboratories, Inc		7	49	88%	56
PALM BAY HOSPITAL			55	100%	55

COVID-19: testing by laboratory

Data through Feb 19, 2021 verified as of Feb 20, 2021 at 09:25 AM

Data in this report are provisional and subject to change.

The numbers in the table below represent the number of Florida and non-Florida residents for whom test results were received by the Department of Health. A person can be tested by more than one laboratory and can have both positive and negative results. **Therefore, the sum of the numbers in each column will be larger than the total number of people tested.**

Reporting lab	Inconclusive	Negative	Positive	Percent positive	Total
BERNHARDT LABORATORIES	1	14	40	73%	55
TBI RESIDENTIAL SERVICES, INC.		44	11	20%	55
MAUREEN OROURKE-FUTEY			55	100%	55
GENESIS DERMATOLOGY		51	4	7%	55
life Care Center of Melbourne		38	17	31%	55
WEST		41	14	25%	55
COOPER FAMILY MEDICAL, PLLC		45	10	18%	55
KENDALL REGIONAL MEDICAL CENTER LAB	3		52	95%	55
TROY REGIONAL MEDICAL CENTER		44	11	20%	55
PREMIER MEDICAL ASSOCIATES ALL FLORIDA LLC		54	1	2%	55
UHEALTH AT FISHER ISLAND			55	100%	55
RAPID RELIABLE TESTING NY LLC		50	5	9%	55
DELCARE PA		42	13	24%	55
EXPRESS DOCS LLC			55	100%	55
MEDLOGIC LABORATORIES		3	52	95%	55
SONATA HUNTERS CREEK		47	8	15%	55
ST. CLOUD MEDICAL GROUP		54			54
NITE LITE PEDIATRICS - PORT ST. LUCIE		45	9	17%	54
CLERMONT HEALTH AND REHAB		40	14	26%	54
UNITED LABORATORY SERVICES CORPORATION		38	16	30%	54
ARDEN COURTS OF SARASOTA		38	16	30%	54
JUNIPER VILLAGE AT NAPLES		53	1	2%	54
CHILDREN'S HOSPITAL OF ALABAMA		53	1	2%	54
PANCARE HEALTH - JACKSON COUNTY		43	11	20%	54
GRAND ST PAUL CVS		54			54
CERTUS MTD OPCP LLC		52	2	4%	54
SARATOGA HOSPITAL LABORATORY		49	5	9%	54
MARQUIS LABS, LLC		53	1	2%	54
SARASOTA CO. HEALTH DEPT # 58		40	14	26%	54
FAMILY EXTENDED CARE OF PUNTA GORDA		54			54
JENNIFER J CHIAVETTA-GRLSANTI DC		42	12	22%	54
INTERNAL MEDICINE ASSOCIATES PA		50	4	7%	54
SOMERSET			53	100%	53
APOLLOMDX LABS		31	22	42%	53
ALLIANCE PEDIATRICS		24	29	55%	53
PALM BAY PEDIATRICS		36	17	32%	53
TOWERS HOME CARE		49	4	8%	53
THOMAS INTERNAL MEDICINE		44	9	17%	53
Gabisa Medical LLC		53			53
Osprey Point Nursing Center		51	2	4%	53
QUOTIENT SCIENCES LABS LLC			53	100%	53
SOS MOBILE MEDICAL CARE LLC		42	11	21%	53
NORTH CENTRAL BRONX HOSPITAL		50	2	4%	52
LEVY COUNTY DEPARTMENT OF HEALTH		36	16	31%	52
MORTON PLANT HOSPITAL NURSING			52	100%	52
KEYSTYLE LIVING LLC	1	50	1	2%	52
VPA PC LAB		48	4	8%	52

COVID-19: testing by laboratory

Data through Feb 19, 2021 verified as of Feb 20, 2021 at 09:25 AM

Data in this report are provisional and subject to change.

The numbers in the table below represent the number of Florida and non-Florida residents for whom test results were received by the Department of Health. A person can be tested by more than one laboratory and can have both positive and negative results. **Therefore, the sum of the numbers in each column will be larger than the total number of people tested.**

Reporting lab	Inconclusive	Negative	Positive	Percent positive	Total
DAVID POSNACK JEWISH DAY SCHOOL		52			52
ALEXANDER NININGER STATE VETERANS		52			52
ADVENT HEALTH		49	3	6%	52
INTERNAL MEDICINE SPECIALIST		46	6	12%	52
SONATA BOCA RATON		48	4	8%	52
SNH BRFL TENANT LLC	2	50			52
MICHAEL AKPEKE MD		43	9	17%	52
PROMEDICA SENIOR LIVING		51	1	2%	52
WEST VOLUSIA FAMILY AND SPORTS MEDICINE		50	1	2%	51
LPG PEDIATRICS AT PAGE FIELD		50	1	2%	51
GULFVIEW MEDICAL INSTITUTE		51			51
ADVENT HEALTH - MOUNT DORA		9	42	82%	51
FINLAY CLINICAL LABORATORY		20	31	61%	51
GOOD HEARTS COVID TESTING		8	43	84%	51
AVANTE ST CLOUD		48	3	6%	51
GATEWAY CARE CENTER		50	1	2%	51
PALM RIVER COMMUNITY HEALTH CENTER		46	5	10%	51
INN AT ASTON GARDENS AT PELICAN POINTE,THE		46	4	8%	50
ROCHESTER GENERAL HOSPITAL LABORATORY		46	4	8%	50
TRADITIONAL HOME HEALTH OF PALM BEACH INC		49	1	2%	50
Jupiter Medical Center Pavilion		49	1	2%	50
BUECHELE DENTAL PA DBA CLERMONT FAMILY DENTISTRY		41	9	18%	50
ORCHID COVE AT DAYTONA		45	5	10%	50
CDR MAGUIRE INC	1	7	42	84%	50
ATRIA PARK OF LAKE FOREST (WG HERITAGE LF LLC)		49	1	2%	50
PENNSYLVANIA DEPARTMENT OF HEALTH BUREAU OF LABORATORIES			50	100%	50
WALGREENS #10373		48	2	4%	50
ADVENT HEALTH CENTRA CARE - EAST ORLANDO		21	29	58%	50
BETHUNE-COOKMAN UNIVERSITY		32	18	36%	50
FLORIDA HEALTH CARE DELAND			50	100%	50
GENEDX		37	13	26%	50
VALENCIA HOUSE ALF		49	1	2%	50
ST JOHNS COUNTY DETENTION CENTER		50			50
SUPERIOR RESIDENCES OF LECANTO		34	15	31%	49
SOLARIS SENIOR LIVING NORTH NAPLES		48	1	2%	49
USF		1	48	98%	49
FIRST CHOICE PEDIATRICS INC		44	5	10%	49
SOFT CELL LABORATORIES		45	4	8%	49
DEVELOPMENTAL DISABILITIES DEFENDANT PROGRAM		47	2	4%	49
81ST MEDICAL GROUP		28	21	43%	49
WEST ISLIP URGENT CARE		45	4	8%	49
ALLEGRO		47	2	4%	49
INN AT THE FOUNTAINS, THE		34	15	31%	49
SOUTHEAST ALABAMA MEDICAL CENTER			49	100%	49
CARE CENTERS OF NASSAU LLC MINER ROAD SOUTH		49			49
NORTHBROOK CENTER FOR		47	2	4%	49
S-H THIRTY FIVE OPCO - ORANGE CITY, LLC		39	10	20%	49

COVID-19: testing by laboratory

Data through Feb 19, 2021 verified as of Feb 20, 2021 at 09:25 AM

Data in this report are provisional and subject to change.

The numbers in the table below represent the number of Florida and non-Florida residents for whom test results were received by the Department of Health. A person can be tested by more than one laboratory and can have both positive and negative results. **Therefore, the sum of the numbers in each column will be larger than the total number of people tested.**

Reporting lab	Inconclusive	Negative	Positive	Percent positive	Total
PREMIER MEDICAL ASSOCIATES		46	2	4%	48
ROCKLEDGE REGIONAL MEDICAL CENTER		30	18	38%	48
LANDMARK HOSPITAL SOUTHWEST FLORIDA LLC		46	2	4%	48
COURTYARD GARDENS OF JUPITER		48			48
BAY CENTER HURRICANE SHELTER		48			48
CAREMED INTERNAL MEDICINE		30	18	38%	48
PANCARE HEALTH - FREEPORT CLINIC SUITE B		39	9	19%	48
HIALEAH HOSPITAL RESPIRATORY DEPT			48	100%	48
BIG BEND CARES, INC		41	7	15%	48
NAPLES PEDIATRICS INC		43	5	10%	48
RAINBOW PEDIATRICS PC LLC / BREAKFAST POINT		38	10	21%	48
THE TERRACE OF JACKSONVILLE		3	45	94%	48
GATTOLINE ENTERPRISES, INC. DBA FAMILY CARE PHARMACY		42	6	13%	48
SEWANEE MOLECULAR DIAGNOSTICS LABORATO		48			48
EAST HILL PHARMACY		33	15	31%	48
DOH		23	25	52%	48
GRAND OAKS OF PALM CITY LLC	1	41	6	13%	48
LITTLE NECK URGENT CARE		46	2	4%	48
HEALTH FIRST - CAPE CANAVERAL HOSPITAL		1	47	98%	48
CAPE REGIONAL MEDICAL CENTER		45	2	4%	47
BARNES HEALTHCARE OF FLORIDA LLC		44	3	6%	47
PHILLIPPE RIDGE		35	12	26%	47
MID FLORIDA PRIMARY CARE PA		35	12	26%	47
PRACTICE MANAGEMENT OF AMERICA, INC.		7	40	85%	47
GENTIVA HEALTH SERVICES CERTIFIED INC		44	3	6%	47
POPLAR HEALTHCARE PLLC	1	11	35	74%	47
INTERLAB		1	46	98%	47
NAVARRE GARDENS		41	6	13%	47
FHMG_CTR FOR SENIOR HEALTH		41	5	11%	46
ST CLOUD PHYSICIAN MANAGEMENT LLC DBA ST CLOUD		27	19	41%	46
PREMIER PLACE HEALTHCARE AT THE GLENVIEW		46			46
COLLIER BLVD HMA PHYSICIAN MANAGEMENT LLC		46			46
H LEE MOFFITT CANCER CENTER MICRO		46			46
GOLDEN POND COMMUNITIES		46			46
HOME CARE PHARMACY		46			46
ADVENT HEALTH EXPRESS CARE		4	42	91%	46
GRAND VILLA OF DELAND		42	4	9%	46
HARTFORD HEALTH SERVICES LLC		46			46
ADVENT HEALTH MEDICAL GROUP OB GYN AT		40	6	13%	46
EAST MANATEE FAMILY	1	1	44	96%	46
KAPG ST AUGUSTINE SENIOR HOUSING OPCO LLC		37	9	20%	46
UNIVERSITY OF WEST FLORIDA, THE		44	1	2%	45
BARNETT PARK		2	43	96%	45
NEW YORK PRESBYTERIAN - QUEENS DIAGNOSTIC		42	3	7%	45
WINTER GARDEN REHAB AND NURSING CENTER		41	4	9%	45
NEOGENOMICS LABORATORIES INC		45			45
PERSONAL PEDIATRICS		40	5	11%	45

COVID-19: testing by laboratory

Data through Feb 19, 2021 verified as of Feb 20, 2021 at 09:25 AM

Data in this report are provisional and subject to change.

The numbers in the table below represent the number of Florida and non-Florida residents for whom test results were received by the Department of Health. A person can be tested by more than one laboratory and can have both positive and negative results. **Therefore, the sum of the numbers in each column will be larger than the total number of people tested.**

Reporting lab	Inconclusive	Negative	Positive	Percent positive	Total
COLLIER URGENT CARE CENTERS		44	1	2%	45
REDI-MED WALK-IN FAMILY CARE			45	100%	45
MOBILE DOC FL, LLC		29	16	36%	45
ROSECASTLE OF JACKSONVILLE LLC		44	1	2%	45
FAMILY EXTENDED CARE OF WINTER HAVEN		43	2	4%	45
SOUTHPORT SQUARE HARBOUR HEALTH		45			45
STUART URGENT CARE			45	100%	45
FLORIDA HOSPITAL		28	16	36%	44
KINDRED HOSPITAL CENTRAL TAMPA BLOOD GAS	1	38	5	11%	44
SAFARI PEDIATRICS PA		43	1	2%	44
SUWANNEE COUNTY SHERIFF OFFICE		41	3	7%	44
NIGHT LITE PEDIATRICS CENTER LLC		10	34	77%	44
QHC UPSTATE MEDICAL PC		36	8	18%	44
FLORIDA STATE HOSPITAL CLINICAL LABORATORY		44			44
PEDIATRICS OF CENTRAL FLORIDA - SAINT CLOUD	2	40	2	5%	44
CVS MINUTE CLINIC		1	43	98%	44
ALLIANCE OF PHYSICIANS AGAINST COVID-19			44	100%	44
PATRICK AIR FORCE BASE		3	40	93%	43
MORTON PLANT			43	100%	43
TGH URGENT CARE POWERED BY FAST TRACK			43	100%	43
NORTH FLORIDA / SOUTH GEORGIA VETERANS HEALTH SYSTEM			43	100%	43
MINUTECLINIC DIAGNOSTIC OF NEW JERSEY		36	7	16%	43
ARTHREX MEDICAL CENTER		25	18	42%	43
BRANCH MEDICAL CLINIC			43	100%	43
COLLIER PHARMACY		36	7	16%	43
LARA HEALTH AND WELLNESS CENTER LLC		43			43
LAKE MARY KIDS CENTRA CARE		33	10	23%	43
PRINCETON VILLAGE		39	4	9%	43
Gulf Shore Care Center		38	5	12%	43
FAST PACE MEDICAL CLINIC, PLLC		37	6	14%	43
RADIOLOGY ASSOCIATES OF VENICE AND ENGLEWOOD		41	2	5%	43
WOLFF CTR FOR CHILD & ADOLESCENT HEALTH PLLC,THE		26	17	40%	43
ERDOX		41	2	5%	43
MERCY MEDICAL URGENT CARE CENTER INC		12	31	72%	43
Guardian Care Nursing and Rehabilitation Center		43			43
CITYMD OF MANAHAWKIN		41	2	5%	43
Atlantic Shore Nursing and Rehab		42			42
SAN CARLOS PHARMACY		38	4	10%	42
EMERGENCY PHYSICIANS MEDICAL CENTER LLC		25	17	40%	42
Citymd Of Toms River		36	6	14%	42
FELICIDAD MEDICAL CENTER			42	100%	42
BRP SH OPCO LLC		42			42
WALGREENS 3145		39	3	7%	42
MAIMONIDES-SHALOM ACADEMY, INC		41	1	2%	42
NEXT MOLECULAR ANALYTICS		11	31	74%	42
CLINICAL LABORATORY		42			42
ISLAND URGENT CARE PLLC		40	2	5%	42

COVID-19: testing by laboratory

Data through Feb 19, 2021 verified as of Feb 20, 2021 at 09:25 AM

Data in this report are provisional and subject to change.

The numbers in the table below represent the number of Florida and non-Florida residents for whom test results were received by the Department of Health. A person can be tested by more than one laboratory and can have both positive and negative results. **Therefore, the sum of the numbers in each column will be larger than the total number of people tested.**

Reporting lab	Inconclusive	Negative	Positive	Percent positive	Total
LINCOLN DIAGNOSTIC LAB		40	2	5%	42
ECOLAB GROUP		8	34	81%	42
ERIC C MRSHAL, MD, PC #1842		39	2	5%	41
WG EVERGREEN WOODS SH LLC		41			41
UNIVERSITY OF ALABAMA		38	3	7%	41
CALHOUN COUNTY HEALTH DEPT		17	24	59%	41
ADVENT HEALTH - LAKE WALES		29	12	29%	41
MARIANNA HEALTH AND REHABILITATION CENTER		40	1	2%	41
FLORIDA HOSPITAL NEW SMYRNA		4	37	90%	41
HERNANDO ENDOSCOPY AND SURGERY CENTER		31	10	24%	41
PEDIATRICS OF CENTRAL FLORIDA KISSI		33	8	20%	41
BRONX LEBANON HOSPITAL-MEDICAL CENTER		37	4	10%	41
University Hills health and Rehabilitation		30	10	25%	40
URGENT CARE & WELLNESS CENTER		10	30	75%	40
CAPITAL REGIONAL MEDICAL CENTER		2	38	95%	40
MINUTECLINIC DIAGNOSTIC OF KANSAS, PA		34	6	15%	40
CLINICAL PATHOLOGY LABORATORIES, INC		40			40
INSTITUTE OF PATHOLOGY KINGS COUNTY		39	1	3%	40
CENTRA CARE - LAKE NONA		4	36	90%	40
BETHESDA HEALTH URGENT CARE		3	37	93%	40
LONGLEAF DIAGNOSTIC LABORATORIES		11	29	73%	40
RENAISSANCE AT THE TERRACES		39	1	3%	40
TROPICANA MANUFACTURING COMPANY INC		37	3	8%	40
NORTH CAROLINA DEPARTMENT OF HEALTH & HUMAN SERVICES	1		39	98%	40
TAMPA BAY CONCIERGE DOCTOR, LLC		38	2	5%	40
FIRST CHOICE URGENT CARE		10	30	75%	40
PRIDE DIAGNOSTICS		24	16	40%	40
AVALON PARK RETIREMENT RESIDENCE		39	1	3%	40
CAMPBELL URGENT CARE			40	100%	40
DOH-WEST PALM BEACH BRANCH LABORATORY		2	38	95%	40
ROYAL PALM SENIOR RESIDENCE		40			40
MID-FLORIDA PATHOLOGY, LLC		32	8	20%	40
PACIFICA SENIOR LIVING OCALA		35	5	13%	40
AESTHETIC ENHANCEMENTS		39			39
GUYAN VALLEY WELLNESS CENTER		32	7	18%	39
CLINICAL RESEARCH SEQUENCING PLATFORM		8	31	79%	39
MEDEX MEDICAL EXPRESS OF PALATKA LLC			39	100%	39
THE GOOD SHEPARDS OF DELAND-WEST		38	1	3%	39
ADVENT HEALTH CENTRA CARE - LAKELAND		30	9	23%	39
BROOKDALE VERO BEACH SOUTH AL		39			39
SOUTHSIDE HOSPITAL NORTHWELL HEALTH LABORATORY		32	7	18%	39
PLAINVIEW URGENT CARE		37	2	5%	39
MIAMI CLINICAL RESEARCH CORP			39	100%	39
STAT ONE URGENT CARE CENTER		2	37	95%	39
CEDAR CREEK AT KINGS BAY INC		39			39
CARE 4 U MANAGEMENT, INC			39	100%	39
UNION MEDICAL CARE PLLC		39			39

COVID-19: testing by laboratory

Data through Feb 19, 2021 verified as of Feb 20, 2021 at 09:25 AM

Data in this report are provisional and subject to change.

The numbers in the table below represent the number of Florida and non-Florida residents for whom test results were received by the Department of Health. A person can be tested by more than one laboratory and can have both positive and negative results. **Therefore, the sum of the numbers in each column will be larger than the total number of people tested.**

Reporting lab	Inconclusive	Negative	Positive	Percent positive	Total
JUNIPER VILLAGE AT CAPE CORAL		34	5	13%	39
BAY COUNTY JAIL ANNEX		34	5	13%	39
LOURDES HOSPITAL INC		37	2	5%	39
CSL PLASMA INC		7	32	82%	39
VIP WALK IN CLINIC		19	19	50%	38
MISSION OAKS ASSISTED LIVING□		36	2	5%	38
CENTRAL FLORIDA PEDIATRICS		13	25	66%	38
BENTLEY VILLAGE II		29	9	24%	38
BOND CLINIC, PA		9	29	76%	38
ADVENTIST HEALTH SYSTEM FLORIDA		26	12	32%	38
ROYAL CARE OF AVON PARK		35	3	8%	38
MOLECULAR DIAGNOSTICS		5	33	87%	38
CITRUS COUNTY HEALTH DEPARTMENT		34	4	11%	38
AUTUMN OF SARASOTA		12	26	68%	38
HOMEWOOD RESIDENCE AT FREEDOM PLAZA		37	1	3%	38
NICEVILLE URGENT CARE		3	35	92%	38
SPRING MANOR ASSISTED LIVING		38			38
BRIDGEVIEW CENTER LLC□		27	11	29%	38
BENTON HOUSE OF ST. JOHNS		36	2	5%	38
WG BAYPOINT VILLAGE SH LLC		38			38
CCRC @ SUNFLOWER LLC		35	3	8%	38
REGENCY OAKS HEALTH CENTER		36	2	5%	38
FLORIDA DEPARTMENT OF HEALTH CLAY COUNTY		25	13	34%	38
STEWART MEDICAL GROUP, INC		21	17	45%	38
PREMISE HEALTH MIA		1	36	97%	37
BRANDON COMMUNITY HEALTH CENTER		29	8	22%	37
PATHOGENIUS LABORATORIES		30	7	19%	37
BOULEVARD REHABILITATION CENTER		24	13	35%	37
NORTHWELL HEALTH PLAINVIEW HOSPITAL LABORATORY		28	9	24%	37
IMA MEDICAL GROUP POINCIANA		14	23	62%	37
HOLY NAME HOSPITAL LABORATORY		36	1	3%	37
PREMIER COMMUNITY HEALTHCARE GROUP INC		36	1	3%	37
S-H THIRTY FIVE OPCO - LUTZ, LLC		36	1	3%	37
THE COLLIER AT NAPLES		36	1	3%	37
PONCE THERAPY CARE CENTER		34	3	8%	37
FAMILY EXTENDED CARE OF SEBRING INC		35	2	5%	37
HR SARASOTA OPERATOR LLC		25	12	32%	37
CONNECTICUT DEPARTMENT OF HEALTH		22	15	41%	37
LUTHERAN HAVEN EXTENDED CONGREGATE CAR		37			37
TAYLORVILLE FAMILY MEDICINE		30	7	19%	37
ST AUGUSTINE PEDIATRIC ASSOC		33	4	11%	37
HOLZER HEALTH CENTER		5	32	86%	37
ACCURATE DIAGNOSTIC LAB		35	2	5%	37
BIOFIRE		7	30	81%	37
INNOVATION CLINICAL TRIALS, INC			37	100%	37
ONE MILO		37			37
GRAMERCY PARK URGENT CARE		35	1	3%	36

COVID-19: testing by laboratory

Data through Feb 19, 2021 verified as of Feb 20, 2021 at 09:25 AM

Data in this report are provisional and subject to change.

The numbers in the table below represent the number of Florida and non-Florida residents for whom test results were received by the Department of Health. A person can be tested by more than one laboratory and can have both positive and negative results. **Therefore, the sum of the numbers in each column will be larger than the total number of people tested.**

Reporting lab	Inconclusive	Negative	Positive	Percent positive	Total
BVL/LITTLE ANGEL PEDIATRICS		36			36
PANCARE HEALTH - BAY COUNTY - YOUNGSTOWN		32	4	11%	36
CORRECTIONAL MEDICAL GROUP		27	9	25%	36
MICHAEL A VENAZIO MD		33	3	8%	36
MINUTE CLINIC INCORPORATE		30	6	17%	36
DUVAL PHARMACY		27	9	25%	36
PATRICK MANOR INCORPORATED		36			36
WUESTHOFF MEMORIAL HOSPITAL			35	100%	35
DOT DOC SARASOTA		33	2	6%	35
FREEDOM SQUARE NURSING CENTER		27	8	23%	35
BAYSHORE PATHOLOGY CONSULTANTS PA		34	1	3%	35
PATHGROUP		9	26	74%	35
PRMG - EAST NAPLES	1	23	11	31%	35
AHEC CLINIC		2	33	94%	35
IRL		4	31	89%	35
HARMONY HEALTH OPCO, LLC		15	20	57%	35
NEUROINTERNATIONAL SARASOTA		32	3	9%	35
PARKSIDE HEALTH AND REHABILITATION CENTER			35	100%	35
ADVENT HEALTH - FISH MEMORIAL		2	33	94%	35
A & R RESEARCH GROUP		30	5	14%	35
TERRACE AT HOBE SOUND, THE	1	31	3	9%	35
BELVEDERE COMMONS OF SUN CITY CENTER		35			35
BRADFORD COUNTY HEALTH DEPARTMENT		34	1	3%	35
P23 LABS		35			35
LAKELAND REGIONAL HEALTH GATEWAY CENTER		12	23	66%	35
EASTERN SHORE URGENT CARE		24	11	31%	35
GRAND AVENUE RX			34	100%	34
ANDALUSIA HEALTH		17	17	50%	34
LAKE INTERNAL MEDICINE ASSOCIATES PA		29	5	15%	34
STETSON UNIVERSITY STUDENT HEALTH CENTER		3	31	91%	34
BIGGERS FAMILY MEDICINE PA		33	1	3%	34
TUSCAN GARDENS OF DELRAY BEACH MANAGEMENT COMPANY,		34			34
JOHN KNOX VILLAGE OF CENTRAL FLORIDA		30	4	12%	34
OPTUMCARE SOUTH FLORIDA, LLC		27	7	21%	34
POARCH BANC CREEK INDIANS TRIBAL HEALTH DEPARTMENT			34	100%	34
LONG ISLAND JEWISH MED CTR		31	3	9%	34
CROSSROADS URGENT CARE		20	14	41%	34
MADISON COUNTY MEMORIAL HOSPITAL LABORATORY		15	19	56%	34
REDI-MED WALK IN FAMILY CLINIC			34	100%	34
PARAMOUNT WALK-IN CLINIC		1	33	97%	34
LYSTER ACH FT RUCKER AL		31	3	9%	34
ENCOMPASS HEALTH REHABILITATION HOSPITAL OF LARGO		31	3	9%	34
MAINSTREET FAMILY URGENT CARE		1	33	97%	34
COLLIER HMA PHYSICIAN MANAGEMENT LLC		26	8	24%	34
THE MERIDIAN AT BOCA RATON	1	33			34
ST. MARYS MEDICAL CENTER		1	33	97%	34
RASHDA ALBIBI M.D. P.A.		31	3	9%	34

COVID-19: testing by laboratory

Data through Feb 19, 2021 verified as of Feb 20, 2021 at 09:25 AM

Data in this report are provisional and subject to change.

The numbers in the table below represent the number of Florida and non-Florida residents for whom test results were received by the Department of Health. A person can be tested by more than one laboratory and can have both positive and negative results. **Therefore, the sum of the numbers in each column will be larger than the total number of people tested.**

Reporting lab	Inconclusive	Negative	Positive	Percent positive	Total
IMA MEDICAL CENTER		21	13	38%	34
ST LUCIE COUNTY JAIL		25	9	26%	34
NIGHT LITE PEDIATRIC CENTER		10	24	71%	34
CDR MAGUIRE - MIAMI BEACH CC MISSION 17388		2	32	94%	34
MEDCOMP SCIENCES			34	100%	34
LONG TERM CARE OF GULF BREEZE LLC		30	4	12%	34
WESTWOOD NURSING AND REHABILITATION		28	5	15%	33
COMPLETE HOME CARE OF THE PALM BEACHES LLC		31	2	6%	33
GREENRIDGE GROUP HOME	3	11	19	58%	33
LAKE CO EMPLOYEE HEALTH AND WELLNESS CENTER		30	3	9%	33
UNIVERSITY HOSPITAL		28	5	15%	33
AYERS NURSING AND REHABILITATION CENTER		33			33
MINUTECLINIC DIAGNOSTIC OF HAWAII LLC		28	5	15%	33
BENTLEY CARE CENTER		33			33
PENSACOLA PEDIATRICS MILTON		27	6	18%	33
ATRIA WILLOW WOOD		32	1	3%	33
DEPT OF VA MED CENTE-WEST PALM BEACH			33	100%	33
AHSE ROP		32	1	3%	33
BOND CLINIC		3	30	91%	33
PHOSPHORUS DIAGNOSTICS		27	6	18%	33
Kensington Gardens		33			33
INTERCOASTAL MEDICAL GROUP			33	100%	33
NIGHT LITE PEDIATRICS URGENT CARE CENTER			33	100%	33
PORT SAINT JOHN FAMILY PRACTICE		21	12	36%	33
ASHTON PLACE	3	26	4	12%	33
METRO KNOXVILLE HMA		25	8	24%	33
FHMG-FLORIDA HOSPITAL MEDICAL GROUP		24	9	27%	33
MINUTECLINIC DIAGNOSTIC OF RHODE ISLAND, LLC #1544		32	1	3%	33
FLORIDA PEDIATRIC GROUP PA		28	5	15%	33
PECONIC BAY MEDICAL CENTER LABORATORY		25	8	24%	33
THE SPRINGS OF PARC HILL		32	1	3%	33
PHYSICIAN ASSOCIATES LLC		26	7	21%	33
ATRIA SAN PABLO		31	2	6%	33
CORAL HOUSE ASSISTED LIVING COMMUNITY LLC		33			33
SANFORD MOBILE LAB PGA TOUR		32	1	3%	33
SONORAN DESERT PATHOLOGY ASSOCIATES		2	30	94%	32
OPIS COQUINA CENTER		32			32
ADVANCE URGENT CARE CENTER, LLC		1	31	97%	32
IPSUM DIAGNOSTICS		3	29	91%	32
LPG CONVENIENT CARE AT METRO		29	3	9%	32
WASHINGTON COUNTY HEALTH DEPARTMENT		20	12	38%	32
LONG ISLAND UNIVERSITY - POST CAMPUS		32			32
AVOW HOSPICE INC		32			32
WESTMINSTER ST AUGUSTINE		32			32
TRADITIONAL HOME CARE INC		31	1	3%	32
JACKSON HEALTH SYSTEM		1	31	97%	32
VETERAN AFFAIRS MEDICAL CENTER - JAMES J PETERS		30	2	6%	32

COVID-19: testing by laboratory

Data through Feb 19, 2021 verified as of Feb 20, 2021 at 09:25 AM

Data in this report are provisional and subject to change.

The numbers in the table below represent the number of Florida and non-Florida residents for whom test results were received by the Department of Health. A person can be tested by more than one laboratory and can have both positive and negative results. **Therefore, the sum of the numbers in each column will be larger than the total number of people tested.**

Reporting lab	Inconclusive	Negative	Positive	Percent positive	Total
Heartland Health Care Center North Sarasota		18	14	44%	32
VILLAGE ON THE ISLE		27	5	16%	32
VETERANS HOME			32	100%	32
GARDENS HEALTH NH LLC		32			32
COLORADO DEPARTMENT OF HEALTH LABORATORY SERVICES DIVISION			32	100%	32
Conway Lakes Health and Rehabilitation Center		32			32
HILA BECKERMAN MD LLC	1	30	1	3%	32
FAMILY HEALTH CENTER		19	13	41%	32
SILVER LAKE PEDIATRICS PA		27	4	13%	31
COLLIER ANESTHESIA PAIN LLC		31			31
UNIPATH		24	7	23%	31
REGENCY PARK ASSISTED LIVING FACILITY		29	2	6%	31
NCHD		17	14	45%	31
SOUTHEASTERN OUTPATIENT SURGERY CENTER		28	3	10%	31
OCOEE PEDIATRICS		24	7	23%	31
MAKO MEDICAL		17	14	45%	31
CAREHERE LAKE SCHOOLS EMPLOYEE HEALTH CENTER		20	11	35%	31
AMERICAN ESOTERIC LABORATORIES		15	16	52%	31
PROFESSIONAL PEDIATRICS		29	2	6%	31
MIRIMUS CLINICAL LABS		13	18	58%	31
Consulate Health Care of Orange Park		27	4	13%	31
BROOKDALE CANOPY OAKS			31	100%	31
ADVENTHEALTH MEDICAL GROUP FAMILY MEDICINE AT RDV		31			31
KEY WEST MEDICAL CENTER	1	29	1	3%	31
DISCOVERY COMMONS AT BRADENTON		31			31
MICHAEL J D'AMBROSE MD PA		29	2	6%	31
LabCorp L#09258130 M#09258125		12	19	61%	31
ALABAMA CLINICS		16	14	47%	30
BOCA BIOLISTIC REFERENCE LAB			30	100%	30
COUNTY OF LOS ANGELES			30	100%	30
MIDDLETOWN MEDICAL P C		21	9	30%	30
MEDEXPRESS - BLOOMIN BRANDS		13	17	57%	30
HERITAGE WATERSIDE		27	3	10%	30
ALWAYS BEST CARE SENIOR SERVICES		27	3	10%	30
MILLENNIA ADVANCED SCIENTIFIC LLC			30	100%	30
FLORIDA DEPARTMENT OF HEALTH IN MONROE COUNTY		26	4	13%	30
WALK IN MEDICAL URGENT CARE		30			30
AMEERAH LABS			30	100%	30
ALAN A SMITH MD LLC		29	1	3%	30
CLINCLOUD, LLC			30	100%	30
UR CARE FAMILY AND SPORTS MEDICINE			30	100%	30
WELLMED AT NEW TAMPA		22	8	27%	30
EASYCARE WALK-IN CLINIC	1	11	18	60%	30
MINUTE CLINIC LLC #2216		28	2	7%	30
ADVENT HEALTH PRIMARY CARE PLUS, WINTER GARDEN		26	4	13%	30
Okeechobee Health Care Facility		16	14	47%	30
THE TERRACE AT IVY ACRES ALF		11	19	63%	30

COVID-19: testing by laboratory

Data through Feb 19, 2021 verified as of Feb 20, 2021 at 09:25 AM

Data in this report are provisional and subject to change.

The numbers in the table below represent the number of Florida and non-Florida residents for whom test results were received by the Department of Health. A person can be tested by more than one laboratory and can have both positive and negative results. **Therefore, the sum of the numbers in each column will be larger than the total number of people tested.**

Reporting lab	Inconclusive	Negative	Positive	Percent positive	Total
THE TRADITION OF THE PALM BEACHES		29	1	3%	30
VILLA COURT LLC		30			30
JAMAICA HOSPITAL MEDICAL CENTER		27	2	7%	29
PALM GARDEN OF JACKSONVILLE		27	2	7%	29
PANCARE HEALTH - BONIFAY K-8			29	100%	29
SUNTREE INTERNAL MEDICINE		29			29
NORTH FLORIDA PEDIATRICS - JACKSONVILLE		25	4	14%	29
NEMOURS CHILDRENS CLINIC		22	7	24%	29
RENAISSANCE SENIOR LIVING	1	28			29
COMPREHENSIVE CHILDCARE		23	6	21%	29
ST VINCENTS PRIMARY CARE		24	5	17%	29
UNIVERSITY MEDICAL CTR OF PRINCETON AT		27	2	7%	29
SUMTER PEDIATRICS		27	2	7%	29
UNIV OF ROCHESTER-STRONG MEMORIAL HOSP		28	1	3%	29
HEALTH FIRST - VIERA HOSPITAL		1	28	97%	29
MAGNOLIA DIAGNOSTICS, LLC		3	26	90%	29
PRO HEALTH HARMONY		29			29
WEINBERG VILLAGE		28	1	3%	29
NURSES HELPING HANDS INC ALF		29			29
COMMUNITY MEDICAL CARE CENTER INC			29	100%	29
CDC		17	12	41%	29
FAMILY CARE PARTNERS URGENT CARE LLC		23	6	21%	29
VIKOR SCIENTITIC			29	100%	29
UNION MEDICAL CARE		29			29
EVERLYWELL		16	13	45%	29
P4CLINICAL	3	2	24	83%	29
ABSOLUTE HEALTH INTERNAL MEDICINE AND PEDIATRICS		23	5	18%	28
DUVAL COUNTY HEALTH DEPARTMENT		28			28
ACTIVE SENIOR LIVING		26	2	7%	28
DAVID LAWRENCE CENTER		24	4	14%	28
FLAGLER HOSPITAL INC	2		26	93%	28
WARDE MEDICAL LABORATORY		20	8	29%	28
VETERANS AFFAIRS MEDICAL CENTER - NEW YORK HARBOR		27	1	4%	28
STATEN ISLAND UNIVERSITY HOSPITAL-POUCH		28			28
ASTORIA HEALTH AND REHABILITATION CENTER		27	1	4%	28
LIGHTHOUSE PEDIATRICS OF NAPLES		24	4	14%	28
ISLAMORADA VILLAGE OF ISLANDS FIRE RESCUE		26	2	7%	28
BAY STREET PHARMACY		26	2	7%	28
PALMS, THE		28			28
LAKE PLACID HEALTH AND REHABILITATION		1	27	96%	28
PINELLAS INTERNAL MEDICINE ASSOCIATES	1	26	1	4%	28
MARION PEDIATRICS PA		21	7	25%	28
PREMIER URGENT CARE CENTER LLC			28	100%	28
LAKELAND NURSING AND REHABILITATION CENTER			28	100%	28
KEY PRIMARY CARE			28	100%	28
GRACE MEDICAL HOME		20	8	29%	28
BULLS HEAD URGENT CARE		27	1	4%	28

COVID-19: testing by laboratory

Data through Feb 19, 2021 verified as of Feb 20, 2021 at 09:25 AM

Data in this report are provisional and subject to change.

The numbers in the table below represent the number of Florida and non-Florida residents for whom test results were received by the Department of Health. A person can be tested by more than one laboratory and can have both positive and negative results. **Therefore, the sum of the numbers in each column will be larger than the total number of people tested.**

Reporting lab	Inconclusive	Negative	Positive	Percent positive	Total
PEDIATRIC SERVICES AND BREATHING CENTER PA		21	7	25%	28
BROOKDALE PHILLIPPI CREEK			28	100%	28
PINES NURSING HOME		27	1	4%	28
EDEN AT CRESTVIEW		12	16	57%	28
PORT ST LUCIE HOSPITAL		25	3	11%	28
Cleveland Clinic Laboratories		4	24	86%	28
FLORIDA ATLANTIC UNIVERSITY		25	3	11%	28
ENT AND ALLERGY ASSOCIATES OF FLORIDA LLC		27	1	4%	28
AMMON ANALYTICAL LABORATORIES		24	4	14%	28
DCH REGIONAL MEDICAL CENTER LABORATORY		27	1	4%	28
LAKE MARY - STIRLING CENTER SUITE 202			28	100%	28
FAMILY CARE PARTNERS		18	10	36%	28
HARBORCHASE OF WELLINGTON CROSSING		26	2	7%	28
TREASURE COAST PEDIATRICS PA		23	5	18%	28
EXPRESS CARE OF BELLEVIEW		27			27
SUNCOAST LABS			27	100%	27
BAPTIST PRIMARY BLACK CREEK SOUTH			27	100%	27
SPANISH RIVER HIGH SCHOOL ESE		23	4	15%	27
SANTA BARBARA CARE CENTER		17	10	37%	27
MINUTECLINIC DIAGNOSTIC OF SOUTH CAROL		25	2	7%	27
BROOKDALE SOUTHPOINT			27	100%	27
LABORATORY ALLIANCE OF CENTRAL NEW YORK		26	1	4%	27
CHILDRENS MEDICAL CENTER			27	100%	27
FAMILY AND INTERNAL MEDICINE AT AVALON PARK		24	3	11%	27
CVS MINUTE CLINIC DIAGNOSTIC OF NORTH CAROL		21	6	22%	27
LEXINGTON PLACE SENIOR LIVING COMMUNITY		27			27
NATIONAL MENTOR HEALTHCARE LLC			27	100%	27
ST PETER'S BENDER LABORATORY		26	1	4%	27
HEALTHPARK MEDICAL CENTER ABG LAB		26	1	4%	27
FAST PACE MEDICAL CLINIC		24	3	11%	27
RIVERHEAD URGENT CARE		26	1	4%	27
Wiregrass Rehabilitation Center and Nursing Home		26	1	4%	27
PERDIDO URGENT CARE		1	26	96%	27
ATLAN		23	4	15%	27
MINUTE CLINIC, LLC DBA MINUTECLINIC #4505		25	2	7%	27
BASSETTI MEDICAL RESEARCH INC		21	6	22%	27
UCLA HEALTHCARE CLINICAL LABS		23	4	15%	27
Bon Secours Maria Manor		22	5	19%	27
BROOKDALE BRANDON	1	26			27
ACCESS 365 URGENT CARE		8	19	70%	27
URGENT CARE CENTER			27	100%	27
STUART REHABILITATION AND HEALTHCARE		12	14	54%	26
BROWARD HEALTH IMPERIAL POINT NURSING			26	100%	26
BODYK		22	4	15%	26
D W MCMILLAN MEMORIAL HOSPITAL		15	11	42%	26
TGH URGENT CARE - RIVERVIEW			26	100%	26
PULMONARY SPECIALISTS OF THE PALM BEACHES		16	10	38%	26

COVID-19: testing by laboratory

Data through Feb 19, 2021 verified as of Feb 20, 2021 at 09:25 AM

Data in this report are provisional and subject to change.

The numbers in the table below represent the number of Florida and non-Florida residents for whom test results were received by the Department of Health. A person can be tested by more than one laboratory and can have both positive and negative results. **Therefore, the sum of the numbers in each column will be larger than the total number of people tested.**

Reporting lab	Inconclusive	Negative	Positive	Percent positive	Total
RAINBOW PEDIATRICS		1	25	96%	26
PREMIUM HEALTH SERVICES OF TAMPA BAY LLC		15	11	42%	26
OAKTREE HEALTHCARE			26	100%	26
ATRIA LADY LAKE		26			26
LAKE COUNTY SCHOOLS EMPLOYEE HEALTH CENTER		16	10	38%	26
LOOP PEDIATRICS		22	4	15%	26
WAKULLA COUNTY HEALTH DEPARTMENT		12	14	54%	26
WEISS PEDIATRIC CARE LLC		16	10	38%	26
THE MINIER URGENT CARE		20	6	23%	26
WIREGRASS CLINIC LLC		21	5	19%	26
AR ANESTHESIA LLC		25	1	4%	26
LAKES DIALYSIS CENTER INC			26	100%	26
MONTEFIORE NEW ROCHELLE HOSPITAL		24	2	8%	26
MONCRIEF ARMY HEALTH CLINIC			26	100%	26
ADVENT HEALTH PARTIN SETTLEMENT HEALTH PARK		18	8	31%	26
WEST BROWARD CARE CENTER		24	2	8%	26
LOT HEALTH SERVICES	1	25			26
PALM BEACH COUNTY FIRE RESCUE		24	2	8%	26
URGENT FAMILY CARE INC		23	3	12%	26
ADVANCED URGENT CARE		12	14	54%	26
CHILDREN'S MEDICAL CENTER			26	100%	26
CERON PEDIATRICS & INTEGRATIVE MEDICIN		26			26
WESTPAC LABS		1	24	96%	25
MD BEAUTY LABS, PA		23	2	8%	25
GULFSIDE HOSPICE INC		22	3	12%	25
Salerno Bay Health & Rehabilitation Center		18	7	28%	25
EAST HILL MEDICAL GROUP		17	8	32%	25
UNION CHD		22	3	12%	25
TALLAHASSEE DEVELOPMENTAL CENTER		24	1	4%	25
SANITAS		4	21	84%	25
RJ LEE GROUP	1	23	1	4%	25
ST JOSEPHS CHILDRENS OUTREACH			25	100%	25
ARCPOINT LABS OF FORT LAUDERDALE		25			25
ST. CLOUD HOSPITAL		20	5	20%	25
THE WATERMARK AT VISTAWILLA		25			25
Lanier Rehab			25	100%	25
ADVENT HEALTH - LAKE MARY PEDIATRICS		16	9	36%	25
COLORADO DEPARTMENT OF PUBLIC HEALTH AND ENVIRONMENT			25	100%	25
MINUTECLINIC DIAGNOSTIC OF RHODE ISLAND, LLC #212		25			25
MIGUEL E TREVINO MD PA		21	4	16%	25
SOMA MEDICAL CENTER PA #3			25	100%	25
M&V SAN JOSE MEDICAL CENTER			25	100%	25
SOUTH FLORIDA DIALYSIS CENTER		8	17	68%	25
NORTH PINELLAS CHILDRENS MEDICAL CENTER			25	100%	25
ST ANTHONYS PRIMARY CARE LLC/JACKSON STREET			25	100%	25
JUPITER MEDICAL CENTER PHYSICIANS GROUP, INC		22	3	12%	25
CENTER ONE SURGERY CENTER		21	4	16%	25

COVID-19: testing by laboratory

Data through Feb 19, 2021 verified as of Feb 20, 2021 at 09:25 AM

Data in this report are provisional and subject to change.

The numbers in the table below represent the number of Florida and non-Florida residents for whom test results were received by the Department of Health. A person can be tested by more than one laboratory and can have both positive and negative results. **Therefore, the sum of the numbers in each column will be larger than the total number of people tested.**

Reporting lab	Inconclusive	Negative	Positive	Percent positive	Total
VASSAR BROTHERS MEDICAL CENTER LABORATORY		24	1	4%	25
WOMENS CARE FLORIDA LABORATORY		25			25
SYNIVERSE WELLNESS CENTER		21	4	16%	25
RESIDENCE AT BAY VUE		24	1	4%	25
EPIC REFERENCE LABS INC			25	100%	25
MINUTECLINIC, LLC		21	4	16%	25
AMELIA ASSISTED LIVING FACILITY		25			25
MADWAR		19	6	24%	25
FEDERAL PRISON CAMP PENSACOLA			25	100%	25
COLONY CARE CENTER		16	9	36%	25
GASTROENTEROLOGY ASSOCIATES OF PENSACOLA PA		22	3	12%	25
OAKMONTE VILLAGE		24	1	4%	25
ADVENTHEALTH MEDICAL GROUP FAMILY MEDICINE		24	1	4%	25
MED PLUS FLORENCE		20	4	17%	24
SENIOR LIVING IV SUN CITY LLC		17	7	29%	24
ROCKLAND URGENT CARE FAMILY HEALTH NP		24			24
TARPON BAYOU CENTER			24	100%	24
MADISON COUNTY MEMORIAL HOSP		12	12	50%	24
APOLLO HEALTH & REHABILITATION		18	6	25%	24
ST JOSEPHS HOSPITAL SOUTH HOSPITAL			24	100%	24
COURTYARDS OF ORLANDO		24			24
STEWART MELBOURNE HOSPITAL			24	100%	24
ROADS PEDIATRICS,LLC		22	2	8%	24
RESIDENTIAL PLAZA AT BLUE LAGOON INC		21	3	13%	24
CENTRAL FLORIDA HEALTH CARE INC WAUCHULA SITE 2		17	7	29%	24
HEALTH MED CENTERS		24			24
SUNQUEST		3	21	88%	24
THE COMMONWEALTH OF MASSACHUSETTS			24	100%	24
WELLOW URGENT CARE		23	1	4%	24
THE LODGE AND REHABILITATION CENTER		9	15	63%	24
PHYSICIANS PRIMARY CARE OF SW FLORIDA PL		24			24
ORANGE PEDIATRICS			24	100%	24
THE CHAPPEL GROUP RESEARCH		24			24
JOSEF SCHENKER MD PC		24			24
MARYLAND DEPARTMENT OF HEALTH			24	100%	24
PRIME CARE ONE LLC/HARBORCHASE OF VENICE			24	100%	24
HERITAGE OAKS ASSISTED LIVING & MEMORY CARE		20	4	17%	24
VICK STREET MANOR		24			24
AIR, LAND & SEA PHYSICALS & CONSULTATIONS, LLC		23	1	4%	24
MINUTECLINIC DIAGNOSTIC OF MICHIGAN		22	2	8%	24
ABL MEDICAL CARE LLC			24	100%	24
WESTMINSTER WOODS ON JULINGTON CREEK		22	2	8%	24
VILLAGES REHABILITATION AND NURSING CENTER		24			24
SOUTH CAROLINA DEPT OF HEALTH AND ENVIRONMENT CONTROL		2	22	92%	24
ATRIA AT ST JOSEPHS		24			24
LABORATORY DYNAMICS		20	4	17%	24
HENNEPIN COUNTY MEDICAL CENTER (HCMC)		13	11	46%	24

COVID-19: testing by laboratory

Data through Feb 19, 2021 verified as of Feb 20, 2021 at 09:25 AM

Data in this report are provisional and subject to change.

The numbers in the table below represent the number of Florida and non-Florida residents for whom test results were received by the Department of Health. A person can be tested by more than one laboratory and can have both positive and negative results. **Therefore, the sum of the numbers in each column will be larger than the total number of people tested.**

Reporting lab	Inconclusive	Negative	Positive	Percent positive	Total
AVENTIS BIO-SERVICES CTL		24			24
MINUTE CLINIC DIAGNOSTIC OF SC, LLC #75		23	1	4%	24
MINUTECLINIC DIAGNOSTIC OF NORTH CAROLINA		23	1	4%	24
SENIOR HEALTH OF WINTER PARK DUNDEE		24			24
URGENT CARE USA			23	100%	23
SARASOTA MEMORIAL NURSING & REHABILITATION CTR		23			23
SOUTHCOM LABORATORY		2	21	91%	23
CHIPOLA MEDICAL ASSOCIATES		4	19	83%	23
PHYSICIANS STAT		3	20	87%	23
BROOKDALE UNIVERSITY HOSPITAL		22	1	4%	23
PINELLAS 1 HOME HEALTH CARE CORP		23			23
WUESTHOFF MEDICAL CENTER-MELBOURNE			23	100%	23
HOLLISMED LLC		22	1	4%	23
SUMMIT MEDICAL GROUP - 75 E NORTHFIELD		21	2	9%	23
NEW JERSEY		22	1	4%	23
HUNT CLUB PEDIATRIC ASSOCIATES LLC		19	4	17%	23
UF HEALTH NORTH JACKSONVILLE			23	100%	23
MD NOW MEDICAL CENTERS INC		1	22	96%	23
UNIVERSITY HILLS HEALTH AND REHABILITATION CENTER		18	5	22%	23
EGL GENETIC DIAGNOSTICS		1	22	96%	23
BROOKWOOD BAPTIST MEDICAL CENTER		22	1	4%	23
ISLAND COAST PEDIATRICS PA		22	1	4%	23
COASTAL SKIN SURGERY AND DERMATOLOGY		16	7	30%	23
CANTON-POTSDAM HOSPITAL LABORATORY		23			23
ADVENTHEALTH MEDICAL GROUP FAMILY & INTERNAL		9	14	61%	23
PARK WEST MEDICAL CENTER		22	1	4%	23
LAKEVIEW HEALTH CARE SYSTEMS		9	14	61%	23
BOCA TOXICOLOGY LLC		21	2	9%	23
STATE LAB		2	21	91%	23
MAYO CLINIC JACKSONVILLE		1	22	96%	23
CARENOW - DOWNTOWN NORTH GULCH		22	1	4%	23
GOOD SAMARITAN HOSPITAL LABORATORY		20	3	13%	23
FINLAY C. LABORATORY		3	20	87%	23
WOODHOUSE INC		17	6	26%	23
EP MEDICAL EQUIPMENT PHARMACY		21	2	9%	23
CORNERSTONE PEDIATRICS		14	9	39%	23
NOBLE SENIOR LIVING		3	20	87%	23
Summit Medical Group Westfield Lab		20	3	13%	23
SUNSHINE ASSISTED LIVING		23			23
GRAND LIVING AT LAKEWOOD RANCH		23			23
FORT CAROLINE GARDENS, INC		21	2	9%	23
OLIVE BRANCH HEALTH AND REHABILITATION CENTER			22	100%	22
MID FLORIDA PATHOLOGY LLC		21	1	5%	22
SUNSHINE PEDIATRICS OF CENTRAL FLORIDA PL		20	2	9%	22
FLORIDA HOSPITAL LABS		12	10	45%	22
JOSEPH SCHENKER MD PC DBA CENTERS URGENT		19	3	14%	22
APOLLO SURGERY CENTER		20	2	9%	22

COVID-19: testing by laboratory

Data through Feb 19, 2021 verified as of Feb 20, 2021 at 09:25 AM

Data in this report are provisional and subject to change.

The numbers in the table below represent the number of Florida and non-Florida residents for whom test results were received by the Department of Health. A person can be tested by more than one laboratory and can have both positive and negative results. **Therefore, the sum of the numbers in each column will be larger than the total number of people tested.**

Reporting lab	Inconclusive	Negative	Positive	Percent positive	Total
FLORIDA ENDOSCOPY & SURGERY CTR LLC		22			22
ROCKLEDEGE REGIONAL MEDICAL CENTER		17	5	23%	22
ORLANDO CLINICAL RESEARCH CENTER		20	2	9%	22
MOBILE DIVISION LABORATORY		7	15	68%	22
PALMS MEDICAL GROUP - LAKE CITY WEST		3	19	86%	22
ADVENT HEALTH MEDICAL GROUP- FAMILY MEDICINE AT DR. PHILIPS		17	5	23%	22
THORNBURG PEDIATRICS		21	1	5%	22
STEWART MEDICAL GROUP INC			22	100%	22
UNIV OF NORTH ALABAMA HEALTH CENTER		21	1	5%	22
TEN HEALTHCARE		6	16	73%	22
ADVENT HEALTH EXPRESS		9	13	59%	22
EBEIDS MD PEDIATRICS		19	3	14%	22
FIRST CHOICE PEDIATRICS LOOP		20	2	9%	22
GROWING TOGETHER PEDIATRICS, LLC		18	4	18%	22
NOVANT HEALTH		16	6	27%	22
MARTHA'S HOUSE & ASSISTED LIVING FACILITY		22			22
GLEN COVE HOSPITAL		22			22
PULSE MEDICAL GROUP INC			22	100%	22
MORNINGSIDE MANOR & VILLA ADULT CARE C		22			22
COASTAL COMPLETE CARE		11	11	50%	22
DIACARTA INC.		22			22
CARILLON SPORTS AND FAMILY MEDICINE		18	4	18%	22
CENTERPLACE HEALTH		3	19	86%	22
TIFFANY LAKE CARE CENTERS INC		22			22
ELAN SPANISH SPRINGS		4	18	82%	22
PALMETTO PEDIATRICS			22	100%	22
FLORIDA PEDIATRICS		6	16	73%	22
MAGNOLIA PEDIATRICS		2	20	91%	22
SEAGRASS VILLAGE			22	100%	22
ENGLEWOOD HOSPITAL AND MEDICAL CENTER		17	5	23%	22
NAPHCARE, INC.		12	10	45%	22
JACKSONVILLE VA UNIVERSITY OPC	1	21			22
CRESTVIEW IMMEDIATE CARE LL			21	100%	21
ROCKLEDGE FAMILY HEALTH			21	100%	21
HUNTINGTON STATION URGENT CARE		20	1	5%	21
LONG BEACH URGENT CARE		21			21
CAPE CORAL HOSPITAL ABG LABORATORY		11	10	48%	21
INTERNATIONAL MEDICAL LABORATORY INC		21			21
ROSLYN URGENT CARE		21			21
CLINICAL PATHOLOGY LABORATORIES SOUTHEAST			21	100%	21
ASSISTED LIVING OF BROWARD		21			21
PRIMECARE OF DOTHAN-DALEVILLE CLINIC		16	5	24%	21
WILTON MANORS HEALTH & REHABILITATION CENTER		12	9	43%	21
KESHAV RX LLC		18	3	14%	21
MINUTE CLINIC DIAGNOSTIC OF VIRGINIA		16	5	24%	21
CARE HERE		1	20	95%	21
DALE MEDICAL CENTER		16	5	24%	21

COVID-19: testing by laboratory

Data through Feb 19, 2021 verified as of Feb 20, 2021 at 09:25 AM

Data in this report are provisional and subject to change.

The numbers in the table below represent the number of Florida and non-Florida residents for whom test results were received by the Department of Health. A person can be tested by more than one laboratory and can have both positive and negative results. **Therefore, the sum of the numbers in each column will be larger than the total number of people tested.**

Reporting lab	Inconclusive	Negative	Positive	Percent positive	Total
Clearwater Center		10	11	52%	21
PHYSICIANS CARE		18	3	14%	21
MINUTECLINIC, LLC #08366		16	5	24%	21
CARESPOT		1	20	95%	21
CONNECTDX		6	15	71%	21
ARDEN COURTS OF WINTER SPRINGS		18	3	14%	21
BUREAU OF PUBLIC HEALTH	1	2	18	86%	21
GRAND VILLA OF ST. PETERSBURG		19	2	10%	21
CLEARWATER EMPLOYEE HEALTH CLINIC		7	14	67%	21
AESTHETIC SURGERY CENTER OF WINTER PARK, THE		20	1	5%	21
GREEN GABLES ASSISTED LIVING FACILITY		21			21
FORT SANDERS REGIONAL LABORATORY		21			21
ST JUDE CHILDRENS RESEARCH HOSPITAL		21			21
VIRTUA		17	4	19%	21
ARCPPOINT LABS OF WEST PALM BEACH			21	100%	21
BITTINGS APOTHECARY INC		17	4	19%	21
UPMC CHAUTAUQUA AT WCA LABORATORY		20	1	5%	21
MINUTECLINIC DIAGNOSTIC MEDICAL GROUP		18	2	10%	20
KIVA AT CANTERBURY, LLC		20			20
HEALTHY MINORS, LLC.		20			20
ISLAND LAKE CENTER		4	16	80%	20
TGH MEDICAL GROUP LABORATORY CARROLLWOOD			20	100%	20
LAKE WORTH MANOR		19	1	5%	20
HARBOUR ISLAND PEDIATRICS		12	8	40%	20
CONSOLIDATED LAB SERVICES		10	10	50%	20
SANFORD PEDIATRIC ASSOCIATES, PA		18	2	10%	20
ALAN SERURE MD		20			20
SHORE MEMORIAL HOSPITAL		17	3	15%	20
JEFFERSON K-12, A SOMERSET SCHOOL- CLINIC		17	3	15%	20
HOWARD BEACH URGENT CARE		20			20
BAY PEDIATRICS PA		18	2	10%	20
BEST MEDICAL CENTER		11	9	45%	20
PROFESSIONAL PARK PEDIATRICS PA			20	100%	20
BROOKDALE MANDARIN CENTRAL		7	13	65%	20
MORRIS PARK URGENT CARE		17	3	15%	20
MEDICAL EXPRESS CORP		18	2	10%	20
ODYSSEY HEALTHCARE OF MARION COUNTY, LLC		19	1	5%	20
ROBERT H JENKINS JR VETERANS' DOMICILIARY HOME OF		17	3	15%	20
CL BRUMBACK PRIMARY CARE CLINIC LANTANA		2	18	90%	20
HENDRY REGIONAL CORPORATE HEALTH			20	100%	20
CITRUS CARE CLINIC			20	100%	20
PONCE PLAZA NURSING & REHAB CENTER		4	16	80%	20
HOLIDAY MEDICAL ASSOCIATES		1	19	95%	20
TOTAL ACCESS URGENT CARE			20	100%	20
CARESPOT OF NOCATEE		1	19	95%	20
REDITUS LABORATORIES			20	100%	20
ERIC C MARSHAL MD, PC DBA MINUTECLINIC		19	1	5%	20

COVID-19: testing by laboratory

Data through Feb 19, 2021 verified as of Feb 20, 2021 at 09:25 AM

Data in this report are provisional and subject to change.

The numbers in the table below represent the number of Florida and non-Florida residents for whom test results were received by the Department of Health. A person can be tested by more than one laboratory and can have both positive and negative results. **Therefore, the sum of the numbers in each column will be larger than the total number of people tested.**

Reporting lab	Inconclusive	Negative	Positive	Percent positive	Total
WINSHIPS PHARMACY INC		20			20
UAH STUDENT HEALTH CENTER		13	7	35%	20
BETHESDA HEALTH PHYSICIAN GROUP INC			20	100%	20
CIGNA PBSO WEST PALM			20	100%	20
HALIFAX HEALTH URGENT CARE		3	17	85%	20
POINT OF CARE CLINICS PRIMARY CARE		20			20
TOTTENVILLE CIRCLE URGENT CARE		20			20
ADIRONDACK MEDICAL CENTER		20			20
RAINBOW PEDIATRIC CENTER		2	18	90%	20
WINTER PARK FAMILY PRACTICE LLC		17	3	15%	20
GERALD J KIVETT MD		18	2	10%	20
MEDEXPRESS URGENT CARE - BLOOMINGTON		17	3	15%	20
JUPITER MEDICAL CENTER			20	100%	20
ESTATES MEDICAL CENTER		12	8	40%	20
SOUTH CAROLINA DEPARTMENT OF HEALTH			20	100%	20
SEVEN RIVERS REGIONAL MEDICAL CENTER		5	14	74%	19
BOCA SIMON LAB		1	18	95%	19
TEXAS DEPARTMENT OF STATE HEALTH SERVICES		3	16	84%	19
OHIO CVS STORES, LLC DBA		17	2	11%	19
BAYFRONT HMA CONVENIENT CARE, LLC		2	17	89%	19
GRAND VILLA OF ALTAMONTE SPRINGS		12	7	37%	19
STONE WASH CLINICAL LABORATORIES		2	17	89%	19
MICHELLE S PAGE MD PA		18	1	5%	19
Wesley Place on Honeysuckle		17	2	11%	19
Sovereign Laboratory Services, LLC		17	2	11%	19
LAB INTERMARKET FACILITY LAB		1	18	95%	19
FLORIDA COMMUNITY HEALTH CENTER OF ST. LUCIE		1	18	95%	19
AMERICAN HEALTH ASSOCIATES INC		3	16	84%	19
MINIMALLY INVASIVE VASCULAR INC		17	2	11%	19
CORE LABORATORY		1	18	95%	19
BAYVIEW MEDICAL		19			19
ROYAL PALM MEDICAL GROUP, INC		19			19
BIOREFERENCE LABORATORIES INC		3	16	84%	19
INTEGRATED REGIONAL LABORATORIES - LARGO			19	100%	19
OMEGA LABORATORIES		15	4	21%	19
ESOTERIX GENETIC LABORATORIES		16	3	16%	19
BRIDGEWAY HEALTH CLINICS INC			19	100%	19
SOLE HEALTH LLC		19			19
NEW YORK METHODIST HOSPITAL		15	4	21%	19
LOVING CARE OF THE TREASURE COAST LLC	1	13	5	26%	19
MED HEALTH SERVICES		18	1	5%	19
WELLMED AT LAKE COPELAND		13	6	32%	19
MONROE COUNTY DETENTION CENTER			19	100%	19
JUST FOR KIDS PEDIATRICS		5	14	74%	19
GOOD SAMARITAN SOCIETY OF DAYTONA		16	3	16%	19
BARTON FAMILY PRACTICE		8	11	58%	19
MINUTECLINIC DIAGNOSTIC OF LOUISIANA		18	1	5%	19

COVID-19: testing by laboratory

Data through Feb 19, 2021 verified as of Feb 20, 2021 at 09:25 AM

Data in this report are provisional and subject to change.

The numbers in the table below represent the number of Florida and non-Florida residents for whom test results were received by the Department of Health. A person can be tested by more than one laboratory and can have both positive and negative results. **Therefore, the sum of the numbers in each column will be larger than the total number of people tested.**

Reporting lab	Inconclusive	Negative	Positive	Percent positive	Total
NANO HEALTH ASSOCIATES LLC		19			19
CLERMONT ADVENTHEALTH CENTRA CARE		1	18	95%	19
ST VINCENT'S EAST		17	2	11%	19
SONATA BOYNTON BEACH		17	2	11%	19
NEWYORK-PRESBYTERIAN/ LAWRENCE HOSPITAL LABORATORY		17	2	11%	19
CARDIOLOGY AND MEDICINE ASSOCIATES INC		19			19
TIMBERLANE LODGE ALF	1	11	7	37%	19
COOPER HEALTHCARE		19			19
JACKSON NORTH MEDICAL CENTER		2	17	89%	19
ROWLETT MIDDLE ACADEMY		17	2	11%	19
NEW YORK PRESBYTERIAN - ALLEN HOSPITAL		19			19
ALL PEDIATRIC CARE			19	100%	19
NO NAME		8	11	58%	19
BAPTIST URGENT CARE		16	3	16%	19
ASURANCE SCIENTIFIC LABORATORIES		19			19
REGENCY SQUARE MALL - SEARS		3	16	84%	19
GUIDEWELL EMERGENCY MEDICINE DOCTORS LLC		4	15	79%	19
SUNCOAST TECHNICAL COLLEGE SCHOOL OF HEALTH		19			19
MARATHON HEALTH FOR LIFE		16	3	16%	19
ANYLABTESTNOW		6	13	68%	19
MEADOWCREST FAMILY PHYSICIANS PA			18	100%	18
SPRINGWOOD COURT		13	5	28%	18
OCALA OAKS REHABILITATION CENTER		12	6	33%	18
WALGREENS COVID-19		14	4	22%	18
CHARLOTTE CHD PORT CHARLOTTE		14	4	22%	18
XPRESS WELLNESS URGENT CARE			18	100%	18
SIDDH INC DBA SAN CARLOS PHARMACY		16	2	11%	18
OCEANSIDE URGENT CARE		18			18
SOUTH NASSAU COMMUNITIES HOSPITAL		14	4	22%	18
ENCOMPASS HEALTH REHABILITATION HOSPITAL OF SARASOTA		18			18
MINUTECLINIC DIAGNOSTIC OF NORTH CAROLINA PC		15	3	17%	18
DIXIE COUNTY HEALTH DEPARTMENT		11	7	39%	18
TENNESSEE DEPARTMENT OF HEALTH		14	4	22%	18
MADISON CORE LABORATORIES		17	1	6%	18
MINUTECLINIC DIAGNOSTIC OF RHODE ISLAND, LLC #590		17	1	6%	18
BAPTIST HEALTH URGENT CARE AT WEST BOCA		18			18
MARION COUNTY HEALTH DEPARTMENT		17	1	6%	18
FLORIDA HOSPITAL WINTER GARDEN		15	3	17%	18
VIERA FAMILY MEDICINE AND WELLNESS		14	4	22%	18
COMMONWEALTH OF MASSACHUSETTS			18	100%	18
COMMUNITY HEALTH OF SOUTH FLORIDA			18	100%	18
AURORA DIAGNOSTICS		6	12	67%	18
ST. JUDES LABORATORIES		12	6	33%	18
ALL AMERICAN URGENT CARE			18	100%	18
CENTRAL FLORIDA PEDIATRIC URGENT CARE LLC		16	2	11%	18
WALGREEN EASTERN CO, INC		18			18
DEPT OF VA MEDICAL CENTER - BAY PINES			18	100%	18

COVID-19: testing by laboratory

Data through Feb 19, 2021 verified as of Feb 20, 2021 at 09:25 AM

Data in this report are provisional and subject to change.

The numbers in the table below represent the number of Florida and non-Florida residents for whom test results were received by the Department of Health. A person can be tested by more than one laboratory and can have both positive and negative results. **Therefore, the sum of the numbers in each column will be larger than the total number of people tested.**

Reporting lab	Inconclusive	Negative	Positive	Percent positive	Total
MOORINGS PARK OAKSTONE AT GREY OAKS		17	1	6%	18
GUARDANT HEALTH		13	5	28%	18
HUNT CLUB MEDICAL		13	5	28%	18
KIVA AT CANTERBURY		1	17	94%	18
GENERAL INTERNAL MEDICINE MEDICAL CTR CLINIC		13	5	28%	18
BOZEMAN HEALTH DEACONESS HOSPITAL		13	5	28%	18
MINUTE CLINIC DIAGNOSTIC OF VIRGINIA, LLC		18			18
FUTURE PEDIATRICS		15	3	17%	18
MINUTECLINIC DIAGNOSTIC PA		16	2	11%	18
GENTIVA HEALTH SERVICES		16	2	11%	18
UM MILLER SCHOOL OF MEDICINE			18	100%	18
FAMILY CARE CYPRESS CREEK		1	17	94%	18
WELLMED AT PLANT CITY		10	8	44%	18
MARQUES PEDIATRICS			18	100%	18
MINUTECLINIC DIAGNOSTIC OF ILLINOIS L		15	3	17%	18
BASSETTI & ASSOCIATES, MD, PA			18	100%	18
UTAH DEPARTMENT OF HEALTH			18	100%	18
MCWHORTER SCHOOL OF PHARMACY		18			18
DASCENA, INC		15	3	17%	18
OSCEOLA ALF OPERATOR, LLC DBA□		18			18
HARTFORD HOSPITAL ANCILLARY LAB		17	1	6%	18
CABOT RESERVE ON THE GREEN		18			18
COASTAL FAMILY PRACTICE		10	8	44%	18
TPCA CLINICAL LABORATORIES		15	3	17%	18
TOTAL RENAL LABORATORIES INC		13	5	28%	18
49D2045214PHYSICIAN OFFICE WAIVER MEDEXPRESS URGENT CARE - HARRISONBU		8	9	53%	17
ORLANDO FAMILY MEDICINE		7	10	59%	17
INN AT LAKE SEMINOLE SQUARE, THE		17			17
VALLEY IMMEDIATE CARE		15	2	12%	17
BAYCARE MEDICAL GROUP INC			17	100%	17
WHITE-WILSON MEDICAL CENTER		11	6	35%	17
SHELBY BAPTIST MEDICAL CENTER		12	5	29%	17
HEALTHCARE NOW			17	100%	17
MARCO DRUGS AND COMPOUNDING		13	4	24%	17
BHA CENTRAL COUNTY CLINIC		1	16	94%	17
BROOKDALE ST AUGUSTINE			17	100%	17
ASCENSION ST VINCENT'S PRIMARY CARE			17	100%	17
PRIMARY CARE MEDICINE	1	13	3	18%	17
URGENT CARE AT LONGWOOD			17	100%	17
WELLINGTON FAMILY PRACTICE		13	4	24%	17
ROSS MEDICAL GROUP			17	100%	17
FLUSHING HOSPITAL MEDICAL CENTER		14	3	18%	17
JESSIE TRICE COMMUNITY HEALTH SYSTEM, INC		1	16	94%	17
CARENOW URGENT CARE-BRENTWOOD		11	6	35%	17
PEDIATRIC ASSOCIATES PA		16	1	6%	17
RESOLVE MOLECULAR DIAGNOSTICS		13	4	24%	17
MINUTECLINIC, LLC, DBA MINUTECLINIC #5		14	3	18%	17

COVID-19: testing by laboratory

Data through Feb 19, 2021 verified as of Feb 20, 2021 at 09:25 AM

Data in this report are provisional and subject to change.

The numbers in the table below represent the number of Florida and non-Florida residents for whom test results were received by the Department of Health. A person can be tested by more than one laboratory and can have both positive and negative results. **Therefore, the sum of the numbers in each column will be larger than the total number of people tested.**

Reporting lab	Inconclusive	Negative	Positive	Percent positive	Total
BAYCARE HEALTH SYSTEMS, LLC			17	100%	17
OCEAN REEF MEDICAL CENTER, LLC			17	100%	17
MD PLUS URGENT CARE, LLC			17	100%	17
MASSACHUSETTS GENERAL HOSPITAL		1	16	94%	17
TENDER CARE ALF		17			17
CRANES VIEW LODGE			17	100%	17
Floral Health and Rehabilitation, LLC		16	1	6%	17
THE CANOPY AT HARPER LAKE	1		16	94%	17
UVMC MICROBIOLOGY		16	1	6%	17
DIEGO FALLON MD PA		6	11	65%	17
PARRISH HEALTH CENTER		14	3	18%	17
GLEN OAKS URGENT CARE		16	1	6%	17
HELIX DIAGNOSTICS			17	100%	17
BAY BREEZE HEALTH AND REHABILITATION CENTER		9	8	47%	17
LAKELAND HILLS CENTER		10	7	41%	17
COAST MED URGENT CARE		16	1	6%	17
ST ELIZABETH MEDICAL CENTER LABORATORY		16	1	6%	17
MINUTECLINIC DIAGNOSTICS MEDICAL GROUP		16	1	6%	17
URGENT TEAM		14	3	18%	17
URGENT CARE WEST CLINIC		14	3	18%	17
FUNGAL REFERENCE LABORATORY		12	5	29%	17
Z UROLOGY		17			17
TRINITY MEDICAL ASSOCIATES LLC			17	100%	17
GENETIC TECHNOLOGICAL INNOVATIONS			17	100%	17
URGENT CARE CLINIC OF LINCOLN		14	2	13%	16
ALL FLORIDA FAMILY & SPORTS MEDICINE		15	1	6%	16
ROBERT WOOD JOHNSON UNIVERSITY HOSP		14	2	13%	16
MEDEXPRESS URGENT CARE LEWISBURG		15	1	6%	16
ST AUGUSTINE PLANTATION		1	15	94%	16
CRUCIAL CARE		10	6	38%	16
Citymd Of Lacey		14	2	13%	16
ADEPT INPATIENT MEDICAL SERVICES PC		16			16
BONIFAY NURSING AND REHABILITATION CENTER			16	100%	16
PROMEDICA LABORATORIES		11	5	31%	16
SOMA MEDICAL CENTER PA			16	100%	16
AUBURN COMMUNITY HOSPITAL		14	2	13%	16
ADVENTHEALTH MEDICAL GROUP PULMONOLOGY		14	2	13%	16
STARLING AT NOCATEE			16	100%	16
ST CATHERINE OF SIENA HOSPITAL		14	2	13%	16
MIRIMUS INC		1	15	94%	16
MEDICINE AT LONGWOOD		16			16
Lab MSMC Hialeah			16	100%	16
XERA MED RESEARCH			16	100%	16
OKEECHOBEE HEALTHCARE FACILITY			16	100%	16
CAREHERE- LCS LEESBURG			16	100%	16
MINUTECLINIC DIAGNOSTIC OF TN PC #378		15	1	6%	16
MAITLAND PRIMARY CARE		9	7	44%	16

COVID-19: testing by laboratory

Data through Feb 19, 2021 verified as of Feb 20, 2021 at 09:25 AM

Data in this report are provisional and subject to change.

The numbers in the table below represent the number of Florida and non-Florida residents for whom test results were received by the Department of Health. A person can be tested by more than one laboratory and can have both positive and negative results. **Therefore, the sum of the numbers in each column will be larger than the total number of people tested.**

Reporting lab	Inconclusive	Negative	Positive	Percent positive	Total
ALBIBI		1	15	94%	16
NOVANT HEALTH GOHEALTH URGENT CARE-HARRISBURG		8	8	50%	16
Grand Villa of Deerfield Beach		14	2	13%	16
CLEVELAND CLINIC FLORIDA		1	15	94%	16
REHAB AND HEALTHCARE CENTER OF CAPE CORAL		16			16
MINUTE CLINIC DIAGNOSTIC OF NEW JERSEY		16			16
PANAMA CITY VITAS HOSPICE		16			16
MILLENNIUM PHYSICIAN GRP LLC NAPLES PINE RIDGE			16	100%	16
HEALTH CENTRAL HOSPITAL			16	100%	16
COLLIER COUNTY JAIL		16			16
REGENEXX TAMPA BAY		14	2	13%	16
DARDEN WELLNESS CENTER		13	3	19%	16
MINUTECLINIC DIAGNOSTIC OF PENNSYLVANI		16			16
PRO HEALTH FAMILY PHYSICIANS, NYSTROM		16			16
BROOKDALE CROWN POINT			16	100%	16
FAST TRACK URGENT CARE CENTER - TYRONE			16	100%	16
CLEVELAND CLINIC			16	100%	16
JOSEF SCHENKER MD PC DBA CENTERS URGENT		15	1	6%	16
ADVENT HEALTH - ZEPHYRHILLS			16	100%	16
SRMC AVALON		9	7	44%	16
JS HEALTHCARE INC		16			16
CARESPOT EXPRESS HEALTHCARE			16	100%	16
JOSEPH MIGNOGNA		13	3	19%	16
INTERNAL MEDICINE ASSOCIATES & SPECIALTIES INC		15	1	6%	16
STATEN ISLAND UNIVERSITY HOSPITAL		15	1	6%	16
PRATTVILLE BAPTIST HOSPITAL		13	3	19%	16
NORTHWEST FLORIDA SLEEP		1	15	94%	16
COMMUNITY HOME HEALTH CARE		16			16
BAPTIST MEMORIAL HEALTH CARE		14	2	13%	16
FORT VALLEY STATE UNIVERSITY		15			15
LAKEWOOD RANCH MEDICAL CENTER CLINICAL LAB			15	100%	15
GRACE WELLNESS CENTER		4	11	73%	15
ENCOMPASS HEALTH REHABILITATION HOSPITAL OF PANAMA CITY		10	5	33%	15
MILTON 4707		15			15
LEE COMMUNITY HEALTHCARE - LEHIGH		14	1	7%	15
COLLEGE POINT URGENT CARE		13	2	13%	15
ADVENT HEALTH - KISSIMMEE		5	10	67%	15
HODGES CLUSTER		2	13	87%	15
COMMUNITY HEALTH OF SOUTH FLORIDA INC			15	100%	15
BAYLOR GENETICS		6	9	60%	15
BVL PEDIATRICS		14	1	7%	15
FLORIDA DEPARTMENT OF HEALTH IN HILLSBOROUGH COUNTY		1	14	93%	15
SINAI HOSPITAL OF BALTIMORE		15			15
CUSTEAD CARE CENTER HAVEN HOSPICE		12	3	20%	15
BLOUNT MEMORIAL HOSPITAL		13	2	13%	15
HOLLEY-NAVARRE MEDICAL CLINIC		5	10	67%	15
MINUTECLINIC #8699		12	3	20%	15

COVID-19: testing by laboratory

Data through Feb 19, 2021 verified as of Feb 20, 2021 at 09:25 AM

Data in this report are provisional and subject to change.

The numbers in the table below represent the number of Florida and non-Florida residents for whom test results were received by the Department of Health. A person can be tested by more than one laboratory and can have both positive and negative results. **Therefore, the sum of the numbers in each column will be larger than the total number of people tested.**

Reporting lab	Inconclusive	Negative	Positive	Percent positive	Total
MEDEXPRESS URGENT CARE, MOON TOWNSHIP		14	1	7%	15
MEADOWCREST MOLECULAR DIAGNOSTICS, LLC			15	100%	15
DOCTORS MEDICAL CENTER OF WALTON COUNTY CLINIC			15	100%	15
INTERIM HEALTHCARE OF NORTHWEST FLORIDA INC		13	2	13%	15
CALLAWAY CLINIC		10	5	33%	15
PASSPORT HEALTH ORLANDO		15			15
MINUTECLINIC, LLC, DBA MINUTECLINIC #2544		14	1	7%	15
MINUTECLINIC MINUTECLINIC #8746		14	1	7%	15
AJU GEORGE MD PA			15	100%	15
EAR NOSE & THROAT ASSOCIATES OF MANATEE PA		15			15
Astoria Health and Rehab		15			15
FAMILY CARE CENTER OF ARLINGTON		10	5	33%	15
ADVENTHEALTH MEDICAL GROUP MULTISPECIALTY			15	100%	15
DIATHERIX		13	2	13%	15
PALM BAY FAMILY PRACTICE		4	11	73%	15
STAT MEDICAL CLINIC III INC		10	5	33%	15
CHURCH OF SCIENTOLOGY FLAG SERVICE ORGANIZATION		14	1	7%	15
TELEVISIT MALABAR PEDIATRICS		5	10	67%	15
EXPRESS FAMILY CARE LLC			15	100%	15
MULBERRY'S MOBILE PROVIDER SERVICES LLC		1	14	93%	15
PALM BEACH GARDENS MEDICAL CENTER			15	100%	15
ORLANDO HEALTH		2	13	87%	15
FAMILY CARE			15	100%	15
TMH FSU RAPID LABORATORY		2	13	87%	15
EASTLAKE PEDIATRICS - TRINITY		15			15
PATHLINE			15	100%	15
BESSENT ROAD GROUP HOME		15			15
BAPTIST MEDICAL CENTER EAST		11	4	27%	15
WALK IN URGENT CARE			15	100%	15
BAYCARE MEDICAL GROUP INC			15	100%	15
MELBOURNE FAMILY PRACTICE		12	2	14%	14
SANDALWOOD NURSING CENTER		14			14
BOCA SIMON		2	12	86%	14
BENTON HOUSE OF PORT ORANGE		8	6	43%	14
SOUTHEASTERN LABORATORY			14	100%	14
HEALTHFIRST ADVENT HEALTH CENTRA CARE COCOA BEACH			14	100%	14
STEINHATCHEE DRUGS		11	3	21%	14
MINUTECLINIC DIAGNOSTIC OF MICHIGAN PC		13	1	7%	14
DAVITA DIALYSIS		4	10	71%	14
EPIPHANY HEALTH		8	6	43%	14
SHERMAN-ABRAMS LABORATORY INC		11	3	21%	14
MC DIAGNOSTIC OF CONNECTICUT, PC #775		13	1	7%	14
SOUTHEASTERN UNIVERSITY INC		14			14
MI CASA DORADA ASSISTED LIVING FACILIT		14			14
Consulate Health Care of Jacksonville			14	100%	14
ARDEN COURTS OF PALM HARBOR			14	100%	14
GRAND VILLA OF NEW PORT RICHEY		8	6	43%	14

COVID-19: testing by laboratory

Data through Feb 19, 2021 verified as of Feb 20, 2021 at 09:25 AM

Data in this report are provisional and subject to change.

The numbers in the table below represent the number of Florida and non-Florida residents for whom test results were received by the Department of Health. A person can be tested by more than one laboratory and can have both positive and negative results. **Therefore, the sum of the numbers in each column will be larger than the total number of people tested.**

Reporting lab	Inconclusive	Negative	Positive	Percent positive	Total
GRAND VILLA OF ORMOND BEACH		12	2	14%	14
MEDI STATION			14	100%	14
RIVERSIDE COTTAGES AT THE SHORES, LLC			14	100%	14
TREEHOUSE PEDIATRICS & FAMILY CARE		14			14
MEDEXPRESS URGENT CARE - ROBINSON TWP, STEUBENVILLE PIKE		12	2	14%	14
BREVARD HEALTH ALLIANCE INC, THE		9	5	36%	14
OPTIONS FOR SENIORS INC DBA PALM KREST MANOR		12	2	14%	14
NORTHWESTERN MEMORIAL HOSPITAL			14	100%	14
ST CLOUD MEDICAL GROUP		12	2	14%	14
MORTON PLANT MEASE			14	100%	14
HUDSON VALLEY HOSPITAL CENTER LABORATORY		13	1	7%	14
KINDRED HOSPITAL OCALA		12	2	14%	14
OAKMONTE VILLAGE OF DAVIE			14	100%	14
MEDEMERGE		13	1	7%	14
FORT WALTON BEACH DEVELOPMENTAL CENTER		13	1	7%	14
UC HEALTH UNIVERSITY HOSPITAL		11	3	21%	14
UNIVERSITY LAB			14	100%	14
PBSO WEST PALM FAMILY PRACTICE		1	13	93%	14
TALLAHASSEE PRIMARY CARE ASSOCIATES PA		12	2	14%	14
STATMED OCALA			14	100%	14
TREASURE COAST URGENT CARE			14	100%	14
OPIS ISLAND LAKE CENTER		13	1	7%	14
INDIANA STATE DEPARTMENT OF HEALTH		1	13	93%	14
POLK CHD BARTOW		13	1	7%	14
NORTHWEST FLORIDA ENT, PA		5	9	64%	14
Belleair Healthcare Center		8	6	43%	14
SIGMUND LABS LLC		14			14
MEDEXPRESS URGENT CARE - TIMBERLAKE		13	1	7%	14
PULSE & REMEDY LLC			14	100%	14
Terrace of Jacksonville			14	100%	14
FORT HAMILTON URGENT CARE		14			14
LAKE HOWARD HEIGHTS	1	11	2	14%	14
ALAN L MELOTEK MD		14			14
The Evangelical Lutheran Good Samaritan Society		14			14
ST JOSEPH HOSPITAL		13	1	7%	14
A LILIKO'I PHARMACY LLC		13			13
HARBOR CHASE OF JACKSONVILLE			13	100%	13
DYNAMIC DNA LAB		1	12	92%	13
WORLD WRESTLING ENTERTAINMENT			13	100%	13
MONTEFIORE ST LUKE'S CORNWALL HOSPITAL		10	3	23%	13
EAR NOSE AND THROAT ASSOCIATES OF MANATEE, P.A.		10	3	23%	13
PROHEALTH CARE ASSOCIATES MOBILE		10	3	23%	13
VRL EUROFINIS - HAWAII		13			13
ELTINGVILLE CIRCLE URGENT CARE		13			13
ESCAMBIA COMMUNITY CLINIC		2	11	85%	13
CITY OF CAPE CORAL		12	1	8%	13
CONCIMED LLC		12	1	8%	13

COVID-19: testing by laboratory

Data through Feb 19, 2021 verified as of Feb 20, 2021 at 09:25 AM

Data in this report are provisional and subject to change.

The numbers in the table below represent the number of Florida and non-Florida residents for whom test results were received by the Department of Health. A person can be tested by more than one laboratory and can have both positive and negative results. **Therefore, the sum of the numbers in each column will be larger than the total number of people tested.**

Reporting lab	Inconclusive	Negative	Positive	Percent positive	Total
BAY COUNTY HEALTH DEPARTMENT		11	2	15%	13
BAYA URGENT CARE LLC		1	12	92%	13
MAIN STREET MEDICAL CENTER OF CRESTVIEW PA		1	12	92%	13
ADVENT HEALTH - WINTER HAVEN		7	6	46%	13
COVANCE CENTRAL LABORATORY			13	100%	13
NORTHEAST FLORIDA STATE HOSP-NURSING		13			13
MAINSTREET FAMILY SELECT		1	12	92%	13
SOUTHEAST FAMILY HEALTHCARE CENTER			13	100%	13
ST ANTHONY'S HOSP PATIENT CARE SERVICE			13	100%	13
VALDOSTA FAMILY MEDICINE		1	12	92%	13
GENEXPERT			13	100%	13
IN-OFFICE LAB		12	1	8%	13
FLORIDA MEDICAL CLINIC IM MLK		9	4	31%	13
INTERMOUNTAIN CENTRAL LAB		1	12	92%	13
COMPREHENSIVE CHILDCARE ASSOCIATES		8	5	38%	13
HORIZON MEDICAL GROUP		11	2	15%	13
PHELPS HOSPITAL LABORATORY		11	2	15%	13
AVALON MEDICAL WALK IN CLINIC			13	100%	13
BROOKDALE DELAND			13	100%	13
BELLEVUE HOSPITAL CENTER DEPARTMENT		13			13
SUMMERGATE PHARMACY		12	1	8%	13
ORCHID COVE		3	10	77%	13
MINUTECLINIC DIAGNOSTIC OF TN PC #6435		13			13
CVS NY4098030POCT NEW YORK		13			13
VILLA OF KINGS AND QUEENS OF DELRAY		13			13
MINUTECLINIC DIAGNOSTIC OF TN, PC 6438		11	2	15%	13
FLORIDA STATE HOSPITAL			13	100%	13
HARLEM HOSPITAL CENTER		12	1	8%	13
ACCESS HEALTH CARE PHYSICIANS LLC		4	9	69%	13
PREMIER LABORATORY SERVICES, LLC		5	8	62%	13
PARKWEST MEDICAL CENTER		11	2	15%	13
SOMA MEDICAL CENTER # 4		2	11	85%	13
Grand Villa of Clearwater		11	2	15%	13
BROOKLYN HOSPITAL CENTER DOWNTOWN CAMPUS		13			13
LONG ISLAND JEWISH VALLEY STREAM		12	1	8%	13
NORTHWEST FLORIDA COMMUNITY HOSPITAL 3RD FLOOR		12	1	8%	13
A AND R RESEARCH GROUP LLC		10	3	23%	13
NOVALIFE MEDSPA			13	100%	13
NEWPATH DIAGNOSTICS		7	6	46%	13
WEEMS MEDICAL CENTERS		9	4	31%	13
CVS MINUTE CLINIC DIAGNOSTIC OF TEXAS LLC		10	3	23%	13
BRYAN WHITFIELD MEMORIAL HOSPITAL		8	5	38%	13
MINUTECLINIC DIAGNOSTIC OF TN, PC 374		9	4	31%	13
CAREATC			13	100%	13
CLINICAL LABORATORY SERVICES			13	100%	13
METROPOLITAN CHARITIES INC		12	1	8%	13
ROCKLEDGE		3	10	77%	13

COVID-19: testing by laboratory

Data through Feb 19, 2021 verified as of Feb 20, 2021 at 09:25 AM

Data in this report are provisional and subject to change.

The numbers in the table below represent the number of Florida and non-Florida residents for whom test results were received by the Department of Health. A person can be tested by more than one laboratory and can have both positive and negative results. **Therefore, the sum of the numbers in each column will be larger than the total number of people tested.**

Reporting lab	Inconclusive	Negative	Positive	Percent positive	Total
GENETIC TECHNOLOGICAL INNOVATIONS, LLC		1	12	92%	13
GLENBROOKE AT PALM BAY			13	100%	13
PRIMARY CARE WALK IN CLINIC PLLC			13	100%	13
ORANGE REGIONAL MEDICAL CENTER LABORATORY		10	3	23%	13
WEEMS MEMORIAL HOSPITAL		9	4	31%	13
CROSS CARE CENTER			13	100%	13
MINUTECLINIC DIAGNOSTIC OF TN PC #566		11	2	15%	13
ARNOT OGDEN MEDICAL CENTER LABORATORY		13			13
LUCID DIAGNOSTICS LABS			13	100%	13
UNIVERSITY HOSPITAL UC HEALTH		9	4	31%	13
SHELBY COUNTY HEALTH CARE CORPORATION		10	3	23%	13
Sunnyside Care Center		13			13
PANCARE HEALTH - WEWA ELEMENTARY			12	100%	12
MADISON COUNTY HEALTH DEPARTMENT		5	7	58%	12
AVENTURA HOSPITAL AND MEDICAL CENTER			12	100%	12
FHCP-PORT ORANGE		3	9	75%	12
METHODIST MEDICAL CENTER		9	3	25%	12
LEON CHD		12			12
NAPLES GREEN VILLAGE		12			12
STEWART MELBOURNE HOSPITAL, INC	1		11	92%	12
SOMA MEDICAL CENTER, P.A.			12	100%	12
PARROTT MEDICAL CLINIC			12	100%	12
MI2297090CV HOLLAND-23D2189684		12			12
GEORGE W FERGUSON MD-CONCIERGE MEDICAL SERVICES PL		11	1	8%	12
LIFE CARE OF PORT SAINT LUCIE		3	9	75%	12
TNC WALK IN CLINIC		9	3	25%	12
GNT ASSOCIATES		11	1	8%	12
ADVANCED URGENT CARE CENTER			12	100%	12
IREPERTOIRE_MOL_LAB		12			12
BAPTIST PRIMARY CARE PONTE VEDRA		6	6	50%	12
CARLOS F FUSTER MD PA		12			12
TLC FAMILY CARE HOME INC		12			12
VERITAS RESEARCH CORP			12	100%	12
JFK MEDICAL CENTER NORTH LAB		1	11	92%	12
FLORIDA DEPT OF HEALTH		4	8	67%	12
MEDEXPRESS URGENT CARE-ALTOONA		10	2	17%	12
CVS TN5639POCT FARRAGUT		10	2	17%	12
MEDEXPRESS URGENT CARE - SEMINOLE SQUA		10	2	17%	12
ADVENTHEALTH MEDICAL GROUP CARE CLINIC AT		8	4	33%	12
NATIONAL GENETICS INST LABCORP		4	8	67%	12
URGENT CARE USA LLC		1	11	92%	12
BROOKDALE CITRUS			12	100%	12
TANVIR H SHAGAR NP		12			12
SUMMIT ATLANTIC SURGERY CENTER		12			12
FORT PIERCE FAMILY CARE INC		6	6	50%	12
OHIO STATE UNIVERSITY MEDICAL CENTER			12	100%	12
WOODLAND TOWERS		6	6	50%	12

COVID-19: testing by laboratory

Data through Feb 19, 2021 verified as of Feb 20, 2021 at 09:25 AM

Data in this report are provisional and subject to change.

The numbers in the table below represent the number of Florida and non-Florida residents for whom test results were received by the Department of Health. A person can be tested by more than one laboratory and can have both positive and negative results. **Therefore, the sum of the numbers in each column will be larger than the total number of people tested.**

Reporting lab	Inconclusive	Negative	Positive	Percent positive	Total
UNIVERSITY OF MIAMI MILLER SCHOOL			12	100%	12
YORKVILLE PEDIATRIC URGENT CARE		12			12
MERIDIAN AT WATERWAYS, THE		10	2	17%	12
CVS MINUTE CLINIC, LLC		10	2	17%	12
HAVEN HOSPICE			12	100%	12
THE PLAZA AT PARKSQUARE		12			12
BROWARD DIALYSIS			12	100%	12
APPLE DIAGNOSTICS LAB		5	7	58%	12
ST VINCENT'S URGENT CARE		9	3	25%	12
Lady Lake Specialty Care			12	100%	12
SUWANNEE COUNTY JAIL		11	1	8%	12
WALGREEN		4	8	67%	12
GLEN OAKS HEALTH AND REHABILITATION CENTER			12	100%	12
HIGHLANDS COUNTY FIRE RESCUE		12			12
SARASOTA - ROBERT L TAYLOR COMMUNITY CENTER		1	11	92%	12
ACADIAN DIAGNOSTIC LABORATORIES		8	4	33%	12
MIRACLE ALF INC		12			12
ORMOND MEDICAL ARTS		3	9	75%	12
LAB UNKNOWN		1	11	92%	12
ST PETER'S UNIVERSITY HOSPITAL		9	3	25%	12
ENCOMPASS HOME HEALTH OF THE SOUTHEAST LLC		12			12
INNOVATIVE RESEARCH OF WEST FLORIDA		9	3	25%	12
COLLIER COUNTY HEALTH DEPT.		7	5	42%	12
WACO HHSSURGEWACO	1	10	1	8%	12
CLINIC OF PEDIATRICS & GI MEDICINE INC			12	100%	12
ADVENTHEALTH MEDICAL GROUP		9	3	25%	12
MERCY MEDICAL CENTER		5	7	58%	12
FLORIDA PRESBYTERIAN HOMES INC		11	1	8%	12
THE PALMS PHARMACY, INC		11	1	8%	12
ALASKA PUBLIC HEALTH LAB		1	11	92%	12
HOPE HEALTHCARE		12			12
FAMILY MEDICINE AT LONGWOOD			12	100%	12
SEMORAN FAMILY HEALTH LLC		10	1	9%	11
DESOTO HEALTH AND REHAB LLC		7	4	36%	11
BIOTECH CLINICAL LABORATORIES, INC.		1	10	91%	11
MC DIAGNOSTIC OF CONNECTICUT, PC #1960		11			11
GENESIS		7	4	36%	11
MED LABS DIAGNOSTICS		6	5	45%	11
UNIVERSITY OF ILLINOIS VETERINARY DIAG		11			11
MOUNT DORA PEDIATRICS		9	2	18%	11
GADSDEN REGIONAL MEDICAL CENTER		11			11
TELEVISIT PALM BAY FAMILY PRACTICE		9	2	18%	11
AZALEA HEALTH		2	9	82%	11
VIRTUA WEST JERSEY HOSPITAL VOORHEES		9	2	18%	11
ADVENTHEALTH MEDICAL GROUP PEDIATRICS AT		2	9	82%	11
CVS MINUTE CLINIC DIAGNOSTIC PA		9	2	18%	11
GRAND VILLA OF ENGLEWOOD		7	4	36%	11

COVID-19: testing by laboratory

Data through Feb 19, 2021 verified as of Feb 20, 2021 at 09:25 AM

Data in this report are provisional and subject to change.

The numbers in the table below represent the number of Florida and non-Florida residents for whom test results were received by the Department of Health. A person can be tested by more than one laboratory and can have both positive and negative results. **Therefore, the sum of the numbers in each column will be larger than the total number of people tested.**

Reporting lab	Inconclusive	Negative	Positive	Percent positive	Total
LEHIGH VALLEY HOSPITAL		3	8	73%	11
ADVENTIST HEALTH SYSTEM FLORIDA DEPT OF HEALTH		7	4	36%	11
CORNER OAK ESTATE LLC		11			11
NIGHT LITE PEDIATRICS CENTER, LLC		1	10	91%	11
MINUTECLINIC DIAGNOSTIC OF TN, PC 4992		11			11
ADVANCED HEALTHCARE ASSOCIATES		11			11
FAMILY PRACTICE ON THE GO		6	5	45%	11
Grand Villa of Dunedin		5	6	55%	11
CARENOW URGENT CARE-WEST END		7	4	36%	11
PINELLAS COUNTY HEALTH DEPARTMENT		2	9	82%	11
MINUTE CLINIC		1	10	91%	11
SENIOR HOME CARE INC		11			11
NORTHERN WESTCHESTER HOSPITAL LABORATORY		9	2	18%	11
UNIVERSITY CENTRA CARE		10	1	9%	11
GRAND VILLA OF PINELLAS PARK		10	1	9%	11
ILLINOIS DEPT OF PUBLIC HEALTH LAB - SPRINGFIELD			11	100%	11
FIRST CHOICE PEDIATRICS WINTER SPRINGS		10	1	9%	11
ELITE HOME HEALTH SERVICES		11			11
PALM BEACH PATHOLOGY		9	2	18%	11
WANTAGH URGENT CARE		8	3	27%	11
MINUTECLINIC DIAGNOSTIC OF TEXAS		10	1	9%	11
CULINARY INSTITUTE OF AMERICA STUDENT	3	8			11
BAPTIST HEALTH			11	100%	11
THE TERRACE OF SAINT CLOUD		9	2	18%	11
SEBRING PEDIATRICS LLC			11	100%	11
TROPICANA		5	6	55%	11
45TH 1		11			11
WELLMED AT SOUTH PARSONS		9	2	18%	11
St. Annes Nursing Center, St. Annes Residence, Inc.		11			11
ALCOVE ASSISTED LIVING FACILITY		11			11
CARINGTON MANOR		11			11
FLORIDA MEDICAL CLINIC - MULTI SPECIALTY CAMPUS		2	9	82%	11
MORTON PLANT NORTH BAY HOSPITAL			11	100%	11
Rosewood Healthcare and Rehabilitation Center		5	6	55%	11
Hackensack Umc Mountainside		10	1	9%	11
JOHN W NORRIS III MD PA	1		10	91%	11
IGENEX INC		11			11
St Joseph's Hospital & Medical Center		10	1	9%	11
SAMARITAN MEDICAL CENTER		11			11
MEDICAL PAVILION CLINIC		2	9	82%	11
MEDEXPRESS URGENT CARE- MARYLAND		10	1	9%	11
NORTH OKALOOSA PHYSICIAN GROUP		10	1	9%	11
MEDICAL CENTER AFFILIATES WEST PALM			11	100%	11
MEYER PEDIATRICS CHTD		11			11
MIDNIGHT MEDICINE			11	100%	11
REDMED CLINIC OF ARLINGTON		10	1	9%	11
CARLOS PORTU MD, PLLC			11	100%	11

COVID-19: testing by laboratory

Data through Feb 19, 2021 verified as of Feb 20, 2021 at 09:25 AM

Data in this report are provisional and subject to change.

The numbers in the table below represent the number of Florida and non-Florida residents for whom test results were received by the Department of Health. A person can be tested by more than one laboratory and can have both positive and negative results. **Therefore, the sum of the numbers in each column will be larger than the total number of people tested.**

Reporting lab	Inconclusive	Negative	Positive	Percent positive	Total
PRIMECARE AT PORT ORANGE			11	100%	11
UMHC/SYLVESTER AT KENDALL		1	10	91%	11
MHHS All Lab Subsection		11			11
FAMILY MEDICINE AT HUNTERS CREEK		11			11
WINTER PARK CARE AND REHABILITATION			11	100%	11
MINUTECLINIC DIAGNOSTIC OF LOUISIANA,		10	1	9%	11
PRIMARY CARE SPECIALISTS OF ORLANDO LLC		9	2	18%	11
DMH STEINHATCHEE FAMILY MEDICINE		8	3	27%	11
AIM LABORATORIES			11	100%	11
SURGERY CENTER OF CORAL GABLES LLC,THE		9	2	18%	11
WATSON HEALTHCARE		8	3	27%	11
ORLANDO ORTHOPAEDIC OUTPATIENT SURGERY CENTER LLC		8	3	27%	11
FLORIDA HOSPITAL PHYSICIAN GROUP		3	8	73%	11
CARE FAST MURABELLA		7	4	36%	11
GAMMA DIAGNOSTIC LAB LLC			11	100%	11
PRIMECARE ACQUISITION FAMILY PRACTICE INC		11			11
SAVANNAH MANOR ASSISTED LIVING COMMUNITY			10	100%	10
CORONA PATHOLOGY		10			10
NORTON HEALTHCARE			10	100%	10
RICHMOND UNIVERSITY MEDICAL CENTER		8	2	20%	10
Solaris Healthcare Pensacola			10	100%	10
VITALANT		1	9	90%	10
VETERNANS ADMINISTRATION			10	100%	10
TMH PHYSICIAN PARTNERS - MONTICELLO		8	2	20%	10
MINUTECLINIC, LLC #4230		9	1	10%	10
ASSOCIATES MD CYPRESS CREEK			10	100%	10
MAIMONIDES MEDICAL CENTER		7	3	30%	10
CVS NC187POCT CHARLOTTE		10			10
URGENT CARE & FAMILY PRACTICE CENTER			10	100%	10
MULBERRY CARE CENTER		7	3	30%	10
RED MOUNTAIN DIAGNOSTICS		10			10
PANCARE HEALTH - VERNON ELEMENTARY			10	100%	10
MEDEXPRESS URGENT CARE - LAFAYETTE		9	1	10%	10
LUXOR SCIENTIFIC LLC		1	9	90%	10
CONSULATE HEALTH CARE OF PENSACOLA			10	100%	10
HUNTINGTON URGENT CARE		9	1	10%	10
CROSSROADS URGENT CARE, PLLC		10			10
MINUTECLINIC DIAGNOSTIC OF PA, LLC (1036)		8	2	20%	10
MISSOURI DEPARTMENT OF HEALTH AND SENIOR SERVICES			10	100%	10
ASHRAF MEDICAL GROUP PLLC DBA PULSE M		9	1	10%	10
PERSONAL PEDIATRICS PA		7	3	30%	10
RPC@HODGES		2	8	80%	10
EMERALD COAST HOSPICE - CRESTVIEW		10			10
ONEIDA HEALTHCARE CENTER		8	2	20%	10
BRIDGE DIAGNOSTICS			10	100%	10
HCR MANORCARE		10			10
ADULT MEDICINE OF LAKE COUNTY INC			10	100%	10

COVID-19: testing by laboratory

Data through Feb 19, 2021 verified as of Feb 20, 2021 at 09:25 AM

Data in this report are provisional and subject to change.

The numbers in the table below represent the number of Florida and non-Florida residents for whom test results were received by the Department of Health. A person can be tested by more than one laboratory and can have both positive and negative results. **Therefore, the sum of the numbers in each column will be larger than the total number of people tested.**

Reporting lab	Inconclusive	Negative	Positive	Percent positive	Total
BLOCK NATION CHASE		4	6	60%	10
MIAMI BEACH MEDICAL GROUP LLC			10	100%	10
MEDEXPRESS URGENT CARE-KATY		7	3	30%	10
LIFE'S SPECIAL MOMENTS INC		10			10
MEDEXPRESS URGENT CARE - MONROE		10			10
MINUTECLINIC DIAGNOSTIC OF NEW MEXICO		10			10
CARROLL GARDENS URGENT CARE		10			10
MEDICAL LABORATORY DIAGNOSTICS			10	100%	10
HIGH TOWER ALF LLC		9	1	10%	10
MEDEXPRESS URGENT CARE - CHRISTIANBURG		7	3	30%	10
CREATIVE TESTING SOLUTIONS		3	7	70%	10
ISLAND COAST PEDIATRICS IN-HOUSE LAB		10			10
BOCA RATON REGIONAL HOSPITAL LAB			10	100%	10
STATEN ISLAND UNIVERSITY HOSPITAL SEGUINE AVE		9	1	10%	10
KIDSWOOD PEDIATRICS CORP		3	7	70%	10
MOSOLF PEDIATRICS			10	100%	10
ESTATES MEDICAL CENTER INC			10	100%	10
MEDEXPRESS URGENT CARE CHARLESTON		6	4	40%	10
MINUTECLINIC DIAGNOSTIC OF TN PC #320		9	1	10%	10
BIG BEND HOSPICE INC		10			10
MEDEXPRESS URGENT CARE - SALEM		6	4	40%	10
URGENT CARE CENTER AT PINNACLE		4	6	60%	10
URGENT CARE OF NEW YORK		10			10
MAINSTREET FAMILY CARE			10	100%	10
PBC PREMIER FAMILY HEALTH			10	100%	10
LAKE BALDWIN CBOC		9	1	10%	10
NEW JERSEY DEPARTMENT OF HEALTH COMMUNICABLE DISEASE SERVICE		3	7	70%	10
ALABAMA DEPARTMENT OF PUBLIC HEALTH		1	9	90%	10
CBC LAB		3	7	70%	10
PRORENATA LABS		2	8	80%	10
OCCUPATIONAL HEALTH CENTERS OF THE SOUTHWEST PA		9	1	10%	10
PPD - IXLAYER		9	1	10%	10
MOLECULAR PATHOLOGY LABORATORY			10	100%	10
COMMUNITY HEALTH CENTER		2	8	80%	10
LAKE NONA MEDICAL SERVICES		3	7	70%	10
CARENOW URGENT CARE - EAST NASHVILLE		8	2	20%	10
TENNESSEE DEPARTMENT OF HEALTH (TDH) - CENTRAL LABORATORY		2	8	80%	10
Maury Regional Hospital		6	4	40%	10
VENICE GREEN VILLAGE		3	7	70%	10
GRAND VILLA OF BOYNTON BEACH		10			10
Westchester General Hospital			10	100%	10
BROWARD HEALTH CARE			10	100%	10
MEDLAB ASSOCIATES LLC		10			10
SUPERIOR RESIDENCES OF CLERMONT		2	8	80%	10
Lehigh Acres Health and Rehabilitation			10	100%	10
ACCESS PHARMACY		10			10
APPALACHIAN REGIONAL HEALTHCARE SYSTEM		10			10

COVID-19: testing by laboratory

Data through Feb 19, 2021 verified as of Feb 20, 2021 at 09:25 AM

Data in this report are provisional and subject to change.

The numbers in the table below represent the number of Florida and non-Florida residents for whom test results were received by the Department of Health. A person can be tested by more than one laboratory and can have both positive and negative results. **Therefore, the sum of the numbers in each column will be larger than the total number of people tested.**

Reporting lab	Inconclusive	Negative	Positive	Percent positive	Total
RUSSELL MEDICAL CENTER		9	1	10%	10
MONTEFIORE MEDICAL CENTER LABORATORIES - WEILER		7	3	30%	10
THE VILLAGES HEALTH		5	5	50%	10
Hialeah Nursing And Rehabilitation Center		6	4	40%	10
BROOKDALE PANAMA CITY		9	1	10%	10
MINUTECLINIC DIAGNOSTIC OF NORTH		9	1	10%	10
AMERICAN HOUSE FORT MYERS		10			10
CVS MINUTE CLINIC DIAGNOSTIC OF WISCONSIN		10			10
RIVERWOOD CENTER,THE			10	100%	10
MEDEXPRESS URGENT CARE PARKERSBURG		8	2	20%	10
BELLE GLADES HEALTH CLINIC			10	100%	10
FLORIDA DEPARTMENT OF HEALTH WASHINGTON COUNTY		5	5	50%	10
AMBRY GENETICS CORPORATION		10			10
BEAUMONT LABORATORY			10	100%	10
MINUTECLINIC DIAGNOSTIC OF TN PC #6415		9	1	10%	10
LPG PRIMARY CARE AT SURFSIDE		10			10
EXPRESS CARE OF TAMPA BAY LLC		2	8	80%	10
FLEMING ISLAND CENTER FOR CLINICAL RESEARCH		10			10
DES PLAINES CLINICAL LAB		3	7	70%	10
VASCONCELLO COHEN MD PA		9	1	10%	10
CITY OF CLEARWATER EMPLOYEE HEALTH CENTER		3	7	70%	10
OPTIMAL CARE PEDIATRICS			10	100%	10
PLYMOUTH HARBOR INCORPORATED		9	1	10%	10
MIAMI BEACH MEDICAL GROUP			10	100%	10
NOT INDICATED		1	9	90%	10
MED TECH SERVICES OF PALM BEACH INC		10			10
KIDSVILLE PEDIATRICS			10	100%	10
WINDSOR WOODS REHAB & HEALTHCARE CTR		9	1	10%	10
MEDEX REGIONAL LABORATORIES LLC		1	9	90%	10
MC DIAGNOSTIC OF CONNECTICUT PC #459		10			10
WELLMED AT PORT ST LUCIE WEST		6	4	40%	10
HAWTHORNE INN OF LAKELAND		9			9
PATEL MEDICAL VENTURES		8	1	11%	9
CLEVELAND TENNESSEE HOSPITAL COMPANY		8	1	11%	9
OPTUM SILVER LAKES			9	100%	9
Casa Mora Rehabilitation & Extended Care		9			9
REMISE OCCUPATIONAL HEALTH SOLUTIONS INC			9	100%	9
MEDEXPRESS URGENT CARE - BENTON HARBOR		9			9
MINUTECLINIC DIAGNOSTIC OF RHODE ISLAND		7	2	22%	9
Consulate Health Care of Brandon		7	2	22%	9
WINDSOR OF SAN PABLO, THE		6	3	33%	9
HEALTH NETWORK LABORATORIES		6	3	33%	9
ST JUDE LABORATORIES		7	2	22%	9
LAKE NONA MEDICAL SERVICE LLC		9			9
PALM BAY URGENT CARE PL		1	8	89%	9
FLORIDA MENTOR		7	2	22%	9
CVS NC3516POCT WINSTON SALEM		7	2	22%	9

COVID-19: testing by laboratory

Data through Feb 19, 2021 verified as of Feb 20, 2021 at 09:25 AM

Data in this report are provisional and subject to change.

The numbers in the table below represent the number of Florida and non-Florida residents for whom test results were received by the Department of Health. A person can be tested by more than one laboratory and can have both positive and negative results. **Therefore, the sum of the numbers in each column will be larger than the total number of people tested.**

Reporting lab	Inconclusive	Negative	Positive	Percent positive	Total
MEDEXPRESS URGENT CARE - PANTOPS		8	1	11%	9
Signature Healthcare of Ormond		9			9
Manor Care of Dunedin		6	3	33%	9
MOBILE RESPONSE DIAGNOSTICS LLC		8	1	11%	9
VITRO MOLECULAR LABORATORIES	1		8	89%	9
CHILDREN'S HEALTH CENTER INC.		7	2	22%	9
CITY OF NAPLES FIRE RESCUE		7	2	22%	9
LPG PULMONOLOGY-COCONUT POINT		8	1	11%	9
BAYFRONT MEDICAL			9	100%	9
PINELLAS PARK FIRE DEPARTMENT		9			9
UNIVERSITY MEDICAL CENTER		8	1	11%	9
CVS MINUTE CLINIC DIAGNOSTIC OF TEXAS, LLC		9			9
GLADES COUNTY DETENTION CENTER			9	100%	9
NORTHSHORE UNIVERSITY HEALTHSYSTEM EVANSTON HOSPITAL LAB			9	100%	9
BAYFRONT HEALTH ST PETERSBURG		8	1	11%	9
CHEMISYS LABORATORIES		1	8	89%	9
FOX FAMILY PRACTICE		9			9
RIVERSIDE MEDICAL GROUP		8	1	11%	9
PRIME MEDICAL CARE, LLC		9			9
WADSWORTH CENTER - DAVID AXELROD INSTITUTE		8	1	11%	9
NORTHWEST FLORIDA COMMUNITY HOSPITAL LABORATORY		8	1	11%	9
BUENA VIDA ESTATES			9	100%	9
ANY LAB TEST NOW INC			9	100%	9
FRUITVILLE URGENT CARE			9	100%	9
CVA MINUTE CLINIC DIAGNOSTIC OF VIRGINIA, LLC		9			9
BAYONET POINT HOSPITAL			9	100%	9
HEALTH MED HOME CARE, LLC		9			9
FLORIDA MEDICAL CL ODOM TPA		4	5	56%	9
MAGNOLIA MANOR			9	100%	9
BERGEN NEW BRIDGE M		8	1	11%	9
ACCESS HOME HEALTH OF FLORIDA LLC		9			9
MICHIGAN DEPARTMENT OF COMMUNITY HEALTH		1	8	89%	9
HNL LAB MEDICINE		7	2	22%	9
CVS MINUTE CLINIC DIAGNOSTIC MED GRP OF CA		9			9
OUR HOME AT BEACON HILL			9	100%	9
GRAND VILLA OF DEL RAY WEST		8	1	11%	9
GCPM MANUAL MICROBIOLOGY		1	8	89%	9
CVS PHARMACY NO 274		9			9
ADVENTIST HEALTH SYSTEM		9			9
GRAND VILLA OF LARGO		7	2	22%	9
CARENOW URGENT CARE-MT JULIET		8	1	11%	9
ORANGE PARK PEDIATRIC ASSOCIATES		1	8	89%	9
CVS M08590POCT KANSAS CITY		5	4	44%	9
CHILDREN'S HEALTHCARE OF ATLANTA/EGLESTON		9			9
EMERGENCY MEDICAL CENTER		3	6	67%	9
PRECISION GENETICS			9	100%	9
SAMARITAN HOSPITAL LABORATORY		8	1	11%	9

COVID-19: testing by laboratory

Data through Feb 19, 2021 verified as of Feb 20, 2021 at 09:25 AM

Data in this report are provisional and subject to change.

The numbers in the table below represent the number of Florida and non-Florida residents for whom test results were received by the Department of Health. A person can be tested by more than one laboratory and can have both positive and negative results. **Therefore, the sum of the numbers in each column will be larger than the total number of people tested.**

Reporting lab	Inconclusive	Negative	Positive	Percent positive	Total
ALACHUA			9	100%	9
PEDIATRIC HEALTH CARE ALLIANCE			9	100%	9
AVALON FAMILY RESORT ASSISTED LIVING LLC		9			9
CVS HEALTH, #3396		9			9
NEMOURS CHILDREN'S PRIMARY CARE VERO BEACH			9	100%	9
OMNI			9	100%	9
ADVENT HEALTH - FOUR CORNERS ER		8	1	11%	9
VILLAGE PLACE HEALTH AND REHAB		9			9
WESTCHESTER GENERAL HOSPITAL BLOOD GAS LAB			9	100%	9
COLLIER HMA PHYSICIAN MANAGEMENT, LLC		1	8	89%	9
LOREY ALF		9			9
CLAYMED OF NORTH FLORIDA			9	100%	9
MINUTE CLINIC LLC #1448		8	1	11%	9
ORLANDO ORTHOPAEDIC OUTPATIENT SURGERY CENTER		5	4	44%	9
NIGHT OWL PEDIATRICS URGENT CARE			9	100%	9
UNAVAILABLE/UNKNOWN/NO INFORMATION FOUND			9	100%	9
MINUTE CLINIC LLC #5733		9			9
BRENNITY AT VERO BEACH, THE			9	100%	9
MEDEXPRESS URGENT CARE MONACA		9			9
MINUTECLINIC DIAGNOSTIC OF MINNESOTA		9			9
WINDSOR OF GAINESVILLE		9			9
RHODE ISLAND DEPARTMENT OF HEALTH			9	100%	9
ORLANDO HEALTH PHYSICIAN ASSOCIATES		4	5	56%	9
CVS MINUTE CLINIC DIAGNOSTIC		8	1	11%	9
MONROE COUNTY HOSPITAL		6	3	33%	9
MEDEXPRESS URGENT CARE - WINCHESTER GATEWAY		7	2	22%	9
MIDMICHIGAN MEDICAL CENTER			9	100%	9
ROSEMONT GARDENS INC		9			9
LAKEVIEW HEALTH SYSTEMS			9	100%	9
NATURE COAST REGIONAL MEDICAL CENTER			9	100%	9
ROSECASTLE			9	100%	9
FAMILY PRACTICE OF DAVIE INC			9	100%	9
HEALTHMARK REGIONAL HOSPITAL LAB		4	4	50%	8
WESTPAC LABS INC	1		7	88%	8
WELLIGENT		1	7	88%	8
MAGNOLIA PEDIATRICS GROUP LLC			8	100%	8
KEY WEST URGENT CARE, INC		3	5	63%	8
MEDEXPRESS URGENT CARE-LATROBE		8			8
MONTEFIORE NYACK HOSPITAL AFFILIATED LABORATORY		8			8
HEALTHPARK MEDICAL CTR NURSING SVC		8			8
PUTNAM COUNTY EMERGENCY RESCUE SERVICE		5	3	38%	8
HUNTINGTON VILLAGE URGENT CARE		8			8
GENE STREET LABORATORIES, LLC		6	2	25%	8
VITAS HEALTHCARE CORPORATION OF FL			8	100%	8
FLORIDA HOSPITAL WINTER PARK		7	1	13%	8
ILLINOIS DEPARTMENT OF PUBLIC HEALTH			8	100%	8
ST VINCENT'S ST CLAIR		5	3	38%	8

COVID-19: testing by laboratory

Data through Feb 19, 2021 verified as of Feb 20, 2021 at 09:25 AM

Data in this report are provisional and subject to change.

The numbers in the table below represent the number of Florida and non-Florida residents for whom test results were received by the Department of Health. A person can be tested by more than one laboratory and can have both positive and negative results. **Therefore, the sum of the numbers in each column will be larger than the total number of people tested.**

Reporting lab	Inconclusive	Negative	Positive	Percent positive	Total
ALACHUA COUNTY HEALTH DEPARTMENT		1	7	88%	8
CIGNA ONSITE HEALTH LLC		2	6	75%	8
NASCAR EVENT MANAGEMENT, LLC		8			8
HOLY NAME MEDICAL CENTER	1	6	1	13%	8
ADVANCED RESEARCH FOR HEALTH IMPROVEMENT		6	2	25%	8
MEDLABS DIAGNOSTICS		7	1	13%	8
PHASE2 LABS	2	4	2	25%	8
TRUE HEALTH		5	3	38%	8
FAST PACE MEDICAL CLINIC PLLC		6	2	25%	8
INSPIRED LIVING AT PALM BAY		7	1	13%	8
JACKSON CLINIC PA,THE		4	4	50%	8
PENSACOLA CLUSTER			8	100%	8
MEDEXPRESS ELKINS		8			8
ROBERT WOOD JOHNSON HOSPITAL		7	1	13%	8
DORAL URGENT CARE			8	100%	8
BENSONHURST URGENT CARE		8			8
MINUTECLINIC, LLC, MINUTECLINIC #7637		6	2	25%	8
DOTHAN PEDIATRIC CLINIC			8	100%	8
GOLISANO CHILDREN'S HOSPITAL OF SOUTHWEST FLORIDA		6	2	25%	8
PACIFICA SUNRISE☐			8	100%	8
THE MARY IMOGENE BASSETT HOSPITAL		8			8
SOMA MEDICAL CENTER, PA #4 FLORIDA MANGO			8	100%	8
COLLIER BLVD HMA PHYSICIAN MANAGEMENT,, LLC			8	100%	8
GULF COAST MEDICAL GROUP		2	6	75%	8
MC DIAGNOSTIC OF CONNECTICUT, PC # 257		7	1	13%	8
FAMILY MEDICINE OF WESTON LLC			8	100%	8
X-GENE MOLECULAR LABS		1	7	88%	8
LEE MEMORIAL HEALTH SYSTEM		5	3	38%	8
MEDEXPRESS URGENT CARE - WASHINGTON		6	2	25%	8
CLEARWATER PEDIATRIC CARE		1	7	88%	8
MEDICANA NURSING AND REHAB CENTER			8	100%	8
NEW HAMPSHIRE DEPARTMENT OF HEALTH AND HUMAN SERVICES		3	5	63%	8
ARTHREX MEDICAL CENTER EAST		4	4	50%	8
NITIN BAWA PROFESSIONAL ASSOCIATES			8	100%	8
HARBORCHASE OF DR PHILLIPS		7	1	13%	8
ATLANTIC CONSOLIDATED LABORATORY		8			8
IU HEALTH PATHOLOGY		1	7	88%	8
PHYSICIANS REGIONAL MEDICAL CTR - COLLIER BLVD			8	100%	8
CAREATC INC BRANDON	1	7			8
DOCTOR'S IN-HOUSE LAB/COMMUNITY HEALTH CENTERS OF PINELLAS - CLEARWATE			8	100%	8
THE WOLFF CENTER FOR CHILD & ADOLESCENT HEALTH			8	100%	8
CARENOW URGENT CARE-GREEN HILLS		8			8
DOCTOR'S IN HOUSE LAB			8	100%	8
CVS MINUTE CLINIC DIAGNOSTIC OF VIRGINIA		8			8
LAKE CONWAY URGENT CARE LLC		2	6	75%	8
KEY TRAINING CENTER			8	100%	8
LEMOYNE COLLEGE WELLNESS CENTER FOR		8			8

COVID-19: testing by laboratory

Data through Feb 19, 2021 verified as of Feb 20, 2021 at 09:25 AM

Data in this report are provisional and subject to change.

The numbers in the table below represent the number of Florida and non-Florida residents for whom test results were received by the Department of Health. A person can be tested by more than one laboratory and can have both positive and negative results. **Therefore, the sum of the numbers in each column will be larger than the total number of people tested.**

Reporting lab	Inconclusive	Negative	Positive	Percent positive	Total
West Gate Village, LLC		8			8
CARE ATC - CITY OF BOYNTON BEACH	1	2	5	63%	8
GENEUS DIAGNOSTICS			8	100%	8
Avalon Healthcare and Rehabilitation Center			8	100%	8
LAB UNKNOW		6	2	25%	8
SYLVESTER AT PLANTATION LABORATORY		7	1	13%	8
RIVERVIEW REGIONAL MEDICAL CENTER		6	2	25%	8
VETERANS AFFAIRS MEDICAL CENTER - OUTPATIENT			8	100%	8
KIMBERLY J HENDERSON MD PC		7	1	13%	8
MINUTE CLINIC DIAGNOSTIC OF SC, LLC #42		7	1	13%	8
BARTON PARKER OD PC		8			8
THE VILLAGES REGIONAL HOSPITAL FREESTANDING		5	3	38%	8
URGENT MEDICAL CENTER INC		2	6	75%	8
PALM BEACH COUNTY HEALTH DEPARTMENT LABORATORY			8	100%	8
WHITE SANDS OUTPATIENT SERVICES (WSOP SERVICES LLC		8			8
PASSPORT HEALTH OF TAMPA BAY		8			8
BIOTECH PHARMACEUTICAL GROUP LLC			8	100%	8
BAPTIST PEDIATRICS		6	2	25%	8
FOUNTAINVIEW BY FIVE STAR QUALITY CARE		7	1	13%	8
ORMOND BEACH CENTRA CARE			8	100%	8
THOMAS JEFFERSON UNIVERSITY HOSPITAL		4	4	50%	8
MINUTECLINIC DIAGNOSTIC OF NEW JERSEY, LLC # 7069		8			8
CVS NY491POCT JACKSON HEIGHTS		8			8
SEA LEVEL LABS			8	100%	8
ST CLOUD PHYSICIAN MANAGMENT LLC		7	1	13%	8
ALLEGRO - TAMPA	1	4	3	38%	8
CIAN DIAGNOSTICS			8	100%	8
FLORIDA CLINICAL LAB		1	7	88%	8
Fouraker Hills Rehab and Nursing			8	100%	8
MEDEXPRESS URGENT CARE, BUTLER		5	3	38%	8
NORTHSIDE HOSPITAL		2	6	75%	8
LIFE CARE CITRUS COUNTY			8	100%	8
DEPARTMENT OF HEALTH- CITRUS COUNTY		1	7	88%	8
WATERFORD AT CREEKSIDE, THE			8	100%	8
MINUTECLINIC, LLC, DBA MINUTECLINIC #6106		6	2	25%	8
LANE PEDIATRICS PA			8	100%	8
DR PHILLIPS MEDICAL WELLNESS CENTER		8			8
CVS NC2357POCT HUNTERSVILLE		7	1	13%	8
LAKE CO SCHOOLS EMPLOYEE HEALTH & WELLNESS CENTER	1	6	1	13%	8
FAMILY HEALTH CENTER AT PORT ST JOHN		4	4	50%	8
JX REF LAB			8	100%	8
DOH-TAMPA BRANCH LABORATORY (MLK BLVD)		4	4	50%	8
MINUTECLINIC, LLC, #4160		5	3	38%	8
MID-HUDSON VALLEY DIVISION OF WESTCHESTER MEDICAL		8			8
DOH JACKSONVILLE CENTRAL LABORATORY		3	5	63%	8
VIGILINT HEALTHCARE		5	3	38%	8
BEAUMONT EMERGENCY CENTER			8	100%	8

COVID-19: testing by laboratory

Data through Feb 19, 2021 verified as of Feb 20, 2021 at 09:25 AM

Data in this report are provisional and subject to change.

The numbers in the table below represent the number of Florida and non-Florida residents for whom test results were received by the Department of Health. A person can be tested by more than one laboratory and can have both positive and negative results. **Therefore, the sum of the numbers in each column will be larger than the total number of people tested.**

Reporting lab	Inconclusive	Negative	Positive	Percent positive	Total
OKLAHOMA STATE DEPARTMENT OF HEALTH-PUBLIC HEALTH LABORATORY			8	100%	8
Sunset Lake Health and Rehabilitation Center		8			8
ORLANDO MEDICAL CENTER PL		1	7	88%	8
MEDEXPRESS URGENT CARE - SWANSEA, N ILLINOIS ST		7	1	13%	8
DAVID LAWRENCE CENTER INC		7	1	13%	8
METHODIST HOSPITAL			8	100%	8
Nashville Central Laboratory		8			8
MINUTECLINIC INCORPORATE, LLC		6	2	25%	8
MONTEFIORE MEDICAL CENTER LABORATORIES - NORTH		8			8
ENCOMPASS HOME HEALTH OF THE SOUTHEAST LLC		8			8
FLORIDA HEART AND VASCULAR MULTISPECIALTY GROUP		8			8
MEDEXPRESS URGENT CARE - BEECH GROVE		7	1	13%	8
FHCP-ORANGE CITY			8	100%	8
ARCHBOLD MEMORIAL HOSPITAL/LAB		3	5	63%	8
CONSULATE HEALTH CARE		7	1	13%	8
PUTNAM FAMILY CARE INC		3	5	63%	8
BLOOMING GARDENS OF CARE INC		8			8
JOHNS HOPKINS MEDICAL LABORATORIES		1	7	88%	8
EXECUTIVE MEDICAL SERVICES		8			8
URGENT TEAM MANAGEMENT OF TENNESSEE		7	1	13%	8
ST CHARLES HOSPITAL LABORATORY		8			8
MINUTECLINIC DIAGNOSTIC OF TN PC #386		7	1	13%	8
MINUTECLINIC DIAGNOSTIC OF TN PC #5671		5	3	38%	8
INTERNAL MEDICINE AND AESTHETICS OF NAPLES LLC		8			8
BAPTIST OUTPATIENT			8	100%	8
ST JOSEPH WOMENS HOSPITAL			8	100%	8
SURGOINSVILLE PHARMACY		8			8
PALM BEACH CDH - DELRAY BEACH			8	100%	8
WALK-IN MEDICAL CARE			8	100%	8
INTERNAL MEDICINE ASSOCIATES OF JACKSON HOSPITAL			8	100%	8
AFC URGENT CARE - CEDAR GROVE		8			8
MINUTECLINIC DIAGNOSTIC OF TN PC #6363		8			8
ST VINCENTS AMBULATORY CARE INC DBA		5	3	38%	8
ST. JOSEPH HOSPITAL AND HEALTH CARE INC.			8	100%	8
SOUTHEASTERN PEDIATRIC ASSOCIATES			8	100%	8
ALLINA HEALTH - ABBOTT NORTHWESTERN HOSPITAL		5	3	38%	8
FHPG_EXP CARE W HILLSBOROUGH			7	100%	7
HEARTLAND PEDIATRICS OF LAKE PLACID			7	100%	7
EMBRY-RIDDLE AERONAUTICAL UNIVERSITY HEALTH			7	100%	7
RICH STREET GROUP HOME			7	100%	7
SONORA QUEST LABORATORIES			7	100%	7
PANCARE HEALTH - HOSFORD SCHOOL			7	100%	7
CARENOW URGENT CARE-SOUTHLAKE			7	100%	7
COLUMBIA MEMORIAL HOSPITAL		7			7
MEDEXPRESS URGENT CARE - HOT SPRINGS		7			7
MINUTE CLINIC DIAGNOSTIC OF SOUTH CAROLINA		6	1	14%	7
INTEGRATED FAMILY MEDICAL CENTER			7	100%	7

COVID-19: testing by laboratory

Data through Feb 19, 2021 verified as of Feb 20, 2021 at 09:25 AM

Data in this report are provisional and subject to change.

The numbers in the table below represent the number of Florida and non-Florida residents for whom test results were received by the Department of Health. A person can be tested by more than one laboratory and can have both positive and negative results. **Therefore, the sum of the numbers in each column will be larger than the total number of people tested.**

Reporting lab	Inconclusive	Negative	Positive	Percent positive	Total
NOVANT HEALTH INPATIENT CARE		2	5	71%	7
PEDIATRICS URGENT CARE, LLC			7	100%	7
MINUTECLINIC, LLC #1586		5	2	29%	7
RIVER OAKS TREATMENT CENTER			7	100%	7
SOMA MEDICAL CENTER MD PA #7 PEDIATRICS			7	100%	7
NYU WINTHROP HOSPITAL PATHOLOGY		7			7
ORLANDO FAMILY MEDICAL INC		7			7
LEPE'S HOUSE			7	100%	7
ORLANDO FAMILY PHYSICIANS			7	100%	7
BROOKDALE LAKE ORIENTA			7	100%	7
HEALTH CARE LABORATORY SERVICES		1	6	86%	7
MC DIAGNOSTIC OF CONNECTICUT, PC #1966		7			7
LEE PHYSICIAN GROUP		6	1	14%	7
OCALA FAMILY MEDICAL CENTER		7			7
NIGHT LITE PEDIATRICS CENTER		1	6	86%	7
VERMONT DEPARTMENT OF HEALTH		1	6	86%	7
SOUTH COM HEALTH CLINIC, DEPT. OF THE ARMY		7			7
DIAGNOSTIC CLINIC		6	1	14%	7
ADVENT HEALTH APOPKA		3	4	57%	7
FLORIDA HOSPITAL APOPKA		6	1	14%	7
IRL MARKET LAB			7	100%	7
SUPERIOR RESIDENCES AT CALA HILLS		7			7
OSWEGO HOSPITAL LABORATORY		6	1	14%	7
MEDEXPRESS URGENT CARE, JOHNSTOWN		6	1	14%	7
CARESOUTH HHA HOLDINGS OF TALLAHASSEE LLC		7			7
DOTHAN WEST FAMILY MEDICINE		5	2	29%	7
SOUTH FLORIDA ENT ASSOCIATES, INC			7	100%	7
KENDALL REGIONAL MEDICAL CNTR			7	100%	7
ORLANDO ORTHOPAEDIC CENTER		5	2	29%	7
PALM POINT BEHAVIORAL HEALTH		7			7
Thermopolis Rehabilitation Wellness		7			7
VAIL VALLEY MEDICAL CENTER			7	100%	7
LAWTON CHILES HEALTH CENTER		1	6	86%	7
ST. CLOUD PHARMACY AND WELLNESS CENTER		3	4	57%	7
ABBAY MANOR RETIREMENT RESIDENCE INC		7			7
WYOMING COUNTY COMMUNITY HOSPITAL LABORATORY		7			7
ST CLOUD COMPOUNDING PHARMACY & WELLNESS CENTER		7			7
PEDIATRICS OF CENTRAL FLORIDA		5	2	29%	7
FLORIDA HOSPITAL KISSIMMEE		4	3	43%	7
CARENOW URGENT CARE-DONELSON		5	2	29%	7
ECLRS		2	5	71%	7
GENTRY PARK ORLANDO ASSISTED LIVING		6	1	14%	7
GRACE WELLNESS CENTER LLC		6	1	14%	7
CVS OH2543POCT CANFIELD		5	2	29%	7
MINUTE CLINIC LLC #4017		7			7
MERCY HEALTH—MUSKEGON		6	1	14%	7
HOLY GARDEN ALF, INC.		7			7

COVID-19: testing by laboratory

Data through Feb 19, 2021 verified as of Feb 20, 2021 at 09:25 AM

Data in this report are provisional and subject to change.

The numbers in the table below represent the number of Florida and non-Florida residents for whom test results were received by the Department of Health. A person can be tested by more than one laboratory and can have both positive and negative results. **Therefore, the sum of the numbers in each column will be larger than the total number of people tested.**

Reporting lab	Inconclusive	Negative	Positive	Percent positive	Total
MINUTECLINIC, LLC #244		6	1	14%	7
CVS CA9165POCT SAN DIEGO		7			7
MINUTECLINIC DIAGNOSTIC OF NORTH CAROLINA, PC		6	1	14%	7
BROWNE MEDICAL		5	2	29%	7
KANSAS DEPARTMENT OF HEALTH		2	5	71%	7
MINUTECLINIC DIAGNOSTIC OF NEW JERSEY,		6	1	14%	7
1 TOUCH TOTALCARE SOLUTIONS		6	1	14%	7
DOCTOR'S IN-HOUSE LAB/COMMUNITY HEALTH CENTERS OF PINELLAS -PINELLAS P			7	100%	7
CVS TN5601POCT LENOIR CITY		7			7
LEE COUNTY HEALTH DEPARTMENT		4	3	43%	7
Florida Clinical Laboratory		1	6	86%	7
RAYMOND BASRI MD		7			7
COMMUNITY MEDICAL AND DENTAL CARE INC		7			7
MINUTE-CLINIC DIAGNOSTIC OF VIRGINIA		6	1	14%	7
ELLIS HOSPITAL LABORATORY		6	1	14%	7
Parkside Villa		7			7
MEDEXPRESS URGENT CARE - MAPLE DRIVE		7			7
CARENOW URGENT CARE-MADISON		7			7
UF HEALTH			7	100%	7
LONGWOOD PEDIATRICS LLC			7	100%	7
BRADENTON PHYSICIANS MEDICAL CENTER			7	100%	7
FHMG_FM AND IM AVALON PARK		2	5	71%	7
OPTUM PRIMARY CARE - FOUNTAIN OAKS		3	4	57%	7
SCHOOL OF PHARMACY AND PHARMACEUTICAL		7			7
FLORIDA SCHOOL FOR THE DEAF AND THE BLIND			7	100%	7
QUE		4	3	43%	7
MEDEXPRESS URGENT CARE-DUBOIS		7			7
BLOOMINGDALE PEDIATRIC ASSOCIATES PA			7	100%	7
FLORIDA CENTER FOR DERMATOLOGY LABORATORY			7	100%	7
TALLAHASSEE VA OPC		6	1	14%	7
MINUTECLINIC DIAGNOSTIC OF ILLINOIS LL		7			7
VICTORIAN MANOR		2	5	71%	7
NEW YORK PRESBYTERIAN - LOWER MANHATTAN		7			7
LYNMOORE,THE		7			7
NORTHDALE REHABILITATION CENTER			7	100%	7
PASSPORT HEALTH			7	100%	7
MINUTECLINIC DIAGNOSTIC OF SC, LLC #2		6	1	14%	7
KEYSTONE PLACE AT NAPLES PRESERVE		4	3	43%	7
SIMEDHEALTH LLC		2	5	71%	7
BERRYHILL MANOR		7			7
CVS HEALTH MINUTE CLINIC		1	6	86%	7
FAMILY MEDICINE MEDICAL DRIVE		7			7
WILDLIGHT LAB			7	100%	7
BAYCARE MEDICAL GROUP		1	6	86%	7
PENINSULA CARE AND REHABILITATION CENTER			7	100%	7
UNIVERSITY OF WASHINGTON MEDICAL CENTER			7	100%	7
DALLAS COUNTY HEALTH AND HUMAN SERVICES			7	100%	7

COVID-19: testing by laboratory

Data through Feb 19, 2021 verified as of Feb 20, 2021 at 09:25 AM

Data in this report are provisional and subject to change.

The numbers in the table below represent the number of Florida and non-Florida residents for whom test results were received by the Department of Health. A person can be tested by more than one laboratory and can have both positive and negative results. **Therefore, the sum of the numbers in each column will be larger than the total number of people tested.**

Reporting lab	Inconclusive	Negative	Positive	Percent positive	Total
DOCTORS CLINICAL LABORATORY, INC		5	2	29%	7
MINUTE CLINIC LLC #5706		6	1	14%	7
Ocoee Health Care Center		7			7
NEMOURS CHILDREN'S URGENT			7	100%	7
DYNAMIC HEALTH CENTERS INC		3	4	57%	7
CVS NC4165POCT BREVARD		5	2	29%	7
JOHNS HOPKINS ALL CHILDRENS			7	100%	7
MANATEE PEDIATRICS			7	100%	7
NORTHERN DUTCHESS HOSPITAL LABORATORY		5	2	29%	7
PERSONAL PHYSICIAN CARE PA			7	100%	7
NORTH FLORIDA MEDICAL CENTERS INC		1	6	86%	7
TRUE HEALTH DIAGNOSTICS		1	6	86%	7
MINUTECLINIC DIAGNOSTIC OF TN PC #242		5	2	29%	7
MINUTECLINIC DIAGNOSTIC OF OKLAHOMA		5	2	29%	7
FLORIDA DIGESTIVE AND LIVER SPECIALIST		7			7
ENCOMPASS HEALTH REHABILITATION OF SEA PINES		7			7
PBC FOUND CARE INC			7	100%	7
CORAL LANDING ASSISTED LIVING		5	2	29%	7
ATMORE NURSING CENTER		6	1	14%	7
MEDEXPRESS URGENT CARE - FAYETTEVILLE		5	2	29%	7
CVS PHARMACY #8800		5	2	29%	7
JUPITER ISLAND PUBLIC SAFETY		5	2	29%	7
ACCENTCARE		7			7
UHEALTH UNIVERSITY OF MIAMI			7	100%	7
NEMOURS CHILDREN'S HOSPITAL			7	100%	7
MIAMI COMPREHENSIVE MEDICINE GROUP PA		4	3	43%	7
AVON PARK PEDIATRICS			7	100%	7
PENN MEDICINE PRINCETON MEDICAL CENTER		6	1	14%	7
ST VINCENT'S CHILTON		5	2	29%	7
EL PARAISO HOME INC		7			7
BOCA BIOLISTICS LLC			7	100%	7
CVS MINUTE CLINIC DIAGNOSTIC OF TEXAS,LLC		5	2	29%	7
FLORIDA CANCER SPECIALISTS & RESEARCH INSTITUTE		6	1	14%	7
LIZS ADULT CARE		7			7
Northwell Lab		2	4	67%	6
CAN COMMUNITY HEALTH, INC		6			6
DOCTORS EXPRESS OF ST PETERSBURG			6	100%	6
MINUTECLINIC #2860		4	2	33%	6
AMERICAN EAGLE LEESBURG AL LLC DBA VISTA LAKE			6	100%	6
ATLANTIC COMMUNITY HIGH SCHOOL		5	1	17%	6
SANDGATE GARDENS REHAB & NURSING CENTER		3	3	50%	6
MARSHALL MEDICAL CENTER SOUTH LAB		5	1	17%	6
ARBORS OF GULF BREEZE, THE		6			6
MEDEXPRESS URGENT CARE - RICHMOND, NINE MILE RD		5	1	17%	6
BETH ISRAEL DEACONESS MEDICAL CENTER			6	100%	6
SUFFRIDGE DRIVE GROUP HOME		6			6
PLEASANTVILLE OF SEBASTIAN LLC			6	100%	6

COVID-19: testing by laboratory

Data through Feb 19, 2021 verified as of Feb 20, 2021 at 09:25 AM

Data in this report are provisional and subject to change.

The numbers in the table below represent the number of Florida and non-Florida residents for whom test results were received by the Department of Health. A person can be tested by more than one laboratory and can have both positive and negative results. **Therefore, the sum of the numbers in each column will be larger than the total number of people tested.**

Reporting lab	Inconclusive	Negative	Positive	Percent positive	Total
CURATIVE		1	5	83%	6
UT MEMPHIS UNIVERSITY HEALTH SERVICES			6	100%	6
Baptist Village Retirement Communities		6			6
AVANTE AT ORMOND BEACH INC			6	100%	6
PRESBYTERIAN HOME		6			6
CVS PA6902POCT BRYN MAWR		4	2	33%	6
JERSEY SHORE MEDICAL CENTER		6			6
ENIGMA DIAGNOSTIC, INC.			6	100%	6
MINUTE-CLINIC DIAGNOSTIC OF VIRGINIA, LLC #2003		5	1	17%	6
CURATIVE CARE CENTER INC		1	5	83%	6
MEDEXPRESS URGENT CARE - CULPEPER		6			6
MINUTECLINIC DIAGNOSTIC OF GEORGIA, LL		5	1	17%	6
PALMETTO HEALTH ALLIANCE		3	3	50%	6
FAMILY TREE PRIMARY CARE		5	1	17%	6
MEDEXPRESS URGENT CARE - BATTLE CREEK		4	2	33%	6
URGENT TEAM - HUNTSVILLE		5	1	17%	6
MEDICAL CENTER AT OCEAN REEF		1	5	83%	6
ST. LUCIE COUNTY HEALTH DEPARTMENT		4	2	33%	6
ASCENSION ST VINCENT'S CLAY COUNTY			6	100%	6
NORTH PINELLAS CHILDRENS MEDICAL CENTER INC			6	100%	6
MEDEXPRESS URGENT CARE - TARENTUM		5	1	17%	6
MIAMI RESCUE MISSION CLINIC INC			6	100%	6
MINUTECLINIC, LLC #03965		6			6
BETHESDA COMMUNITY HEALTH CENTER			6	100%	6
CVS MINUTE CLINIC DIAGNOSTIC OF NEW JERSEY		6			6
LOUISIANA DEPT OF HEALTH			6	100%	6
MINUTECLINIC, LLC #03268		5	1	17%	6
MINUTE CLINIC DIAGNOSTIC OF TN PC #64		6			6
CONCENTRA			6	100%	6
ST LUKES ROOSEVELT LABORATORY		6			6
CHILDREN'S HOSPITAL OF PHILADELPHIA		5	1	17%	6
CITIZENS BAPTIST MEDICAL CENTERS LAB		5	1	17%	6
OAK HARBOR ASSISTED LIVING FACILITY		4	2	33%	6
THE WINDSOR OF OCALA		2	4	67%	6
PARTNERS PHARMACY OF FLORIDA LLC		6			6
MC DIAGNOSTIC OF CONNECTICUT, PC #1043		6			6
THE PALMS REHABILITATION AND HEALTHCARE CENTER		5	1	17%	6
MINUTECLINIC LLC (1435)		6			6
CITYMD		1	5	83%	6
HUNTERS CREEK PEDIATRICS		6			6
CVS MINUTE CLINIC, LLC #22		5	1	17%	6
RIVER CITY PRIMARY AND URGENT CARE			6	100%	6
LISTENING DOCTOR PLLC, THE		1	5	83%	6
AARK LABORATORY		6			6
NORTHSIDE HOSPITAL ATLANTA		3	3	50%	6
CLAY PRIMARY & FAMILY CARE LLC			6	100%	6
WELLMED AT BRANDON REGIONAL		5	1	17%	6

COVID-19: testing by laboratory

Data through Feb 19, 2021 verified as of Feb 20, 2021 at 09:25 AM

Data in this report are provisional and subject to change.

The numbers in the table below represent the number of Florida and non-Florida residents for whom test results were received by the Department of Health. A person can be tested by more than one laboratory and can have both positive and negative results. **Therefore, the sum of the numbers in each column will be larger than the total number of people tested.**

Reporting lab	Inconclusive	Negative	Positive	Percent positive	Total
GRAND VILLA OF PALM COAST		6			6
CAPRONA GROUP HOME			6	100%	6
LUMADOC HEALTH		4	2	33%	6
FLORIDA DEPARTMENT OF HEALTH IN SARASOTA COUNTY		5	1	17%	6
BAYSHORE POINTE NURSING AND REHAB CENTER			6	100%	6
MERCY COLLEGE HEALTH OFFICE		6			6
GLEN FALLS HOSPITAL DEPARTMENT OF PATHOLOGY		6			6
ETHOS LABORATORIES		6			6
MEDEXPRESS URGENT CARE - MIDLOTHIAN		6			6
SV DIAGNOSTIC LAB			6	100%	6
VITAS HEALTH INC			6	100%	6
ENTRUST IMMEDIATE CARE			6	100%	6
TAMIAMI LAB MILLENIUM			6	100%	6
DR. PHILLIPS MEDICAL WELLNESS CENTER		3	3	50%	6
CVS MINUTE CLINIC DIAGNOSTIC OF TN #6044		6			6
MIAMI BEACH COMMUNITY HEALTH CENTER INC			6	100%	6
FAMILY CARE MEDICAL CENTER			6	100%	6
TIMBER CREEK PEDIATRICS		6			6
STPET		4	2	33%	6
MEDEXPRESS URGENT CARE - IRVING		6			6
MEDEXPRESS URGENT CARE-PETERS TWP		5	1	17%	6
AMERICAN HEALTH ASSOC. LABORATORY SOUTH		4	2	33%	6
THE CLINIC PREMISE HEALTH			6	100%	6
PROHEALTH MED		1	5	83%	6
CVS MINUTE CLINIC DIAGNOSTIC PA #3060		5	1	17%	6
HOLLY HILL HOME INFUSION SERVICE		5	1	17%	6
WIREGRASS MEDICAL CENTER			6	100%	6
MINUTECLINIC DIAGNOSTIC OF NORTH CAROLINA PC #5341		4	2	33%	6
BOCA VIPEDIATRICS			6	100%	6
WE SCREEN LLC		6			6
EXPRESS TEST			6	100%	6
XPRESS URGENT CARE LLC		6			6
CAREWELL 301 - WARWICK			6	100%	6
UNILAB OF DADE INC			6	100%	6
YAZJI PEDIATRIC CARE LLC DBA TUKA PEDIATRICS			6	100%	6
EDWARD S BENNETT MD PLLC		6			6
JOHN T MATHER MEMORIAL HOSPITAL LABORATORY		5	1	17%	6
BROWARD COUNTY HEALTH DEPT.			6	100%	6
GRACE REHABILITATION CENTER OF VERO BEACH		4	2	33%	6
LAKEVIEW TERRACE HOME HEALTH SERVICES LLC			6	100%	6
MINUTE CLINIC LLC #2775		6			6
MC DIAGNOSTIC OF CONNECTICUT , PC # 3		4	2	33%	6
MEDEXPRESS URGENT CARE - ELM GROVE		5	1	17%	6
TERENCE B MITCHELL MD, INC		2	4	67%	6
UCARE			6	100%	6
GULF COAST PEDIATRICS OF SARASOTA PA		1	5	83%	6
CVS NC5591POCT STATESVILLE		5	1	17%	6

COVID-19: testing by laboratory

Data through Feb 19, 2021 verified as of Feb 20, 2021 at 09:25 AM

Data in this report are provisional and subject to change.

The numbers in the table below represent the number of Florida and non-Florida residents for whom test results were received by the Department of Health. A person can be tested by more than one laboratory and can have both positive and negative results. **Therefore, the sum of the numbers in each column will be larger than the total number of people tested.**

Reporting lab	Inconclusive	Negative	Positive	Percent positive	Total
MD NOW MEDICAL CENTER			6	100%	6
MINUTECLINIC DIAG OF IND, LLC #2387		5	1	17%	6
VIBRANT AMERICA		4	2	33%	6
CVS NJ617POCT CEDAR GROVE		5	1	17%	6
PUBLIC HEALTH LAB		6			6
FLORIDA PREMIER MEDICAL CARE PA			6	100%	6
CVS NATIONAL HARBOR MD2297714CV		6			6
LIFELINK TISSUE BANK D/B/A LIFELINK TISSUE BANK		6			6
CVS MINUTE CLINIC DIAGNOSTIC MED GRP OF SAN		4	2	33%	6
SAINT PETER'S UNIVERSITY HOSPITAL		6			6
MEDEXPRESS URGENT CARE - MT LEBANON		4	2	33%	6
CAPE CORAL URGENT CARE		3	3	50%	6
MINUTE CLINIC DIAGNOSTIC OF MICHIGAN PC		6			6
LONG ISLAND JEWISH FOREST HILLS HOSPITAL		6			6
ARLINGTON OF NAPLES		6			6
WATAUGA MEDICAL CENTER		4	2	33%	6
FLORIDA MEDICAL SPECIALISTS		2	4	67%	6
SOUTH FLORIDA BAPTIST HOSPITAL			6	100%	6
FRESENIUS KIDNEY CARE DUNEDIN			6	100%	6
CAPITAL HEALTH PLAN LABORATORIES			6	100%	6
BAYFRONT FAMILY HEALTH CENTER			6	100%	6
MINUTE CLINIC DIAGNOSTIC OF PENNSYLVANIA		6			6
MEDEXPRESS URGENT CARE - STATE COLLEGE		5	1	17%	6
FLORIDA WOMAN CARE LABORATORY			6	100%	6
DANIEL M LIBBY MD PLLC		6			6
CAMELLIA AT DEERWOOD		2	4	67%	6
PANCARE HEALTH - KATE SMITH ELEMENTARY		1	5	83%	6
Centrastate Medical Center		5	1	17%	6
MINUTECLINIC DIAGNOSTIC OF VIRGINIA		6			6
PR HEALTH		1	5	83%	6
SOMA MEDICAL CENTER PA #4			6	100%	6
CRESTWOOD MEDICAL CENTER		4	2	33%	6
ANYLABTEST NOW			6	100%	6
NORTH FLORIDA PEDIATRICS JASPER			6	100%	6
BAYCARE ALLIANT HOSPITAL			6	100%	6
TAMPA URGENT CARE			6	100%	6
BROOKDALE CLERMONT			6	100%	6
MINUTECLINIC, LLC #05038		6			6
SOUTHEASTERN DERMATOLOGY GROUP PA		5	1	17%	6
MEDEXPRESS URGENT CARE-PITTSFIELD		6			6
MINUTE CLINIC DIAGNOSTIC OF TEXAS, LLC		6			6
FIRST COAST CARDIOVASCULAR INSTITUTE PA			6	100%	6
PACIFICA SENIOR LIVING FORT MYERS			6	100%	6
SUMTER COUNTY HEALTH DEPARTMENT		1	5	83%	6
MINUTE CLINIC INCORPORATE		6			6
URGENT TEAM - MUSCLE SHOALS		6			6
MINUTECLINIC MINUTECLINIC #8505		4	2	33%	6

COVID-19: testing by laboratory

Data through Feb 19, 2021 verified as of Feb 20, 2021 at 09:25 AM

Data in this report are provisional and subject to change.

The numbers in the table below represent the number of Florida and non-Florida residents for whom test results were received by the Department of Health. A person can be tested by more than one laboratory and can have both positive and negative results. **Therefore, the sum of the numbers in each column will be larger than the total number of people tested.**

Reporting lab	Inconclusive	Negative	Positive	Percent positive	Total
UNILAB		2	4	67%	6
TERRACINA LLC		1	5	83%	6
MINUTECLINIC DIAGNOSTICS OF IND, LLC		6			6
DELIVER MY MEDS CORP		6			6
NORTHEAST ALABAMA REGIONAL MEDICAL CENTER		3	3	50%	6
MEDEXPRESS URGENT CARE - HUNTINGTON WE		6			6
BROWARD TRANSITIONAL CENTER			6	100%	6
QUICK CARE MED WALK IN AND URGENT CARE			6	100%	6
INTERNAL MEDICINE LIPID AND WELNNESS PRACTICE			6	100%	6
PALM HARBOR DERMATOLOGY		4	2	33%	6
VIERA PEDIATRICS		1	5	83%	6
CDRX INFUSION			6	100%	6
PATHGROUP LABS, LLC		4	2	33%	6
DEPARTMENT OF HEALTH AND HUMAN SERVICES STATE OF NEW HAMPSHIRE			6	100%	6
TEXAS MEDCLINIC			6	100%	6
MEDEXPRESS URGENT CARE - STAUNTON		2	4	67%	6
MINUTECLINIC, LLC #1492		5			5
COOPER HOSPITAL/UNIVERSITY MEDICAL		5			5
RELIANT IMMUNE DIAGNOSTICS			5	100%	5
HAVEN HOSPICE IN CHIEFLAND			5	100%	5
FORSYTH HOUSE			5	100%	5
GRAND VILLA OF SARASOTA		4	1	20%	5
FLORIDA HEALTHCARE OF ORLANDO			5	100%	5
THE UNIVERSITY OF VERMONT MEDICAL CENTER		4	1	20%	5
MAXHEALTH		4	1	20%	5
MINUTECLINIC, LLC #4682		3	2	40%	5
MINUTE-CLINIC DIAGNOSTIC OF VIRGINIA, LLC #794		5			5
MINNESOTA DEPARTMENT OF HEALTH PUBLIC HEALTH LABORATORY DIVISION	1		4	80%	5
RIO PINAR HEALTH CARE			5	100%	5
ELITE MD GROUP INC		1	4	80%	5
SCIENCE CARE			5	100%	5
DOCS URGENT CARE		1	4	80%	5
INNOVATIVE COVID-DIVERSEY			5	100%	5
QUEST DIAGNOSTICS PSC		1	4	80%	5
MINUTECLINIC, LLC, DBA MINUTECLINIC #2		5			5
PEDIATRICS OF ALTAMONTE		5			5
ADVANCED URGENT CARE OF MARATHON		1	4	80%	5
HELIX KH UC			5	100%	5
ALL CHILDREN'S HOSPITAL DEPT OF GENERAL PEDIATRICS			5	100%	5
CARL R DARNALL ARMY MEDICAL CENTER			5	100%	5
PATIENT FIRST - LEESBURG			5	100%	5
AHC Decatur County		5			5
MEDEXPRESS URGENT CARE - CLARKSBURG		5			5
GREENVILLE MEMORIAL HOSPITAL LAB			5	100%	5
PIEDMONT HOSPITAL LAB			5	100%	5
GOOD SAMARITAN MEDICAL CENTER			5	100%	5
Signature Healthcare of Savannah		5			5

COVID-19: testing by laboratory

Data through Feb 19, 2021 verified as of Feb 20, 2021 at 09:25 AM

Data in this report are provisional and subject to change.

The numbers in the table below represent the number of Florida and non-Florida residents for whom test results were received by the Department of Health. A person can be tested by more than one laboratory and can have both positive and negative results. **Therefore, the sum of the numbers in each column will be larger than the total number of people tested.**

Reporting lab	Inconclusive	Negative	Positive	Percent positive	Total
FLAGLER HEALTH SERVICES INC			5	100%	5
MIAMI CANCER INSTITUTE			5	100%	5
CVS TX7827POCT ROUND ROCK		5			5
FLORIDA PRIMARY & SPECIALTY CARE		5			5
CAREHERE LCS- EUSTIS			5	100%	5
WHITE WILSON MEDICAL CENTER - FWB		1	4	80%	5
LEWIS COUNTY MANOR		5			5
RIVERVIEW ALF OPERATOR LLC			5	100%	5
WESTMINSTER SHORES			5	100%	5
WOODHULL MEDICAL AND MENTAL HEALTH CTR		5			5
PM PEDIATRICS OF BAYSIDE PLLC		5			5
MINUTECLINIC MINUTECLINIC #4977		3	2	40%	5
UW MEDICINE VIROLOGY LAB			5	100%	5
DIAGNOSTECHS		4	1	20%	5
ALBION COLLEGE (ABBOTT)		5			5
NU WAVE MEDICAL CENTER			5	100%	5
BAPTIST HEALTH - TOWN CENTER			5	100%	5
JUPITER ISLAND MEDICAL CLINIC INC		5			5
XRL SXF REF LAB		5			5
OHIO DEPARTMENT OF HEALTH			5	100%	5
JOE DIMAGGIO CHILDREN'S HOSPITAL		1	4	80%	5
MEDEXPRESS URGENT CARE - WILLIAMSPORT		4	1	20%	5
LPG PEDIATRICS AT CAPE CORAL		5			5
URGENT CARE OF ERWIN		5			5
REDMED OF CROSSTOWN		2	3	60%	5
LAFAYETTE NURSING AND REHAB			5	100%	5
CLEVELAND CLINIC MARTIN HEALTH NURSING & RESTORATIVE		5			5
MEDEXPRESS URGENT CARE - GLENDALE		5			5
UPMC HEALTH SYSTEM		4	1	20%	5
EASTCHESTER PEDIATRIC MEDICAL GROUP		5			5
TULLAHOMA HMA, LLC		4	1	20%	5
COLUMBIA MEMORIAL HOSPITAL LABORATORY		5			5
ST CHARLES BEND LABORATORY		4	1	20%	5
MINUTE CLINIC DIAGNOSTIC OF NORTH CAROLINA		5			5
TANNER MEDICAL CENTER EAST AL		5			5
REHABILITATION CENTER AT JUPITER GARDENS		5			5
MINUTECLINIC DIAGNOSTIC OF SC, LLC #7		3	2	40%	5
AUGUSTA HEALTH			5	100%	5
Kennedy University Hospital		5			5
AEL KNOXVILLE			5	100%	5
UNIVERSITY OF CHICAGO MEDICAL CENTER LAB			5	100%	5
CVS NC7588POCT ASHEVILLE		5			5
GULF COAST VETERANS HCS PANAMA CITY OPC		5			5
PREMIER FAMILY HEALTH PA			5	100%	5
MCR HEALTH LAWTON CHILES ADMINISTRATION STE A		1	4	80%	5
MINUTECLINIC, LLC #7139		5			5
LABCORP UNSPECIFIED		5			5

COVID-19: testing by laboratory

Data through Feb 19, 2021 verified as of Feb 20, 2021 at 09:25 AM

Data in this report are provisional and subject to change.

The numbers in the table below represent the number of Florida and non-Florida residents for whom test results were received by the Department of Health. A person can be tested by more than one laboratory and can have both positive and negative results. **Therefore, the sum of the numbers in each column will be larger than the total number of people tested.**

Reporting lab	Inconclusive	Negative	Positive	Percent positive	Total
OCHSNER MEDICAL CENTER			5	100%	5
FRESENIUS KIDNEY CARE SOUTH ORLANDO			5	100%	5
GUTHRIE MEDICAL GROUP LABORATORIES		5			5
EP LTC PHARMACY		4	1	20%	5
CARENOW URGENT CARE - CENTRAL AUSTIN		1	4	80%	5
MIZELL MEMORIAL HOSPITAL			5	100%	5
BROWNE MEDICAL LLC		3	2	40%	5
Walker BaptistMedCtr		4	1	20%	5
ELITE CARE			5	100%	5
MINUTE CLINIC, LLC #1434		5			5
MEDEXPRESS - COLLINSVILLE BELT LINE		3	2	40%	5
ST MARYS MEDICAL CENTER			5	100%	5
WAKEMED		1	4	80%	5
NOVANT HEALTH UVA		2	3	60%	5
EGL GENETICS DIAGNOSTICS			5	100%	5
PRECISION LABS LLC		2	3	60%	5
PEACHTREE IMMEDIATE CARE			5	100%	5
CVS SC7556POCT WEST COLUMBIA		5			5
PINECREST PEDIATRICS GROUP LLC			5	100%	5
APEX HOME HEALTH CARE		4	1	20%	5
KETTERING HEALTH			5	100%	5
CHAMPLAIN VALLEY PHYSICIANS HOSPITAL		3	2	40%	5
MINUTECLINIC DIAGNOSTIC OF ILLINOIS		4	1	20%	5
CVS NC7047POCT DURHAM		5			5
UCF STUDENT HEALTH SERVICES LABORATORY		2	3	60%	5
CVS NV408817POCT LAS VEGAS		1	4	80%	5
MINUTECLINIC DIAGNOSTIC OF OHIO #7790		3	2	40%	5
QUINTON MEMORIAL HEALTH CARE CENTER		5			5
FLORIDA PRIMARY CARE AND SPORTS MEDICINE INC		2	3	60%	5
URGENT MED INC		3	2	40%	5
BOROPARK URGENT CARE		4	1	20%	5
FLORIDA DEPARTMENT OF HEALTH - INVERNESS		3	2	40%	5
LAKE NONA PEDIATRICS IN ASSOCIATION WITH NEMOURS		5			5
JACKSON SOUTH COMMUNITY HOSPITAL LAB			5	100%	5
HEALTH AND WELLNESS CENTER			5	100%	5
WEST PACIFIC MEDICAL LABORATORY			5	100%	5
SUTTER TRACY COMMUNITY HOSPITAL			5	100%	5
SARASOTA MEDICAL CENTER			5	100%	5
ST BARNABAS HOSPITAL		5			5
UT SOUTHWESTERN MEDICAL CENTER			5	100%	5
DOC PAM PA		4	1	20%	5
PHYSICIANS URGENT CARE BERRY FARMS		4	1	20%	5
NORTH DADE NURSING AND REHABILITATION CENTER			5	100%	5
PHYSICIANS IMMEDIATE CARE ELGIN			5	100%	5
Army Residence Community		5			5
DIXIE COUNTY EMERGENCY SERVICES			5	100%	5
HILLSBOROUGH COUNTY HEALTH DEPARTMENT			5	100%	5

COVID-19: testing by laboratory

Data through Feb 19, 2021 verified as of Feb 20, 2021 at 09:25 AM

Data in this report are provisional and subject to change.

The numbers in the table below represent the number of Florida and non-Florida residents for whom test results were received by the Department of Health. A person can be tested by more than one laboratory and can have both positive and negative results. **Therefore, the sum of the numbers in each column will be larger than the total number of people tested.**

Reporting lab	Inconclusive	Negative	Positive	Percent positive	Total
NORTHPORT MEDICAL CENTER LAB		5			5
RUSH UNIVERSITY MEDICAL CENTER LABORATORY			5	100%	5
GENTLE HANDS MOBILE PHLEBOTOMY			5	100%	5
PUTNAM HOSPITAL CENTER LABORATORY		5			5
Life Care Center of Estero			5	100%	5
MINUTECLINIC DIAGNOSTIC OF NEVADA #87		3	2	40%	5
COPELAND MEDICAL CLINIC		3	2	40%	5
PEDIATRIC URGENT HEALTH CARE			5	100%	5
DISCOVERY VILLAGE AT STUART		2	3	60%	5
FLEET LANDING			5	100%	5
WILSON PEDIATRICS			5	100%	5
MINUTECLINIC DIAGNOSTIC OF TN PC #643		3	2	40%	5
UNIVERSITY HOSPITALS OF CLEVELAND		1	4	80%	5
PANCARE HEALTH - ALTHA PUBLIC			5	100%	5
MINUTECLINIC DIAGNOSTIC OF KENTUCKY		5			5
ABSOLUTE HEALTH		5			5
URGENT TEAM - NASHVILLE		5			5
PM PEDIATRICS OF SELDEN		3	2	40%	5
MEDEXPRESS URGENT CARE-MUNCIE		5			5
HAWTHORNE HEALTH AND REHABILITATION			5	100%	5
STATCARE URGENT AND WALK-IN MEDICAL CA		5			5
BAYSHORE LABORATORY		4	1	20%	5
PEDIATRICS OF CENTRAL FLORIDA - POINCIANA		3	2	40%	5
MINUTECLINIC DIAGNOSTIC OF TN PC #442		4	1	20%	5
OPTUMCARE FLORIDA, LLC		3	2	40%	5
CYPRESS CREEK MEDICAL CENTER			5	100%	5
CVS MINUTE CLINIC DIAG OF IND LLC #5206		4	1	20%	5
PRINCIPLE HOSPICE SERVICE, LLC			5	100%	5
EAST BANK HOSPITAL - UNIVERSITY OF MINNESOTA MEDICAL CENTER			5	100%	5
FINLAY		1	4	80%	5
WHEELER LABORATORY		4	1	20%	5
LAKE MARY HEALTH AND REHABILITATION CENTER		1	4	80%	5
MEDEXPRESS URGENT CARE - BECKLEY CROSS		4	1	20%	5
MOUNT SINAI BROOKLYN LABORATORY		4	1	20%	5
MINUTECLINIC, LLC #1470		5			5
UNIVERSITY OF MIAMI / SCCC RESEARCH LABORATORY			5	100%	5
MINUTECLINIC DIAGNOSTIC OF PENNSYLVANIA, LLD #1545		5			5
MAXCARE CLINIC			5	100%	5
MEDICAL CENTER OF BLOUNTSTOWN			5	100%	5
Lenox on the Lake			5	100%	5
BEACH HOUSE		5			5
WATERTOWN URGENT CARE PLLC		5			5
FHPG FAMILY MEDICAL CENTER OF TAMPA BAY		1	4	80%	5
FLORIDA CLINICAL LABORATORY - BIOREFERENCE LABORATORIES		2	3	60%	5
MINUTECLINIC DIAG OF IND LLC #6998		4	1	20%	5
MEASE CONTINUING CARE		3	2	40%	5
AURORA UNIVERSITY WELLNESS CENTER		5			5

COVID-19: testing by laboratory

Data through Feb 19, 2021 verified as of Feb 20, 2021 at 09:25 AM

Data in this report are provisional and subject to change.

The numbers in the table below represent the number of Florida and non-Florida residents for whom test results were received by the Department of Health. A person can be tested by more than one laboratory and can have both positive and negative results. **Therefore, the sum of the numbers in each column will be larger than the total number of people tested.**

Reporting lab	Inconclusive	Negative	Positive	Percent positive	Total
ST. PETERSBURG PEDIATRICS			5	100%	5
ADVENTHEALTH CAR CENTER APOPKA			5	100%	5
NELSON BIOLOGICAL			5	100%	5
DICKSON MEDICAL ASSOCIATES PC PATH LAB		4	1	20%	5
COVID RAPID LABS			5	100%	5
INTERNAL MEDICINE & PRIMARY CARE ASSOCIATES, PLC			5	100%	5
FOUNDCARE, INC			5	100%	5
COMPUNET CLINICAL LAB			5	100%	5
MEDEXPRESS URGENT CARE MURRYSVILLE		3	2	40%	5
SOUTHERN OCEAN MEDICAL CENTER		5			5
SHEEPSHEAD BAY URGENT CARE		5			5
Enterprise Health and Rehabilitation Center		5			5
CENTREX CLINICAL LABS INC		5			5
BROOKDALE NEW PORT RICHEY			5	100%	5
DEPARTMENT OF HEALTH AND HUMAN SERVICES LANSING			5	100%	5
MEDEXPRESS URGENT CARE MORGANTOWN		5			5
AHF PUBLIC HEALTH LABORATORY			5	100%	5
ADVENTHEALTH MEDICAL GROUP PEDIATRIC & ADOLESCENT		4	1	20%	5
PALM GARDEN OF SUN CITY			5	100%	5
LAKE COUNTY DETENTION CENTER		3	2	40%	5
OCCMED SOLUTIONS		2	3	60%	5
RURAL HEALTH CARE INC			5	100%	5
MD NOW MEDICAL CENTER INC			5	100%	5
MEDEXPRESS URGENT CARE PORT HURON		4	1	20%	5
URGENT CARE COASTAL GA			5	100%	5
SIGNATURE URGENT CARE			5	100%	5
MEDEXPRESS URGENT CARE - BLUEFIELD		4	1	20%	5
MANATEE COUNTY JAIL		4	1	20%	5
ADVENT HEALTH MEDICAL GROUP FAMILY AND INTERNAL MEDICINE AT AVALON PAR		4	1	20%	5
ALPHADERA LABS, LLC			5	100%	5
CVS IN6654POCT INDIANAPOLIS		4	1	20%	5
AMERICAN MEDICAL RESPONSE - DENVER		2	3	60%	5
ADVICE FOR OPTIMAL WELLNESS		2	3	60%	5
YUSRA MEDICAL ASSOCIATES PA		3	2	40%	5
URGENT CARE OF LONGWOOD			5	100%	5
MINUTE CLINIC LLC #10203		5			5
OMNICARE PHARMACY OF TEXAS 1, LP DBA OMNICARE		5			5
PRECISION DIAGNOSTICS INC - NJ		5			5
CVS NC6402POCT DAVIDSON		3	2	40%	5
CVS OH3476POCT TIPP CITY		5			5
RANDOLPH DIABETES AND WELLNESS		4	1	20%	5
SOUTH FLORIDA FAMILY HEALTH & RESEARCH CTR			5	100%	5
STATCARE URGENT & WALK IN MEDICAL CARE		3	2	40%	5
FLORIDA HOSPITAL LAKE MARY		5			5
APOLLO GARDENS RETIREMENT RESIDENCE CARE		5			5
FRANCES WARDE MEDICAL LABORATORY		2	3	60%	5
INFECTION CONTROL/ EMPHEALTH		3	2	40%	5

COVID-19: testing by laboratory

Data through Feb 19, 2021 verified as of Feb 20, 2021 at 09:25 AM

Data in this report are provisional and subject to change.

The numbers in the table below represent the number of Florida and non-Florida residents for whom test results were received by the Department of Health. A person can be tested by more than one laboratory and can have both positive and negative results. **Therefore, the sum of the numbers in each column will be larger than the total number of people tested.**

Reporting lab	Inconclusive	Negative	Positive	Percent positive	Total
MEDEXPRESS URGENT CARE-NESHANNOCK TWP		4	1	20%	5
PHYSICIANS FOR CHILDREN			5	100%	5
COMMONS AT ORLANDO LUTHERAN TOWERS SNF			5	100%	5
ST JOHNS BIOMEDICAL LAB		5			5
LIVING WATERS MEDICAL CENTER			5	100%	5
HENDRY REGIONAL CONVENIENT CARE CENTER			5	100%	5
MINUTECLINIC DIAGNOSTIC MED GRP OF CA		4	1	20%	5
INDIAN RIVER PRIMARY CARE PA		5			5
NORTH SHORE HEMATOLOGY-ONCOLOGY ASSOCIATES, PC		5			5
MCKENZIE-WILLAMETTE MEDICAL CENTER LAB		5			5
KEYSTONE REHABILITATION AND HEALTH CENTER		1	4	80%	5
CONCENTRA URGENT CARE		1	4	80%	5
JOHN T MACKAY MD			5	100%	5
NOVADX		2	3	60%	5
MIAMI MEDICAL CONSULTANT PA			5	100%	5
TESTD			5	100%	5
LABS PLUS LLC		5			5
DIXITKUMAR N MODI MD PA			5	100%	5
UNIVERSITY OF MIAMI MILLER SCHOOL OF MEDICINE			5	100%	5
UF HEALTH PATHOLOGY LABORATORIES			5	100%	5
MEDEXPRESS URGENT CARE - SUMMERSVILLE, WEBSTER RD		4			4
BAPTIST HEALTH URGENT CARE AT PLANTATION		3	1	25%	4
L3HARRIS FAMILY MEDICAL CENTER			4	100%	4
CVS PA233POCT NEWTOWN SQUARE		4			4
MEDLAB INC		4			4
TALLAHASSEE MEMORIAL HEALTHCARE			4	100%	4
Heartland of Boynton Beach			4	100%	4
INVERNESS FAMILY CARE HIGH RISK PLLC			4	100%	4
State Lab Unspecifd			4	100%	4
NOT GIVEN		1	3	75%	4
OVIDO CHILDRENS HEALTH CENTER LLC		1	3	75%	4
MEDICINE SHOPPE #1306 THE		3	1	25%	4
THE DOCTORS CENTER HEALTHCARE-SOUTHSIDE		1	3	75%	4
CELERION			4	100%	4
MINUTECLINIC DIAG OF IND, LLC #10190		4			4
MINUTECLINIC DIAG OF IND, LLC #6472		4			4
SANFORD SOUTH UNIVERSITY		4			4
CVS PA1671POCT LANCASTER		4			4
MEDEXPRESS URGENT CARE - KOKOMO		4			4
CAPTAIN JAMES A. LOVELL FEDERAL HEALTHCARE CENTER			4	100%	4
Westminster Manor		3	1	25%	4
CELAL GUROL ERBAY, MD			4	100%	4
MINUTECLINIC DIAGNOSTIC OF WISCONSIN, LLC		4			4
THE RETREAT AT PORT ORANGE			4	100%	4
BENEVA LAKES HEALTHCARE & REHAB CENTER			4	100%	4
MINUTECLINIC, LLC #5707		4			4
CAPITAL HEALTH LABORATORY INC			4	100%	4

COVID-19: testing by laboratory

Data through Feb 19, 2021 verified as of Feb 20, 2021 at 09:25 AM

Data in this report are provisional and subject to change.

The numbers in the table below represent the number of Florida and non-Florida residents for whom test results were received by the Department of Health. A person can be tested by more than one laboratory and can have both positive and negative results. **Therefore, the sum of the numbers in each column will be larger than the total number of people tested.**

Reporting lab	Inconclusive	Negative	Positive	Percent positive	Total
GEORGE E WEEMS MEMORIAL HOSPITAL LAB		3	1	25%	4
GENUS DIAGNOSTICS			4	100%	4
ALVARO J DANGOND MD PA		4			4
MEDICAL CENTER ENTERPRISE			4	100%	4
MEMORIAL HEALTHCARE SYSTEM		1	3	75%	4
HUNT CLUB MEDICAL CARE			4	100%	4
CVS MINUTE CLINIC DIAGNOSTIC OF KANSAS, PA		4			4
BOONE DRUG & HEALTHCARE AT DEERFIELD			4	100%	4
LRHS Southeastern University		3	1	25%	4
PRL NYC PANDEMIC RESPONSE LAB			4	100%	4
URGENT CARE - OCONEE		2	2	50%	4
QUALITY MEDICAL CARE			4	100%	4
CVS GA2147POCT KENNESAW		3	1	25%	4
MEDEXPRESS - NEWARK		4			4
ASCENSION ST VINCENT'S MEDICAL CENTER		3	1	25%	4
MAINE DEPARTMENT OF HEALTH AND HUMAN SERVICES			4	100%	4
ENCOMPASS HOME HEALTH		4			4
BIOTEST PLASMA CENTER		4			4
SunTerrace Health Care Center		3	1	25%	4
MEDEXPRESS URGENT CARE HUNTINGTON		4			4
DISCOVERY VILLAGE AT DEERWOOD			4	100%	4
MEDEXPRESS URGENT CARE - LOGAN		4			4
MEDEXPRESS URGENT CARE PLEASANT HILLS		3	1	25%	4
CVS TN2179POCT MURFREESBORO		4			4
EPI			4	100%	4
CAYUGA COUNTY HEALTH DEPARTMENT		3	1	25%	4
ADVENTHEALTH MEDICAL GROUP PEDIATRICS		1	3	75%	4
GASTROENTEROLOGY ASSOC OF PENSACOLA, PA		2	2	50%	4
COMPASSION PEDIATRICS			4	100%	4
INTERMARKET FACILITY			4	100%	4
BETHPAGE EXTENDED HOURS CENTER		4			4
RELIANT ACUTE CARE			4	100%	4
MINUTE CLINIC DIAG OF IND LLC #8674		4			4
Advanced Care Center			4	100%	4
FLORIDA CANCER SPECIALISTS AND RESEARCH		2	2	50%	4
MINUTE CLINIC #8979		4			4
CVS TX7821POCT LEAGUE CITY		4			4
UNC HOSPITAL/MCLENDON CLINICAL LABORATORIES			4	100%	4
PELICAN LANDING		1	3	75%	4
WINTER PARK INTERNAL MEDICINE MD PA		3	1	25%	4
AFFINITY URGENT CARE			4	100%	4
CLINICAL LABORATORIES OF THE BUFFALO		3	1	25%	4
CORIZON HEALTH INC			4	100%	4
PINELLAS POINT NURSING AND REHAB			4	100%	4
GRAND VILLA OF LAKELAND		4			4
SOUTH FLORIDA PEDIATRIC PARTNERS			4	100%	4
MINUTECLINIC, LLC #1796		3	1	25%	4

COVID-19: testing by laboratory

Data through Feb 19, 2021 verified as of Feb 20, 2021 at 09:25 AM

Data in this report are provisional and subject to change.

The numbers in the table below represent the number of Florida and non-Florida residents for whom test results were received by the Department of Health. A person can be tested by more than one laboratory and can have both positive and negative results. **Therefore, the sum of the numbers in each column will be larger than the total number of people tested.**

Reporting lab	Inconclusive	Negative	Positive	Percent positive	Total
LIFEHOPE LABS			4	100%	4
TRIDENT BIOMETRICS		3	1	25%	4
DEPARTMENT OF PATHOLOGY ROME MEMORIAL		3	1	25%	4
MIAMI COMMUNITY HEALTH CENTER INC		1	3	75%	4
EXPRESS TESTING-ONE			4	100%	4
COMPASSION PEDIATRIC URGENT CARE LLC			4	100%	4
MEDEXPRESS - NEW CASTLE, DUPONT HWY		4			4
Oakwood - North Baldwins Center for Living		4			4
LEVY COUNTY SHERRIF'S DEPT			4	100%	4
INFINITI LABS INC			4	100%	4
USCG SECTOR ST PETE		1	3	75%	4
Health Care Center of Jacksonville			4	100%	4
ST PETE DIRECT PRIMARY CARE		2	2	50%	4
CVS HEALTH, #2043		4			4
MERCY URGENT CARE			4	100%	4
MARSHFIELD LABORATORIES			4	100%	4
CVS DC1340POCT WASHINGTON		4			4
GRAND AVE PHARMACY			4	100%	4
VILLAGES VA CBOC	2	1	1	25%	4
AIREVAC INTERNATIONAL		4			4
BIRMINGHAM VAMC		1	3	75%	4
Kroger 124 - The Little Clinic University		3	1	25%	4
PILGRIM PHARMACY INC		4			4
NEULIFE NEUROLOGICAL SERVICES LLC			4	100%	4
PRIMECARE		2	2	50%	4
FISHERMEN'S HOSPITAL			4	100%	4
BARTON MEMORIAL HOSPITAL		3	1	25%	4
MEDEXPRESS URGENT CARE - MBURG COMMONS		4			4
BELLIN HEALTH LAB		1	3	75%	4
COVID TESTING LLC			4	100%	4
DIAGNOSTIC & MEDICAL SPECIALISTS OF GREENWICH		2	2	50%	4
TMH PHYSICIAN PARTNERS SOUTHWOOD		1	3	75%	4
NAVAL MEDICAL CENTER SAN DIEGO			4	100%	4
CAPE COD HOSPITAL			4	100%	4
HAMPTON ALF AT 24TH ROAD LLC			4	100%	4
MEDEXPRESS URGENT CARE - FREDERICK		4			4
AHC of Mckenzie		4			4
UNIVERISTY OF MIAMI			4	100%	4
MEDEXPRESS URGENT CARE - SOMERSET TOWNSHIP		4			4
CVS NV9841POCT RENO		2	2	50%	4
MEDEXPRESS URGENT CARE - WEIRTON		4			4
THONOTOSASSA COMMUNITY HEALTH CENTER		1	3	75%	4
ManorCare Health Services Camp Hill		4			4
MINUTECLINIC DIAGNOSTIC OF VIRGINIA, LLC #255		4			4
BOND & STEELE CLINIC PA D/B/A BOND CLINIC PA		4			4
PARADIGM LABORATORIES			4	100%	4
Park Ridge Nursing Center		3	1	25%	4

COVID-19: testing by laboratory

Data through Feb 19, 2021 verified as of Feb 20, 2021 at 09:25 AM

Data in this report are provisional and subject to change.

The numbers in the table below represent the number of Florida and non-Florida residents for whom test results were received by the Department of Health. A person can be tested by more than one laboratory and can have both positive and negative results. **Therefore, the sum of the numbers in each column will be larger than the total number of people tested.**

Reporting lab	Inconclusive	Negative	Positive	Percent positive	Total
ST. MARY'S HOSPITAL			4	100%	4
SHARP MEMORIAL HOSPITAL MICROBIOLOGY DEPT			4	100%	4
SIGNATURE CARE EMERGENCY CENTER		2	2	50%	4
ASCENDI HOME HEALTH AGENCY INC			4	100%	4
CULLMAN REGIONAL MEDICAL CENTER		3	1	25%	4
EMORY UNIVERSITY HOSPITAL		1	3	75%	4
MINUTECLINIC DIAGNOSTIC OF PENNSYLVAN		3	1	25%	4
DEVEREUX FLORIDA CHILDRENS CENTER			4	100%	4
FLORIDA HOSPITAL ALTAMONTE		2	2	50%	4
CVS GA2236POCT WOODSTOCK		4			4
Kroger 449 - The Little Clinic Mountain Park		4			4
MINUTECLINIC DIAGNOSTIC OF RHODE ISLAN		4			4
COMPREHENSIVE CLINICAL RESEARCH, LLC			4	100%	4
CARE ONE PRIMARY CARE			4	100%	4
Sunrise Health and Rehabilitation Center			4	100%	4
MINUTE-CLINIC DIAGNOSTIC OF VIRGINIA,		4			4
ACCESS RECOVERY SOLUTIONS LLC			4	100%	4
CVS TN7698POCT KNOXVILLE		4			4
ADVENT HEALTH - TUSKAWILLA		4			4
ROAN DRUG COMPANY LLC		4			4
ARKANSAS DEPARTMENT OF HEALTH			4	100%	4
MEDEXPRESS URGENT CARE - YORK		1	3	75%	4
BEECHTREE MOLECULAR LAB LLC			4	100%	4
ADVANCED PEDIATRICS OF BOCA LLC			4	100%	4
CHILDREN'S MEDICAL GROUP		4			4
CRESTAR LABS		2	2	50%	4
MEDEXPRESS URGENT CARE - SOUTH PARKERSBURG		4			4
MONTANA DEPARTMENT OF PUBLIC HEALTH & HUMAN SERVICES			4	100%	4
CALIFORNIA DEPARTMENT OF PUBLIC HEALTH			4	100%	4
ARCPOINT LABS OF FORT LAUDERDALE, FL CENTRAL		1	3	75%	4
WALGREENS #07034		4			4
GUTHRIE MEDICAL GROUP - CORNING		3	1	25%	4
TRUE HEALTH- HOFFNER		3	1	25%	4
MORGAN STANLEY HEALTH CENTER		4			4
DIAMOND SPEEDWAY DIALYSIS		1	3	75%	4
WILLIAM A HINTON STATE LABORATORY INSTITUTE		1	3	75%	4
COMMUNITY PHYSICIANS OF NORTH PORT PA			4	100%	4
CVS NY549POCT RIDGEWOOD		2	2	50%	4
JUPITER CLINIC			4	100%	4
ADVENTHEALTH NEW SMYRNA BEACH COMMUNITY HEALTH			4	100%	4
MINUTECLINIC DIAG OF IND LLC #8651		3	1	25%	4
MINUTECLINIC OF NEVADA-2955 S FT APACH		4			4
SYNEXUS CLINICAL RESEARCH US INC		2	2	50%	4
DEPARTMENT OF HEALTH/ NEW YORK			4	100%	4
FHCP - ORMOND BEACH			4	100%	4
SOUTHWESTERN REGIONAL MEDICAL CENTER - TULSA		4			4
MINUTECLINIC DIAG OF IND, LLC #6697		4			4

COVID-19: testing by laboratory

Data through Feb 19, 2021 verified as of Feb 20, 2021 at 09:25 AM

Data in this report are provisional and subject to change.

The numbers in the table below represent the number of Florida and non-Florida residents for whom test results were received by the Department of Health. A person can be tested by more than one laboratory and can have both positive and negative results. **Therefore, the sum of the numbers in each column will be larger than the total number of people tested.**

Reporting lab	Inconclusive	Negative	Positive	Percent positive	Total
GENEVA GENERAL HOSPITAL LABORATORY		3	1	25%	4
CVS OH3080POCT HUBER HEIGHTS		4			4
ManorCare Rehabilitation Center- Decatur		4			4
MINUTE CLINIC OF KANSAS PA		1	3	75%	4
HEART OF FLORIDA HEALTH CENTER INC		1	3	75%	4
HARBORCHASE OF VILLAGES CROSSING			4	100%	4
CVS MA394POCT SEEKONK		4			4
CARENOW URGENT CARE-HERMITAGE			4	100%	4
PORT ORANGE NURSING & REHAB			4	100%	4
INTRACOASTAL LABS INC		4			4
DEACONESS HOSPITAL			4	100%	4
WESLEY CHAPEL INTERNAL MEDICINE AND PEDIATRICS			4	100%	4
MINUTECLINIC DIAGNOSTIC OF OHIO #2964		4			4
CVS NJ836POCT RUNNEMEDE		4			4
VITAL CARE URGENT CARE			4	100%	4
MINUTECLINIC DIAGNOSTIC OF VIRGINIA, LLC #1656		4			4
THE LITTLE CLINIC			4	100%	4
BETH ISRAEL MEDICAL CENTER LABS		4			4
WYOMING PUBLIC HEALTH LAB			4	100%	4
CALUSA HARBOUR			4	100%	4
MAILBOX DIAGNOSTICS		2	2	50%	4
PANCARE HEALTH - PONCE DE LEON			4	100%	4
EASTERN FLORIDA STATE COLLEGE - PALM BAY CAMPUS			4	100%	4
CELEBRATION PEDIATRICS PA			4	100%	4
FAMILY TREE DNA			4	100%	4
MINUTECLINIC DIANOSTIC OF VIRGINA, LL		3	1	25%	4
MONROE COUNTY DEPT OF PUBLIC HEALTH ST		4			4
MINUTECLINIC DIAG OF IND LLC #1367		4			4
CONSULATE HEATH CARE AT WEST ALTAMONTE			4	100%	4
OMNICARE PHARMACY OF TEXAS 1		4			4
APOPKA FAMILY HEALTH CENTER		3	1	25%	4
CVS CT718POCT ANSONIA		4			4
MEDEXPRESS URGENT CARE SHADYSIDE		3	1	25%	4
IMIC INC RESEARCH			4	100%	4
REELFOOT FAMILY WALK IN CLINIC		3	1	25%	4
VIDANT MEDICAL CENTER			4	100%	4
LEE COMMUNITY HEALTHCARE INC NORTH FORT MYERS		4			4
CVS GA7064POCT STOCKBRIDGE		4			4
MASSASHUSETTS STATE LAB INSTITUTE		1	3	75%	4
Grace Rehabilitation of Vero Beach		4			4
FLORIDA MEDICAL ASSOCIATES LLC			4	100%	4
CARENOW URGENT CARE - WINTER SPRINGS		3	1	25%	4
MEDEXPRESS URGENT CARE - PRINCETON		4			4
ADVANCED URGENT CARE LLC		1	3	75%	4
MEDEXPRESS URGENT CARE - MARKHAM STREE		3	1	25%	4
IMMUNOGENOMICS LLC		1	3	75%	4
PRINCETON BMC LABORATORY		4			4

COVID-19: testing by laboratory

Data through Feb 19, 2021 verified as of Feb 20, 2021 at 09:25 AM

Data in this report are provisional and subject to change.

The numbers in the table below represent the number of Florida and non-Florida residents for whom test results were received by the Department of Health. A person can be tested by more than one laboratory and can have both positive and negative results. **Therefore, the sum of the numbers in each column will be larger than the total number of people tested.**

Reporting lab	Inconclusive	Negative	Positive	Percent positive	Total
COURTYARD GARDENS OF BOYNTON BEACH, LLC		1	3	75%	4
KENTUCKY CABINET FOR HEALTH AND FAMILY SERVICES			4	100%	4
CVS MD2956POCT NEW MARKET		3	1	25%	4
UNIVERSITY OF WASHINGTON MEDICAL CENTER (UWMC) EMERGENCY DEPT.			4	100%	4
MEDEXPRESS URGENT CARE - TEAYS VALLEY		3	1	25%	4
JOSEF SCHENKER, MD, PC		4			4
STONE CLINICAL LABORATORIES OF FL LLC		4			4
PEACEHEALTH LABORATORIES		3	1	25%	4
PHYSICIANS IMMEDIATE CARE AURORA			4	100%	4
LAKE FOREST PARK OP CO LLC		4			4
MEDEXPRESS URGENT CARE - WICHITA, S SENECA ST		2	2	50%	4
SUNRISE SENIOR LIVING OF JACKSONVILLE			4	100%	4
MINUTECLINIC DIAGNOSTIC OF OHIO #3407		4			4
TARPON SPRINGS PEDIATRICS, LLC			4	100%	4
CVS OH2342POCT WEST CHESTER		3	1	25%	4
POWERS PEDIATRICS			4	100%	4
ELITE MEDICAL CENTER			4	100%	4
Rutgers Health Rwj University Hospital - Laboratory		2	2	50%	4
CAREWELL 202			4	100%	4
PALMS WEST HOSPITAL			4	100%	4
AURORA BAYCARE UROLOGY			4	100%	4
Crowne Health Care of Montgomery		4			4
BAPTIST HEALTH MEDICAL CENTER			4	100%	4
SIGNATURE CARE MONTROSE		2	2	50%	4
REHABILITATION CENTER OF WINTER PARK,THE			4	100%	4
MEMORIAL HEALTH CARE SYSTEMS			4	100%	4
FLORIDA HEART AND VASCULAR			4	100%	4
LIFE CARE HOME HEALTH SERVICES LLC		1	3	75%	4
CVS MA2172POCT NORTH GRAFTON		4			4
CVS SC2736POCT MURRELLS INLET		4			4
LEE MEMORIAL HEALTH SYSTEM D/B/A LEE COMMUNITY		4			4
COMMUNITY HEALTH CENTER OF WEST PALM BEACH			4	100%	4
MINUTECLINIC, LLC #1431		3	1	25%	4
ANTHONY-BROWN PHARMACY		4			4
SONIC REFERENCE LABORATORY			4	100%	4
FAMILY MEDICINE AT WATERMAN		4			4
LEON MEDICAL CENTERS, LLC			4	100%	4
FLORENCE - HUNTSVILLE HOSPITAL URGENT CARE		3	1	25%	4
MEDEXPRESS URGENT CARE - MOUNTAIN HOME		3	1	25%	4
MINUTECLINIC DIAGNOSTIC OF MAINE, LLC		2	2	50%	4
PALM BEACH CANCER INSTITUTE			4	100%	4
PDL PHARMACY CORP			4	100%	4
DTR LABS		3	1	25%	4
UNION CITY MANOR NURSING CENTER		4			4
CENTERPLACE HEALTH, INC			4	100%	4
ALLIANCE PEDIATRICS PA			4	100%	4
FAMILY MEDICINE AT WINTER PARK			4	100%	4

COVID-19: testing by laboratory

Data through Feb 19, 2021 verified as of Feb 20, 2021 at 09:25 AM

Data in this report are provisional and subject to change.

The numbers in the table below represent the number of Florida and non-Florida residents for whom test results were received by the Department of Health. A person can be tested by more than one laboratory and can have both positive and negative results. **Therefore, the sum of the numbers in each column will be larger than the total number of people tested.**

Reporting lab	Inconclusive	Negative	Positive	Percent positive	Total
MINUTECLINIC, DIAGNOSTIC OF TEXAS, LL		4			4
MEDEXPRESS URGENT CARE- FORT WORTH N T		4			4
CELEBRATION PEDIATRICS			4	100%	4
Mill Valley Care Center		4			4
PHYSICIANS QUALITY CARE			4	100%	4
DERMATOLOGY SPECIALISTS OF FL - DR. JON WARD			4	100%	4
MEDEXPRESS URGENT CARE - FORT WORTH S		3	1	25%	4
PEDIATRICS IN BREVARD-COCOA BEACH		2	2	50%	4
CAREATC, INC.			4	100%	4
CVS CT1123POCT SOUTHBURY		4			4
MEDEXPRESS URGENT CARE LAVALE		4			4
INDUSTRY LAB DIAGNOSTIC PARTNERS			4	100%	4
BLUETAIL MEDICAL GROUP, LLC		3	1	25%	4
CVS TX8387POCT AUSTIN		4			4
MEDEXPRESS URGENT CARE, FAIRMONT		4			4
ACCENT PHYSICIAN SPECIALISTS PA		4			4
MINUTE CLINIC, LLC #4650		4			4
MD NOW URGENT CARE - DELRAY WEST			4	100%	4
MARION AND BERNARD L SAMSON NURSING CENTER			4	100%	4
DYNACARE LABORATORIES			4	100%	4
BAYLOR ESOTERIC AND MOLECULAR LAB			4	100%	4
CONSOLIDATED LABORATORY SERVICES			4	100%	4
DEPARTMENT OF HEALTH AND HUMAN SERVICES		2	2	50%	4
THE OASIS ALF		4			4
MINUTECLINIC MINUTECLINIC #921		4			4
COVENIENT CARE MEDICAL CLINIC			4	100%	4
Millennium Nursing & Rehab Center		4			4
CAREWELL URGENT CARE			4	100%	4
SOUTHEASTERN REGIONAL MEDICAL CENTER			4	100%	4
Metro West Nursing and Rehab			4	100%	4
LATCHER LABORATORY OF A O FOX MEMORIAL		2	2	50%	4
STEUBEN COUNTY PUBLIC HEALTH		4			4
MD ANDERSON			4	100%	4
MEDEXPRESS URGENT CARE - TULSA, S YALE AVE		4			4
FIFTH AVENUE PEDIATRICS		3	1	25%	4
HEALTHY MINORS PEDIATRIC URGENT CARE		4			4
MINUTECLINIC DIAGNOSTIC OF NORTH CAROLINA PC #7054		3	1	25%	4
CVS OH3301POCT WOODMERE		4			4
CVS CA9113POCT CHULA VISTA		4			4
PM PEDIATRICS OF SELDEN PLLC		4			4
LIFEPLUS HEALTHCARE GROUP INC		4			4
OKLAHOMA STATE UNIVERSITY DIAGNOSTIC LAB			4	100%	4
OHSU MOLECULAR MICROBIOLOGY LAB		3	1	25%	4
UNDERGROUND FREE CLINIC		4			4
WINCHESTER MEDICAL CENTER			4	100%	4
MINUTECLINIC, LLC, DBA MINUTECLINIC #6		4			4
HARBOUR ISLAND PEDIATRICS LLC			4	100%	4

COVID-19: testing by laboratory

Data through Feb 19, 2021 verified as of Feb 20, 2021 at 09:25 AM

Data in this report are provisional and subject to change.

The numbers in the table below represent the number of Florida and non-Florida residents for whom test results were received by the Department of Health. A person can be tested by more than one laboratory and can have both positive and negative results. **Therefore, the sum of the numbers in each column will be larger than the total number of people tested.**

Reporting lab	Inconclusive	Negative	Positive	Percent positive	Total
PANCARE HEALTH YOUNGSTOWN			4	100%	4
UF HEALTH PATHOLOGY LABORATORIES			4	100%	4
HOME DOCS		2	2	50%	4
CVS MINUTE CLINIC DIAGNOSTIC OF TEXAS		3	1	25%	4
FLORIDA HEALTH CARE PLANS STIRLING CENTER			4	100%	4
HEALTHCARE NETWORK OF SOUTHWEST FLORIDA			4	100%	4
LOUISIANA DEPT. OF HEALTH AND HOSPITALS-INFECTIOUS DISEASE EPI SECTION			4	100%	4
SJH			4	100%	4
REFUGE A HEALING PLACE, THE			4	100%	4
MINUTE CLINIC DIAGNOSTIC MED GRP		3	1	25%	4
NEMOURS CHILDREN'S CLINIC			4	100%	4
FCHC (OB)-DARWIN SQUARE CTR.			4	100%	4
Kroger 959 - The Little Clinic Carmel		3			3
MINUTECLINIC DIAG OF IND, LLC #6483		1	2	67%	3
PATHOLOGY REFERENCE LAB LLC			3	100%	3
MEDFUSION		2	1	33%	3
NORTH CAROLINA DEPT OF HEALTH & HUMAN SRVCS STATE LAB OF PUBLIC HEALTH			3	100%	3
CVS TX1104POCT ALLEN		3			3
HELIX MEDICAL CENTERS		1	2	67%	3
MONTEFIORE MEDICAL CENTER LABS MONTEFIORE		2	1	33%	3
CVS IN5696POCT FORT WAYNE		3			3
COASTAL SKIN SURGERY AND DERMATOLOGY PL		3			3
NORTHERN LIGHT LABORATORY		1	2	67%	3
NORTH BROWARD HOSPITAL DISTRICT HEALTHCARE FOR THE HOMELESS			3	100%	3
MEDEXPRESS URGENT CARE - RICHMOND, W BROAD ST		3			3
SOUTH LAKE FAMILY HEALTH CENTER			3	100%	3
MEDEXPRESS URGENT CARE MARTINSBURG		2	1	33%	3
CANOPY PEDIATRICS		3			3
HOPE HEALTH CARE, LLC		3			3
JOSEPH SCHENKER MD PC		3			3
ALLIANCE FOR MULTISPECIALTY RESEARCH		3			3
DEPARTMENT OF HEALTH AND ENVIRONMENTAL CONTROL			3	100%	3
Kroger 627 - The Little Clinic Castleberry		2	1	33%	3
SCRIPPS CLINIC MEDICAL			3	100%	3
CVS PA813POCT RICHBORO		3			3
NORTHWEST FLORIDA CLINICAL LAB		1	2	67%	3
COOPER UNIVERSITY HOSPITAL LABORATORY		2	1	33%	3
BRADENTON PHYSICIAN MEDICAL CENTER			3	100%	3
LEE COMMUNITY HEALTHCARE INC CAPE CORAL		3			3
ADVANCED PEDIATRICS			3	100%	3
CVS GA3766POCT DACULA		1	2	67%	3
URGENT DOC - URGENT CARE CLINIC			3	100%	3
BROOKDALE OAKBRIDGE		1	2	67%	3
FIRST CARE - MIDDLESBORO			3	100%	3
NASSAU COUNTY HEALTH DEPARTMENT-FERNANDINA BEACH C		3			3
CORTLAND COUNTY HEALTH DEPARTMENT		3			3
Kroger 768 - The Little Clinic Leestown Rd		2	1	33%	3

COVID-19: testing by laboratory

Data through Feb 19, 2021 verified as of Feb 20, 2021 at 09:25 AM

Data in this report are provisional and subject to change.

The numbers in the table below represent the number of Florida and non-Florida residents for whom test results were received by the Department of Health. A person can be tested by more than one laboratory and can have both positive and negative results. **Therefore, the sum of the numbers in each column will be larger than the total number of people tested.**

Reporting lab	Inconclusive	Negative	Positive	Percent positive	Total
NEMOURS CHILDRENS PRIMARY CARE HORIZON WEST			3	100%	3
CVS IL8751POCT CHICAGO		3			3
CORTLAND REGIONAL MEDICAL CENTER		3			3
CVS NC2313POCT RALEIGH		3			3
CVS GA2841POCT LAWRENCEVILLE		3			3
WALGREENS #07502		3			3
WEST TN HEALTH MED NORTH		3			3
CVS PA5890POCT MONROEVILLE		2	1	33%	3
MEDEXPRESS URGENT CARE GREENSBURG		2	1	33%	3
SUPREME LABORATORY			3	100%	3
PUBLIC HEALTH TRUST OF MIAMI DADE COUNTY			3	100%	3
HEALGEN SCIENTIFIC			3	100%	3
MEDEXPRESS URGENT CARE - WAXAHACHIE, N HIGHWAY 77		1	2	67%	3
QUALITY LABORATORY SERVICE		2	1	33%	3
CVS TX8351POCT BEAUMONT		3			3
HARBORCHASE OF STUART			3	100%	3
CENTRAL DUPAGE HOSPITAL			3	100%	3
FELICIDAD MEDICAL CENTER INC			3	100%	3
KINGS BAY PEDIATRICS LLC			3	100%	3
CENTURY LINK SPORTS COMPLEX			3	100%	3
GARCIA MORALES NELSON			3	100%	3
CAPTIAL REGIONAL MEDICAL CENTER			3	100%	3
FLORIDA HOSPITAL LABORATORIES		3			3
MONTANA PUBLIC HEALTH LAB			3	100%	3
ACL LABORATORIES INDUSTRIAL TOXICOLOGY			3	100%	3
THE CLINIC OF PEDIATRICS & GI MEDICINE, INC			3	100%	3
PEPIN ACADEMIES-PASCO		3			3
Wynfield Park Health and Rehabilitation		3			3
CVS IL8747POCT CHICAGO		3			3
IMMERSION RESIDENTIAL LLC			3	100%	3
NASSAU COUNTY HEALTH DEPARTMENT		3			3
PATIENT FIRST - ALLENTOWN			3	100%	3
SOFTCELL L-FORM LABORATORIES, LLC			3	100%	3
CVS PHARMACY INC DBA CVS/PHARMACY #10908		3			3
DEPARTMENT OF HEALTH AND HUMAN SERVICES DIVISION OF BEHAVIORAL HEALTH		1	2	67%	3
Gulfport Rehabilitation Center			3	100%	3
CVS TX8321POCT MCKINNEY		3			3
COVANCE CLS			3	100%	3
UNIVERSITY OF KANSAS MEDICAL CENTER			3	100%	3
HALIFAX HEALTH CARE FOR WOMEN		3			3
ADRIANA M CASTRO MD PA		3			3
HELIX LW UC		1	2	67%	3
PARADISE VILLA ALF INCORPORATED		3			3
CVS OH6123POCT CINCINNATI		2	1	33%	3
BAPTIST OUTPATIENT SERVICES			3	100%	3
SUMMIT MEDICAL GROUP - WEST ORANGE		3			3
PRISMA HEALTH MIDLANDS			3	100%	3

COVID-19: testing by laboratory

Data through Feb 19, 2021 verified as of Feb 20, 2021 at 09:25 AM

Data in this report are provisional and subject to change.

The numbers in the table below represent the number of Florida and non-Florida residents for whom test results were received by the Department of Health. A person can be tested by more than one laboratory and can have both positive and negative results. **Therefore, the sum of the numbers in each column will be larger than the total number of people tested.**

Reporting lab	Inconclusive	Negative	Positive	Percent positive	Total
MINUTECLINIC DIAG OF IND LLC #6840		3			3
MEDEXPRESS URGENT CARE NORWIN		3			3
SURETOX LABORATORY LLC		2	1	33%	3
FLORIDA HOSPITAL PHYSICIANS GROUP		1	2	67%	3
CAMPAZZI CONCIERGE MEDICAL SERVICES		2	1	33%	3
SPARROW CENTRAL LAB			3	100%	3
BNR PHARMACY INC		3			3
CVS NJ715POCT WAYNE		3			3
ORCHID COVE DAYTONA			3	100%	3
Kroger 388 - The Little Clinic Braelinn Village		3			3
Bethany Health and Rehab		3			3
UHEALTH JACKSON URGENT CARE - CUTLER BAY		1	2	67%	3
BOLING, STEPHANIE		3			3
ESCO DRUG CO INC		3			3
OPTUM OF RED ROAD		3			3
CENTRAL JERSEY URGENT CARE OF BROWN MI		3			3
SMH PHYSICIAN SERVICES INC		3			3
MINUTECLINIC DIAG OF IND, LLC #8645		3			3
TRUE HEALTH - LAKE UNDERHILL		3			3
NORTHCREST MEDICAL CENTER		1	2	67%	3
MED FUSION			3	100%	3
HCR ManorCare Greentree		3			3
CVS OH3393POCT AURORA		2	1	33%	3
NDX-CORE LAB			3	100%	3
WALGREENS NO 19542		3			3
MEDICAL UNIVERSITY SC HOSPITAL			3	100%	3
MINUTECLINIC, LLC #09202		2	1	33%	3
Bainbridge Health and Rehab		3			3
SHANDS AT LAKE SHORE LAB		1	2	67%	3
BETTERMED URGENT CARE			3	100%	3
Westside Terrace		3			3
FAMILY MEDICAL CLINIC HOMESTEAD, LLC			3	100%	3
ADVANCED MEDICAL RESEARCH CENTER LLC			3	100%	3
MEDEXPRESS URGENT CARE-SCOTT TOWNSHIP		3			3
GUIDANCE / CARE CENTER, INC		3			3
BROOKDALE SENIOR LIVING			3	100%	3
CVS GA2108POCT NORCROSS		1	2	67%	3
SEMINOLE FAMILY HEALTH CENTER		3			3
MERCY HOSPITAL			3	100%	3
CALLE OCHO DIALYSIS			3	100%	3
WINKLER COURT		2	1	33%	3
LEESBURG REGIONAL MEDICAL CENTER URGENT CARE			3	100%	3
THOMAS LANGLEY			3	100%	3
GILCHRIST COUNTY HEALTH DEPT			3	100%	3
MUNSON MEDICAL CENTER			3	100%	3
REGIONAL MEDICAL LAB			3	100%	3
SUPER HEALTH PHARMACY LLC		3			3

COVID-19: testing by laboratory

Data through Feb 19, 2021 verified as of Feb 20, 2021 at 09:25 AM

Data in this report are provisional and subject to change.

The numbers in the table below represent the number of Florida and non-Florida residents for whom test results were received by the Department of Health. A person can be tested by more than one laboratory and can have both positive and negative results. **Therefore, the sum of the numbers in each column will be larger than the total number of people tested.**

Reporting lab	Inconclusive	Negative	Positive	Percent positive	Total
MEDICAL SERVICES OF AMERICA HOME HEALTH		3			3
Kroger 635 - The Little Clinic Dacula		3			3
GADSDEN COUNTY HEALTH DEPARTMENT			3	100%	3
FRESENIUS MEDICAL CARE			3	100%	3
INTERNAL MEDICINE AND WOUND CARE SPECIALIST LLC		3			3
ST LUKES HOSPITAL LABORATORY		2	1	33%	3
ADVANCED URGENT CARE CENTER OF THE UPPER KEYS		1	2	67%	3
SARNO FAMILY PRACTICE		1	2	67%	3
ASPEN VALLEY HOSPITAL			3	100%	3
JOHNNIE RUTH CLARKE LAB			3	100%	3
NEWSTAR MEDICAL LABORATORIES		3			3
NORTH SHORE HOSP. INFECTION CONTROL			3	100%	3
LIVINGSTON COUNTY DEPT OF HEALTH REPRO			3	100%	3
ADVENT HEALTH - CENTRAL PASCO ER			3	100%	3
ASSOCIATES IN MEDICINE		1	2	67%	3
LAKELAND REGIONAL HEALTH GRASSLANDS		3			3
BROOKDALE LAKE MARY			3	100%	3
PEDIATRICS BY THE SEA JOG RD OFFICE			3	100%	3
PARRISH MEDICAL CENTER-WAIVED TESTING		3			3
TIEHH BIOTERRORISM RESPONSE LAB			3	100%	3
IOWA DEPARTMENT OF PUBLIC HEALTH			3	100%	3
PROGRESS PHARMACY INC			3	100%	3
Hunterdon Medical Center Laboratory		3			3
OPTUM PRIMARY CARE - SILVER LAKES			3	100%	3
MEDEXPRESS URGENT CARE - WHEELING		2	1	33%	3
BRENTWOOD SENIOR LIVING AT ST PETE			3	100%	3
LPG PRIMARY CARE AT MATTHEW DRIVE		3			3
MANORCARE NURSING & REHABILITATION CENTER-NAPLES		3			3
MPG JACKSONVILLE ATLANTIC BLVD		1	2	67%	3
ALLIANCE LABS @LRMC			3	100%	3
VIRGINIA DEPARTMENT OF HEALTH DIVISION OF			3	100%	3
TRANSPLANT GENOMICS INC (EUROFINS)		3			3
MONROE COUNTY FIRE RESCUE		3			3
HAVEN CUSTEAD CARE CENTER			3	100%	3
VIRGINIA DIVISION OF CONSOLIDATED LABORATORIES			3	100%	3
ST. LUKE'S HOSPITAL - BETHLEHEM CAMPUS		1	2	67%	3
HEARTLAND - CHARLESTON OF HANAHAN SC,		3			3
MICHIGAN HEALTH CLINIC LABORATORIES		2	1	33%	3
MINUTECLINIC DIAGNOSTIC OF TEXAS LLC		2	1	33%	3
CVS NC7548POCT FUQUAY VARINA		2	1	33%	3
VA OUTPATIENT CLINIC-NEW PORT RICHEY			3	100%	3
TIFTON CARECONNECT URGENT CARE			3	100%	3
CAREHERE LLC			3	100%	3
WINDER NURSING INC DBA WINDER HEALTH CARE		3			3
CARDIOTHORACIC SURGERY OF HYDE PARK			3	100%	3
ROANE MEDICAL CENTER		2	1	33%	3
MEDEXPRESS URGENT CARE, BELLE VERNON		3			3

COVID-19: testing by laboratory

Data through Feb 19, 2021 verified as of Feb 20, 2021 at 09:25 AM

Data in this report are provisional and subject to change.

The numbers in the table below represent the number of Florida and non-Florida residents for whom test results were received by the Department of Health. A person can be tested by more than one laboratory and can have both positive and negative results. **Therefore, the sum of the numbers in each column will be larger than the total number of people tested.**

Reporting lab	Inconclusive	Negative	Positive	Percent positive	Total
LAHEY CLINIC MEDICAL CENTER			3	100%	3
CLINICAL ASSOCIATES OF ORLANDO LLC		3			3
LAURELLWOOD NURSING CENTER		1	2	67%	3
CLINICAL CARE CENTER, INC			3	100%	3
LEXINGTON MEDICAL CENTER		1	2	67%	3
WINDSOR AT OCALA		2	1	33%	3
MEDFIRST URGENT CARE			3	100%	3
STEAMBOAT EMERGENCY CENTER			3	100%	3
US SPECIALTY LABS			3	100%	3
ONslow MEMORIAL HOSPITAL LABORATORY		3			3
SANFORD MOBILE LAB			3	100%	3
SMOKY MOUNTAIN URGENT CARE AND FAMILY MEDICINE CENTER			3	100%	3
RHEA MEDICAL CENTER		3			3
MARION COUNTY FIRE RESCUE		3			3
MEDIC INFUSION PA		3			3
BAPTIST PRIMARY CARE FERNANDINA BEACH			3	100%	3
MINUTECLINIC DIAG OF IND, LLC #6648		2	1	33%	3
MARYLAND STATE DEPT OF HEALTH	2		1	33%	3
SENTARA NORFOLK GENERAL HOSPITAL CENTRAL LAB			3	100%	3
URGENT CARE OF THE SMOKIES			3	100%	3
TAMPA		1	2	67%	3
CARENOW-ATASCOCITA			3	100%	3
SIGNATURE CARE PFLUGERVILLE			3	100%	3
SSM HEALTH ST LOUIS MICROBIOLOGY LABORATORY		1	2	67%	3
MINUTECLINIC DIAGNOSTIC OF TN PC #240		3			3
MINUTECLINIC DIAGNOSTIC OF TN, PC 6304		2	1	33%	3
LINCOLN MEDICAL CENTER		3			3
SOFTLAB			3	100%	3
FLORIDA MENTOR-POINT WEST CLUSTER		3			3
Rosedale Green		3			3
THE PATHOLOGY LABORATORY		1	2	67%	3
MEDEXPRESS URGENT CARE - HOLLINS		3			3
BAYSIDE LABORATORIES INC		3			3
Lakeview Village		3			3
CABELL HUNTINGTON HOSPITAL CLINICAL LAB			3	100%	3
OURMED		2	1	33%	3
SPRING LAKE REHABILITATION CENTER			3	100%	3
CVS GA5637POCT VILLA RICA		3			3
MEDEXPRESS URGENT CARE-CLOQUET		3			3
CVS NC7213POCT MATTHEWS		3			3
RIVER CITY MEDICAL ASSOCIATES INC			3	100%	3
MOULTRIE CREEK NURSING AND REHAB			3	100%	3
ADVANCED HEART CARE OF SOUTH FLORIDA		3			3
NYC PUBLIC HEALTH LABS			3	100%	3
CVS MN6811POCT PLYMOUTH		3			3
FLORIDA MEDICAL CLINIC -INTERNAL MED DADE CITY			3	100%	3
HOUSTON METHODIST HOSPITAL			3	100%	3

COVID-19: testing by laboratory

Data through Feb 19, 2021 verified as of Feb 20, 2021 at 09:25 AM

Data in this report are provisional and subject to change.

The numbers in the table below represent the number of Florida and non-Florida residents for whom test results were received by the Department of Health. A person can be tested by more than one laboratory and can have both positive and negative results. **Therefore, the sum of the numbers in each column will be larger than the total number of people tested.**

Reporting lab	Inconclusive	Negative	Positive	Percent positive	Total
ADVENTHEALTH SEBRING- INFECTION CONTROL DEPARTMENT			3	100%	3
APEX CLINICAL LABORATORIES INC		3			3
WELLMED AT APOLLO BEACH BLVD		1	2	67%	3
GROVES CENTER			3	100%	3
CLINICAL CARE ASSOCIATES, INC			3	100%	3
24TH WEAPONS OF MASS DESTRUCTION - CIVIL SUPPORT		3			3
MEDEXPRESS URGENT CARE - WEST ST PAUL, ROBERT ST S		3			3
PROPATH			3	100%	3
CTRS			3	100%	3
CVS IN6605POCT INDIANAPOLIS		2	1	33%	3
VELOCITY CARE			3	100%	3
SCIENTIFIC LABORATORY DIVISION			3	100%	3
MID FLORIDA CLINICAL LABORATORY		2	1	33%	3
CVS IN3975POCT JEFFERSONVILLE		2	1	33%	3
TERRACE OF ST CLOUD, THE		2	1	33%	3
MINUTECLINIC LLC #5176			3	100%	3
MEDEXPRESS URGENT CARE-ARLINGTON		2	1	33%	3
BAYCARE MEDICAL GROUP, INC		3			3
AKRON GENERAL MEDICAL CENTER MAIN		3			3
HENDRY/GLADES COUNTY HEALTH DEPARTMENT		3			3
Cleveland Clinic Weston			3	100%	3
ALABAMA DEPT PUBLIC HEALTH			3	100%	3
FLORIDA DEPARTMENT OF HEALTH SEMINOLE COUNTY		1	2	67%	3
OHIO DEPARTMENT OF HEALTH LABORATORY		2	1	33%	3
CLEARWATER		2	1	33%	3
LOCH HAVEN PEDIATRICS			3	100%	3
THE OASIS BEACHSIDE		3			3
HEPATOLOGY DIAGNOSTIC LAB			3	100%	3
VA PRIMARY CARE ANNEX			3	100%	3
CARESPOT-WELLINGTON			3	100%	3
STRINGFELLOW MEMORIAL HOSPITAL		3			3
HIALEAH SHORES NURSING AND		2	1	33%	3
LITTLE SPURS PEDIATRIC URGENT CARE		1	2	67%	3
ATLANTIC SURGERY CENTER OF JACKSONVILLE BEACH		3			3
PROMPT CARE OF CENTRAL FLORIDA LLC			3	100%	3
ST LUCIE COUNTY HEALTH DEPARTMENT		2	1	33%	3
SUNDALE NURSING HOME		3			3
HILLVIEW LABORATORY			3	100%	3
CVS PA4077POCT BELLE VERNON		3			3
MEDEXPRESS URGENT CARE - NORTH LITTLE		2	1	33%	3
MEADOWS AT CYPRESS GARDENS, THE		3			3
CVS IN6757POCT COLUMBUS		3			3
ERIE COUNTY PUBLIC HEALTH CLINICAL		3			3
MINUTE CLINIC LLC # 2033		2	1	33%	3
VICAR'S LANDING NURSING HOME		2	1	33%	3
SANTOS REHABILITATION CENTER INC			3	100%	3
MINUTECLINIC DIAG OF IND, LLC #6910		3			3

COVID-19: testing by laboratory

Data through Feb 19, 2021 verified as of Feb 20, 2021 at 09:25 AM

Data in this report are provisional and subject to change.

The numbers in the table below represent the number of Florida and non-Florida residents for whom test results were received by the Department of Health. A person can be tested by more than one laboratory and can have both positive and negative results. **Therefore, the sum of the numbers in each column will be larger than the total number of people tested.**

Reporting lab	Inconclusive	Negative	Positive	Percent positive	Total
ST. PETERSBURG PEDIATRICS- 38TH AVENUE			3	100%	3
CULLMAN REGIONAL URGENT CARE		2	1	33%	3
MINNEOLA PLACE A HOMEBRIDGE COMMUNITY		3			3
Fort Gaines Health and Rehab		3			3
MEDEXPRESS URGENT CARE - WILKES BARRE		2	1	33%	3
SOUTH COUNTY MENTAL HEALTH CENTER INC			3	100%	3
MEDEXPRESS - WILMINGTON CONCORD PIKE		2	1	33%	3
CVS NJ2815POCT E BRUNSWICK		3			3
LIFE CARE CENTER OF SKAGIT VALLEY		3			3
Ocala CBOC		3			3
PREMIER FAMILY AND SPORTS MEDICINE		2	1	33%	3
FLAGLER FAMILY MEDICINE PA			3	100%	3
CLINICAL PATHOLOGY LABORATORIES			3	100%	3
PLAINVIEW PRIMARY CARE		3			3
MC DIAGNOSTIC OF CONNECTICUT, PC #114		3			3
HARBOUR'S EDGE		2	1	33%	3
GONZALEZ MD AND ASWAD MD HEALTH SERVICES			3	100%	3
MEDEXPRESS URGENT CARE-PASADENA		3			3
UNIVERSITY OF MICHIGAN		2	1	33%	3
QUATRACOR PLLC		3			3
NATURE COAST PRIMARY CARE LAB LLC			3	100%	3
SKIPPACK MEDICAL LAB			3	100%	3
GAINESVILLE PEDIATRIC ASSOCIATES			3	100%	3
LOYOLA UNIVERSITY MEDICAL CENTER LABORATORY			3	100%	3
MINUTE CLINIC LLC #6765		3			3
JS HEALTHCARE		2	1	33%	3
MEDEXPRESS-HOUSTON EAST FWY		1	2	67%	3
CVS NC3319POCT CHARLOTTE		2	1	33%	3
Greystone Health Care Center		3			3
CARE NOW, INC		1	2	67%	3
MEDICAL CENTER OF THE ROCKIES			3	100%	3
ORANGE COUNTY HEALTH DEPARTMENT		2	1	33%	3
Life Care Center of Citrus County		2	1	33%	3
COMMUNICABLE DISEASE CONTROL/PUBLIC HEALTH EMERGENCY PREPAREDNESS			3	100%	3
RAPID CITY RUGENT CARE			3	100%	3
ADVICE FOR OPTIMAL WELLNESS, INC			3	100%	3
MOBIL LAB FOR ALL INC		3			3
MINUTECLINIC DIAGNOSTIC OF MICHIGAN, P		3			3
CVS MINUTE CLINIC DIAG OF IND, LLC #6549		3			3
CUMBERLAND HEIGHTS		3			3
NEBRASKA DEPARTMENT OF HEALTH AND HUMAN SERVICES			3	100%	3
WYOMING DEPT OF HEALTH			3	100%	3
Kroger 758 - The Little Clinic Providence		3			3
Kennedy University Hospital -Wash Twp L		3			3
VILLAGES HEALTH, THE		3			3
FLORIDA LABORATORY ANALYSIS, LLC			3	100%	3
NC STATE LABORATORY OF PUBLIC HEALTH		3			3

COVID-19: testing by laboratory

Data through Feb 19, 2021 verified as of Feb 20, 2021 at 09:25 AM

Data in this report are provisional and subject to change.

The numbers in the table below represent the number of Florida and non-Florida residents for whom test results were received by the Department of Health. A person can be tested by more than one laboratory and can have both positive and negative results. **Therefore, the sum of the numbers in each column will be larger than the total number of people tested.**

Reporting lab	Inconclusive	Negative	Positive	Percent positive	Total
MEDI-DRUG INC		2	1	33%	3
NORTH DAKOTA DEPT OF HEALTH MICROBIOLOGY		1	2	67%	3
ABC PEDIATRICS OF PORT ST LUCIE		3			3
MINUTECLINIC DIAGNOSTIC MED GRP OF SAN		3			3
COMMUNITY MEDICAL CENTER			3	100%	3
MINUTECLINIC MINUTECLINIC #3665		3			3
GREATER MOBILE URGENT CARE - SPRINGHILL			3	100%	3
COVID PROCESSING SITE			3	100%	3
GRADY MEMORIAL HOSPITAL/MICRO			3	100%	3
Bon Secours Place		2	1	33%	3
THE MEDICAL GROUP OF SOUTH FLORIDA INC		3			3
SUNSHINE STATE DIALYSIS			3	100%	3
Kroger 752 - The Little Clinic Central Station		2	1	33%	3
BARONESS ERLANGER HOSPITAL		3			3
AVANTE INVERNESS		1	2	67%	3
CVS SC1540POCT MYRTLE BEACH		2	1	33%	3
SAVANNAH COVE		3			3
LPG PEDIATRICS AT LEHIGH ACRES		2	1	33%	3
WHITE EARTH IHS MAIN LAB		3			3
YATES COUNTY PUBLIC HEALTH		3			3
ADVENT HEALTH MEDICAL GROUP FAMILY MEDICINE			3	100%	3
IVY CREEK URGENT CARE OF ENTERPRISE			3	100%	3
Magnolia Health and Rehab Center			3	100%	3
Kroger 339 - The Little Clinic Highlands - Bardstown Road		3			3
EMERALD COAST CENTER			3	100%	3
Village on the Green			3	100%	3
Kroger 093 - The Little Clinic Stapleton		2	1	33%	3
TUFTS MEDICAL CENTER			3	100%	3
INDIANA STATE DEPARTMENT OF HEALTH LABORATORIES			3	100%	3
BROOME COUNTY HEALTH DEPARTMENT		2	1	33%	3
OHIO HEALTH DOCTORS HOSPITAL			3	100%	3
LEESBURG COMMUNITY HEALTH CENTERS			3	100%	3
CCRX OF NORTH CAROLINA, LLC		2	1	33%	3
BAPTIST HOSPITAL EMPLOYEE HEALTH OFF			3	100%	3
NORTH NAPLES HOSPITAL RESPIRATORY THERAPY DEPARTMENT			3	100%	3
LPG PRIMARY CARE AT BONITA BAY LIFESTYLE CENTER		2	1	33%	3
COL CROSSROAD		1	2	67%	3
OHIO CVS STORES		3			3
WAL-MART STORES EAST LP		2	1	33%	3
CVS MINUTE CLINIC DIAGNOSTIC MED GRP OF CAL		3			3
EMORY BENNETT VETERANS NURSING HOME		3			3
DACH MAIN LAB			3	100%	3
CROSSVILLE MEDICAL GROUP		1	2	67%	3
MEDEXPRESS URGENT CARE - LITTLE ROCK		2	1	33%	3
CVS TN7289POCT SIGNAL MOUNTAIN		3			3
HEALTHQUEST, INC		2	1	33%	3
GRAND VILLA OF MELBOURNE		1	2	67%	3

COVID-19: testing by laboratory

Data through Feb 19, 2021 verified as of Feb 20, 2021 at 09:25 AM

Data in this report are provisional and subject to change.

The numbers in the table below represent the number of Florida and non-Florida residents for whom test results were received by the Department of Health. A person can be tested by more than one laboratory and can have both positive and negative results. **Therefore, the sum of the numbers in each column will be larger than the total number of people tested.**

Reporting lab	Inconclusive	Negative	Positive	Percent positive	Total
MINUTECLINIC, LLC #05814		3			3
CVS CA8850POCT HUNTINGTON BEACH		2	1	33%	3
BLUE SPRINGS SURGERY CENTER		3			3
ACCESS HEALTH CARE		2	1	33%	3
VIRTUA MEMORIAL HOSPITAL BURLINGTON COUNTY		1	2	67%	3
SARASOTA PERSONAL MEDICINE		2	1	33%	3
PARKWAY DRUGS OF ONEIDA COUNTY NORTH I		2	1	33%	3
PREMIER CLINICAL RESEARCH INSTITUTE INC			3	100%	3
KISSIMMEE URGENT CARE		3			3
BAPTIST PRIMARY CARE, INC.		2	1	33%	3
GREENTREE MEDICAL CENTER			3	100%	3
FLORIDA GASTROENTEROLOGY ASSOCIATES PA		3			3
COVENANT PEDIATRICS		1	2	67%	3
YORK HOSPITAL - LABORATORY			3	100%	3
MT CARMEL PHARMACY INC		3			3
ALOHA HOME CARE LLC DBA ACCENTCARE HOME HEALTH OF		3			3
NEMOURS CHILDRENS PRIMARY CARE MAITLAND			3	100%	3
NEOGENOMICS LABORATORIES, INC		3			3
Englewood Health and Rehab			3	100%	3
CGH MEDICAL CENTER			3	100%	3
CENTRAL JERSEY URGENT CARE		3			3
DOCTORS HOSPITAL RENAISSANCE			3	100%	3
ANN STORCK CENTER INC		3			3
CROWNE HEALTH CARE OF FORT PAYNE		2	1	33%	3
COASTAL LABORATORIES OF FLORIDA			3	100%	3
ESTERO FIRE RESCUE		3			3
FLORIDA DEPARTMENT OF HEALTH IN MIAMI DADE COUNTY		2	1	33%	3
CUMBERLAND MEDICAL CENTER INC		3			3
LAKE PEDIATRICS			3	100%	3
STUYVESANT URGENT CARE		3			3
CARENOW-LEBANON		1	2	67%	3
MODMD LABORATORY		3			3
Broadview Multi-Care Center		3			3
MINUTE CLINIC LLC #0169		3			3
MEDEXPRESS URGENT CARE-CHIPPEWA		2	1	33%	3
ELITE PRIMARY CARE OF WAYCROSS			3	100%	3
RICHMOND CITY DEPARTMENT OF PUBLIC HEALTH			3	100%	3
MAYO		1	2	67%	3
BNC Medical Investors, LLC Berrien Nursing & Rehabilitation Center		3			3
2412 LEBANON PIKE		2	1	33%	3
CFP PHYSICIANS GROUP			3	100%	3
MEDEXPRESS URGENT CARE - WALDORF, CRAIN HWY		3			3
DAVENPORT PEDIATRICS PA			3	100%	3
EXETER HOSPITAL		3			3
BRANDON REGIONAL EMERGENCY CTR			3	100%	3
NONA PEDIATRIC CENTER			3	100%	3
AZALEALAND NURSING HOME		3			3

COVID-19: testing by laboratory

Data through Feb 19, 2021 verified as of Feb 20, 2021 at 09:25 AM

Data in this report are provisional and subject to change.

The numbers in the table below represent the number of Florida and non-Florida residents for whom test results were received by the Department of Health. A person can be tested by more than one laboratory and can have both positive and negative results. **Therefore, the sum of the numbers in each column will be larger than the total number of people tested.**

Reporting lab	Inconclusive	Negative	Positive	Percent positive	Total
MENORAH MANOR			3	100%	3
AUSTIN PUBLIC HEALTH			3	100%	3
MINUTECLINIC #8760		3			3
EPWORTH VILLAGE RETIREMENT COMMUNITY		3			3
SISD EMPLOYEE HEALTH CLINIC			3	100%	3
JUPITER INTERNAL MEDICINE AND ASSOCIATES			3	100%	3
MED EXPRESS URGENT CARE PC - MARYLAND		2	1	33%	3
TARRANT COUNTY PUBLIC HEALTH		3			3
CVS M05655POCT LIBERTY			3	100%	3
DELAWARE PUBLIC HEALTH LABORATORY		1	2	67%	3
BEEBE MEDICAL CENTER LABORATORY		3			3
CVS NV3210POCT LAS VEGAS		3			3
SCHIFF CENTER FOR LIVER DISEASES		1	2	67%	3
UNITY HEALTH AND REHABILITATION CENTER			3	100%	3
CELEBRATION PRIMARY CARE ASSOCIATES LLC		3			3
SUN TERRACE HEALTH CARE CENTER			3	100%	3
MEDEXPRESS URGENT CARE-HERSHEY		2	1	33%	3
PROHEALTH PRIMARY CARE - GLEN OAKS		3			3
FAMILY TREE MEDICAL GROUP PA		2	1	33%	3
NOVANT HEALTH PRESBYTERIAN		2	1	33%	3
CVS RI1717POCT 1 CVS DR			3	100%	3
SOUTH MIAMI HOSPITAL			3	100%	3
SINAI PLAZA NURSING AND REHAB CENTER			3	100%	3
LUVERNE HEALTH AND REHABILITATION		3			3
SUMNER REGIONAL MEDICAL CENTER		2	1	33%	3
ALLIED PHYSICIANS GROUP PLLC		3			3
LAKEVIEW HEALTHCARE SYSTEM LLC			3	100%	3
LEE CONVENIENT CARE AT SUMMERLIN			3	100%	3
CVS MA2297677CV BOSTON		3			3
ARC POINT LABS OF AUSTIN NORTH			3	100%	3
INSPIRA MEDICAL CENTER VINELAND LAB		2	1	33%	3
TAYLOR MANOR		1	2	67%	3
BRIGHAM AND WOMEN'S HOSPITAL			3	100%	3
OPENTRONS PRL		2	1	33%	3
MINUTECLINIC DIAGNOSTIC OF WISCONSIN,		3			3
EXTENDICARE HEALTH & REHAB CENTER		3			3
MEDEXPRESS URGENT CARE, CHAMBERSBURG		2	1	33%	3
TMH PHYSICIAN PARTNERS BLOUNTSTOWN			3	100%	3
ORLANDO REGIONAL HEALTH SERVICES		1	2	67%	3
GYN PATH SERVICES			3	100%	3
Marian Manor, Inc		3			3
FHPG TAMPA PRIMARY CARE			3	100%	3
EAST TENNESSEE CHILDREN'S HOSPITAL		2	1	33%	3
PINELLAS PARK HEALTH CENTER - PINELLAS CHD		1	2	67%	3
PEDIATRICS AND ADOLESCENT MEDICINE		2	1	33%	3
INTERNAL MEDICINE & PEDIATRICS WELLNESS CENTER			2	100%	2
VA CBOC			2	100%	2

COVID-19: testing by laboratory

Data through Feb 19, 2021 verified as of Feb 20, 2021 at 09:25 AM

Data in this report are provisional and subject to change.

The numbers in the table below represent the number of Florida and non-Florida residents for whom test results were received by the Department of Health. A person can be tested by more than one laboratory and can have both positive and negative results. **Therefore, the sum of the numbers in each column will be larger than the total number of people tested.**

Reporting lab	Inconclusive	Negative	Positive	Percent positive	Total
NYU LANGONE HUNTINGTON MEDICAL GROUP		2			2
SANFORD REGIONAL HOSPITAL WORTHINGTON		2			2
PENSACOLA MEDICAL CLINIC LLC			2	100%	2
CEDARS-SINAI MEDICAL CENTER			2	100%	2
BOSTON MEDICAL CENTER			2	100%	2
MEDEXPRESS URGENT CARE - ANDERSON		2			2
WALKONCLINIC			2	100%	2
MONICE DR.			2	100%	2
FLORIDA COMMUNITY HEALTH CENTERS, INC.			2	100%	2
MEDEXPRESS URGENT CARE- ALLISON PARK		1	1	50%	2
CONWAY MEDICAL CENTER			2	100%	2
SANTA ROSA COUNTY HEALTH DEPARTMENT			2	100%	2
OCALA REGIONAL KIDNEY CENTER-WEST			2	100%	2
The Grand Rehabilitation & Nursing Utica		2			2
Kroger 673 - The Little Clinic Dallas		1	1	50%	2
HOUSTON HEALTH DEPARTMENT - BUREAU OF LABORATORY SERVICES			2	100%	2
NEW YORK PSYCHIATRIC INSTITUTE		2			2
USCG ABBOTT BINAXNOW		1	1	50%	2
MARCO ISLAND HOSPITAL INC D/B/A		1	1	50%	2
VA OUTPATIENT PHARMACY			2	100%	2
FIRST PREVENTION AND DIALYSIS CENTER LLC			2	100%	2
ILLINOIS DEPT OF PUBLIC HEALTH LABS			2	100%	2
MEDSTAR HARBOR HOSPITAL			2	100%	2
MEDEXPRESS URGENT CARE FOX CHAPEL		2			2
ADVENTHEALTH MEDICAL GROUP PEDIATRICS AT APOPKA		2			2
GASTROENTEROLOGY ASSOCIATES			2	100%	2
Kroger 130 - The Little Clinic Colorado Springs		2			2
ASHLEY PEDIATRICS			2	100%	2
NEMOURS CHILDREN'S URGEN CARE			2	100%	2
Medilodge of Montrose		2			2
BFT LAB			2	100%	2
MEMORIAL HOSPITAL OF CARBONDALE			2	100%	2
Kroger 328 - The Little Clinic Henderson Road		2			2
MAGNOLIA MANOR OF COLUMBUS		2			2
CVS MINUTE CLINIC DIAGNOSTIC MED GRP		2			2
ASCENSION ST MICHAEL'S HOSPITAL LAB		1	1	50%	2
WILLAMETTE VALLEY TOXICOLOGY LLC		2			2
New Jersey Aim At Smg		2			2
KEY WEST HMA PHYSICIAN MANAGEMENT, LLC			2	100%	2
CVS M08581POCT BLUE SPRINGS		1	1	50%	2
ADVANTA ANALYTICAL LABORATORIES			2	100%	2
AMEDISYS HOME HEALTH OF GREENVILLE			2	100%	2
CORNERSTONE MEDICAL CARE OF BRANDON		2			2
Kroger 020 - The Little Clinic Wheat Ridge		2			2
RAINY LAKE MEDICAL CENTER			2	100%	2
ADVENTHEALTH EAST ORLANDO EMPLOYEE CLINIC		2			2
HOLY TRINITY PHARMACY LLC		2			2

COVID-19: testing by laboratory

Data through Feb 19, 2021 verified as of Feb 20, 2021 at 09:25 AM

Data in this report are provisional and subject to change.

The numbers in the table below represent the number of Florida and non-Florida residents for whom test results were received by the Department of Health. A person can be tested by more than one laboratory and can have both positive and negative results. **Therefore, the sum of the numbers in each column will be larger than the total number of people tested.**

Reporting lab	Inconclusive	Negative	Positive	Percent positive	Total
BAYMEADOWS PRIMARY CARE		2			2
TWELVE OAKS RECOVERY CENTER			2	100%	2
MIDWAY SPECIALTY CARE RX LLC			2	100%	2
ALVERNO CLINICAL LABORATORIES			2	100%	2
METHODIST MANSFIELD MEDICAL CENTER			2	100%	2
STANFORD HEALTH CARE ANATOMIC PATHOLOGY & CLINICAL LAB			2	100%	2
BERNHARDT LABORATORIES INC			2	100%	2
BAYLOR COLLEGE OF MEDICINE			2	100%	2
POINTE AT NEW PORT PLACE,THE		2			2
ALL PEDIATRIC CARE PA			2	100%	2
PALMS OF FT MYERS,THE			2	100%	2
PANCARE HEALTH - FRANKLIN CO			2	100%	2
ROCKWALL URGENT CARE			2	100%	2
KAILOS GENETICS INC			2	100%	2
PRECISION DIAGNOSTIC INC		2			2
AFFORDABLE PRIMARY CARE LLC		2			2
Robert Wood Johnson University Hospital		1	1	50%	2
CSS- TWELVE OAKS			2	100%	2
WISE HEALTH SYSTEM		1	1	50%	2
MINUTECLINIC #2797		2			2
CVS OH5457POCT POWELL		2			2
AMI ST FRANCIS HOSPITAL LABORATORY		1	1	50%	2
SPRINGS MEDICAL LAB		1	1	50%	2
Hartwell Health and Rehabilitation		2			2
Iowa Veterans Home		2			2
CENTRAL FLORIDA PRIMARY CARE			2	100%	2
SHELL POINT HOME HEALTH			2	100%	2
KIVA AT MOUNT DORA			2	100%	2
GALEN BAYLOR EXTENSION		2			2
ADVANCED MEDICAL OF FLORIDA			2	100%	2
PALM BEACH DIABETES & ENDOCRINE SPECIALISTS PA			2	100%	2
SUMMIT URGENT CARE PS			2	100%	2
JORDAN VALLEY MEDICAL CENTER			2	100%	2
INTERNAL MEDICINE ASSOCIATES-DUNELLON			2	100%	2
ST. MARY'S MEDICAL CENTER EVANSVILLE, INC			2	100%	2
MINUTECLINIC DIAGNOSTIC OF PA LLC		2			2
BAY CORRECTIONAL AND REHABILITATION FACILITY			2	100%	2
BD MEDICAL SYSTEMS			2	100%	2
MEDICAL CITY DALLAS HOSPITAL			2	100%	2
RCA LABORATORY SERVICES LLC			2	100%	2
MAJESTIC GUARDIANS			2	100%	2
BROOKSVILLE DIALYSIS			2	100%	2
DEKALB MEDICAL CENTER LABORATORY			2	100%	2
TRUE HEALTH INC			2	100%	2
CVS IN6572POCT INDIANAPOLIS		2			2
SOUTH TAMPA AFTER HOURS CLINIC			2	100%	2
GIGI WOOD DAVIS DO-FAMILY MEDICINE		2			2

COVID-19: testing by laboratory

Data through Feb 19, 2021 verified as of Feb 20, 2021 at 09:25 AM

Data in this report are provisional and subject to change.

The numbers in the table below represent the number of Florida and non-Florida residents for whom test results were received by the Department of Health. A person can be tested by more than one laboratory and can have both positive and negative results. **Therefore, the sum of the numbers in each column will be larger than the total number of people tested.**

Reporting lab	Inconclusive	Negative	Positive	Percent positive	Total
GREEN POINT RX INC DBA ALTRU CHEMISTS		2			2
CLEVELAND CLINIC FLORIDA LABORATORY			2	100%	2
KISSIMMEE VA OUTPATIENT CLINIC		2			2
CVS M08555POCT KANSAS CITY		2			2
FLORIDA MEDICAL CENTER			2	100%	2
Alden Des Plaines			2	100%	2
Kroger 412 - The Little Clinic Oxford		2			2
MEDEXPRESS URGENT CARE - BROOKHAVEN		2			2
QUEST DIAGNOSTICS INCORPORATED			2	100%	2
AMICUS MEDICAL CENTER LLC			2	100%	2
CVS PA10034POCT PITTSBURGH		2			2
MEMORIAL HOSPITAL OF SOUTH BEND			2	100%	2
FLORIDA KEYS PED & ADOLES CTR			2	100%	2
YOUTH AND YOU, INC		2			2
UVA HEALTH SYSTEM MEDICAL LABORATORIES			2	100%	2
NORTH MCALLEN PEDIATRIC CENTER			2	100%	2
INTERCOASTAL FAMILY PRATICE			2	100%	2
BAYSIDE URGENT CARE CENTER INC			2	100%	2
LIFT HEALTH		2			2
GULF COAST IMMEDIATE CARE CENTER		1	1	50%	2
TEXAS HEALTH CARE			2	100%	2
MASSACHUSETTS DEPARTMENT OF HEALTH			2	100%	2
JBSA-SAM HOUSTON			2	100%	2
UNITED MEMORIAL MEDICAL CENTER			2	100%	2
ONE MEDICAL GROUP		1	1	50%	2
SHORE MEDICAL CENTER		2			2
PLASMA MED RESEARCH DBA		2			2
NORTHEAST PEDIATRICS			2	100%	2
CAREWELL JW - WORCESTER LNC			2	100%	2
Manor Care-Kingston Court of York PA, LLC		2			2
Lakeside Oaks Care Center			2	100%	2
BAYCARE OUTREACH LAB			2	100%	2
WALGREENS #13605		2			2
MAYO CLINIC GROUP PRACTICE LABORATORY			2	100%	2
ELMHURST MEMORIAL HOSPITAL			2	100%	2
FL DEPT OF HEALTH MARION COUNTY MOBILE HEALTH UNIT			2	100%	2
Gracemore Nursing and Rehab		2			2
VILLA HEALTH NH LLC			2	100%	2
CVS SC2269POCT COLUMBIA		2			2
SUMMERFIELD RETIREMENT LIVING, INC			2	100%	2
CVS TX4397POCT CYPRESS		2			2
TRUSTBRIDGE			2	100%	2
MINUTE CLINIC DIAGNOSTIC OF VIRGINIA, LLC #1905		2			2
MEDEXPRESS URGENT CARE - OMAHA N 72 ST		2			2
CVS AZ9290POCT PHOENIX		2			2
CVS OH6185POCT PICKERINGTON		2			2
SAFE PMC		2			2

COVID-19: testing by laboratory

Data through Feb 19, 2021 verified as of Feb 20, 2021 at 09:25 AM

Data in this report are provisional and subject to change.

The numbers in the table below represent the number of Florida and non-Florida residents for whom test results were received by the Department of Health. A person can be tested by more than one laboratory and can have both positive and negative results. **Therefore, the sum of the numbers in each column will be larger than the total number of people tested.**

Reporting lab	Inconclusive	Negative	Positive	Percent positive	Total
MOBILE HEALTH LABS LLC			2	100%	2
University Center East			2	100%	2
CARESPOT URGENT CARE		1	1	50%	2
NOVA SOUTHEASTERN UNIVERSITY - STUDENT MEDICAL CTR			2	100%	2
ADVANCED MEDICAL CARE			2	100%	2
BAPTIST HOSPITAL NURSING/PATIENT CARE			2	100%	2
CHAPPEL GROUP RESEARCH, THE		2			2
Kroger 522 - The Little Clinic Gahanna		1	1	50%	2
DOCTORS CARE OF PALM COAST			2	100%	2
MARTHA A PRICE MD PA		1	1	50%	2
COMMUNITY HEALTH CENTERS OF PINELLAS, INC			2	100%	2
CVS PA2688POCT COLLEGEVILLE		2			2
Kroger 745 - The Little Clinic Somerset		2			2
MEASE COUNTRYSIDE HOSPITAL CARDIAC REH			2	100%	2
OSF ST JOSEPH MEDICAL CENTER			2	100%	2
STATE OF FLORIDA			2	100%	2
LONGWOOD FAMILY MEDICINE			2	100%	2
PM PEDIATRICS OF BAYSIDE PLLC - HOPEWELL JUNCTION		2			2
Tidelands Health Rehabilitation Hospital			2	100%	2
MINUTECLINIC, LLC #1452		2			2
Van Wert Manor		2			2
ASPIRUS RIVERVIEW HOSPITAL & CLINICS INC		1	1	50%	2
STARR COUNTY MEMORIAL HOSPITAL			2	100%	2
ACCESS LABORATORIES LLC			2	100%	2
RIVERVIEW MEDICAL CLINIC		2			2
INSPIRE HEALTHCARE CENTER			2	100%	2
Cortland Acres Association		2			2
CREATIVE HEALTH CENTER			2	100%	2
BIONIC TECHNOLOGIES CORPORATION			2	100%	2
CVS IN7653POCT EVANSVILLE		1	1	50%	2
CDK LIBERTY ENTERPRISES, LLC		2			2
SPECTRA LABS		1	1	50%	2
MINUTECLINIC DIAGNOSTIC OF KANSAS PA		2			2
BROOKS -TLC HOSPITAL SYSTEM			2	100%	2
MEDEXPRESS URGENT CARE-SELINGSGROVE		2			2
NASSAU UNIVERSITY MEDICAL CENTER DEPT		1	1	50%	2
CVS CA9606POCT TEMECULA		2			2
SOUTHEAST GEORGIA HEALTH SYSTEM			2	100%	2
STARR CITY OF ROMA COMMUNITY CENTER			2	100%	2
HOME CARE PHARMACY OF PALM COAST INC		2			2
SANIBEL MEDICAL CLINIC			2	100%	2
WOMENS CARE FLORIDA LLC-LABORATORY		2			2
SUNCOAST BLOOD BANK			2	100%	2
UC CORAL GABLES			2	100%	2
UNIVERISTY OF MEMPHIS ATHLETIC TRAINI		2			2
MINUTECLINIC DIAG OF IND LLC #1138		1	1	50%	2
THE HOSPITAL OF PROVIDENCE EMERGENCY ROOM			2	100%	2

COVID-19: testing by laboratory

Data through Feb 19, 2021 verified as of Feb 20, 2021 at 09:25 AM

Data in this report are provisional and subject to change.

The numbers in the table below represent the number of Florida and non-Florida residents for whom test results were received by the Department of Health. A person can be tested by more than one laboratory and can have both positive and negative results. **Therefore, the sum of the numbers in each column will be larger than the total number of people tested.**

Reporting lab	Inconclusive	Negative	Positive	Percent positive	Total
WALGREENS #3811			2	100%	2
WEST COAST PEDIATRICS			2	100%	2
THOMASVILLE REGIONAL MEDICAL CENTER		2			2
BAYLOR SCOTT & WHITE COMPREHENSIVE WOUND			2	100%	2
CRUC CMCH-COVID-19		2			2
ONTARIO COUNTY PUBLIC HEALTH		2			2
First Care Living Center/Essentia Health			2	100%	2
ACKERMAN CANCER CENTER		2			2
MARCO ISLAND MEDICAL CENTER			2	100%	2
UMHC HOLLYWOOD LABORATORY			2	100%	2
DALLAS BAPTIST UNIVERSITY - HEALTH SERVICES			2	100%	2
Jackson Health Care Facility			2	100%	2
RHODE ISLAND DEPARTMENT OF HEALTH LABORATORIES			2	100%	2
EXPRESS CARE OF THE SHOALS		1	1	50%	2
AUSTIN REGIONAL CLINIC MICROBIOLOGY LAB			2	100%	2
VIRGINIA DEPT OF HEALTH OFFICE OF EPIDEMIOLOGY			2	100%	2
BRENTWOOD AT FORE RANCH			2	100%	2
VOLUNTEERS OF AMERICA OF FLORIDA			2	100%	2
PHYSICIANS MEDICAL CENTER		2			2
MINUTECLINIC DIAGNOSTIC OF NEVADA-9586		1	1	50%	2
ACCESS CARE MEDICAL GROUP LLC		2			2
MID - FLORIDA PATHOLOGY LLC		1	1	50%	2
SERENADES BY SONATA		1	1	50%	2
PREVENTIVE HEALTH PARTNERS I L S C		2			2
Great Lakes Health Center			2	100%	2
Kings County Hospital Center			2	100%	2
DALLAS VA MEDICAL CENTER - VA NORTH TEXAS HEALTH CARE SYSTEM			2	100%	2
STARLING AT SAN JOSE			2	100%	2
RRMC CREEKSIDE LAB		2			2
SIMMONS			2	100%	2
ASSOCIATES IN UROGYNECOLOGY MD LLC		2			2
VEIL VALLEY MEDICAL CENTER			2	100%	2
BLACKWATER RIVER			2	100%	2
SENDER RETREAT ADULT DAY CARE CENTERS			2	100%	2
CVS TX7162POCT HOUSTON		2			2
CLEAR LAKE REGIONAL MEDICAL CENTER			2	100%	2
TREASURE COAST URGENT & FAMILY CARE			2	100%	2
AIRPORT CLINIC			2	100%	2
Warren Center for Rehabilitation and Nursing		2			2
OUR LADY OF THE LAKE REGIONAL MEDICAL CENTER			2	100%	2
HAMILTON CHD		2			2
GINKGO-IXLAYER		2			2
WEST DADE PEDIATRICS			2	100%	2
ORLANDO FAMILY PHYSICIANS INC			2	100%	2
VANAYER HEALTHCARE AND REHAB CENTER		2			2
UNIVERSITY OF TEXAS AT EL PASO, THE			2	100%	2
MID AMERICA CLINICAL LABS			2	100%	2

COVID-19: testing by laboratory

Data through Feb 19, 2021 verified as of Feb 20, 2021 at 09:25 AM

Data in this report are provisional and subject to change.

The numbers in the table below represent the number of Florida and non-Florida residents for whom test results were received by the Department of Health. A person can be tested by more than one laboratory and can have both positive and negative results. **Therefore, the sum of the numbers in each column will be larger than the total number of people tested.**

Reporting lab	Inconclusive	Negative	Positive	Percent positive	Total
HCR MANOR CARE SERVICES OF FLORIDA III INC		2			2
POMONA VALLEY COMMUNITY HOSPITAL			2	100%	2
MIDLAND MEMORIAL HOSPITAL			2	100%	2
MEDEXPRESS URGENT CARE - LINCOLN VILLA		2			2
MINUTECLINIC DIAGNOSTIC MEDICAL		2			2
FHPG_EXP CARE PALM HARBOR			2	100%	2
COOK HOSPITAL AND CARE CENTER		1	1	50%	2
Walgreens #10207		2			2
MERCY CONVENIENT CARE			2	100%	2
WASHINGTON STATE DEPARTMENT OF HEALTH PUBLIC HEALTH LABORATORIES			2	100%	2
Kroger 096 - The Little Clinic Orchard and Holly		2			2
CARE CENTERS OF NASSAU LLC MINER ROAD NORTH		2			2
CVS IN6713POCT BLOOMINGTON		2			2
HEALTH & REHAB CTR AT DOLPHINS VIEW, THE			2	100%	2
SWEDISH COVENANT HOSPITAL			2	100%	2
AMERICAN MEDICAL LABORATORIES			2	100%	2
FRESENIUS KIDNEY CARE			2	100%	2
DEPT OF VA MEDICAL CENTER - RICHMOND		1	1	50%	2
Kroger 441 - The Little Clinic Middletown		2			2
ALL4KIDZ PEDIATRICS LLC		2			2
MEDEXPRESS URGENT CARE - SOUTH CHARLESTON		2			2
DELAWARE DIAGNOSTICS LABS			2	100%	2
DASCENA LABORATORY			2	100%	2
DALLAS MEDICAL CENTER			2	100%	2
MIDDLE TENN MENTAL HEALTH INSTITUTE		2			2
Walgreens #5984		2			2
MINUTE CLINIC DIAGNOSTIC OF VIRGINIA, LLC #7543		2			2
CVS OH4301POCT NORTHFIELD		2			2
FLORIDA SCHOOL FOR THE DEAF & BLIND			2	100%	2
JEFFERSON WASHINGTON TOWNSHIP HOSPITAL		2			2
OAKMONT WEST- GREENVILLE SC		2			2
CARE ATC SUN HYDRAULICS TALLAVAST			2	100%	2
ST LUKES HOSPITAL			2	100%	2
URGENT CARE AND SURGERY CENTER			2	100%	2
Heartland Healthcare Center Boca Raton			2	100%	2
MEDEXPRESS URGENT CARE- COLUMBIA HEIGH		2			2
MINUTECLINIC, LLC #07852		2			2
OLEAN GENERAL HOSPITAL		2			2
CPL LABS			2	100%	2
A+ URGENT/PRIMARY CARE			2	100%	2
CARTER BLOOD CARE			2	100%	2
SUNSHINE PHARMACY		2			2
BROOKDALE ALTAMONTE SPRINGS			2	100%	2
MINUTECLINIC, LLC #05891		1	1	50%	2
WILSON MEMORIAL HOSPITAL			2	100%	2
MEMORIAL HERMANN			2	100%	2
MEDICAL CENTER LABORATORY			2	100%	2

COVID-19: testing by laboratory

Data through Feb 19, 2021 verified as of Feb 20, 2021 at 09:25 AM

Data in this report are provisional and subject to change.

The numbers in the table below represent the number of Florida and non-Florida residents for whom test results were received by the Department of Health. A person can be tested by more than one laboratory and can have both positive and negative results. **Therefore, the sum of the numbers in each column will be larger than the total number of people tested.**

Reporting lab	Inconclusive	Negative	Positive	Percent positive	Total
Kroger 125 - The Little Clinic Castle Rock		2			2
ATLAS GENOMICS			2	100%	2
MINUTECLINIC DIAGNOSTICS OF IND LLC		1	1	50%	2
CVS MD1881POCT DUNKIRK		2			2
BLUEWATER TOXICOLOGY			2	100%	2
MEDEXPRESS URGENT CARE, HERMITAGE		1	1	50%	2
WISCONSIN STATE LABORATORY OF HYGIENE		1	1	50%	2
PRECISION CLINICAL RESEARCH			2	100%	2
ADVENTIST HINSDALE HOSPITAL LABORATORY			2	100%	2
LIFETIME FAMILY URGENT CARE			2	100%	2
TEXAS REGIONAL ASTHMA & ALLERGY CENTER			2	100%	2
ORLANDO HEALTH PHYSICIAN GROUP			2	100%	2
BOND COMMUNITY HEALTH CENTER			2	100%	2
ADVENTHEALTH IMAGING PARTIN SETTLEMENT			2	100%	2
FLORIDA DEPARTMENT OF HEALTH PINELLAS COUNTY-			2	100%	2
GRAND VILLA OF DELRAY EAST		2			2
CENTRAL ARKANSAS VETERANS HEALTHCARE SYSTEM - VETERANS AFFAIRS			2	100%	2
PATIENT FIRST MEDICAL CENTER-CARYTOWN			2	100%	2
Sears Coastal Nursing and Rehab		2			2
CITRUS PARK			2	100%	2
Kroger 687 - The Little Clinic Sugar Hill		1	1	50%	2
PROVIDENCE LABORATORY SERVICES		2			2
CHESTERFIELD HEALTHCARE GROUP, INC		2			2
CVS MINUTE CLINIC DIAGNOSTIC OF TN #3293		2			2
TGH Brandon Healthplex Laboratory			2	100%	2
JRS LABORATORY			2	100%	2
BRANDYWYNE HEALTH CARE CENTER			2	100%	2
Huntington Health Care and Rehabilitation Center		2			2
COVANCE			2	100%	2
ARLINGTON DIALYSIS CENTER LLC		2			2
LABCORP OF AMERICA HOLDINGS		1	1	50%	2
UW HOSPITAL AND CLINICS		1	1	50%	2
MINUTECLINIC, DIAGNOSTIC OF TEXAS, LLC		2			2
CVS KY4779POCT LOUISVILLE		2			2
DOCTOR'S IN-HOUSE LAB/COMMUNITY HEALTH CENTERS OF PINELLAS - JOHNNIE R			2	100%	2
UT PATH			2	100%	2
CONCENTRA - PLANT CITY		2			2
PM PEDIATRICS OF SELDEN, PLLC		2			2
PROSPECT URGENT CARE			2	100%	2
UNIVERSITY OF MARYLAND MEDICAL CENTER			2	100%	2
SOUTH BEND MEDICAL FOUNDATION			2	100%	2
LEGACY LABORATORY SERVICES			2	100%	2
NYUMC CLINICAL LABORATORIES			2	100%	2
MEDICAL CENTER OF CENTRAL GEORGIA			2	100%	2
NORTH DAKOTA VETERANS HOME		2			2
LAKE MARY PEDIATRICS			2	100%	2
MINUTECLINIC, LLC, DBA MINUTECLINIC #4		2			2

COVID-19: testing by laboratory

Data through Feb 19, 2021 verified as of Feb 20, 2021 at 09:25 AM

Data in this report are provisional and subject to change.

The numbers in the table below represent the number of Florida and non-Florida residents for whom test results were received by the Department of Health. A person can be tested by more than one laboratory and can have both positive and negative results. **Therefore, the sum of the numbers in each column will be larger than the total number of people tested.**

Reporting lab	Inconclusive	Negative	Positive	Percent positive	Total
MINUTECLINIC DIAGNOSTIC OF NORTH CARO		2			2
SACRED HEART HOSPITAL ON THE EMERALD			2	100%	2
AUGUSTA HEALTH SKILLED CARE			2	100%	2
MC DIAGNOSTIC OF CONNECTICUT, PC #252		1	1	50%	2
CONCENTRA - ORLANDO SOUTH II		2			2
EASTLAKE MEDICAL CENTER		2			2
Timber Ridge Health Care Center			2	100%	2
NAPHCARE INC		2			2
OPP HEALTH AND REHABILITATION		2			2
GOLDMAN SACHS HEALTH CENTER		2			2
MEDEXPRESS URGENT CARE-MT PLEASANT		1	1	50%	2
Hackensack Univ Medical Center At Pasc		1	1	50%	2
DR. G'S URGENT CARE			2	100%	2
CVS PA1657POCT YORK		1	1	50%	2
IVY ROSEN MD PLLC		2			2
LEE MEMORIAL HEALTH SYSTEM D/B/A			2	100%	2
MINUTECLINIC DIAGNOSTIC OF TEXAS, LLC #7435		2			2
AGILE URGENT CARE			2	100%	2
PHYSICIANS LABORATORY SERVICES			2	100%	2
GERM BUSTERS 911 LLC			2	100%	2
MEMORIAL HERMANN HOSPITAL			2	100%	2
WALGREENS #10972	1	1			2
PEDIATRIC HEALTH CARE		1	1	50%	2
SUNCREST OMNI		2			2
PEACE RIVER MEDICAL CENTER		2			2
CHARLOTTE COUNTY HEALTH DEPARTMENT			2	100%	2
PARKLAND HEALTH & HOSPITAL			2	100%	2
Holiday Retirement Home			2	100%	2
MARQUESA MEDICAL		2			2
CATHOLIC HEALTH LABORATORY SERVICES		2			2
Lake Charles Healthcare LLC dba Landmark Lake Charles			2	100%	2
SUNNYSIDE MANOR		2			2
WELLMED AT FORT PIERCE		1	1	50%	2
INTEAM HEALTH, INC.			2	100%	2
NEIGHBORCARE PHARMACY SERVICES		2			2
PALOS COMMUNITY HOSPITAL LABORATORY			2	100%	2
SEASIDE MANOR			2	100%	2
SPECIALTY LABORATORIES			2	100%	2
ADVENTHEALTH MEDICAL GROUP INTERNAL MEDICINE AT			2	100%	2
CVS IN6559POCT AVON		2			2
PICHARDO CLINIC, THE			2	100%	2
GOLDSTEIN			2	100%	2
MINUTECLINIC DIAGNOSTIC, PA #10252		2			2
DNA DIAGNOSTICS CENTER		2			2
GULF COAST REGIONAL MEDICAL CARE		2			2
JOHN KNOX MANOR INC II		1	1	50%	2
CROSSROADS URGENT CARE DBA URGENT TEA		2			2

COVID-19: testing by laboratory

Data through Feb 19, 2021 verified as of Feb 20, 2021 at 09:25 AM

Data in this report are provisional and subject to change.

The numbers in the table below represent the number of Florida and non-Florida residents for whom test results were received by the Department of Health. A person can be tested by more than one laboratory and can have both positive and negative results. **Therefore, the sum of the numbers in each column will be larger than the total number of people tested.**

Reporting lab	Inconclusive	Negative	Positive	Percent positive	Total
STAGES OF LIFE MEDICAL INSTITUTE			2	100%	2
EXPRESSCARE URGENT CARE CENTER			2	100%	2
HERNANDO CHILDREN'S			2	100%	2
OCALA REGIONAL KIDNEY CENTER EAST			2	100%	2
TULANE MEDICAL CENTER			2	100%	2
MEDEXPRESS URGENT CARE-WILKINS TOWNSHIP, WILLIAM PENN HIGHWAY		2			2
NORTHSIDE FAMILY MEDICINE AND URGENT CARE (EAST COBB)		2			2
HAMILTON COUNTY HEALTH DEPARTMENT		2			2
MOUNT SINAI AVENTURA DIAGNOSTIC CENTER			2	100%	2
MIAMI DADE MEDICAL RESEARCH INSTITUTE			2	100%	2
MAINE CENTER FOR DISEASE CONTROL AND PREVENTION			2	100%	2
AdventHealth Care Center Orlando North			2	100%	2
SYNEOS HEALTH			2	100%	2
TRINITY DIALYSIS			2	100%	2
NEMOURS CHILDREN'S URGENT CARE LAKE NONA			2	100%	2
DAYTON CHILDRENS HOSPITAL LAB			2	100%	2
CVS MD1515POCT LEONARDTOWN		1	1	50%	2
BIOHEALTH MEDICAL LAB INC			2	100%	2
RAPID URGENT CARE - ALBANY			2	100%	2
BIRMINGHAM INTERNAL MEDICINE ASSOCIATE		1	1	50%	2
BAYCARE LABORATORIES			2	100%	2
LABRADOR PRIMARY CARE CENTER			2	100%	2
WEST FLORIDA MEDICAL ASSOCIATES, PA			2	100%	2
Iron County Medical Care Facility		2			2
BERGEN COUNTY SURGICAL AND ENDOSCOPY CENTER		2			2
CVS M08556POCT KANSAS CITY		2			2
HEARTLAND HOME HEALTH CARE		2			2
PINELLAS CHD - CLEARWATER		1	1	50%	2
MINIUTECLINIC DIAG OF IND, LLC #6553		2			2
BROOKDALE PALM BEACH GARDENS			2	100%	2
CLINICA HISPANIA			2	100%	2
STUART SURGERY CENTER, LLC			2	100%	2
BRITO MEDICAL CENTER			2	100%	2
NEW YORK STATE DEPARTMENT OF HEALTH		1	1	50%	2
Walgreens #12427		1	1	50%	2
RIVER CITY MEDICAL ASSOCIATES, INC			2	100%	2
CVS TN7144POCT BARTLETT		2			2
LRHS Florida Poly Tech		2			2
FEDERAL CORRECTIONAL INSTITUTION MARIANNA			2	100%	2
LEXINGTON PLACE			2	100%	2
CVS PA5241POCT CHALFONT		2			2
U OF MIAMI MILLER SCHOOL OF MEDICINE			2	100%	2
GRACE HEALTHCARE OF LAKE WALES		1	1	50%	2
UNIVERSITY OF MIAMI SCCC RESEARCH LABORATORY			2	100%	2
BENEVA LAKES ASSISTED LIVING CENTER			2	100%	2
CVS HEALTH, #1994		1	1	50%	2
AZALEA HEALTH AND REHABILITATION		2			2

COVID-19: testing by laboratory

Data through Feb 19, 2021 verified as of Feb 20, 2021 at 09:25 AM

Data in this report are provisional and subject to change.

The numbers in the table below represent the number of Florida and non-Florida residents for whom test results were received by the Department of Health. A person can be tested by more than one laboratory and can have both positive and negative results. **Therefore, the sum of the numbers in each column will be larger than the total number of people tested.**

Reporting lab	Inconclusive	Negative	Positive	Percent positive	Total
TENNESSEE VALLEY HCS			2	100%	2
DEER'S HEAD CENTER		2			2
MURFREESBORO MEDICAL CLINIC		2			2
REGIONAL MEDICAL CENTER BAYONET POINT			2	100%	2
MCLAREN REGIONAL MEDICAL CENTER			2	100%	2
MEDLOGIC, LLC		2			2
INTEGRATED REGIONAL LABS			2	100%	2
SOUTHEASTERN INSTITUTE OF RESTORATIVE MEDICINE		1	1	50%	2
NEMOURS CHILDRENS PRIMARY CARE			2	100%	2
PALM MEDICAL CENTER - PLANT CITY		2			2
TALLAHASSEE MEMORIAL HEALTHCARE FAMILY MED RESIDENCY			2	100%	2
MINUTECLINIC 7196		2			2
ADVOCATE SHERMAN HOSPITAL			2	100%	2
MINUTECLINIC DIAGNOSTIC OF OHIO #6192		2			2
TENNESSEE DEPARTMENT OF HEALTH (TDH) - REGIONAL LABORATORY			2	100%	2
THE WINDSOR ORTEGA		2			2
CVS SC7567POCT BOILING SPRINGS		1	1	50%	2
RICHICHI FAMILY HEALTH			2	100%	2
EMERALD TRACE		2			2
REELFOOT FAMILY WALK IN CLINIC - TIPT		2			2
GEISINGER MEDICAL CENTER		2			2
TMH EC NORTHEAST LABORATORY			2	100%	2
JOHNSON CITY MEDICAL CENTER		1	1	50%	2
NIBHA MEDIRATTA MD PL			2	100%	2
UNIVERSITY HOSPITAL OF BROOKLYN		2			2
BAPTIST HEALTH LEXINGTON			2	100%	2
LEE MEMORIAL HOSPITAL BLOOD GAS LAB			2	100%	2
APALACHEE CENTER INC		2			2
CVS MO4850POCT SPRINGFIELD		2			2
NAVAL BRANCH MEDICAL CLINIC			2	100%	2
Parkridge Specialty Care		2			2
CLEARWATER PAIN MANAGEMENT ASSOCIATES			2	100%	2
MEDEXPRESS URGENT CARE-BLOOMFIELD AVEN		2			2
SOUTHSIDE FAMILY MEDICAL		2			2
NORTON IMMEDIATE CARE CENTER - PRESTON			2	100%	2
ORLANDO LUTHERAN TOWERS		1	1	50%	2
CVS SC2497POCT LEXINGTON		2			2
MEDEXPRESS URGENT CARE - FORT SMITH		2			2
CENTRAL FLORIDA FAMILY HEALTH CENTER		2			2
MANATEE MEMORIAL HOSPITAL CLINICAL LABORATORY			2	100%	2
CLINICAL CARE ASSOCIATES			2	100%	2
SPECTRUM HEALTH			2	100%	2
MEDEXPRESS URGENT CARE - ROSS TOWNSHIP		2			2
QUEST DIAGNOSTICS CLINICAL LABORATORIES INC		2			2
RIGHT AT HOME			2	100%	2
IN AND OUT URGENT CARE			2	100%	2
LEGACY ER & URGENT CARE - FRISCO WEST			2	100%	2

COVID-19: testing by laboratory

Data through Feb 19, 2021 verified as of Feb 20, 2021 at 09:25 AM

Data in this report are provisional and subject to change.

The numbers in the table below represent the number of Florida and non-Florida residents for whom test results were received by the Department of Health. A person can be tested by more than one laboratory and can have both positive and negative results. **Therefore, the sum of the numbers in each column will be larger than the total number of people tested.**

Reporting lab	Inconclusive	Negative	Positive	Percent positive	Total
MINUTECLINIC DIAGNOSTIC PA #7110		2			2
HANOVER ENDOSCOPY CENTER		2			2
ManorCare Rehab Center of Marietta		2			2
NYU WINTHROP LABORATORY		2			2
CONEMAUGH MEMORIAL MEDICAL CENTER		2			2
IN & OUT URGENT CARE METAIRIE			2	100%	2
RDX BIOSCIENCE INC			2	100%	2
Avanti Wellness and Rehab			2	100%	2
Manorcare Health Services West Reading North		2			2
VALLEY MEDICAL LABORATORY			2	100%	2
MEDEXPRESS URGENT CARE - LEDGEWOOD		2			2
FLORIDA MEDICAL CENTER OF CLEARWATER		2			2
Robert Cranfield			2	100%	2
FLAGLER PROFESSIONAL HEALTH CAE SERVICES INC		2			2
PANCARE HEALTH - SNEADS ELEMENTARY			2	100%	2
MINUTECLINIC DIAGNOSTIC OF OHIO #4401		2			2
87TH MEDICAL GROUP - MCGUIRE AMBULATORY CARE FACILITY		2			2
MEDEXPRESS URGENT CARE - MYLAN			2	100%	2
MINUTECLINIC DIAG OF IND, LLC #6908		2			2
ST. ELIZABETH HEALTHCARE			2	100%	2
WELL HEALTH LABS			2	100%	2
NORTHWELL HEALTH			2	100%	2
Birchaven		2			2
MEDEXPRESS URGENT CARE - JEANNETTE		2			2
BELLIN HOSPITAL			2	100%	2
ASANTE ROGUE REGIONAL MEDICAL CENTER L		2			2
NAVAL MEDICAL CENTER			2	100%	2
COOPER CLINIC			2	100%	2
SYLVAN NURSING			2	100%	2
PREMIER MEDICAL CENTER LLC		2			2
MEMORIAL HERMANN CONSOLIDATED LABORATORY SERVICES			2	100%	2
CVS IL8753POCT CHICAGO		2			2
LAKE BALDWIN			2	100%	2
Piney Grove Nursing and Rehabilitation Center		2			2
MEDEXPRESS - WILMINGTON KIRKWOOD HIGHWAY		2			2
DELRAY BEACH HEALTH DEPT LAB			2	100%	2
US LABS		2			2
HEALTH AND WELLNESS URGENT CARE LLC			2	100%	2
CVS IL1170POCT JOLIET		2			2
LACORP		1	1	50%	2
OELWEIN HEALTH CARE CENTER		2			2
HOME ACCESS HEALTH			2	100%	2
REGIONS HOSPITAL LABORATORY			2	100%	2
MAIN STREET MEDICAL CENTERS		2			2
MINUTECLINIC, LLC (CLINIC 10928)		2			2
FALCON HEALTH CENTER			2	100%	2
LOWELL GENERAL HOSPITAL			2	100%	2

COVID-19: testing by laboratory

Data through Feb 19, 2021 verified as of Feb 20, 2021 at 09:25 AM

Data in this report are provisional and subject to change.

The numbers in the table below represent the number of Florida and non-Florida residents for whom test results were received by the Department of Health. A person can be tested by more than one laboratory and can have both positive and negative results. **Therefore, the sum of the numbers in each column will be larger than the total number of people tested.**

Reporting lab	Inconclusive	Negative	Positive	Percent positive	Total
Providence of Sparta Health and Rehabilitation		2			2
WEAKLEY COUNTY REHAB AND NURSING CENTER		2			2
MATHER HOSPITAL			2	100%	2
ASCENSION ST VINCENT'S RIVERSIDE			2	100%	2
TRINITAS REGIONAL MEDICAL CENTER		1	1	50%	2
ORMOND BEACH URGENT CARE			2	100%	2
DASCENA LAB			2	100%	2
GENESIS FAMILY PRACTICE			2	100%	2
JUST BELIEVE RECOVERY CENTER			2	100%	2
HEALTH PARTNERS REGIONAL HOSPITAL			2	100%	2
Walgreens #9278		2			2
NEW BRIDGE MEDICAL CENTER		2			2
PALMETTO FAMILY HEALTH CENTER			2	100%	2
RAPID MEDLAB (004MO)		2			2
441 URGENT CARE-MULBERRY			2	100%	2
CVS NV2928POCT LAS VEGAS		2			2
SARASOTA IMMEDIATE CARE			2	100%	2
DIVERSE MEDICAL CARE LLC			2	100%	2
POMERENE HOSPITAL			2	100%	2
SMITH NORTHVIEW HOSPITAL LAB			2	100%	2
Alden Terrace of McHenry			2	100%	2
UK HEALTHCARE			2	100%	2
CERTIVIA LABORATORIES			2	100%	2
Kroger 186 - The Little Clinic Holiday Manor		1	1	50%	2
FKC AMELIA ISLAND DIALYSIS			2	100%	2
NEBRASKA MEDICAL CENTER			2	100%	2
320 S TRANSIT ST		2			2
UT AUSTIN UNIVERSITY HEALTH SERVICES			2	100%	2
HEALTH EXPRESS URGENT CARE			2	100%	2
EASTSIDE SPORTS COMPLEX			2	100%	2
PUBLIC HEALTH LABORATORY	1		1	50%	2
CVS MA447POCT NORTHAMPTON		2			2
Kroger 127 - The Little Clinic Lakewood-Alameda		2			2
CVS MO5724POCT KANSAS CITY		2			2
NORTH MANATEE HEALTH CARE CENTER			2	100%	2
DUKE HEALTH REGIONAL HOSPITAL			2	100%	2
SIGNATURE CARE LEWISVILLE-EMERGENCY CENTER		1	1	50%	2
ADVENT HEALTH CENTRAL TEXAS		1	1	50%	2
EDGEWATER RETIREMENT MANOR			2	100%	2
CVS MO10151POCT SPRINGFIELD		1	1	50%	2
MANASOTA PEDIATRICS			2	100%	2
VAULT HEALTH			2	100%	2
MARTIN MEDICAL CENTER INC		1	1	50%	2
FLORIDA MEDICAL CLINIC RADIOLOGY DALE MABRY		2			2
WESTMINSTER SUNCOAST			2	100%	2
UWMC MONTLAKE DEPT OF LAB MED			2	100%	2
MERCY HEALTH LAB		1	1	50%	2

COVID-19: testing by laboratory

Data through Feb 19, 2021 verified as of Feb 20, 2021 at 09:25 AM

Data in this report are provisional and subject to change.

The numbers in the table below represent the number of Florida and non-Florida residents for whom test results were received by the Department of Health. A person can be tested by more than one laboratory and can have both positive and negative results. **Therefore, the sum of the numbers in each column will be larger than the total number of people tested.**

Reporting lab	Inconclusive	Negative	Positive	Percent positive	Total
PEACEHEALTH CENTRAL		2			2
BLACK STALLION WALK IN AND EXERCISE CLINICS LLC		1	1	50%	2
ST. JOSEPH REGIONAL MEDICAL CENTER			2	100%	2
BAPTIST HOSPITAL OF MIAMI MCI BROWARD LABORATORY			2	100%	2
MANSFIELD MEDICAL LODGE			2	100%	2
MIDDLEBURG PEDIATRICS			2	100%	2
Kroger 571 - The Little Clinic Hendersonville		1	1	50%	2
MAWD PATHOLOGY GROUP			2	100%	2
SOUTHEAST GEORGIA HEALTH SYSTEM, INC D		2			2
Garden Isle Healthcare and Rehabilitation Center		2			2
WARE EXPRESS CARE			2	100%	2
BAYSTATE MEDICAL CENTER		1	1	50%	2
MEDEXPRESS URGENT CARE - CEDAR KNOLLS		2			2
WHOLE CHILD PEDIATRICS			2	100%	2
EAST NAPLES PEDIATRICS			2	100%	2
NORTH COUNTRY FAMILY HEALTH CENTER INC		2			2
NEWTON MEMORIAL HOSPITAL		2			2
MINUTE CLINIC DIAGNOSTIC OF VIRGINIA, LLC #6292		2			2
SARASOTA MEMORIAL MEDICAL URGENT CARE CENTER			2	100%	2
CVS PA7611POCT ALLISON PARK		2			2
MINUTECLINIC DIAGNOSTIC OF SC, LLC #4		2			2
EXPRESS CARE WALK-IN CLINIC			2	100%	2
LAKEVIEW HEALTH CARE SYSTEM LLC			2	100%	2
ADVENTHEALTH IMAGING LAKE NONA			2	100%	2
GOLISANO PEDIATRICS PORT CHARLOTTE HARBOR		2			2
Delaware Court Healthcare Center		2			2
THE EDGEWATER AND WATERMAN VILLAGE			2	100%	2
CVS NJ862POCT MARLBORO		2			2
CHEROKEE COUNTY HEALTH AND REHAB CENTER		2			2
GULF COAST MEDICAL CENTER RESPIRATORY CARE			2	100%	2
SOUTHERN SURGICAL ARTS		2			2
UNIVERSITY HEALTH SERVICES RIVER CAMPUS		2			2
STOP URGENT CARE			2	100%	2
WE CARE HOME HEALTH SOLUTIONS LLC			2	100%	2
MISSION HOSPITAL REGIONAL MEDICAL CENTER			2	100%	2
CALIFORNIA DIVISION OF COMMUNICABLE DISEASE CONTROL			2	100%	2
FHCP ASC - ORANGE CITY			2	100%	2
DESERT HOSPITAL/CPHU CLINICAL LABORATORY			2	100%	2
SPRINGFIELD HOSPITAL LABORATORY			2	100%	2
CHILDREN'S MEDICAL CENTER-EAST ORLANDO			2	100%	2
DEPT OF HEALTH			2	100%	2
Georgiana Health and Rehabilitation, LLC		2			2
NLC LABS			2	100%	2
HEALTH FIRST MEDICAL GROUP			2	100%	2
DAVENPORT PEDIATRICS CLERMONT PA		1	1	50%	2
Elba Nursing and Rehabilitation Center, LLC		2			2
SIGNAL DIAGNOSTICS DBA FLOWHEALTH LABS			2	100%	2

COVID-19: testing by laboratory

Data through Feb 19, 2021 verified as of Feb 20, 2021 at 09:25 AM

Data in this report are provisional and subject to change.

The numbers in the table below represent the number of Florida and non-Florida residents for whom test results were received by the Department of Health. A person can be tested by more than one laboratory and can have both positive and negative results. **Therefore, the sum of the numbers in each column will be larger than the total number of people tested.**

Reporting lab	Inconclusive	Negative	Positive	Percent positive	Total
SPRINGHILL SENIOR RESIDENCE		2			2
MINUTECLINIC, LLC #4507		2			2
MEDEXPRESS URGENT CARE - LINCOLN N 26T		2			2
EXCEPTIONAL EMERGENCY CENTER - AMARILLO			2	100%	2
MINUTECLINIC MINUTECLINIC #4978		1	1	50%	2
UNIVERSITY COMMUNITY HEALTH SERVICES		1	1	50%	2
ROCKEFELLER UNIVERSITY CLINICAL GENOMICS LABORATOR		2			2
SOUTHERN BREEZE HEALTHCARE		1	1	50%	2
DOCTOR 4 U CLINIC			2	100%	2
LAWRENCE GENERAL HOSPITAL			2	100%	2
CARE NOW DENTON			2	100%	2
NEW GEN LABS			2	100%	2
MINUTECLINIC DIAGNOSTIC OF OHIO #6139		2			2
HAWAII DEPARTMENT OF HEALTH			2	100%	2
MEDEXPRESS URGENT CARE - SPRINGFIELD, COOLEY ST		2			2
CVS SC7334POCT LEXINGTON		2			2
APPLECARE VALDOSTA			2	100%	2
Kroger 853 - The Little Clinic East Broad Street		2			2
BIOMAT USA			2	100%	2
Greystone Nursing and Rehab, LLC			2	100%	2
WALGREENS #05477		2			2
CVS TX5877POCT PEARLAND		2			2
CVS PA1379POCT LANSDALE		2			2
STEWART ST ELIZABETH MEDICAL CENTER			2	100%	2
MD NOW URGENT CARE MEDICAL CENTERS INC			2	100%	2
KETAMINE HEALTH CENTERS AT BONITA SPRINGS, LLC		2			2
UF KANAPAHA LAB BEAKER		2			2
CHRISTUS SPOHN HOSPITAL			2	100%	2
MINUTECLINIC DIAGNOSTIC OF VIRGINIA, LLC #1416		2			2
PTC LABORATORIES			2	100%	2
MEDAILLE COLLEGE WELLNESS CENTER		2			2
ACCESS MEDICAL GROUP OF FLORIDA CITY			2	100%	2
MEDEXPRESS URGENT CARE - SPRINGDALE, S 40TH STREET		2			2
FLORIDA MEDICAL CLINIC CARDIOLOGY-ZH			2	100%	2
CVS MD4371POCT OCEAN CITY		2			2
VETERANS AFFAIRS MEDICAL CENTER - GREATER LOS ANGELES			2	100%	2
JACKSON LABORATORY OF GENOMIC MEDICINE		2			2
Kroger 647 - The Little Clinic Newnan Crossings		1	1	50%	2
MONROE URGENT CARE		2			2
MIDWAY PRIMARY CARE LLC		2			2
CQUENTIA NGS, LLC			2	100%	2
FAMILY CARE SPECIALISTS OF ORLANDO			2	100%	2
VALLEY BAPTIST MEDICAL CENTER: BROWNSVILLE			2	100%	2
MEDEXPRESS URGENT CARE - BRIDGEVILLE		2			2
MEDEXPRESS URGENT CARE - WEXFORD		2			2
CARE 365			2	100%	2
APC PEDIATRICS			2	100%	2

COVID-19: testing by laboratory

Data through Feb 19, 2021 verified as of Feb 20, 2021 at 09:25 AM

Data in this report are provisional and subject to change.

The numbers in the table below represent the number of Florida and non-Florida residents for whom test results were received by the Department of Health. A person can be tested by more than one laboratory and can have both positive and negative results. **Therefore, the sum of the numbers in each column will be larger than the total number of people tested.**

Reporting lab	Inconclusive	Negative	Positive	Percent positive	Total
CLARA MAASS TRANSITIONAL CARE UNIT		2			2
NEW YORK CITY CENTRAL COVID			2	100%	2
CIGNA GATEWAY			2	100%	2
TRICORE REFERENCE LABORATORY		1	1	50%	2
Stillwater Healthcare		2			2
OAKBRIDGE TERRACE AT SAE			2	100%	2
MEDEXPRESS URGEN CARE - EAST BRUNSWICK		2			2
ST JOHN'S RIVERSIDE HOSPITAL		2			2
COASTAL MEDICAL LAB			2	100%	2
Good Samaritan Society-Blackduck		1	1	50%	2
PruittHealth Lakehaven		2			2
LAB CORP OF AMER SAN DIEGO			2	100%	2
Workmens Circle Multicare Center		2			2
Bedford Care Center of Hattiesburg		2			2
SCIENTIFIC LABORATORY COMPANY		2			2
CHNJ		2			2
CVS NJ837POCT MARLTON		2			2
EXPEDIAN URGENT CARE			2	100%	2
AFC PHYSICIANS OF FLORIDA, PA			2	100%	2
CVS IL3163POCT OAK PARK		2			2
MD ANDERSON CANCER CENTER DI BAY AREA			2	100%	2
FLORIDA DEPARTMENT OF HEALTH IN ESCAMBIA COUNTY		1	1	50%	2
STATCARE URGENT AND WALK-IN			2	100%	2
MINUTECLINIC DIAG OF IND, LLC #5369		1	1	50%	2
MINUTECLINIC #1773		2			2
BEAUFORT MEMORIAL			2	100%	2
ACM MEDICAL LABORATORY ALLIANCE			2	100%	2
CLEVELAND CLINIC IMAGING			2	100%	2
DMC UNIVERSITY LABORATORIES		1	1	50%	2
Kroger 448 - The Little Clinic Mason		2			2
MADISON HOSPITAL LABORATORY			2	100%	2
MINUTE CLINIC DIAGNOSTIC OF KANSAS PA		2			2
THE CLUB AT BOYNTON BEACH, LLC			2	100%	2
THE FOUNTAIN AT BOCA CIEGA BAY		2			2
COMMUNITY HEALTH CENTERS INC			2	100%	2
FULGENT GENETICS HOUSTON		2			2
OSF SAINT FRANCIS MEDICAL CENTER			2	100%	2
ROPER HOSPITAL			2	100%	2
PALM CITY NURSING AND REHAB CENTER			2	100%	2
CVS PA2582POCT SPRINGFIELD		2			2
BMC/JACSONVILLE		1	1	50%	2
NIAGARA APOTHECARY INC		2			2
POINT OF CARE PRIVATE HEALTH MANAGEMENT			2	100%	2
UNIVERSTIY OF ILLINOIS HOSPITAL			2	100%	2
DRR JMC URGENT CARE DONALD ROSS			2	100%	2
Good Samaritan Society Waukon		2			2
POPLAR HEALTHCARE			2	100%	2

COVID-19: testing by laboratory

Data through Feb 19, 2021 verified as of Feb 20, 2021 at 09:25 AM

Data in this report are provisional and subject to change.

The numbers in the table below represent the number of Florida and non-Florida residents for whom test results were received by the Department of Health. A person can be tested by more than one laboratory and can have both positive and negative results. **Therefore, the sum of the numbers in each column will be larger than the total number of people tested.**

Reporting lab	Inconclusive	Negative	Positive	Percent positive	Total
BAPTIST HEALTHCARE - LAKEVIEW CENTER INC		2			2
CARENOW LENEXA			2	100%	2
PINARD HOME HEALTH SERVICES INC			2	100%	2
ACN PHYSICIANS GROUP CORP			2	100%	2
BAYSHORE MEDICAL CENTER			2	100%	2
AFTER HOURS PEDS			2	100%	2
CVS OH6149POCT UPPER ARLINGTON		1	1	50%	2
STUDENT HEALTH SERVICES			2	100%	2
HOLY FAMILY MEDICAL CENTER		1	1	50%	2
SOUTH DAKOTA DEPARTMENT OF HEALTH		2			2
MID-FLORIDA HEMATOLOGY AND ONCOLOGY CENTERS		2			2
FLORIDA DEPARTMENT OF HEALTH IN LEE COUNTY		1	1	50%	2
FLORIDA DEPARTMENT OF HEALTH IN ALACHUA COUNTY -			2	100%	2
CVS IL7017POCT BLOOMINGTON		2			2
TAMPA INTERNATIONAL AIRPORT			2	100%	2
University Plaza Rehabilitation and Nursing			2	100%	2
THE RIM URGENT CARE			2	100%	2
UTMB PATHOLOGY CLINICAL SERVICES LABORATORY			2	100%	2
LIFESPRING COMMUNITY HEALTH		2			2
LINIL VISITING NURSES, INC		2			2
FLORIDA DEPARTMENT OF HEALTH (FDOH)			2	100%	2
HARRINGTON PARK HEALTH AND REHAB		2			2
HUMILITY OF MARY HEALTH PARTNERS			2	100%	2
BOSTON PUBLIC HEALTH COMMISSION			2	100%	2
CITY OF NEW YORK DEPARTMENT OF HEALTH			2	100%	2
ANDERSON COUNTY HOSPITAL			2	100%	2
WHITESANDS OUTPATIENT TREATMENT		2			2
LEGACY ER AND URGENT CARE			2	100%	2
MEDICAL ASSOCIATES OF BREVARD DR S VYAS			2	100%	2
MINUTECLINIC DIAGNOSTIC OF OHIO #6147		1	1	50%	2
INSPIRIT SENIOR LIVING			2	100%	2
Cedar Valley Nursing & Rehab Center		2			2
LEHIGH MEDICAL AND RESEARCH CENTER, INC			2	100%	2
MID-FLORIDA PATHOLOGY LLC - MOBILE UNIT # 3			2	100%	2
SWEETWATER NURSING CENTER		2			2
INA		1	1	50%	2
Kroger 686 - The Little Clinic Farragut		2			2
MINUTECLINIC DIAGNOSTIC PA #3344		2			2
ATHENA CARE RESOURCES LLC		2			2
INTEGRITY CLINICAL RESEARCH CENTER INC		1	1	50%	2
CHI MEMORIAL PRIMARY CARE ASSOCIATES-A		2			2
VITAL CARE CLINIC, LLC			2	100%	2
PHOEBE BERKS HEALTH CARE CENTER		2			2
MOBILE COUNTY HEALTH DEPARTMENT		1	1	50%	2
ENVOY OF FORK UNION, LLC DBA ENVOY AT THE VILLAGE		2			2
PREMIER MEDICAL LABORATORY			2	100%	2
RENFREW CENTERS INC		2			2

COVID-19: testing by laboratory

Data through Feb 19, 2021 verified as of Feb 20, 2021 at 09:25 AM

Data in this report are provisional and subject to change.

The numbers in the table below represent the number of Florida and non-Florida residents for whom test results were received by the Department of Health. A person can be tested by more than one laboratory and can have both positive and negative results. **Therefore, the sum of the numbers in each column will be larger than the total number of people tested.**

Reporting lab	Inconclusive	Negative	Positive	Percent positive	Total
MEDEXPRESS URGENT CARE - MARTINSVILLE		2			2
ST JOSEPH'S HOSPITAL INC			2	100%	2
PEDIATRICS IN NORTH FLORIDA PA			2	100%	2
FIRST CHOICE MEDICAL PC			2	100%	2
CVS SC4286POCT EASLEY		2			2
METROHEALTH SYSTEM			2	100%	2
Macon Valley Nursing and Rehabilitation Center		2			2
LILY PHARMACY		2			2
CROSTOWN PHARMACY		2			2
Luther Acres Manor		2			2
Church Creek SNF			2	100%	2
CVS TX10140POCT THE WOODLANDS		2			2
VELOCITY URGENT CARE			2	100%	2
FASTCARE LLC			2	100%	2
KANSAS CITY VA MEDICAL CENTER			2	100%	2
ESCANDON DIAGNOSTIC CLINIC			2	100%	2
NATIONWIDE LABORATORY SERVICES		1	1	50%	2
CVS NC3803POCT MOORESVILLE		2			2
MEMORIAL HEALTH UNIVERSITY MEDICAL CENTER			2	100%	2
FLORIDA CLINICAL LABORATORY INC			2	100%	2
SOUTHERN TENNESSEE MEDICAL CENTER			2	100%	2
BUFFALO CROSSINGS HEALTHCARE AND REHABILITATION CENTER			2	100%	2
NEMOURS CHILDREN'S PRIMARY CARE OF VERO BEACH			2	100%	2
SUNBRIDGE CARE & REHAB FOR DECATUR		2			2
GILCHRIST COUNTY FIRE DEPARTMENT			2	100%	2
DURAND SENIOR CARE & REHAB CENTER		2			2
CVS NH6596POCT HAMPTON		2			2
PM PEDIATRICS OF BAYSIDE, PLLC - MANHASSET		2			2
RAPID RESULT CORP LLC		1	1	50%	2
MEDEXPRESS URGENT CARE, LANCASTER WEST		1	1	50%	2
ST JOSEPH'S HOSPITAL NORTH LABORATORY			2	100%	2
CVS NC2771POCT CLAYTON		1	1	50%	2
MALABAR FAMILY PRACTICE		1	1	50%	2
MEDEXPRESS URGENT CARE-SALINA, S 9TH ST		2			2
PHYSICIANS CARE INC		1	1	50%	2
MORRISTOWN MEMORIAL HOSPITAL		2			2
MILFORD REGIONAL HOSPITAL			2	100%	2
CROSSROADS			2	100%	2
DELRAY BEACH HEALTH CENTER			2	100%	2
HARBORCHASE OF GAINESVILLE			2	100%	2
ARCPOINT LABS OF ALTAMONTE SPRINGS			2	100%	2
SCDHEC BUREAU OF LABORATORIES			2	100%	2
MAGNOLIA ADULT, LLC			2	100%	2
ENCOMPASS HEALTH REHABILITATION OF ALTAMONTE			2	100%	2
Kroger 739 - The Little Clinic La Grange Road		2			2
Chatham Nursing and Rehab Center		2			2
RIVERSIDE METHODIST HOSPITAL LAB			2	100%	2

COVID-19: testing by laboratory

Data through Feb 19, 2021 verified as of Feb 20, 2021 at 09:25 AM

Data in this report are provisional and subject to change.

The numbers in the table below represent the number of Florida and non-Florida residents for whom test results were received by the Department of Health. A person can be tested by more than one laboratory and can have both positive and negative results. **Therefore, the sum of the numbers in each column will be larger than the total number of people tested.**

Reporting lab	Inconclusive	Negative	Positive	Percent positive	Total
TMH PHYSICIAN PARTNERS MONTICELLO		1	1	50%	2
CVS PA7132POCT THORNDALE		2			2
CVS TX2263POCT SAN ANTONIO		2			2
MINUTECLINIC DIAGNOSTIC MED GRP OF ORA		1	1	50%	2
SIGNATURE HEALTHCARE OF MIDDLEBURG		2			2
GOUVERNEUR HOSPITAL LABORATORY		2			2
INTERMOUNTAIN MEDICAL CENTER			2	100%	2
COMPLETE HEALTH MEDICAL CENTER			2	100%	2
GENETIC ASSAYS INC			2	100%	2
NATIONAL JEWISH HEALTH			2	100%	2
SPRING HILL REGIONAL HOSPITAL			2	100%	2
ADVANCE FAMILY PRACTICE LLC			2	100%	2
PALM BAY COMMUNITY OUTPATIENT CLINIC		2			2
MEMORIAL SLOAN KETTERING CANCER CENTER		1	1	50%	2
DOWN HOME MEDICAL			2	100%	2
PARKRIDGE MEDICAL CENTER			2	100%	2
UNIVERSITY OF MISSOURI HEALTH CARE			2	100%	2
JULIE STAATS DO		2			2
DOUGLASVILLE NURSING AND REHABILITATIO		2			2
JOHN D. ARCHBOLD MEM. HOSPITAL			2	100%	2
BOONES CREEK URGENT CARE		1	1	50%	2
CVS PA258POCT MCKEES ROCKS		2			2
FAMILY FIRST PEDIATRICS			2	100%	2
MD NOW URGENT CARE CENTER INC.			2	100%	2
DOCTORS MEDICAL CTR OF WALTON COUNTY			2	100%	2
CITY OF TALLAHASSEE		2			2
STARMED FAMILY & URGENT CARE			2	100%	2
HPH HOME CARE		1	1	50%	2
WARD MEMORIAL HOSPITAL		2			2
Kroger 426 - The Little Clinic Suwanee		2			2
NEMOURS CHILDREN'S PRIMARY CARE THE VILLAGES		2			2
FLORIDA PRIMARY CARE CENTER PA		2			2
Kroger 619 - The Little Clinic Hendersonville Indian Lake		2			2
CVS PA1296POCT DREXEL HILL		1			1
LIFEGUARD AMBULANCE SERVICE LLC - BAY COUNTY			1	100%	1
NORTHSIDE FAMILY MEDICINE		1			1
Kroger 099 - The Little Clinic Fort Collins		1			1
Hawthorne House		1			1
Fairview			1	100%	1
WEST CARVER MEDICAL ASSOCIATES		1			1
EXPRESS LAB LIVINGSTON			1	100%	1
PINELLAS POINT NURSING AND REHAB CENTER			1	100%	1
PCG MOLECULAR			1	100%	1
LPG COCONUT POINT - FAMILY/ INTERNAL MEDICINE		1			1
GENESIS HOME HEALTH CARE SERVICES OF			1	100%	1
WALGREEN#12147		1			1
SCHUYLER HOSPITAL		1			1

COVID-19: testing by laboratory

Data through Feb 19, 2021 verified as of Feb 20, 2021 at 09:25 AM

Data in this report are provisional and subject to change.

The numbers in the table below represent the number of Florida and non-Florida residents for whom test results were received by the Department of Health. A person can be tested by more than one laboratory and can have both positive and negative results. **Therefore, the sum of the numbers in each column will be larger than the total number of people tested.**

Reporting lab	Inconclusive	Negative	Positive	Percent positive	Total
COASTAL DETOX		1			1
CAROLINAS HEALTHCARE SYSTEM LAB			1	100%	1
Kroger 698 - The Little Clinic 14th Street/Bell		1			1
NHC HealthCare Anniston		1			1
Kroger 006 - The Little Clinic Uintah Gardens		1			1
CVS NV5942POCT LAS VEGAS		1			1
LAS PALMAS MEDICAL CENTER			1	100%	1
BELLMORE PEDIATRICS		1			1
PEDIATRIC ASSOCIATES - DORAL			1	100%	1
ATLANTIS VISION CENTER			1	100%	1
MEDICAL ASSOCIATES OF THE SHOALS		1			1
BIODORON LABORATORIES			1	100%	1
COLLINS NURSING HOME		1			1
LYSTER MAIN LAB, FT RUCKER		1			1
SMITH			1	100%	1
SHAMRA MEDICAL LABORATORY			1	100%	1
HARMONY HEALTHCARE ORLANDO INC		1			1
HARTFORD HEALTH CARE & REHABILITATION			1	100%	1
FAMILY MEDICAL CLINIC KENDALL LLC			1	100%	1
Robinson Terrace Rehabilitation and Nursing Center		1			1
BETHESDA DIALYSIS			1	100%	1
FIU HEALTH CARE CENTER			1	100%	1
SKY RIDGE MEDICAL CENTER - MICRO			1	100%	1
NORTH FLORIDA FAMILY MEDICINE			1	100%	1
BAYLOR SCOTT & WHITE ALL SAINTS MEDICAL CENTER FT			1	100%	1
AMERICAN LAB LLC		1			1
Waycross Health and Rehabilitation		1			1
CAN COMMUNITY HEALTH LLC		1			1
MISSION REGIONAL MEDICAL CENTER			1	100%	1
CONSOLIDATED			1	100%	1
MELBOURNE URGENT CARE			1	100%	1
BOCA RATON REGIONAL HOSPITAL		1			1
TRAFALGAR DIALYSIS			1	100%	1
SMITH KLINE			1	100%	1
CVS HEALTH, #5962		1			1
SUNSHINE PEDIATRICS OF LUTz			1	100%	1
RED BUG LAKE ROAD OVIEDO COVID			1	100%	1
Monument Health Strugis Care Center		1			1
Fairhaven Retirement Community		1			1
AFC URGENT CARE CLEVELAND			1	100%	1
MARYLAND DEPARTMENT OF HEALTH AND MENTAL HYGIENE-LABORATORIES			1	100%	1
FLORIDA ADVANCED MEDICAL AND DERM AESTHETICS LLC			1	100%	1
LEVY COUNTY DEPT. OF PUBLIC SAFETY			1	100%	1
GOOD PEDIATRICS			1	100%	1
OAKWOOD HOSPITAL - SOUTHSORE			1	100%	1
PROMUS DIAGNOSTICS, LLC			1	100%	1
DERMDX, DIV OF AURORA DIAGNOSTICS/BERNHARDT LAB		1			1

COVID-19: testing by laboratory

Data through Feb 19, 2021 verified as of Feb 20, 2021 at 09:25 AM

Data in this report are provisional and subject to change.

The numbers in the table below represent the number of Florida and non-Florida residents for whom test results were received by the Department of Health. A person can be tested by more than one laboratory and can have both positive and negative results. **Therefore, the sum of the numbers in each column will be larger than the total number of people tested.**

Reporting lab	Inconclusive	Negative	Positive	Percent positive	Total
UUHC - REDSTONE HEALTH CENTER LABORATORY			1	100%	1
SYNERGENE LABORATORY			1	100%	1
NEW ERA COMMUNITY HEALTH CENTER LLC		1			1
WEST FLORIDA MEDICAL ASSOCIATES PA			1	100%	1
CARENOW LAKE WORTH			1	100%	1
MARYWOOD NURSING CARE CENTER		1			1
RAJ K PAI MD PA			1	100%	1
Advanced Rehabilitation of Vernon		1			1
CVS TX7603POCT SAGINAW		1			1
KANA MEDICAL			1	100%	1
DOCTORS MEMORIAL HOSP HOME HEALTH CARE		1			1
MERCY GENERAL HOSPITAL			1	100%	1
Birmingham Nursing and Rehabilitation East LLC		1			1
SOUTHERN HILLS MEDICAL CENTER			1	100%	1
MAYO CLINIC COUMADIN CLINIC LABORATORY			1	100%	1
1ST MED DOTHAN			1	100%	1
BHS PHYSICIAN NETWORK			1	100%	1
STATE OF CALIFORNIA DOH SERVICES			1	100%	1
MANHATTAN COLLEGE HEALTH SERVICES		1			1
ELITE MEDICAL LABORATORY SOLUTIONS LLC			1	100%	1
CVS SC5479POCT INDIAN LAND		1			1
SPHERE DX			1	100%	1
Kroger 670 - The Little Clinic Powell		1			1
CVS IN6608POCT NEW PALESTINE			1	100%	1
ST JOHNS MEDICAL CENTER		1			1
COASTAL ER IX, PHYSICIANS PREMIER			1	100%	1
PUBLIX PHARMACY #1114			1	100%	1
Glen Oaks Health and REhabilitation		1			1
PORTAGE MEDICAL CENTER			1	100%	1
Heartland Health Care Center Jacksonville			1	100%	1
FAIRFIELD MEDICAL CENTER			1	100%	1
CVS MA957POCT WEST SPRINGFIELD		1			1
CHILDREN'S NATIONAL MEDICAL CENTER			1	100%	1
HAMILTON CI MAIN UNIT ANNEX/ WORK CAMP			1	100%	1
MID FLORIDA BIOLOGICALS			1	100%	1
Kroger 777 - The Little Clinic Shelbyville		1			1
Monument Health Custer Care Center		1			1
EVEXIA DIAGNOSTICS			1	100%	1
SACRED HEART HOSPITAL NURSING			1	100%	1
QLABS			1	100%	1
Kroger 895 - The Little Clinic Green Hills		1			1
CONCENTRA - OCALA		1			1
THE TOLEDO HOSPITAL			1	100%	1
AVERA ST. MARY'S HOSPITAL			1	100%	1
MED BAR LLC		1			1
WEST BOYNTON DIALYSIS			1	100%	1
Chateau Living Center			1	100%	1

COVID-19: testing by laboratory

Data through Feb 19, 2021 verified as of Feb 20, 2021 at 09:25 AM

Data in this report are provisional and subject to change.

The numbers in the table below represent the number of Florida and non-Florida residents for whom test results were received by the Department of Health. A person can be tested by more than one laboratory and can have both positive and negative results. **Therefore, the sum of the numbers in each column will be larger than the total number of people tested.**

Reporting lab	Inconclusive	Negative	Positive	Percent positive	Total
LAMARQUE DIALYSIS			1	100%	1
AURORA MEDICAL CENTER-KENOSHA			1	100%	1
REFERENCE LABORATORY			1	100%	1
PULMONARY, CRITICAL CARE AND SLEEP DISORDERS INSTITUTE OF SOUTH FLORID			1	100%	1
CAREWELL URGENT CARE FITCHBURG			1	100%	1
PINEBROOK CARE AND REHABILITATION CENTER			1	100%	1
FAYETTE MEDICAL CENTER LAB		1			1
TITUSVILLE CENTER FOR SURGICAL EXCELLENCE LLC		1			1
CRYSTAL RIVER FIRE DEPARTMENT			1	100%	1
LIMA MEMORIAL HOSPITAL			1	100%	1
QUALITY CLINICAL LAB LLC			1	100%	1
OCALA REGIONAL DIALYSIS- NORTH			1	100%	1
SPECTRUM LABORATORY			1	100%	1
BROADWAY HEALTH FLORIDA MEDICAL CLINIC URGENT CARE			1	100%	1
FHPG SURGICAL ASSOCIATES OF EAST PASCO			1	100%	1
FLORIDA KEYS PED AND ADOLES CTR			1	100%	1
CAREHERE HUDSON BAY			1	100%	1
Life Care Center of Auburn		1			1
IM&P WELLNES CENTER			1	100%	1
Sunnybrook Rehabilitation Center			1	100%	1
ST VINCENT'S AMBULATORY CARE INC			1	100%	1
ARIZA WELLNESS CARE LLC			1	100%	1
CRUSADER COMMUNITY HEALTH			1	100%	1
SOUTHWESTERN STATE HOSPITAL LABORATORY			1	100%	1
WASHINGTONVILLE PHARMACY INC		1			1
CTMD MEDICAL CENTER, PA			1	100%	1
TENNOVA ER - SANGO			1	100%	1
BAPTIST MEDICAL PLAZA AT WESTCHESTER			1	100%	1
HALIFAX HEALTH PRIMARY CARE ORMOND			1	100%	1
BASCOM PALMER EYE INSTITUTE			1	100%	1
CLARKSVILLE HEALTH SYSTEM			1	100%	1
LEGACY AT HIGHWOODS PRESERVE		1			1
BIOMERIEUX			1	100%	1
HUMC		1			1
BORINQUEN HEALTH CENTER			1	100%	1
HEALTH FIRST MEDICAL GROUP LLC			1	100%	1
ORMOND MEDICAL ARTS FAMILY PRACTICE PL			1	100%	1
CARESPOT - LEE VISTA			1	100%	1
EASTSIDE URGENT CARE			1	100%	1
SARHA DOCTORS CENTER			1	100%	1
ARLINGTON ADULT RESIDENTIAL FACILITY, INC			1	100%	1
ST VINCENTS AMBULATORY CARE INC			1	100%	1
MEMORIAL HERMANN SOUTHWEST HOSPITAL			1	100%	1
HIDALGO FAMILY CLINIC			1	100%	1
DISCOVERY AT HOME, LLC			1	100%	1
CVS TX7675POCT RED OAK			1	100%	1
ALLIANCE LABORATORY SERVICES			1	100%	1

COVID-19: testing by laboratory

Data through Feb 19, 2021 verified as of Feb 20, 2021 at 09:25 AM

Data in this report are provisional and subject to change.

The numbers in the table below represent the number of Florida and non-Florida residents for whom test results were received by the Department of Health. A person can be tested by more than one laboratory and can have both positive and negative results. **Therefore, the sum of the numbers in each column will be larger than the total number of people tested.**

Reporting lab	Inconclusive	Negative	Positive	Percent positive	Total
ST LUKES SURGICAL AT THE VILLAGES INC			1	100%	1
RURAL/METRO MIDSOUTH,		1			1
MEDCOR CORPORATE CLINIC			1	100%	1
ORLANDO HEALTH PHYSICIAN GROUP INC			1	100%	1
HAWKEYE CARE CENTER DUBUQUE		1			1
CVS IN8669POCT INDIANAPOLIS		1			1
QC LABORATORY			1	100%	1
TRIHEALTH			1	100%	1
MEDONE URGENT CARE			1	100%	1
CVS MINUTE CLINIC #5836		1			1
Court House Center		1			1
CHATEAU MADELEINE - SENIOR LIVING & MEMORY CARE			1	100%	1
NORWALK HOSPITAL			1	100%	1
MED-LAKE LABORATORY			1	100%	1
Valley View Health and Rehabilitation, LLC		1			1
CENTRAL JERSEY URGENT CARE OF EATONTOW		1			1
HIBISCUS COURT			1	100%	1
WINNIFRED ASSISTED LIVING FACILITY INC		1			1
MEDICAL ASSOCIATES OF PINELLAS - LAB			1	100%	1
Walgreens #3049		1			1
PATHOLOGY		1			1
MINUTECLINIC, LLC #07876			1	100%	1
MAYO CLINIC BEACHES PRIMARY CARE CTR		1			1
Accordius Health at Harrisonburg		1			1
ST JOHNS PEDIATRICS PA		1			1
EXPRESS CARE OF OCALA			1	100%	1
PEDRO MENENDEZ HEALTH CENTER AT ST JOHNS			1	100%	1
Southwest Louisiana Veterans Home			1	100%	1
HILTON HEAD HOSPITAL/INPATIENT			1	100%	1
MANOR CARE OF DELRAY BEACH FL LLC		1			1
TEXAS HEALTH ARLINGTON MEMORIAL		1			1
TEXAS HEALTH ARLINGTON MEMORIAL HOSPITAL			1	100%	1
ENCOMPASS HEALTH HOME HEALTH		1			1
ANY LAB TEST NOW JACKSONVILLE		1			1
CONCORDIA MANOR			1	100%	1
OMAHA VA MEDICAL CENTER			1	100%	1
PERRY COUNTY NURSING HOME		1			1
Broomall Manor		1			1
ULTIMATE KIDNEY CARE			1	100%	1
VALUE DRUGS BRONXVILLE INC		1			1
THE LITTLE CLINIC, LLC			1	100%	1
OMC PRIMARY CARE - HOSPITAL CAMPUS			1	100%	1
WALGREENS #15291		1			1
ANY LAB TEST FAST CORP			1	100%	1
ST. JOHN HOSPITAL & MEDICAL CENTER			1	100%	1
KIOSK MEDICINE OF KENTUCKY LLC		1			1
ALPHA CLINICAL LABORATORY CORP.			1	100%	1

COVID-19: testing by laboratory

Data through Feb 19, 2021 verified as of Feb 20, 2021 at 09:25 AM

Data in this report are provisional and subject to change.

The numbers in the table below represent the number of Florida and non-Florida residents for whom test results were received by the Department of Health. A person can be tested by more than one laboratory and can have both positive and negative results. **Therefore, the sum of the numbers in each column will be larger than the total number of people tested.**

Reporting lab	Inconclusive	Negative	Positive	Percent positive	Total
SYNERGY DIALYSIS INC			1	100%	1
Kroger 353 - The Little Clinic Harpers Point		1			1
DR PHILLIPS CENTER FOR WELLNESS		1			1
TRUMAN MEDICAL CENTER - HOSPITAL HILL			1	100%	1
ST. VINCENT HOSPITAL			1	100%	1
AAA MEDICAL TESTING			1	100%	1
DIGESTIVE DISEASE CARE PC		1			1
SOUTH FLORIDA RESEARCH ORGANIZATION			1	100%	1
Kroger 367 - The Little Clinic Walton		1			1
DAVITA DIALYSIS-NORTH			1	100%	1
CITRONELLE HEALTH AND REHABILITATION CENTER		1			1
FALKVILLE HEALTHCARE		1			1
MISSION HOSPITAL - MEMORIAL CAMPUS			1	100%	1
SIGNATURE CARE MEMORIAL CITY			1	100%	1
URGENT CARE CENTER OF PORT ORANGE LLC			1	100%	1
MEDICAL CITY DENTON			1	100%	1
Rio Grande City Nursing and Rehab Center			1	100%	1
ADVENTHEALTH PHYSICIAN GROUP - APPLEWOOD			1	100%	1
Allen Health and Rehabilitation		1			1
Williamstown Commons			1	100%	1
FAITH FAMILY PRACTICE			1	100%	1
BLOSSOMS ASSISTED LIVING 1 LLC			1	100%	1
CVS MI8049POCT WATERFORD		1			1
Buena Vista Care Center		1			1
HATLEY HEALTH CARE, INC		1			1
HEARTLAND OF ZEPHYRHILLS FL, LLC			1	100%	1
VANDERBILT UNIVERSITY MEDICAL CENTER			1	100%	1
SOPHIA MEDICAL ASSOCIATES, PC			1	100%	1
EH FARGO HOSPITAL LABORATORY			1	100%	1
HUNTSVILLE HOSPITAL			1	100%	1
FAMILY MEDICAL CENTER OF HOLLYWOOD PA			1	100%	1
OMNICARE PHARMACY OF TEXAS 1, LP		1			1
CITRUS DERMATOLOGY			1	100%	1
BROOKSVILLE REGIONAL HOSPITAL			1	100%	1
ADVANCE CARDIOVASCULAR IMAGING, INC			1	100%	1
CONNECTICUT PEDIATRICS @ CHC		1			1
BAPTIST HEALTH MEDICAL PLAZA			1	100%	1
CVS TX3292POCT WYLIE		1			1
Good Samaritan Society - Albion		1			1
MEDEXPRESS URGENT CARE - TOPEKA, SW WANAMAKER RD		1			1
NEW YORK STATE DEPARTMENT OF HEALTH			1	100%	1
CLEVELAND CLINIC FLORIDA WAIVED			1	100%	1
JACKSONVILLE VA OPC			1	100%	1
ADVANCED LABORATORY SERVICES			1	100%	1
BAPTIST HOSPITAL EAST			1	100%	1
WALGREENS # 12338		1			1
MAINE HEALTH AND ENVIRONMENTAL TESTING LABORATORY			1	100%	1

COVID-19: testing by laboratory

Data through Feb 19, 2021 verified as of Feb 20, 2021 at 09:25 AM

Data in this report are provisional and subject to change.

The numbers in the table below represent the number of Florida and non-Florida residents for whom test results were received by the Department of Health. A person can be tested by more than one laboratory and can have both positive and negative results. **Therefore, the sum of the numbers in each column will be larger than the total number of people tested.**

Reporting lab	Inconclusive	Negative	Positive	Percent positive	Total
Walgreens #9890		1			1
YOUTH HEALTH CENTER OF HUNTINGTON		1			1
Summit Medical Group Morristown Oncology		1			1
BREVARD COUNTY JAIL			1	100%	1
USCG AIR STATION CLEARWATER CLINIC			1	100%	1
LABORATORY COPORATION OF AMERICA			1	100%	1
UNIVERSITY PLACE NURSING CENTER		1			1
PHOEBE PRIMARY CARE CAMILLA			1	100%	1
TREASURE COAST MEDICAL CONCIERGE LLC			1	100%	1
FREDERICK AVENUE GROUP HOME		1			1
KEY WEST BRANCH MEDICAL CLINIC			1	100%	1
Cornerstone at the Ranch		1			1
Kroger 407 - The Little Clinic Lexington		1			1
NORTHEAST GEORGIA HEALTH SYSTEM			1	100%	1
CHIPOLA QUICK CARE			1	100%	1
CEPERO PEDIATRICS PA			1	100%	1
CULVER CITY URGENT CARE			1	100%	1
ST. MICHAEL'S ELITE HOSPITAL			1	100%	1
PALM BEACH COUNTY SHERIFF OFFICE			1	100%	1
MRMC LAB MICRO			1	100%	1
MEDEXPRESS URGENT CARE - LEOMINSTER		1			1
MIAMI-DADE COUNTY HEALTH DEPT.		1			1
MINUTE CLINIC LLC #1909		1			1
WEST VIRGINIA LABORATORIES			1	100%	1
SILVER SPRINGS SHORES DIALYSIS			1	100%	1
GSM OCED Subsection			1	100%	1
CORPORATION OF AMERICA		1			1
CARDIAC AND VASCULAR CONSULTANTS MD PA		1			1
HALIFAX FAMILY HEALTH CENTER			1	100%	1
Kroger - KRO01100688			1	100%	1
HEALTH GUAGE			1	100%	1
PREMIER PEDIATRICS LLC			1	100%	1
DELAWARE DEPARTMENT OF HEATH			1	100%	1
CITRUS HEALTH NETWORK INC			1	100%	1
Raleigh Center (WV)			1	100%	1
LAKE VIEW COURT		1			1
BRISTOL REGINAL MEDICAL CENTER			1	100%	1
US LABORATORIES			1	100%	1
Life Care Center of Paradise Valley		1			1
FORT LOUDOUN PRIMARY CARE		1			1
HELIX BIOMEDICS LLC			1	100%	1
ROSLYN INTERNAL MEDICINE		1			1
SPORTS MEDICINE CLINIC - U OF WYOMING			1	100%	1
MEMORIAL HOSPITAL WEST			1	100%	1
UHEALTH CARDIOLOGY			1	100%	1
SHANNON MEDICAL CENTER			1	100%	1
CONSULATE HEALTH CARE OF VERO BEACH			1	100%	1

COVID-19: testing by laboratory

Data through Feb 19, 2021 verified as of Feb 20, 2021 at 09:25 AM

Data in this report are provisional and subject to change.

The numbers in the table below represent the number of Florida and non-Florida residents for whom test results were received by the Department of Health. A person can be tested by more than one laboratory and can have both positive and negative results. **Therefore, the sum of the numbers in each column will be larger than the total number of people tested.**

Reporting lab	Inconclusive	Negative	Positive	Percent positive	Total
PEDIATRIC PARTNERS ZEPHYRHILLS			1	100%	1
PAUL C SCHWARTZ & MELVIN L WEIDMAN		1			1
CMC MERCY LABORATORY			1	100%	1
IVY CREEK HEALTHCARE & WELLNESS CENTRE			1	100%	1
LAB TEST KENDALL LLC		1			1
LANGLADE			1	100%	1
Smg At Bridgewater Family Medicine		1			1
MEDICAL ASSOCIATES OF CARTER		1			1
Northern Nevada State Veterans Home		1			1
ASSOCIATES IN INTERNAL MEDICINE PA			1	100%	1
EVENTIDE LUTHERAN HOME		1			1
MULTICARE PHYSICIANS			1	100%	1
ST.ELIZABETH HEALTH CENTER	1				1
KETTERING MEDICAL CENTER			1	100%	1
MEDEXPRESS URGENT CARE - BENTONVILLE		1			1
ADVENTHEALTH SENIOR CARE AT ORMOND			1	100%	1
CENTRAL FL INTERNAL MEDICINE ASSOCIATES LLC		1			1
MEDEXPRESS URGENT CARE-BRENTWOOD		1			1
Heritage of Red Cloud		1			1
KENDALL PEDIATRICS PARTNERS LLC			1	100%	1
Shelbyville Manor		1			1
VALLEY HOSPITAL MEDICAL CENTER		1			1
KAISER PERMANENTE REGIONAL REFERENCE LABORATORY		1			1
MEASE MANOR MEMORY CARE		1			1
CYPRESS CREEK DIALYSIS CTR			1	100%	1
KEY BISCAYNE PEDIATRIC ASSOCIATES INC			1	100%	1
BREVARD FAMILY WALK IN CLINIC			1	100%	1
FLORIDA HEART AND VASCULAR MULTISPECIALTY GROUP PA			1	100%	1
SELECT SPECIALTY HOSPITAL - ORLANDO SOUTH			1	100%	1
Kroger 596 - The Little Clinic Brentwood		1			1
SANCHEZ CAZAU MEDICAL GROUP			1	100%	1
HARDIN MEMORIAL HOSPITAL - HEARTLAND PATHOLOGY CONSULTANTS			1	100%	1
ONslow COUNTY HEALTH DEPARTMENT			1	100%	1
Wedgewood Manor		1			1
CVS OH4300POCT STRONGSVILLE		1			1
ADDINGTON PLACE EAST LAKE		1			1
ARIZONA STATE LABORATORY			1	100%	1
REHABILITATION CENTER OF SOUTH GEORGIA		1			1
Freedom Pointe at The Villages			1	100%	1
ROBERTS WESLEYAN COLLEGE HEALTH CENTE		1			1
REGIONAL MED CTR BAYONET POINT			1	100%	1
ATMORE COMMUNITY HOSPITAL			1	100%	1
FLORIDA DIGESTIVE AND LIVER SPECIALISTS			1	100%	1
HEALTHPLUS			1	100%	1
GALVESTON COUNTY HEALTH DISTRICT			1	100%	1
PROGRESSIVE URGENT CARE, PC			1	100%	1
MEDIPLUS CLINIC, INC			1	100%	1

COVID-19: testing by laboratory

Data through Feb 19, 2021 verified as of Feb 20, 2021 at 09:25 AM

Data in this report are provisional and subject to change.

The numbers in the table below represent the number of Florida and non-Florida residents for whom test results were received by the Department of Health. A person can be tested by more than one laboratory and can have both positive and negative results. **Therefore, the sum of the numbers in each column will be larger than the total number of people tested.**

Reporting lab	Inconclusive	Negative	Positive	Percent positive	Total
TEXAS HEALTH HARRIS METHODIST HOSPITAL			1	100%	1
MID FLORIDA DERMATOLOGY ASSOCIATES PA			1	100%	1
VITAL CARE			1	100%	1
VERITAS GENETICS, INC.			1	100%	1
Orchid Cove at Naples			1	100%	1
CVS AZ10150POCT PHOENIX		1			1
INNOVATIVE CARE II LLC			1	100%	1
SOUTHERN FAMILY HEALTH			1	100%	1
VENETIAN GARDENS		1			1
Glenburn Home		1			1
CIRRUS DX			1	100%	1
BLOOMIN BRANDS WELLNESS CENTER			1	100%	1
ADVENTHEALTH MEDICAL GROUP ADULT AND SENIOR HEALTH			1	100%	1
MEDEXPRESS URGENT CARE - LINCOLN		1			1
PRIME CARE FAMILY MEDICINE			1	100%	1
HAILE MEDICAL GROUP PA		1			1
TALLAHASSEE DIALYSIS		1			1
HIGHLANDS CLINICAL LABORATORY			1	100%	1
Oak Hill Health & Rehabilitation Center			1	100%	1
PREVENTIVE CARDIOLOGY AND INTERNAL MEDICINE ASSOCI			1	100%	1
METHODISM MIDLOTHIAN MEDICAL CENTER			1	100%	1
THYROID SPECIALTY LABORATORY			1	100%	1
NEW ULM MEDICAL CENTER			1	100%	1
PEDIATRIC ASSOCIATES - JACKSONVILLE			1	100%	1
HEALTH NETWORK			1	100%	1
Henry County Health and Rehabilitation		1			1
SARASOTA MEMORIAL HOSPITAL		1			1
CLINICAL MICROBIOLOGY LAB FAIRVIEW UNIVERSITY HOSPITAL			1	100%	1
SUNY AT STONY BROOK			1	100%	1
PENROSE HOSPITAL			1	100%	1
PROVIDENCE HOSPITAL			1	100%	1
NEMOURS CHILDRENS URGENT CARE			1	100%	1
PARKWAY REGIONAL MEDICAL CENTER LAB			1	100%	1
Walgreens #10988		1			1
MEA PRIMARY CARE PLUS BYRAM			1	100%	1
WARREN GENERAL HOSPITAL			1	100%	1
CHILDRENS HEALTHCARE CTE OF NORTHERN		1			1
APPLECARE URGENT CARE KINGSLAND			1	100%	1
CARE ADVANTAGE			1	100%	1
J F K PEDIATRICS			1	100%	1
Riverside Nursing & Rehabilitation Center		1			1
NORTH BREVARD CHILDRENS MEDICAL CENTER			1	100%	1
ADVANCE GASTROENTEROLOGY			1	100%	1
PROGRESSIVE MEDICAL LAB LLC			1	100%	1
NORTH OKALOOSA CLINIC CORP		1			1
ABSOLUTE CAREGIVERS HOME HEALTH AGENCY INC			1	100%	1
BAYFRONT CARDIOVASCULAR ASSOCIATES			1	100%	1

COVID-19: testing by laboratory

Data through Feb 19, 2021 verified as of Feb 20, 2021 at 09:25 AM

Data in this report are provisional and subject to change.

The numbers in the table below represent the number of Florida and non-Florida residents for whom test results were received by the Department of Health. A person can be tested by more than one laboratory and can have both positive and negative results. **Therefore, the sum of the numbers in each column will be larger than the total number of people tested.**

Reporting lab	Inconclusive	Negative	Positive	Percent positive	Total
INDIGO PALMS			1	100%	1
COLONIAL MEDICAL CENTER-EAST ORLANDO			1	100%	1
Masonic Medical Research Institute			1	100%	1
CFHC - FROSTPROOF			1	100%	1
WOMENS CARE FLORIDA LLC			1	100%	1
NORTH CAROLINA STATE LABORATORY OF PUBLIC HEALTH, SPECTRUM LAB NETWORK			1	100%	1
FAMILY MEDICAL CENTERS			1	100%	1
CVS OH4359POCT HUDSON		1			1
FLORIDA HOSPITAL TRANSPLANT CENTER		1			1
Walgreens #9121		1			1
PENNY PEDIATRICS		1			1
ASANTE THREE RIVERS MEDICAL CENTER LAB		1			1
TMH PHYSICIAN PARTNERS WAKULLA			1	100%	1
CELEBRATION FAMILY PHYSICIANS LLC			1	100%	1
PUBLIC HEALTH LABORATORIES			1	100%	1
MID-SOUTH URGENT CARE, PLLC			1	100%	1
YOUR KIDS URGENT CARE			1	100%	1
BIOLOGICAL AND CHEMICAL EMERGENCIES LABORATORY			1	100%	1
EAST END PEDIATRICS		1			1
CLARKSVILLE MANOR INC		1			1
TRIPLE O RESEARCH INSTITUTE PA			1	100%	1
CARENOW URGENT CARE-HENDERSONVILLE		1			1
Good Samaritan Society-Atkinson		1			1
NORTH WEST FLORIDA DIAGNOSTIC ENDOCRINOLOGY CLINIC			1	100%	1
VIVIAN SIMMONS FAMILY PRACTICE			1	100%	1
EXCEL URGENT CARE OF NJ, LLC		1			1
OMNI HEALTHCARE INC			1	100%	1
LPG PRIMARY CARE AT PINE ISLAND		1			1
MIAMI CHILDRENS HOSPITAL MIDTOWN OUTPATIENT CENTER			1	100%	1
KELLY			1	100%	1
CVS NE8616POCT LINCOLN		1			1
SAINT ALPHONSUS REGIONAL MEDICAL CENTER			1	100%	1
HOLMES FAMILY PRACTICE PA			1	100%	1
SPECTRUM LUDINGTON			1	100%	1
MEDEXPRESS URGENT CARE - DANVILLE		1			1
PUBLIX PHARMACY #0332		1			1
MAHONEY PEDIATRICS PA			1	100%	1
TITUSVILLE TOWERS ASSISTED LIVING		1			1
ROSE MEDICAL CENTER LAB			1	100%	1
CVS PA371POCT PHILADELPHIA		1			1
DORA HOME CARE			1	100%	1
INNOVATIVE HEALTH DIAGNOSTIC OF CALIFORNIA			1	100%	1
NEMOURS CHILDREN'S PRIMARY CARE			1	100%	1
TEMPUS_LABS			1	100%	1
MYCLINIC, INC			1	100%	1
NULEASE MEDICAL SOLUTIONS			1	100%	1
VICTORIA PAIN AND REHABILITATION CENTER			1	100%	1

COVID-19: testing by laboratory

Data through Feb 19, 2021 verified as of Feb 20, 2021 at 09:25 AM

Data in this report are provisional and subject to change.

The numbers in the table below represent the number of Florida and non-Florida residents for whom test results were received by the Department of Health. A person can be tested by more than one laboratory and can have both positive and negative results. **Therefore, the sum of the numbers in each column will be larger than the total number of people tested.**

Reporting lab	Inconclusive	Negative	Positive	Percent positive	Total
Caldwell Care		1			1
SHANDS JACKSONVILLE CLINICAL CENTER			1	100%	1
GULF COUNTY HEALTH DEPARTMENT			1	100%	1
UNIVERSITY OF MARYLAND PATHOLOGY ASSOCIATES			1	100%	1
THE HOSPITALS OF PROVIDENCE EMERGENCY ROOM			1	100%	1
Cerenity Senior Care-White Bear Lake		1			1
Jersey City Medical Center		1			1
CLINICAL CARE, INC			1	100%	1
WALGREENS #06025		1			1
WELLCARE URGENT CARE			1	100%	1
SISTERS MISSION			1	100%	1
MEDERI CARETENDERS VS OF SE FL LLC DBA			1	100%	1
WALKIN MEDICAL URGENT CARE,NEW CITY			1	100%	1
FLORIDA DEPARTMENT OF HEALTH PALM BEACH COUNTY			1	100%	1
SPRINGFIELD HOSPITAL			1	100%	1
CAH ACQUISITION COMPANY 11 LLC			1	100%	1
Bolingreen Health and Rehabilitation		1			1
CLIFTON-FINE HOSPITAL LABORATORY		1			1
Kroger 527 - The Little Clinic Hwy 70 S.		1			1
Accordius Health at Gastonia			1	100%	1
MARYWOOD HEIGHTS		1			1
Walgreens #5421		1			1
HEARTLAND PHARMACY SEBRING			1	100%	1
MINUTECLINIC DIAGNOSTIC, PA		1			1
DEVLAB, LLC			1	100%	1
Brio of Johnston		1			1
ALL CARE URGENT CARE			1	100%	1
ELATION HEALTH		1			1
HOMELAND CENTER		1			1
LAB. CORP. OF AMERICA			1	100%	1
CVS OH6164POCT DELAWARE		1			1
HOLYOKE MEDICAL CENTER			1	100%	1
CLINTON DRUG STORE		1			1
RIVERTON CBOC			1	100%	1
Crowne Health Care of Mobile		1			1
PASCO COUNTY HEALTH DEPARTMENT			1	100%	1
BHA TITUSVILLE CLINIC			1	100%	1
WELLPATH			1	100%	1
PALMA CEIA MED GROUP-SWANN		1			1
ALTA BATES SUMMIT MEDICAL CENTER CLINICAL LAB			1	100%	1
PSL JAX BEACH OPERATIONS LLC			1	100%	1
Kroger 539 - The Little Clinic Memorial Blvd.		1			1
TILLAMOOK COUNTY GENERAL HOSPITAL LAB		1			1
CLINICAL LABORATORY DEPARTMENT			1	100%	1
ANDREWS			1	100%	1
IDAHO HEALTH DEPARTMENT			1	100%	1
Oakview Manor Health and Rehab		1			1

COVID-19: testing by laboratory

Data through Feb 19, 2021 verified as of Feb 20, 2021 at 09:25 AM

Data in this report are provisional and subject to change.

The numbers in the table below represent the number of Florida and non-Florida residents for whom test results were received by the Department of Health. A person can be tested by more than one laboratory and can have both positive and negative results. **Therefore, the sum of the numbers in each column will be larger than the total number of people tested.**

Reporting lab	Inconclusive	Negative	Positive	Percent positive	Total
HANCOCK REGIONAL HOSPITAL		1			1
Villa Maria			1	100%	1
NABI		1			1
GAMMA HEALTHCARE, INC		1			1
VA OPTOMETRY CLINIC			1	100%	1
FRESENIUS KIDNEY CARE FORT WALTON BEACH			1	100%	1
THE HEART HOSPITAL BAYLOR PLANO			1	100%	1
GADSDEN FAMILY PRACTICE		1			1
Sage Bluff Health & Rehabilitation Center		1			1
MEDEXPRESS URGENT CARE - CABOT			1	100%	1
CARSON NURSING AND REHABILITATION CENTER		1			1
OXY-GENLAB			1	100%	1
SPECIALTY DRUG TESTING			1	100%	1
MID-FLORIDA PATHOLOGY LLC		1			1
BAYSHORE DIALYSIS			1	100%	1
Kroger 444 - The Little Clinic Dent		1			1
Elm Crest Senior Living Community		1			1
CACERES SPECIALIZED GYNECOLOGY		1			1
SIGNATURE CARE MIDLAND			1	100%	1
DOYLESTOWN HOSPITAL			1	100%	1
CONCENTRA - TAMPA EAST		1			1
GENEVA FAMILY HEALTH			1	100%	1
TMH URGENT CARE CENTER			1	100%	1
STEPHENS COUNTY HOSPITAL			1	100%	1
SOMA MEDICAL CENTER PA #3 PALOMINO			1	100%	1
CROZER-CHESTER MEDICAL CENTER			1	100%	1
KIDSVILLE PEDIATRICS IV PA		1			1
Florence Nursing and Rehabilitation Center		1			1
CLEVELAND HEARTLAB			1	100%	1
MD NOW MEDICAL CENTERS, INC			1	100%	1
WAKE FOREST MEDICAL CENTER LABORATORY			1	100%	1
CANDLER HOSPITAL			1	100%	1
Melbourne Terrace Rehabilitation Center			1	100%	1
SEWALLS POINT PHARMACY INC			1	100%	1
HARDIN HEALTH INC		1			1
Mayfair Village Nursing Care Center		1			1
SHRIVERS PHARMACY AND WELLNESS CENTER			1	100%	1
HIGH DESERT COURT GROUP HOME			1	100%	1
WALGREENS #5130			1	100%	1
NEW MILFORD HOSPITAL			1	100%	1
SAINT PETE MRI			1	100%	1
SPRINGBROOK HOSPITAL			1	100%	1
ADVANCE HEALTH AND WELLNESS SOLUTIONS			1	100%	1
Brown Memorial Home		1			1
CVS CA9497POCT IRVINE		1			1
CVS TN4624POCT KNOXVILLE			1	100%	1
CARING PROFESSIONAL HEALTH CARE LLC		1			1

COVID-19: testing by laboratory

Data through Feb 19, 2021 verified as of Feb 20, 2021 at 09:25 AM

Data in this report are provisional and subject to change.

The numbers in the table below represent the number of Florida and non-Florida residents for whom test results were received by the Department of Health. A person can be tested by more than one laboratory and can have both positive and negative results. **Therefore, the sum of the numbers in each column will be larger than the total number of people tested.**

Reporting lab	Inconclusive	Negative	Positive	Percent positive	Total
ST JOSEPHS CHILDRENS HOSPITAL PEDI TRANSPORT			1	100%	1
OCALA RKC EAST HEMO #1			1	100%	1
STANDIFER PLACE		1			1
Washington County Nursing H0me			1	100%	1
DEPT OF VA MEDICAL CENTER - MIAMI			1	100%	1
NEMOURS CHILDREN'S PRIMARY CARE			1	100%	1
Medicalodges Neosho			1	100%	1
PALOMAR MEDICAL CENTER			1	100%	1
CHRISTIANA HOSPITAL		1			1
HIGHLAND PARK LAKEWOOD PRESTON HOLLOW			1	100%	1
ABSOLUTE QUICK CARE			1	100%	1
COASTAL PEDIATRICS LLC			1	100%	1
OCEAN MEDICAL CENTER		1			1
SOUTH TEXAS HEALTH SYSTEM ER - WARE ROAD			1	100%	1
SMA BEHAVIORAL HEALTH SERVICES INC		1			1
NORTHSIDE FAMILY MEDICINE AND URGENT CARE (HOLLY SPRINGS)		1			1
LAREDO EMERGENCY ROOM			1	100%	1
GENOTOX LABORATORIES		1			1
MINUTE CLINIC DIAGNOSTIC MED GRP OF CA		1			1
LAKE SUCCESS EXTENDED CARE		1			1
CHAMBREL AT PINECASTLE			1	100%	1
Bayou Vista Community Care Center			1	100%	1
MEMORIAL HERMANN KATY HOSPITAL			1	100%	1
CHI MEMORIAL HOSPITAL CHATTANOOGA			1	100%	1
Port Orange Nursing And Rehab Center			1	100%	1
MEDEXPRESS URGENT CARE, MOSSIDE		1			1
777 URGENT CARE			1	100%	1
SPARTANBURG REGIONAL MEDICAL CENTER			1	100%	1
JPS HEALTH CENTER AT TRUE WORTH PLACE			1	100%	1
Fairhope		1			1
MINUTECLINIC DIAGNOSTIC OF VIRGINIA, LLC #1980		1			1
GENDERXPRESS/PICTURE ME PERFECT IMAGING			1	100%	1
C V S / PHARMACY #833		1			1
TENNOVA HEALTHCARE - CLEVELAND			1	100%	1
SAINT LEO UNIVERSITY INCORPORATED			1	100%	1
APPLING NURSING & REHABILITATION PAVIL		1			1
Manor Care of Dallastown d/b/a ManorCare Health Services - Dallastown		1			1
WEST VIRGINIA UNIVERSITY HOSPITALS			1	100%	1
ADVENTHEALTH MEDICAL GROUP UROLOGY AT EAST ORLANDO		1			1
FLORIDA EPIDEMIOLOGY PROGRAM			1	100%	1
EASTMAN HEALTHCARE & REHAB		1			1
GENESIS MICROBIOLOGY LAB		1			1
FAU MEMORY & WELLNESS CENTER			1	100%	1
San Antonio Residence and Rehabilitation Center		1			1
OUCH URGENT CARE			1	100%	1
SAINT JOSEPHS HOSPITAL OF ATLANTA			1	100%	1
RCP OF MEMORIAL WEST			1	100%	1

COVID-19: testing by laboratory

Data through Feb 19, 2021 verified as of Feb 20, 2021 at 09:25 AM

Data in this report are provisional and subject to change.

The numbers in the table below represent the number of Florida and non-Florida residents for whom test results were received by the Department of Health. A person can be tested by more than one laboratory and can have both positive and negative results. **Therefore, the sum of the numbers in each column will be larger than the total number of people tested.**

Reporting lab	Inconclusive	Negative	Positive	Percent positive	Total
CVS TX7288POCT DALLAS		1			1
CVS PA1074POCT KENNETT SQUARE		1			1
OAKMONT EAST- GREENVILLE SC, LLC		1			1
MARTIN HEALTH PHYSICIAN GROUP			1	100%	1
CROSSROADS URGENT CARE PLLC		1			1
PROGRESSIVE MEDICAL RESEARCH			1	100%	1
Rockcastle Health and Rehab		1			1
ORLANDO PHYSICIAN NETWORK		1			1
FAMILY PRACTICE OF CENTRAL FLORIDA PA			1	100%	1
EVANS FAMILY CARE PA			1	100%	1
FLORIDA HEALTH CARE MEDICAL GROUP		1			1
URGENT DOC -NACOGODOCHES CLINIC			1	100%	1
MBMG OF WINTER HAVEN			1	100%	1
Crisp Regional Nursing and Rehab Center		1			1
HORIZON MEDICAL CENTER			1	100%	1
CHOTA COMMUNITY HEALTH SERVICES		1			1
THE INTERNAL MEDICAL GROUP		1			1
LIFELINK TRANSPLANT INSTITUTE LAB			1	100%	1
FLORIDA CLINICAL RESEARCH CENTER, LLC			1	100%	1
LIFE CARE CENTER OF HILTON HEAD		1			1
MEDEXPRESS URGENT CARE - HADLEY		1			1
JOHNSON & JOHNSON VISION CARE-VISTAKON			1	100%	1
CLEVELAND CLINIC OHIO LABORATORIES			1	100%	1
MERCY MEDICAL CENTER INC			1	100%	1
WHEATON FRANCISCAN LABORATORY			1	100%	1
CHC			1	100%	1
HOLLAND COMMUNITY HOSPITAL		1			1
MEMORIAL HOSPITAL LOS BANOS			1	100%	1
FLORIDA FAMILY LABORATORY		1			1
WELL-KEY URGENT CARE SEVIERVILLE			1	100%	1
LANTANA HC LAB			1	100%	1
SEATTLE-KING COUNTY			1	100%	1
MONMOUTH MEDICAL CENTER		1			1
GOSHEN HOSPITAL			1	100%	1
SANITAS RESEARCH LLC			1	100%	1
WALMART PHARMACY 10-4554		1			1
MEDEXPRESS URGENT CARE - WICHITA, N MAIZE RD		1			1
Kroger 397 - The Little Clinic Frankfort East		1			1
Bethel Lutheran Nursing & Rehabilitation Center		1			1
Memorial Health Care Center			1	100%	1
TIMPANOGOS REGIONAL HOSPITAL			1	100%	1
Parkside Manor		1			1
AURORA CONSOLIDATED LABORATORY			1	100%	1
Kroger 705 - The Little Clinic Richmond		1			1
The Center at Centennial			1	100%	1
American Fork Care Center dba Heritage Care Center		1			1
Beth Sholom Home of Eastern Virginia			1	100%	1

COVID-19: testing by laboratory

Data through Feb 19, 2021 verified as of Feb 20, 2021 at 09:25 AM

Data in this report are provisional and subject to change.

The numbers in the table below represent the number of Florida and non-Florida residents for whom test results were received by the Department of Health. A person can be tested by more than one laboratory and can have both positive and negative results. **Therefore, the sum of the numbers in each column will be larger than the total number of people tested.**

Reporting lab	Inconclusive	Negative	Positive	Percent positive	Total
ALLEGANY COUNTY DEPARTMENT OF HEALTH		1			1
Hillside Manor Rehabilitation and Extended Care Center		1			1
TAYLOR COUNTY HEALTH DEPARTMENT			1	100%	1
H/L of WEst ASHley Rhabilitation and Nursing Center		1			1
Vista Park			1	100%	1
PHYSICIAN ASSOCIATES, LLC			1	100%	1
ADVENTHEALTH HOME CARE WATERMAN			1	100%	1
Mountain City Care and Rehabilitation Center		1			1
A.G. Rhodes		1			1
Riviera Health Resort		1			1
KIOSK MEDICINE KENTUCKY LLC		1			1
SHAW MEDICAL GROUP LLC			1	100%	1
Community Care Center of Heritage House, LLC			1	100%	1
MORSELIFE HOME CARE INC			1	100%	1
Rehab Select of Talladega		1			1
MINUTECLINIC DIAGNOSTIC OF KANSAS, PC		1			1
MEDEXPRESS URGENT CARE - WESTFIELD, E MAIN ST			1	100%	1
SHERIDAN AT HOBE SOUND, THE			1	100%	1
Kroger 588 - The Little Clinic Thompsons Station		1			1
MEDICAL EXAMINERS OFFICE, LEESBURG			1	100%	1
MISSISSIPPI VALLEY REGIONAL BLOOD CENTER			1	100%	1
LabCorp L#09258295 M#09258285			1	100%	1
HOUSTON MEDICAL CENTER			1	100%	1
OHSU LABORATORY SERVICES		1			1
SKY LAKES MEDICAL CENTER		1			1
CONTINENTAL HOME HEALTH CARE INC			1	100%	1
PREMIUM HOME HEALTH CARE INC			1	100%	1
PROVIDENCE PORTLAND MEDICAL CENTER		1			1
AVON PARK CLUSTER		1			1
Kroger 101 - The Little Clinic Hill Top		1			1
SOUTH DADE NURSING & REHABILITATION CENTER			1	100%	1
Juniper Village at Bucks County		1			1
NEW RIVER HEALTH DISTRICT			1	100%	1
PALMETTO CHARTER SCHOOL		1			1
MEDCARE QUALITY MEDICAL CENTER LLC			1	100%	1
ST ANTHONY COMMUNITY HOSPITAL LAB		1			1
ST FRANCIS MEDICAL CENTER			1	100%	1
AVERA SACRED HEART HOSPITAL			1	100%	1
Arlington Care Center			1	100%	1
Piqua Manor		1			1
GOOD SAMARITAN HOSPITAL			1	100%	1
Autumn Care of Suffolk		1			1
DORAL KIDNEY CENTER			1	100%	1
Orange City Nursing and Rehab Center			1	100%	1
PHYSICIANS URGENT CARE			1	100%	1
MINUTECLINIC DIAGNOSTIC OF NEW MEXICO LLC #7552		1			1
YUMA REGIONAL MEDICAL CENTER			1	100%	1

COVID-19: testing by laboratory

Data through Feb 19, 2021 verified as of Feb 20, 2021 at 09:25 AM

Data in this report are provisional and subject to change.

The numbers in the table below represent the number of Florida and non-Florida residents for whom test results were received by the Department of Health. A person can be tested by more than one laboratory and can have both positive and negative results. **Therefore, the sum of the numbers in each column will be larger than the total number of people tested.**

Reporting lab	Inconclusive	Negative	Positive	Percent positive	Total
SILVERMAN			1	100%	1
LONESTAR 24HRER MANAGEMENT LLC DBA LONESTAR 24HRER			1	100%	1
CVS TX8322POCT AUSTIN		1			1
WALGREENS NO 10512			1	100%	1
MEDAC AT PORTERS NECK			1	100%	1
Consulate Health Care of Tallahassee			1	100%	1
LOUISIANA STATE LAB			1	100%	1
SOMA MEDICAL CENTER PA #3 GREENACRES			1	100%	1
ALABAMA REFERENCE LAB			1	100%	1
TMH PHYSICIAN PARTNERS QUINCY			1	100%	1
ENT AND ALLERGY ASSOCIATES OF FLORIDA, LLC			1	100%	1
ALLEGHENY GENERAL HOSPITAL			1	100%	1
ENCORE AT BOCA RATON, THE			1	100%	1
ARTESIAN HOME		1			1
CVS PA1193POCT JENKINTOWN		1			1
CENTRAL FLORIDA INTERNAL OCCUPATIONAL AND		1			1
FIRST PHYSICIANS GROUP - LORRAINE CORNERS		1			1
NONA MEDICAL ARTS		1			1
CVS AZ7841POCT TUCSON		1			1
DOCTORS HOSPITAL OF LAREDO			1	100%	1
CVS AZ9210POCT SCOTTSDALE		1			1
DEVLIN MANOR NURSING AND REHABILITATION		1			1
HIGHLAND LABORATORY			1	100%	1
MARTIN LUTHER KING RENAL INSTITUTE			1	100%	1
POUDRE VALLEY HOSPITAL			1	100%	1
QUALITY LAB			1	100%	1
CVS CA9803POCT RIVERSIDE		1			1
MARYLAND DEPARTMENT OF HEALTH AND MENTAL HYGIENE			1	100%	1
ADVANCED MEDICAL LABORATORIES (AML)			1	100%	1
NORTHWEST TEXAS HEALTHCARE SYSTEM,INC			1	100%	1
LOGAN COUNTY HOSPITAL			1	100%	1
MINUTE-CLINIC DIAGNOSTIC OF VIRGINIA, LLC #3949		1			1
GENESIS HEALTH SYSTEM			1	100%	1
FIVE STAR PREMIER RESIDENCES OF POMPANO BEACH			1	100%	1
VANAJA SUREDDI MD PA			1	100%	1
GWINNETT MEDICAL CENTER			1	100%	1
SC-GA2018 THE RIDGE REHABILITATION & H		1			1
MEDEXPRESS URGENT CARE - BECKLEY		1			1
Remarkable Healthcare Dallas			1	100%	1
AESTHETIC PHYSICIANS PC			1	100%	1
SUNCOAST FAMILY MEDICAL ASSOCIATES			1	100%	1
PANCARE HEALTH - BRUCE			1	100%	1
WORKFORCE HEALTH DEPARTMENT			1	100%	1
THE MEDICAL CENTER			1	100%	1
LANGLEY DIALYSIS			1	100%	1
MEDICAL LIFE-INC GUIDEWELL EMERGENCY MEDICINE			1	100%	1
Miller Health Care Center			1	100%	1

COVID-19: testing by laboratory

Data through Feb 19, 2021 verified as of Feb 20, 2021 at 09:25 AM

Data in this report are provisional and subject to change.

The numbers in the table below represent the number of Florida and non-Florida residents for whom test results were received by the Department of Health. A person can be tested by more than one laboratory and can have both positive and negative results. **Therefore, the sum of the numbers in each column will be larger than the total number of people tested.**

Reporting lab	Inconclusive	Negative	Positive	Percent positive	Total
Kroger - KRO03400316			1	100%	1
WELLINGTON WEST 100176			1	100%	1
SUN CITY DIAGNOSTIC CENTER			1	100%	1
HSRE-ASL CASSELBERRY TRS, LLC			1	100%	1
Ashland Place Health and Rehabilitation, LLC		1			1
WESTEX URGENT CARE, PLLC			1	100%	1
ROCKLEDGE HEALTH & REHABILITATION CENTER			1	100%	1
EXACCARE KINGSTON, LLC			1	100%	1
SYNAPSE ANALYTICAL LABS		1			1
CVS AZ33POCT TEMPE		1			1
ALL PRO ORTHOPEDICS & SPORTS MEDICINE, PA			1	100%	1
DEVITA		1			1
MARLBORO URGENT CARE		1			1
CLEVELAND CLINIC OUTPATIENT LABORATORY			1	100%	1
ATHENS MEDICAL CENTER			1	100%	1
Fulton County Medical Center Long Term Care			1	100%	1
Sevierville Health and Rehabilitation		1			1
GREATER TAMPA AT HOME			1	100%	1
SV MOBILE HEALTH			1	100%	1
EPIC CARE PHARMACY		1			1
Harris Hill Nursing Facility		1			1
MEDEXPRESS URGENT CARE - BENTON		1			1
WESTOX LABS		1			1
CALIFORNIA PUBLIC HEALTH LABORATORY			1	100%	1
MED CHOICE CENTER OF NORTH MIAMI			1	100%	1
AUTUMN HOUSE			1	100%	1
WILMINGTON NURSING AND REHAB			1	100%	1
CHATSWORTH ASSISTED LIVING COMMUNITY AT PGA NATIONAL			1	100%	1
Gulf Coast health and Rehabilitation, LLC		1			1
CVS RI326POCT NORTH SMITHFIELD		1			1
ST. LUKES HOSPITAL			1	100%	1
MEDICAL CLINIC OF HOUSTON			1	100%	1
MEDEXPRESS URGENT CARE - WAYNESBURG		1			1
Terrace Glen Village		1			1
CORNERSTONE OF RECOVERY INC		1			1
REEVES COUNTY HOSPITAL DISTRICT			1	100%	1
MEDEXPRESS URGENT CARE, EDWARDSVILLE		1			1
CYPRESS VILLAGE REHAB CENTER		1			1
UNIVERSITY OF BALTIMORE WASHINGTON MEDICAL CENTER			1	100%	1
SPRING VALLEY HOSPITAL MEDICAL CENTER			1	100%	1
NORTHEAST BAPTIST HOSPITAL			1	100%	1
Pontotoc Health and Rehab		1			1
SUMMIT COUNTY PUBLIC HEALTH DEPARTMENT			1	100%	1
TLC MEDICAL			1	100%	1
Smg/North Jersey Hematology & Oncology		1			1
WVU MEDICINE AT SUNCREST TOWNE CENTRE			1	100%	1
MARINA DEL REY HOSPITAL LAB			1	100%	1

COVID-19: testing by laboratory

Data through Feb 19, 2021 verified as of Feb 20, 2021 at 09:25 AM

Data in this report are provisional and subject to change.

The numbers in the table below represent the number of Florida and non-Florida residents for whom test results were received by the Department of Health. A person can be tested by more than one laboratory and can have both positive and negative results. **Therefore, the sum of the numbers in each column will be larger than the total number of people tested.**

Reporting lab	Inconclusive	Negative	Positive	Percent positive	Total
DIRECT PRIMARY CARE OF BURLESON			1	100%	1
KNOX COMMUNITY HOSPITAL			1	100%	1
COX HEALTH SOUTH LAB			1	100%	1
MOORE CLINICAL RESEARCH INC			1	100%	1
INSTANT MEDICAL CARE CENTER			1	100%	1
PROVIDENCE ST PETER HOSPITAL		1			1
PARK LANE NURSING HOME		1			1
SOUTHWOOD NURSING & RETIREMENT CENTER		1			1
TREASURE COAST PRIMARY CARE		1			1
NYU LANGONE AMBULATORY CARE LAKE SUCCE		1			1
PEACE HEALTH FAMILY MEDICINE AT 87TH AVE		1			1
MORGAN STANELY HEALTH CENTER		1			1
GIFFORD MEMORIAL HOSPITAL		1			1
Walgreens #10851		1			1
CAMBRIDGE HEALTH ALLIANCE			1	100%	1
PARRISH MEDICAL GROUP			1	100%	1
MEDSTAR URGENT CARE, LLC			1	100%	1
Kroger 481 - The Little Clinic Houston Levee		1			1
SOUTHWOOD HEALTHCARE CENTER		1			1
Hearthstone Nursing and Rehabilitation Center		1			1
MINUTECLINIC DIAGNOSTIC OF OHIO #5060		1			1
CENTRAL FLORIDA ADULT MEDICINE		1			1
SANTA MONICA CA-UCLA MC			1	100%	1
CHILDRENS SPECIALIST PEDIATRIC PULMMOLOGY &			1	100%	1
UNIVERSITY OF IOWA HOSPITALS & CLINICS			1	100%	1
MAYO CLINICAL LABORATORIES		1			1
Grangeville Health and Rehab		1			1
EUGENE T FINAN, MD			1	100%	1
Senatobia Healthcare & Rehab		1			1
PENSACOLA PATHOLOGY		1			1
MEDCOR INC			1	100%	1
CVS / PHARMACY #10794			1	100%	1
Kroger 400 - The Little Clinic Hartley Bridge Rd			1	100%	1
CVS MA1845POCT WILMINGTON		1			1
RAPID MEDLAB (002MO)		1			1
RICHMOND MEDICAL CENTER FOR WOMEN		1			1
NEMOURS CHILDRENS PRIMARY CARE CLERMONT			1	100%	1
FLAGLER MEDICAL ASSOCIATES PA			1	100%	1
THE MEDICAL CENTER AT BOWLING GREEN			1	100%	1
JOHN D. ARCHBOLD MEMORIAL HOSPITAL			1	100%	1
VA COMMUNITY BASED CLINIC - LAKE CITY			1	100%	1
PRIMARY AND URGENT CARE			1	100%	1
REELFOOT FAMILY WALK-IN CLINIC		1			1
Kroger 699 - The Little Clinic Smyrna		1			1
C A R E S		1			1
DIAGNOSTIC GROUP INTEGRATED HEALTHCARE			1	100%	1
CVS OH2486POCT NILES			1	100%	1

COVID-19: testing by laboratory

Data through Feb 19, 2021 verified as of Feb 20, 2021 at 09:25 AM

Data in this report are provisional and subject to change.

The numbers in the table below represent the number of Florida and non-Florida residents for whom test results were received by the Department of Health. A person can be tested by more than one laboratory and can have both positive and negative results. **Therefore, the sum of the numbers in each column will be larger than the total number of people tested.**

Reporting lab	Inconclusive	Negative	Positive	Percent positive	Total
INDIANA STATE DEPARTMENT OF HEALTH CLINIC MICROBIOLOGY		1			1
UNIVERISTY HOSPITAL			1	100%	1
MEDSTAR HEALTH URGENT CARE			1	100%	1
GRAND VIEW HOSPITAL			1	100%	1
ST GERARD'S COMMUNITY OF CARE		1			1
WALGREENS #01398			1	100%	1
PRIMARY CARE & PEDIATRICS - SHEPHERSTOWN		1			1
MCH PHYSICIANS GROUP			1	100%	1
Valley Center (WV)			1	100%	1
SIMPLY HEALTHCARE AND WELLNESS CLINIC, PC			1	100%	1
GENESEEE COUNTY HEALTH DEPARTMENT		1			1
BRANDON OUTREACH CLINIC			1	100%	1
PEDIATRIC PARTNERS OF ZEPHYRHILLS PA			1	100%	1
PALM COAST DRAW STATION/AMERICAN HEALTH ASSOCIATES		1			1
ESOTERIC LAB			1	100%	1
CVS M05727POCT PLATTE CITY		1			1
HEARTLAND REGIONAL MEDICAL CENTER		1			1
HOME AIDE SVC OF EASTERN NY INC D/B/A		1			1
LABONE		1			1
PALMETTO BAY MEDICAL CENTER			1	100%	1
LABTOX LABORATORIES			1	100%	1
BAPTIST HEALTH EXPRESS CARE			1	100%	1
NEW YORK PRESBYTERIAN HOSPITAL			1	100%	1
ENCOMPASS HEALTH REHABILITATION HOSPITAL OF MIAMI			1	100%	1
CVS NH1004POCT SALEM			1	100%	1
TREASURE COAST COMMUNITY HEALTH INC			1	100%	1
Villages of St.Peters		1			1
ABBOTT LABORATORIES - OCCUPATIONAL HEALTH SERVICES			1	100%	1
HCA HOUSTON ER 24/7			1	100%	1
CARENOW URGENT CARE - SPRING			1	100%	1
MINNESOTA DEPARTMENT OF HEALTH LABORATORY			1	100%	1
EXCEL URGENT CARE OF NJ			1	100%	1
UNIVERSITY URGENT CARE			1	100%	1
MIAMI CEREBRAL PALSY RESIDENTIAL			1	100%	1
CVS IL8750POCT CHICAGO		1			1
WW Chem Auto SS			1	100%	1
IZ MEDICAL		1			1
BAPTIST HEALTH SURGERY CENTER			1	100%	1
AYASS BIOSCIENCE LLC			1	100%	1
PACE UNIVERSITY HEALTH CARE		1			1
Kroger - KRO62000426			1	100%	1
1ST CHOICE URGENT CARE CENTER LLC			1	100%	1
RIVERSIDE COUNTY PUBLIC HEALTH LABORATORY			1	100%	1
HERNANDO COUNTY HEALTH DEPT			1	100%	1
MEMORIAL MEDICAL CENTER			1	100%	1
CARE CONNECTIONS AT HOME LLC			1	100%	1
HOLY CITY MED URGENT CARE			1	100%	1

COVID-19: testing by laboratory

Data through Feb 19, 2021 verified as of Feb 20, 2021 at 09:25 AM

Data in this report are provisional and subject to change.

The numbers in the table below represent the number of Florida and non-Florida residents for whom test results were received by the Department of Health. A person can be tested by more than one laboratory and can have both positive and negative results. **Therefore, the sum of the numbers in each column will be larger than the total number of people tested.**

Reporting lab	Inconclusive	Negative	Positive	Percent positive	Total
ASCENSION ST VINCENT'S - WESTSIDE			1	100%	1
SUSAN F. WILLIAMS M.D., P.A.			1	100%	1
SC-GA2018 MCCORMICK REHAB & HEALTHCARE		1			1
AML DIAGNOSTICS- ADV TESTING IN METABOLIC MEDICINE			1	100%	1
Kroger - KR070600172		1			1
CVS CA9103POCT ESCONDIDO		1			1
DAUGHTERS OF SARAH NURSING CENTER		1			1
MADISON AT OVIEDO			1	100%	1
TRIPLE O MEDICAL SERVICES INC			1	100%	1
BARRINGTON TERRACE NAPLES			1	100%	1
Walgreens #9620		1			1
Kroger 541 - The Little Clinic Long Hollow Pike		1			1
MED FIRST IMMEDIATE CARE AND FAMILY PRACTICE			1	100%	1
INTEGRATED GENETICS SEQUENOM		1			1
NORTHSIDE HOSPITAL DULUTH			1	100%	1
SLIDELL MEMORIAL HOSPITAL			1	100%	1
LIFELINK OF FLORIDA			1	100%	1
MOBILE INFIRMARY MEDICAL CENTER			1	100%	1
ICARE		1			1
Kroger 49 - The Little Clinic Wichita - 21st St.			1	100%	1
LABTEST LLC LABTEST DIAGNOSTICS			1	100%	1
STATE OF ALASKA			1	100%	1
SOUTHERN WINDS			1	100%	1
CORPUS CHRISTI MEDICAL CENTER			1	100%	1
MINUTECLINIC # 21110			1	100%	1
DEACONESS URGENT CARE CENTER			1	100%	1
CVS OH3980POCT KENT		1			1
NORTH PALM BEACH DIALYSIS CENTER			1	100%	1
CVS MA41POCT TAUNTON		1			1
MINUTECLINIC DIAGNOSTIC OF VIRGINIA, LLC		1			1
BAPTIST HEALTH SURGERY CENTER AT NORTHPOINT			1	100%	1
Towne Manor West		1			1
DW MCMILLAN MEMORIAL HOSPITAL LABORATORY			1	100%	1
CLINICAL TRIALS OF TAMPA LLC		1			1
MIL LAKE HEALTHCARE CENTER INC PEDIATRICS			1	100%	1
COMMONWEALTH OF VIRGINIA DIVISION OF CONSOLIDATED LABORATORY SERVICES			1	100%	1
SUNCOAST COMMUNITY HEALTH CENTERS INC		1			1
Glenview Terrace Nursing Center		1			1
VIRGINIA UROLOGY		1			1
DIGNITY HEALTH GOHEALTH		1			1
IVAN, MAYA			1	100%	1
SHP WESTCHESTER LLC		1			1
BEST CARE COMMUNITY AND FAMILY HEALTH CENTER INC			1	100%	1
LAKE COMMUNITY ACTION AGENCY		1			1
DUKE UNIVERSITY POINT OF CARE TESTING PROGRAM			1	100%	1
CVS TX1057POCT SAN ANTONIO		1			1
MID-FLORIDA CANCER CENTERS		1			1

COVID-19: testing by laboratory

Data through Feb 19, 2021 verified as of Feb 20, 2021 at 09:25 AM

Data in this report are provisional and subject to change.

The numbers in the table below represent the number of Florida and non-Florida residents for whom test results were received by the Department of Health. A person can be tested by more than one laboratory and can have both positive and negative results. **Therefore, the sum of the numbers in each column will be larger than the total number of people tested.**

Reporting lab	Inconclusive	Negative	Positive	Percent positive	Total
SOUTH FLORIDA URGENT CARE CENTERS, LLC			1	100%	1
HAWAII DEPARTMENT OF HEALTH LAB			1	100%	1
HEALTHCARE ASSOCIATES OF IRVING, LLP			1	100%	1
VIVEX/UMTB BIOMEDICAL			1	100%	1
CAROMONT HEALTH			1	100%	1
SAINT BARNABAS MEDICAL CENTER		1			1
HENRICO DOCTOR'S LABORATORY			1	100%	1
CVS IL2297144CV CHICAGO		1			1
CVS NM8918POCT ALBUQUERQUE		1			1
SOUTHEASTERN INTEGRATED MEDICAL PL			1	100%	1
LEE MEMORIAL HOSPITAL OUTPATIENT SURGERY CENTER			1	100%	1
Excel Care Center			1	100%	1
Kroger 532 - The Little Clinic Murfreesboro		1			1
MISSOURI DEPARTMENT OF HEALTH AND SENIOR SERVICES - STATE PH LAB		1			1
CVS MA1006POCT BROCKTON		1			1
MERITUS MEDICAL CENTER			1	100%	1
INTERNAL MEDICINE EMILIA MURRAY MD PA		1			1
XSTREMEMD			1	100%	1
MEMORIAL HOSPITAL OF TAMPA			1	100%	1
ORMOND BEACH DIALYSIS			1	100%	1
JACK M MATHENY II MD			1	100%	1
KEATING SPORTS CENTER		1			1
PALM BEACH COUNTY HEALTH DEPT.			1	100%	1
ENT & ALLERGY ASSOCIATES, LLP - SLEEPY HOLLOW (ABBOTT)		1			1
Alden North Shore			1	100%	1
MEDEXPRESS URGENT CARE - RUSSELLVILLE, W MAIN ST		1			1
MEDEXPRESS URGENT CARE - CONWAY		1			1
FREDERICK MEMORIAL HOSPITAL			1	100%	1
TITUSVILLE REHABILITATION AND NURSING CENTER		1			1
ORLANDO HEALTH MEDICAL GROUP			1	100%	1
CONWAY - SHERWOOD URGENT CARE			1	100%	1
CVS CA9715POCT THOUSAND OAKS		1			1
MINUTE CLINIC DIAGNOSTIC PA			1	100%	1
CARENOW MIDTOWN			1	100%	1
BAYCARE OUTREACH LAB WH SOUTH			1	100%	1
HALIFAX HEALTH PRIMARY CARE			1	100%	1
SHAH			1	100%	1
ACCESS FAMILY CARE LLC			1	100%	1
MEDICAL CITY NORTH HILLS			1	100%	1
THEDACARE FAMILY MEDICINE GATEWAY			1	100%	1
GILBERT MEDICAL GROUP			1	100%	1
WINTER PARK MEMORIAL HOSPITAL LABORATORY		1			1
SOLARIS HEALTHCARE PLANT CITY		1			1
LEXINGTON HOSPITAL CORPORATION			1	100%	1
FLAGLER CARE CENTER			1	100%	1
PRISMA HEALTH TUOMEY LABORATORY			1	100%	1
THE NEW JEWISH HOME		1			1

COVID-19: testing by laboratory

Data through Feb 19, 2021 verified as of Feb 20, 2021 at 09:25 AM

Data in this report are provisional and subject to change.

The numbers in the table below represent the number of Florida and non-Florida residents for whom test results were received by the Department of Health. A person can be tested by more than one laboratory and can have both positive and negative results. **Therefore, the sum of the numbers in each column will be larger than the total number of people tested.**

Reporting lab	Inconclusive	Negative	Positive	Percent positive	Total
BLACKBAG DIGITAL HEALTH LLC		1			1
SSC NASHVILLE OPERATING CO LLC D/B/A		1			1
GEORGE WASHINGTON UNIVERSITY HOSPITAL			1	100%	1
Lenbrook		1			1
QUEST INC			1	100%	1
CENTRAL FLORIDA MEDICAL CARE			1	100%	1
OPTUM MEDICAL CLINIC IN ROCKRIMMON			1	100%	1
Kroger 682 - The Little Clinic New Holland Market			1	100%	1
PAMC MICRO LAB			1	100%	1
HEALTH EXPRESS		1			1
Imperial Healthcare Centre			1	100%	1
FLORIDA CLINICAL LABORATORY INC DBA			1	100%	1
PREMIER MOBILE HEALTH SERVICES, LLC			1	100%	1
AUSTIN URGENT CARE			1	100%	1
CHILDREN'S MEMORIAL HOSPITAL			1	100%	1
ST CATHERINE HOSPITAL LABORATORY			1	100%	1
Bay View Nursing and Rehabilitation Center			1	100%	1
LAB PLUS, LLC AT ASCENSION SAINT THOMA		1			1
KROGER 785 - THE LITTLE CLINIC DIXIE HWY		1			1
UT HEALTH RGV CLINICAL LABORATORY			1	100%	1
The Carrington		1			1
URGENT CARE OF COASTAL GEORGIA			1	100%	1
AFTER HOURS CLINIC			1	100%	1
UF HEALTH THE VILLAGES			1	100%	1
FRASER MEMORIAL HOSPITAL			1	100%	1
CVS AZ5892POCT LAVEEN		1			1
15 TO KNOW			1	100%	1
Country View of Sunbury			1	100%	1
NORTHEAST FLORIDA HEALTH SERVICES			1	100%	1
HENRY FORD WEST BLOOMFIELD HOSPITAL			1	100%	1
LAKE REGIONAL HEALTH			1	100%	1
MOSOLF PEDIATRICS PA			1	100%	1
PEDIATRIC PARTNERS			1	100%	1
GIBSON AREA PRIMARY CARE			1	100%	1
Diversicare of Smyrna		1			1
MCLEOD MEMORIAL HOSPITAL CLARENDON			1	100%	1
MAYO CLINIC OUTPATIENT DIALYSIS CENTER			1	100%	1
LAKE MARY DIALYSIS			1	100%	1
PATHOLOGYT & LAB MEDICINE SERVICES			1	100%	1
OAK HAVEN REHAB AND NURSING CENTER			1	100%	1
NORTH MIAMI BEACH SURGICAL CENTER			1	100%	1
PROFESSIONAL DIALYSIS CENTER			1	100%	1
Kroger 909 - The Little Clinic Hamilton			1	100%	1
HOCHBERG LOWER SCHOOL		1			1
PREMIER PEDIATRICS			1	100%	1
RIDGE OPTUM FLORIDA			1	100%	1
SELF REGIONAL HEALTHCARE			1	100%	1

COVID-19: testing by laboratory

Data through Feb 19, 2021 verified as of Feb 20, 2021 at 09:25 AM

Data in this report are provisional and subject to change.

The numbers in the table below represent the number of Florida and non-Florida residents for whom test results were received by the Department of Health. A person can be tested by more than one laboratory and can have both positive and negative results. **Therefore, the sum of the numbers in each column will be larger than the total number of people tested.**

Reporting lab	Inconclusive	Negative	Positive	Percent positive	Total
HENRY FORD HOSPITAL			1	100%	1
WALGREENS #10854		1			1
LEHIGH REGIONAL WOUND CENTER			1	100%	1
CVS NV9586POCT RENO		1			1
MT SINA1 HOSPICE			1	100%	1
LUMICO LIFE INSURANCE COMPANY		1			1
PALM COTTAGE OPERATOR LLC			1	100%	1
ST MARY'S OF SAGINAW		1			1
SOWAL HEALTH & DRUG			1	100%	1
ATRIA TAMARAC			1	100%	1
BERKSHIRE MEDICAL CENTER			1	100%	1
NEW ERA HEALTH CENTER INC		1			1
JUPITER MEDICAL CENTER INC			1	100%	1
LARKIN COMMUNITY HOSPITAL PALM SPRINGS CAMPUS			1	100%	1
Mary Anna Nursing Home		1			1
JFK INTERNAL MEDICINE FACULTY PRACTICE			1	100%	1
PALM BEACH DIGESTIVE ASSOCIATES			1	100%	1
RESIDENCES AT MIAMI / REIGN GARDENS LLC, THE			1	100%	1
WELLMED AT LINEBAUGH AVE			1	100%	1
DOCTORS CARE - AIKEN MALL			1	100%	1
Kroger - KRO70300083			1	100%	1
NICKLAUS CHILDREN'S DORAL OUTPATIENT CENTER			1	100%	1
JUPITER PEDIATRIC ASSOCIATES, PA			1	100%	1
CORMEUM LAB SERVICES, LLC			1	100%	1
ADVENTHEALTH MEDICAL GROUP PEDIATRICS DIABETES &			1	100%	1
Lutheran Community at Telford		1			1
HEALTH ALLIANCE			1	100%	1
PALMETTO PRIMARY CARE PHYSICIANS			1	100%	1
KID FIXERS		1			1
RAYMOND F CARON MD			1	100%	1
Walgreens #11724		1			1
KATHY L ANDERSON DO PA			1	100%	1
WESLEY MEDICAL CENTER			1	100%	1
BRADENTON DIALYSIS			1	100%	1
SUTTER GOULD MEDICAL FOUNDATION			1	100%	1
ROSE HAVEN NURSING CENTER		1			1
Ash Flat Healthcare and Rehabilitation Center			1	100%	1
ELLIS HOSPITAL URGENT CARE CENTER LAB		1			1
Livingston County Center for Nursing and Rehabilitation		1			1
CATHEDRAL GERONTOLOGY CENTER DBA CATHEDRAL CARES			1	100%	1
LCCMC LAB SUBSECTION		1			1
VETERANS AFFAIRS MEDICAL CENTER - EAST ORANGE			1	100%	1
CARENOW-MONTGOMERY			1	100%	1
HELGEMO & LIOU PEDIATRICS			1	100%	1
LOURDES URGENT CARE			1	100%	1
BAYOU URGENT CARE			1	100%	1
PALM BEACH DIABETES AND ENDOCRINE SPECIALISTS, PA			1	100%	1

COVID-19: testing by laboratory

Data through Feb 19, 2021 verified as of Feb 20, 2021 at 09:25 AM

Data in this report are provisional and subject to change.

The numbers in the table below represent the number of Florida and non-Florida residents for whom test results were received by the Department of Health. A person can be tested by more than one laboratory and can have both positive and negative results. **Therefore, the sum of the numbers in each column will be larger than the total number of people tested.**

Reporting lab	Inconclusive	Negative	Positive	Percent positive	Total
PRIMACARE MEDICAL LAKEWOOD			1	100%	1
THE CLINIC ON SIXTH			1	100%	1
MEDEXPRESS URGENT CARE CHICOPEE			1	100%	1
PM PEDIATRICS PC			1	100%	1
West Bay of Tampa Center			1	100%	1
HEALTHFORCE PARTNERS INC			1	100%	1
CVS KS676POCT LAWRENCE		1			1
ORCHID TERRACE		1			1
Kroger 390 - The Little Clinic North College Hill		1			1
PEDRO L ORTEGA MD PA			1	100%	1
MERCY HOME		1			1
RIVERSIDE REGIONAL MED CENTER			1	100%	1
UNIVERSITY OF NORTH CAROLINA HOSPITALS			1	100%	1
THE LITTLE CLINIC LLC			1	100%	1
VAULT MEDICAL SERVICES			1	100%	1
LAB PLUS, LLC			1	100%	1
Tremont Health & Rehabilitation Center		1			1
ADVENT HEALTH - OWASA			1	100%	1
NORTH SHORE HEMATOLOGY-ONCOLOGY ASSOCI		1			1
ROAN MOUNTAIN MEDICAL CENTER			1	100%	1
SHARON REGIONAL MEDICAL CENTER			1	100%	1
PALM COAST DIALYSIS		1			1
THE CHILDREN'S HOSPITAL OF PHILADELPHIA		1			1
MARTIN ARMY COMMUNITY HOSPITAL			1	100%	1
PANCARE HEALTH - CARR ELEM & MIDDLE SCHOOL			1	100%	1
CSI LABORATORIES FLORIDA			1	100%	1
PULMONARY MEDICINE		1			1
Kroger 717 - The Little Clinic Dolphin Drive			1	100%	1
CARESPOT - OCOEE			1	100%	1
MEDPOST - NORTH DALLAS			1	100%	1
CHI ST. LUKE'S HEALTH BCM MEDICAL CENTER			1	100%	1
ST JOHNS EPISCOPAL HOSPITAL SOUTH SHORE		1			1
VISTA LAKE ASSISTED LIVING			1	100%	1
MINUTECLINIC LLC (2335)		1			1
OPTUM PRIMARY CARE			1	100%	1
LOUIS STOKES CLEVELAND VA MEDICAL CENTER			1	100%	1
NORTHWEST FLORIDA SPECIALTY PHYSICIANS LLC		1			1
Kroger 968 - The Little Clinic Colerain Township		1			1
SOUTHWEST ORLANDO FAMILY MEDICINE, PL			1	100%	1
Arch Plaza Nursing and Rehabilitation Center			1	100%	1
ODYSSEY HEALTH CARE OF MARION COUNTY LLC		1			1
PINNACLE DIALYSIS		1			1
HEALTH CARE SERVICES LC			1	100%	1
Eagle Health and Rehabilitation		1			1
ADVENTHEALTH DURAND			1	100%	1
Manor Care Health Services- Wilmington			1	100%	1
CURA LABORATORY SERVICES			1	100%	1

COVID-19: testing by laboratory

Data through Feb 19, 2021 verified as of Feb 20, 2021 at 09:25 AM

Data in this report are provisional and subject to change.

The numbers in the table below represent the number of Florida and non-Florida residents for whom test results were received by the Department of Health. A person can be tested by more than one laboratory and can have both positive and negative results. **Therefore, the sum of the numbers in each column will be larger than the total number of people tested.**

Reporting lab	Inconclusive	Negative	Positive	Percent positive	Total
Kroger 126 - The Little Clinic Cottonwood		1			1
Moab Regional Hospital			1	100%	1
Courtenay Springs Village			1	100%	1
Dugan Memorial Home		1			1
BEAUMONT HOSPITAL			1	100%	1
LITTLE FALLS HOSPITAL LABORATORY		1			1
CITY OF OCALA EMPLOYEE HEALTH AND WELLNESS CENTER			1	100%	1
DR JAMES D FORBES FAMILY CARE CENTER			1	100%	1
SUN CLINICAL LABORATORIES			1	100%	1
JAX FAMILY CARE		1			1
ANDERSON FAMILY MEDICINE			1	100%	1
METROPOLITAN			1	100%	1
THOMAS HOSPITAL			1	100%	1
ER NEAR ME HULEN		1			1
ST VINCENTS OUTPATIENT IMAGING		1			1
CVS AZ7263POCT PHOENIX		1			1
UNLIMITED MEDICAL SERVICES OF FL PL DBA		1			1
DOCTORS AFTER HOURS URGENT CARE CENTER			1	100%	1
FLORIDA HOME HEALTH			1	100%	1
JACKSON MADISON CO. GEN. HOSPITAL			1	100%	1
SURGERY CENTER, THE			1	100%	1
HUNEYCUTT FAMILY PRACTICE			1	100%	1
BETHESDA ON TURKEY CREEK			1	100%	1
SAWGRASS PEDIATRIC PARTNERS LLC			1	100%	1
St. Josephs Hospital			1	100%	1
BEAUMONT URGENT CARE		1			1
Mountain View Manor			1	100%	1
HOUSTON DEPARTMENT OF HEALTH AND HUMAN SERVICES			1	100%	1
WEST COAST CLINICAL LABS INC			1	100%	1
Avera Sr. James Care Center		1			1
AUGUSTA HEALTH CLINICAL LABORATORY			1	100%	1
SWIFTCARE URGENT CARE, PLLC			1	100%	1
GREATER MIAMI DIALYSIS			1	100%	1
MAJESTIC OAKS			1	100%	1
ENCOMPASS HEALTH REHABILITATION			1	100%	1
CENTRAL FLORIDA HOSPITALIST			1	100%	1
MEMORIAL HOSPITAL MIRAMAR WAIVED TESTING			1	100%	1
UMASS MEMORIAL MEDICAL CENTER, INC		1			1
UT MD ANDERSON CANCER CENTER-TUMOR MARKER LAB			1	100%	1
EAST SIDE CLINICAL LABORATORY			1	100%	1
NORTH RIVER FAMILY HEALTH CENTER			1	100%	1
JOSHUA E CHESIR MD		1			1
ADAMS COUNTY HEALTH DEPARTMENT			1	100%	1
ROYAL OAK MEDICAL CENTER LLC DBA CHARACTER FAMILY			1	100%	1
TCPA CLINICAL LABORATORIES			1	100%	1
STEWART MEDICAL GROUP INC			1	100%	1
PUBLIX PHARMACY # 1236			1	100%	1

COVID-19: testing by laboratory

Data through Feb 19, 2021 verified as of Feb 20, 2021 at 09:25 AM

Data in this report are provisional and subject to change.

The numbers in the table below represent the number of Florida and non-Florida residents for whom test results were received by the Department of Health. A person can be tested by more than one laboratory and can have both positive and negative results. **Therefore, the sum of the numbers in each column will be larger than the total number of people tested.**

Reporting lab	Inconclusive	Negative	Positive	Percent positive	Total
Wexner Heritage House			1	100%	1
MEMORIAL HOSPITAL - BELLEVILLE			1	100%	1
Holly Hill Healthcare Center			1	100%	1
PELICAN STATE OUTPATIENT CENTER			1	100%	1
HHCS PHARMACY INC			1	100%	1
Kroger 549 - The Little Clinic Clinton Highway		1			1
GARDENS AT MAPLEWOOD			1	100%	1
TMH CANCER CENTER LABORATORY			1	100%	1
SOUTHEASTERN HEALTH FACILITES, INC		1			1
NAVARRO MEDICAL CENTERS LLC			1	100%	1
EAST FL CORE LAB			1	100%	1
LAKELAND MEDICAL CENTER			1	100%	1
GATEWAY FAMILY HEALTH CLINIC			1	100%	1
CHP COVID-19 (TX)			1	100%	1
MICROBIOLOGY DEPARTMENT			1	100%	1
PCR DIAGNOSTICS			1	100%	1
COVE AT THE MARBELLA,THE			1	100%	1
FAMILY PRACTICE ASSOCIATES		1			1
VA Primary Care Clinic at Meharry		1			1
BAPTIST EMERGENCY HOSPITAL - KELLY			1	100%	1
Kroger 894 - The Little Clinic NEC		1			1
Kroger 672 - The Little Clinic Bill Kennedy & Glenwood		1			1
AVALON MEDICAL GROUP			1	100%	1
Harbert Hills Academy Nursing Home		1			1
ARBOR DIAGNOSTICS, INC		1			1
HOSPICE OF MARION COUNTY INC			1	100%	1
ACCURATE HEALTH SERVICES CORP			1	100%	1
ELKTON TRANSITIONAL CARE CENTER		1			1
VELOCITY URGENT CARE - REDMILL			1	100%	1
SACRED HEART MEDICAL CENTER			1	100%	1
UT HEALTH RIO GRANDE VALLEY PRIMARY CARE AT			1	100%	1
MISSOURI DEPT. OF HEALTH			1	100%	1
Essex Center for Rehabilitation and Healthcare		1			1
ALIMETRIX INC		1			1
GUIDEWELL EMERGENCY MEDICINE DOCTORS LLC #33			1	100%	1
MEMORIALCARE LONG BEACH MEDICAL CENTER			1	100%	1
ELKHART GENERAL HOSPITAL			1	100%	1
AL MANI HEALTH INSTUTUTE		1			1
Alden Lincoln Park			1	100%	1
UMMC MIDTOWN CAMPUS			1	100%	1
KINGWOOD EMERGENCY HOSPITAL			1	100%	1
WALGREENS #10308		1			1
METRO HEALTH HOSPITAL LABORATORY		1			1
Grand Junction VAMC		1			1
ADVENTHEALTH MEDICAL GROUP COMMUNITY MEDICINE			1	100%	1
HACKENSACK UNIVERSITY MEDICAL CENTER		1			1
DE TAR HOSPITAL			1	100%	1

COVID-19: testing by laboratory

Data through Feb 19, 2021 verified as of Feb 20, 2021 at 09:25 AM

Data in this report are provisional and subject to change.

The numbers in the table below represent the number of Florida and non-Florida residents for whom test results were received by the Department of Health. A person can be tested by more than one laboratory and can have both positive and negative results. **Therefore, the sum of the numbers in each column will be larger than the total number of people tested.**

Reporting lab	Inconclusive	Negative	Positive	Percent positive	Total
Parkview Care Center			1	100%	1
MEDEX CLINIC LLC			1	100%	1
CLEMENT MANOR HEALTH CENTER		1			1
Walgreens #5914		1			1
HARDEE COUNTY FIRE RESCUE		1			1
CSL PLASMA LAB			1	100%	1
ANDREWS INSTITUTE AMBULATORY SURGERY CENTER		1			1
MERCYONE DES MOINES MEDICAL CENTER			1	100%	1
INFECTION CONTROL DEPT			1	100%	1
HEALTHCARE FOR THE HOMELESS			1	100%	1
Oakland Nursing and Rehabilitation Center		1			1
Salem Hills Rehabilitation and Nursing Center		1			1
Crestwood Nursing Center		1			1
Kroger 350 - The Little Clinic New Cut Road		1			1
2504-HOMEWOOD		1			1
WESTCOAST FAMILY PRACTICE		1			1
NEW HORIZON PRIMARY CARE LLC			1	100%	1
PM PEDIATRICS OF BAYSIDE, PLLC - RIVE		1			1
ISLANDS ASSISTED LIVING FACILITY,THE			1	100%	1
HELEN HAYES HOSPITAL LABORATORY		1			1
BAPTIST ASI			1	100%	1
LABORATORIO MEDICO CENTRAL CONDOMINO MD			1	100%	1
MIDDLETON PEDIATRICS			1	100%	1
GUTHRIE CORNING HOSPITAL LABORATORY		1			1
FHPG INTERNAL MEDICINE OF BRANDON			1	100%	1
POINTE MEDICAL SERVICES INC			1	100%	1
HEALTH PLUS SUNRISE MEDICAL OFFICE			1	100%	1
FAMILY MEDICINE AT CELEBRATION		1			1
LAKE VISTA DIALYSIS			1	100%	1
CHRISTUS GOOD SHEPHERD MEDICAL CENTER			1	100%	1
KNAPP MEDICAL GROUP			1	100%	1
Integrity Healthcare of Carbondale			1	100%	1
CVS AZ10529POCT SCOTTSDALE		1			1
Jacaranda Manor			1	100%	1
Douglas County Health Center		1			1
ST. LUKE'S HOSPITAL			1	100%	1
Belvoir Woods Health Care Center at The Fairfax		1			1
MANCHESTER COMMONS		1			1
CENTRAL CAROLINA HOSPITAL			1	100%	1
KIDS CARE PEDIATRICS PA			1	100%	1
CVS SC2250POCT COLUMBIA		1			1
SIGNATURE CARE COLLEGE STATION			1	100%	1
CVS GA5622POCT DALLAS		1			1
CARTERSVILLE MEDICAL CENTER			1	100%	1
NEW YORK CITY DEPARTMENT OF HEALTH			1	100%	1
Kroger 531 - The Little Clinic Waterville		1			1
BETHESDA HEALTH PHYSICIANS GROUP		1			1

COVID-19: testing by laboratory

Data through Feb 19, 2021 verified as of Feb 20, 2021 at 09:25 AM

Data in this report are provisional and subject to change.

The numbers in the table below represent the number of Florida and non-Florida residents for whom test results were received by the Department of Health. A person can be tested by more than one laboratory and can have both positive and negative results. **Therefore, the sum of the numbers in each column will be larger than the total number of people tested.**

Reporting lab	Inconclusive	Negative	Positive	Percent positive	Total
PEDIATRIC URGENT CARE CENTR OF FORT WORTH-LA GRAN			1	100%	1
WOOD COUNTY HEALTH DEPARTMENT			1	100%	1
MINUTECLINIC DIAG OF IND, LLC #6250		1			1
BOLLES SCHOOL, THE			1	100%	1
BAYMEADOWS PEDIATRIC CARE		1			1
CVS CT288POCT BRISTOL		1			1
FAIRVIEW HOSPITAL			1	100%	1
ATLANTIC DIAGNOSTICS			1	100%	1
STAMFORD HOSPITAL			1	100%	1
UNIVERSITY OF SOUTH FLORIDA			1	100%	1
INLET CONCIERGE MEDICINE			1	100%	1
RENOWN REGIONAL MEDICAL CENTER			1	100%	1
CVS NE2741POCT LA VISTA		1			1
FINLAY MEDICAL RESEARCH CORP			1	100%	1
MIAMI VASCULAR SURGERY			1	100%	1
UNIVERSITY OF VERMONT MEDICAL CENTER			1	100%	1
NEW YORK UNIVERSITY MEDICAL CENTER			1	100%	1
ALBANY MEDICAL CENTER			1	100%	1
NEMOURS CHILDREN'S PRIMARY CARE, ST CLOUD			1	100%	1
JP MORGAN CHASE HEALTH SERVICES			1	100%	1
DAYTONA BEACH HEALTH AND REHAB CENTER		1			1
MED & CO INVESTMENT LLC		1			1
ASSOCIATES MD MEDICAL GROUP INC			1	100%	1
St Mary's d'Youville Pavilion		1			1
Sherwood Oaks Health Center			1	100%	1
OPTUM OF HIALEAH		1			1
CVS NC7057POCT SHELBY		1			1
AMD			1	100%	1
ASSOCIATESMD			1	100%	1
BROOKS REHAB			1	100%	1
CLERMONT HEALTH DEPARTMENT			1	100%	1
ALL CHILDRENS PEDIATRIC CLINIC			1	100%	1
NORTH COUNTY MEDICAL LAB			1	100%	1
GATEWAY HEALTHCARE, PC			1	100%	1
St. Anne Home		1			1
NORTH BROWARD MEDICAL CENTER			1	100%	1
KROGER 915 - THE LITTLE CLINIC ANDERSON			1	100%	1
OHIO VALLEY MANOR NURSING &		1			1
OMNI HEALTHCARE URGENT CARE			1	100%	1
Aspire Physical Recovery Center at Cahaba River		1			1
AURORA HEALTH CARE METRO INC			1	100%	1
LAKE WALES DIALYSIS CENTER			1	100%	1
EXPRESS PHARMACY INC		1			1
CVS CA9823POCT SACRAMENTO		1			1
UMASS MEMORIAL/MARLBORO HOSPITAL			1	100%	1
FLORIDA KEYS CONCIERGE MEDICINE, LLC		1			1
CARINGPLUS HOMECARE LLC			1	100%	1

COVID-19: testing by laboratory

Data through Feb 19, 2021 verified as of Feb 20, 2021 at 09:25 AM

Data in this report are provisional and subject to change.

The numbers in the table below represent the number of Florida and non-Florida residents for whom test results were received by the Department of Health. A person can be tested by more than one laboratory and can have both positive and negative results. **Therefore, the sum of the numbers in each column will be larger than the total number of people tested.**

Reporting lab	Inconclusive	Negative	Positive	Percent positive	Total
OHIOHEALTH URGENT CARE			1	100%	1
NORTHERN KENTUCKY HEALTH DEPARTMENT			1	100%	1
Peninsula Nursing and Rehabilitation Center		1			1
Dulles Health and Rehab Center		1			1
HAPPY KIDZ PEDIATRICS PL			1	100%	1
LRGHEALTHCARE		1			1
LADY OF THE SEA HOSPITAL LAB			1	100%	1
RIDGEFIELD PEDIATRIC ASSOCIATES		1			1
CONVENIENT MEDICAL AND HEALTH SERVICES			1	100%	1
MORNINGSIDE NURSING AND REHABILITATION		1			1
WillowBrooke Court at Westminster Village		1			1
HAYS CLINICAL LAB			1	100%	1
RM PHARMACY SERVICES INC		1			1
WINTER GARDEN CHILDREN'S HEALTH CENTERS			1	100%	1
ADVANCED INDIVIDUALIZED MEDICINE OF NAPLES			1	100%	1
MEMORIAL HERMANN MEDICAL GROUP-ATASCOCITA PEDS			1	100%	1
PALMETTO LANDING			1	100%	1
DAYTONA BEACH DIALYSIS			1	100%	1
Village Crest Center for Health & Rehabilitation		1			1
UF HEALTH - WILDLIGHT			1	100%	1
SOMA MEDICAL CENTER PA #2 OAKLAND			1	100%	1
Birmingham Nursing & Rehab Center		1			1
LOPEZ		1			1
AUTUMN CARE OF STATESVILLE, LLC		1			1
MERITER LABORATORIES			1	100%	1
Kroger 753 - The Little Clinic Goss Avenue		1			1
Manor Care Health Care Services - Williamsport North		1			1
EXAC CARE CROSSVILLE		1			1
SPARTA HEALTH & REHAB		1			1
NORTHSIDE FAMILY MEDICINE AND URGENT CARE (CUMMING)		1			1
CONCIERGE INTERNAL MEDICINE ASSOCIATES			1	100%	1
PASTEUR MEDICAL HIALEAH GARDEN LLC			1	100%	1
URGENT CARE OF FORT LAUDERDALE INC			1	100%	1
ELAN MANATEE			1	100%	1
BALLAD HEALTH MEDICAL ASSOCIATES URGENT CARE			1	100%	1
INDIAN RIVER CLINICAL LABORATORY, INC.		1			1
NEW SMYRNA BEACH AMBULATORY CARE CTR			1	100%	1
Crowne Place Assisted Living		1			1
CARBON HEALTH			1	100%	1
Lynwood		1			1
DOCTORS CARE - GREER		1			1
NATION'S BEST CARE HOME HEALTH			1	100%	1
FAMILY MEDICAL CENTRE			1	100%	1
MERCY - NORTH IOWA			1	100%	1
ABINGTON MEMORIAL HOSPITAL			1	100%	1
BAYFRONT HEAL WOUND CARE AND HYPERBARIC CENTER			1	100%	1
MEDICAL CENTER			1	100%	1

COVID-19: testing by laboratory

Data through Feb 19, 2021 verified as of Feb 20, 2021 at 09:25 AM

Data in this report are provisional and subject to change.

The numbers in the table below represent the number of Florida and non-Florida residents for whom test results were received by the Department of Health. A person can be tested by more than one laboratory and can have both positive and negative results. **Therefore, the sum of the numbers in each column will be larger than the total number of people tested.**

Reporting lab	Inconclusive	Negative	Positive	Percent positive	Total
DIGNITY HEALING LLC			1	100%	1
BAPTIST HOSPITAL LABORATORY			1	100%	1
MISSION HOSPITAL			1	100%	1
PEACHEALTH LABORATORIES		1			1
COLLIER BLVD HMA PHYSICIANS MANAGEMENT LLC			1	100%	1
JASPER MEMORIAL HOSPITAL		1			1
Kroger 419 - The Little Clinic Farmington/Exeter		1			1
WEST PALM BEACH PHARMACEUTICALS LLC			1	100%	1
FRESENIUS SOUTH FORT MYERS		1			1
ADVENTHEALTH MEDICAL GROUP FAMILY AND INTERNAL			1	100%	1
UPSON REGIONAL MEDICAL CENTER			1	100%	1
YOUR HEALTH PEDIATRICS			1	100%	1
LEELANAU OPCO, LLC		1			1
BLOOD SYSTEMS LABORATORIES			1	100%	1
CATSKILL REGIONAL MEDICAL CENTER		1			1
TERRELL URGENT CARE			1	100%	1
UW MEDICINE CHU LAB			1	100%	1
STERLING HOUSE OF PORT ORANGE		1			1
CVS OH3458POCT BEAVERCREEK		1			1
NFRC CLINICAL LAB			1	100%	1
Cottage of the Shoals		1			1
ANDERSON REGIONAL MEDICAL CENTER			1	100%	1
Carrollton Manor Inc		1			1
MINUTECLINIC DIAG OF IND, LLC #4368		1			1
LAKE LURE HEALTH CENTER			1	100%	1
Pinnacle Assisted Living			1	100%	1
MADISON FACILITY INC			1	100%	1
SOUTH COUNTY MEDICAL CENTER			1	100%	1
Urgent Care 24/7 Orlando LLC			1	100%	1
WEST PENSACOLA DIALYSIS CENTER			1	100%	1
HYDE PARK MEDICAL CENTER		1			1
SOUTHEASTERN PATHOLOGY ASSOCIATES			1	100%	1
Chateau Girardeau			1	100%	1
POMPANO BEACH ARTIFICIAL KIDNEY CENTER			1	100%	1
			1	100%	1
ASSISTED LIVING AT TREZEVANT		1			1
GOOD SAMARITAN SOCIETY-FOREST CITY		1			1
THE CHRIST HOSPITAL			1	100%	1
DIVERSICARE OF BIG SPRINGS		1			1
SOUTHERN SPRINGS HEALTH CARE		1			1
BAPTIST MINOR MEDICAL CENTER			1	100%	1
Big River Nursing and Rehab		1			1
CVS M08595POCT RAYMORE		1			1
MID FLORIDA COMMUNITY SERVICES			1	100%	1
Walgreens #3661		1			1
EXCEPTIONAL EMERGENCY CENTER			1	100%	1
PHYSICIANS PRIMARY CARE LEHIGH PEDS			1	100%	1

COVID-19: testing by laboratory

Data through Feb 19, 2021 verified as of Feb 20, 2021 at 09:25 AM

Data in this report are provisional and subject to change.

The numbers in the table below represent the number of Florida and non-Florida residents for whom test results were received by the Department of Health. A person can be tested by more than one laboratory and can have both positive and negative results. **Therefore, the sum of the numbers in each column will be larger than the total number of people tested.**

Reporting lab	Inconclusive	Negative	Positive	Percent positive	Total
CORDOVA FAMILY PRACTICE			1	100%	1
MEDEXPRESS URGENT CARE - LAWRENCE		1			1
ULTIMATE ANALYSIS LABORATORY			1	100%	1
Victory Health and Rehabilitation			1	100%	1
Kroger 368 - The Little Clinic Frankfort West		1			1
WELLNOW URGENT CARE-OSWEGO			1	100%	1
ALLIED PHYSICIANS GROUP		1			1
EASTSIDE MEDICAL CLINIC		1			1
CARE STATION MEDICAL GROUP		1			1
COLONIAL VILLA GOOD SAMARITAN CENTER		1			1
CHILTON MEDICAL CENTER		1			1
Longwood Community Living Center		1			1
QUICKCARE HEALTH, INC			1	100%	1
BROOKDALE FORT MYERS LAKES PARK			1	100%	1
Brookdale Southside			1	100%	1
EDGAR PRICE FAMILY & CHILDREN HEALTHCARE CENTER			1	100%	1
Waters of Covington		1			1
PREMIER FAMILY AND SPORTS MEDICINE LLC			1	100%	1
HARMONIOUS HOME HEALTH, LLC		1			1
WATERBURY HOSPITAL REFERENCE LAB			1	100%	1
JACKSBORO URGENT CARE			1	100%	1
COMMUNITY			1	100%	1
BETHESDA HOSPITAL EAST BLOOD GAS LAB			1	100%	1
Kroger 667 - The Little Clinic Litchfield Park		1			1
SOUTHWEST REGIONAL PCR LABORATORY			1	100%	1
BAYLOR SCOTT AND WHITE MEDICAL CENTER -CENTENNIAL			1	100%	1
Ramsey Village		1			1
IRA FIALKO DO			1	100%	1
PRIORITY CARE LLC			1	100%	1
ANMED HEALTH MEDICAL CENTER			1	100%	1
URGENT CARE OF KANSAS CITY			1	100%	1
MIDWAY SPECIALTY CARE CENTER INC		1			1
LP ELIZABETHTON		1			1
DIXIE REGIONAL MEDICAL CENTER			1	100%	1
Bivins Pointe			1	100%	1
RIVIERA BEACH HEALTH CENTER LAB			1	100%	1
DOCTORS HEARING			1	100%	1
BMC/NASSAU			1	100%	1
RAPID CITY REGIONAL HOSPITAL -579 ATTN. LABORATORY		1			1
PUTNAM CO HOSPITAL-D/B/A ASBURY TOWERS		1			1
NHC Chattanooga			1	100%	1
MEDEXPRESS URGENT CARE - ST CLAIR, CLOVER DR.		1			1
El Paso Health Care Center			1	100%	1
MY URGENT CARE CLINIC			1	100%	1
EAST TENNESSEE STATE UNIVERSITY		1			1
VCU HEALTH SYSTEM AUTHORITY - MCV HOSPITALS			1	100%	1
MOUNT SINAI MEDICAL CENTER OF FLORIDA, INC			1	100%	1

COVID-19: testing by laboratory

Data through Feb 19, 2021 verified as of Feb 20, 2021 at 09:25 AM

Data in this report are provisional and subject to change.

The numbers in the table below represent the number of Florida and non-Florida residents for whom test results were received by the Department of Health. A person can be tested by more than one laboratory and can have both positive and negative results. **Therefore, the sum of the numbers in each column will be larger than the total number of people tested.**

Reporting lab	Inconclusive	Negative	Positive	Percent positive	Total
CHRISTIAN REST HOME ASSOC		1			1
OPTIMAL MEDICINE INC		1			1
VISTA DEL SOL MED ASSOC		1			1
Schenectady Center for Rehabilitation & Nursing		1			1
BRUCE S WEST MD			1	100%	1
Maple Lane Nursing Home		1			1
ORDRS, INC.			1	100%	1
CVS IL2297652CV CHICAGO		1			1
EVENING PEDIATRICS INC			1	100%	1
ST. PETERSBURG PEDIATRICS-SEMINOLE			1	100%	1
Kroger 618 - The Little Clinic Trail Creek Village		1			1
ASHLEY PEDIATRICS DAY & NIGHT CLINIC			1	100%	1
HUDSON REGIONAL HOSPITAL			1	100%	1
MY WELLNESS EXPRESS			1	100%	1
107TH PLACE GROUP HOME		1			1
LIFE CARE CENTER OF GWINNETT		1			1
WMC HEALTH GROUP INC			1	100%	1
PALM SPRINGS GENERAL HOSPITAL			1	100%	1
SHANNON CLARK OD, PA			1	100%	1
FREEPORT ER DOX URGENT CARE		1			1
INTERNAL MEDICINE ASSOCIATES		1			1
POETS WALK SARASOTA			1	100%	1
CVS IL4778POCT EVANSTON		1			1
ACCOMPLISHED HOME CARE		1			1
COLUMBIA CREST CARE & RAHAB		1			1
Wetumpka Health and Rehab, LLC		1			1
MOUNT ST MARYS HOSPITAL OF NIAGARA FALLS			1	100%	1
RML PHARMACY PC		1			1
LIBERTY HEALTH CENTER			1	100%	1
CVS NV5286POCT HENDERSON		1			1
CHC SOUTHWEST FLORIDA LAB-LIVE			1	100%	1
CLEVELAND CLINIC AKRON GENERAL			1	100%	1
ACCESS MEDICAL GROUP OF TAMPA INC			1	100%	1
CHI ST VINCENT LITTLE ROCK DIAGNOSTIC CLINIC			1	100%	1
CAPSTONE REHABILITATION AND HEALTHCARE		1			1
Kroger 57 - The Little Clinic Jay C Charlestown		1			1
AFFILIATED LABORATORIES INC			1	100%	1
BIOMAT ORLANDO		1			1
Vi at Aventura		1			1
UNITYPOINT HEALTH TRINITY			1	100%	1
MEDERI CARETENDERS			1	100%	1
Kroger 825 - The Little Clinic Dorothy Lane		1			1
CVS PA2687POCT EXTON		1			1
Oregon Veterans Home The Dalles		1			1
FAMILY AND INTERNAL MEDICINE ASSOCIATES		1			1
CLINICAL CARE INC			1	100%	1
CAREWELL 203			1	100%	1

COVID-19: testing by laboratory

Data through Feb 19, 2021 verified as of Feb 20, 2021 at 09:25 AM

Data in this report are provisional and subject to change.

The numbers in the table below represent the number of Florida and non-Florida residents for whom test results were received by the Department of Health. A person can be tested by more than one laboratory and can have both positive and negative results. **Therefore, the sum of the numbers in each column will be larger than the total number of people tested.**

Reporting lab	Inconclusive	Negative	Positive	Percent positive	Total
CROSS CREEK HEALTH CARE		1			1
Bethany Manor		1			1
PIONEER CLINICAL RESEARCH LLC			1	100%	1
UCH LAB			1	100%	1
PORTSMOUTH REG. HOSPITAL			1	100%	1
ALLIANCE MD DIRECT PRIMARY CARE			1	100%	1
FAST PACE URGENT CARE			1	100%	1
COVENANT HEALTH		1			1
LAKEVIEW REGIONAL HOSPITAL			1	100%	1
DEERFIELD BEACH REHABILITATION AND NURSING			1	100%	1
ACUPATH LABORATORIES INC			1	100%	1
MEDICAL SPECIALISTS OF THE PALM BEACHES INC			1	100%	1
GOOD SAMARITAN SOCIETY - DE SMET		1			1
Carington Park			1	100%	1
CVS NM7242POCT ALBUQUERQUE		1			1
A G RHODES HOME AT WESLEY WOODS		1			1
CUSTOM SCRIPTS PHARMACY		1			1
Sanford Health & Rehabilitation			1	100%	1
VIP FAMILY PRACTICE			1	100%	1
UHS BINGHAMTON GENERAL			1	100%	1
CVS MA2125POCT NATICK		1			1
MEDEXPRESS-DOVER		1			1
SANTA CLARA VALLEY MEDICAL CENTER			1	100%	1
441 URGENT CARE CENTER - BROWNWOOD			1	100%	1
FLORENCE J HUNT STUDENT WELLNESS CENTER - HEALTH SERVICES (ABBOTT)		1			1
Community Compassion Center of Batesville			1	100%	1
BROOKSHIRE, THE			1	100%	1
SANFORD LABORATORIES WATERTOWN			1	100%	1
FLAGLER PROFESSIONAL HEALTH CARE SERVICES INC		1			1
STEWARD FLORIDA ALF, INC			1	100%	1
Heartland of Perrysburg		1			1
RIVERSIDE MEDICAL CENTER		1			1
CLERMONT PEDIATRICS, PA			1	100%	1
HARRIS URGENT CARE CENTER			1	100%	1
FAIRVIEW SOUTHDALE			1	100%	1
BAYLOR SCOTT & WHITE MEDICAL SURGICAL CLINIC			1	100%	1
The Palms Nursing and Rehabilitation		1			1
TAMPA HEALTH CARE PROVIDERS PA		1			1
CARESPOT EXPRESS HEALTHCARE BOYNTON BEACH			1	100%	1
COLOMBO'S PHARMACY		1			1
Hillside Rehab and Care Center			1	100%	1
PM PEDIATRICS OF BAYSIDE PLLC - BELLER		1			1
MEDICAL ASSOCIATES OF BREVARD LLC		1			1
MDS PHARMA SERVICES		1			1
USC VERDUGO HILLS HOSPITAL			1	100%	1
MEADOWS PARK HEALTH AND REHABILITATION		1			1
Kroger 395 - The Little Clinic Blanchester		1			1

COVID-19: testing by laboratory

Data through Feb 19, 2021 verified as of Feb 20, 2021 at 09:25 AM

Data in this report are provisional and subject to change.

The numbers in the table below represent the number of Florida and non-Florida residents for whom test results were received by the Department of Health. A person can be tested by more than one laboratory and can have both positive and negative results. **Therefore, the sum of the numbers in each column will be larger than the total number of people tested.**

Reporting lab	Inconclusive	Negative	Positive	Percent positive	Total
LabCorp of America			1	100%	1
WVU MEDICINE - WESTON			1	100%	1
CVS TX10016POCT PRINCETON		1			1
MEDEXPRESS URGENT CARE-MEADVILLE			1	100%	1
NORTH FL SOUTH GA HCS-LAKE CITY			1	100%	1
MARTIN MEM FAMILY CARE AT ST LUCIE W			1	100%	1
WEXFORD HEALTH SOURCES INC		1			1
Baypoint Healthcare Center			1	100%	1
FOUNDATION LABORATORY			1	100%	1
Kroger 409 - The Little Clinic Hebron Marketplace			1	100%	1
ST MICHAEL'S ELITE MEDICAL HOSPITAL			1	100%	1
SPINE & PAIN CONSULTANT PLLC		1			1
FIRST CARE WALK IN CLINIC LLC			1	100%	1
ROYAL PALM PEDIATRICS			1	100%	1
SANFORD HOME		1			1
SUNCOAST BEHAVIORAL HEALTH CENTER			1	100%	1
TARRANT MEDICAL ASSOCIATES			1	100%	1
DEL PRADO MEDICAL CENTER, INC		1			1
ADVANCED RESEARCH AND DIAGNOSTIC LABORATORY UNIVERSITY OF MINNESOTA			1	100%	1
CERMAK HEALTH SERVICES			1	100%	1
ASHLEY CLINICAL DIAGNOSTIC LABORATORY			1	100%	1
NSPIRE HEALTHCARE PLANTATION			1	100%	1
BEAUMONT REFERENCE LABORATORY			1	100%	1
UNIVERSITY OF MIAMI PRIMARY CARE SITE UMHC 3039			1	100%	1
OCEANVIEW NURSING AND REHABILITATION CENTER			1	100%	1
UHEALTH CORAL SPRINGS			1	100%	1
Niles Nursing and Rehab. Center		1			1
MAURY REGIONAL MEDICAL CENTER		1			1
Falmouth By The Sea			1	100%	1
LIFESPAN HEALTH - SELMER		1			1
URGENT TEAM MANAGEMENT OF TENNESSEE, L			1	100%	1
WYOMING COUNTY DEPARTMENT OF HEALTH		1			1
EMERSON HOSPITAL LABORATORY			1	100%	1
SUMMERFIELD PAIN MANAGEMENT			1	100%	1
CORNERSTONE DRUG AND GIFT INC		1			1
PROGENESIS INC			1	100%	1
Ravenwood Speciality Care		1			1
Manassas Health & Rehab			1	100%	1
SUPREME MEDICAL GROUP PLLC			1	100%	1
Heritage Health of Peru			1	100%	1
OCCUPATIONAL HEALTH CENTER		1			1
MIDWEST COVENANT HOME, INC		1			1
ARCADIA DIALYSIS CENTER			1	100%	1
NORTH OKALOOSA PHYSICIAN GRP - WALK IN CLINIC			1	100%	1
GEORGETOWN URGENT CARE			1	100%	1
PRIMARY HEALTH CARE ASSOCIATES INC			1	100%	1
Kroger 523 - The Little Clinic Dickson			1	100%	1

COVID-19: testing by laboratory

Data through Feb 19, 2021 verified as of Feb 20, 2021 at 09:25 AM

Data in this report are provisional and subject to change.

The numbers in the table below represent the number of Florida and non-Florida residents for whom test results were received by the Department of Health. A person can be tested by more than one laboratory and can have both positive and negative results. **Therefore, the sum of the numbers in each column will be larger than the total number of people tested.**

Reporting lab	Inconclusive	Negative	Positive	Percent positive	Total
UPMC NORTHWEST HOSPITAL			1	100%	1
NATIONAL INSTITUTES OF HEALTH CLINICAL CENTER			1	100%	1
SUNCOAST PRIMARY CARE LLC			1	100%	1
ATHENS LIMESTONE HOSPITAL		1			1
Kroger 97 - The Little Clinic Hutchinson		1			1
CVS NV8784POCT LAS VEGAS		1			1
JUP Serology SubSection			1	100%	1
HALEYVILLE HEALTH CARE CENTER		1			1
COMMUNITY MEDICAL CENTER-ORANGE CITY		1			1
MEDICAL ARTS LABORATORY			1	100%	1
TEVAPHARM			1	100%	1
UABC			1	100%	1
STONECREST MEDICAL CENTER		1			1
Waddell Nursing & Rehab Center		1			1
MODERN URGENT CARE			1	100%	1
INTERNAL MEDICINE GROUP OF CENTRAL FLORIDA			1	100%	1
West Melbourne Health and Rehabilitation Center			1	100%	1
SEACOAST PATHOLOGY PROFESSIONAL ASSOC		1			1
HEALTHPARTNERS HUDSON CLINIC			1	100%	1
REGIONAL MEDICAL LABORATORY			1	100%	1
CVS AZ69POCT PEORIA		1			1
MOSAIC MEDICAL CENTER MARYVILLE			1	100%	1
SKIN WELLNESS PHYSICIANS LLC		1			1
MEMORIAL HEALTH SYSTEM		1			1
DSI LABORATORIES-NAPLES-7TH			1	100%	1
NORTH FLORIDA CHILD DEVELOPMENT, INC			1	100%	1
Acts Manor House		1			1
SANTA ROSA PEDIATRICS			1	100%	1
BLAKE AT PENSACOLA OPERATION CO, LLC, THE			1	100%	1
Kroger 683 - The Little Clinic Foothills Plaza		1			1
FLORIDA MEDICAL CLINIC, LLC			1	100%	1
SOUTHEAST MISSOURI HOSPITAL		1			1
Shoreline Care Center			1	100%	1
Kingston Care Center of Fort Wayne		1			1
MED-LAKE LABORATORY, LLC			1	100%	1
Wildwood Healthcare		1			1
SOUTHWEST FLORIDA DIVISION LAB			1	100%	1
SACRED HEART HEALTH SYSTEM- MIDWIFE PROGRAM			1	100%	1
NEVADA DEPARTMENT OF HEALTH AND HUMAN SERVICES			1	100%	1
DIMITT REGIONAL HOSPITAL			1	100%	1
Kroger 970 - The Little Clinic Westfield			1	100%	1
Walgreens #5065		1			1
Strasburg Care Center		1			1
The Evangelical Lutheran Good Samaritan Society Prescott Village		1			1
VILLAGES HEALTH SYSTEM, LLC, THE			1	100%	1
BSA PHYSICIANS GROUP, INC D/B/A BSA FAMILY MEDICAL			1	100%	1
CVS OH3306POCT AKRON		1			1

COVID-19: testing by laboratory

Data through Feb 19, 2021 verified as of Feb 20, 2021 at 09:25 AM

Data in this report are provisional and subject to change.

The numbers in the table below represent the number of Florida and non-Florida residents for whom test results were received by the Department of Health. A person can be tested by more than one laboratory and can have both positive and negative results. **Therefore, the sum of the numbers in each column will be larger than the total number of people tested.**

Reporting lab	Inconclusive	Negative	Positive	Percent positive	Total
BOND COUNTY HEALTH DEPARTMENT			1	100%	1
MERRILL GARDENS AT CHAMPIONSGATE			1	100%	1
TITUS REGIONAL MEDICAL CENTER			1	100%	1
C V S / PHARMACY #4396		1			1
ST ANTHONY'S PINELLAS CARE CLINIC			1	100%	1
URGENTMED PLANTATION			1	100%	1
HEALTHCARE AND REHAB OF SANFORD			1	100%	1
KENT		1			1
ASCARATE DIALYSIS			1	100%	1
PLANT CITY FAMILY CARE		1			1
CENTRAL JERSEY URGENT CARE OF GREEN BR		1			1
EXPRESS WALK IN MEDICAL CENTER			1	100%	1
GARDEN VIEW CARE CENTER		1			1
BLANCHARD VALLEY HOSPITAL LABORATORY			1	100%	1
BOCA CIEGA CENTER			1	100%	1
ORANGE PEDIATRICS PA			1	100%	1
KINGWOOD EMERGENCY CENTER			1	100%	1
INDIAN RIDGE		1			1
SYCAMORE MEDICAL CENTER-KETTERING HEALTH NETWORK			1	100%	1
PRINCIPLE DIAGNOSTICS LLC			1	100%	1
INHEALTH LIFE SCIENCES LLC			1	100%	1
BRIDGEWATER PARK ASSISTED LIVING LLC			1	100%	1
DEPARTMENT OF HEALTH SERVICES			1	100%	1
KIDSVILLE PEDIATRICS III PA			1	100%	1
GOSHEN MEDICAL CENTER			1	100%	1
PLEASANT RIDGE MANOR WEST		1			1
PINEVILLE PHARMACY			1	100%	1
FLORIDA MENTOR HODGES CLUSTER			1	100%	1
ACCESS HEALTH CARE PHYSICIANS, LLC		1			1
LANCASHIRE HALL NURSING AND REHABILITATION CENTER		1			1
WOODHILLS LABS			1	100%	1
EMERGENCY CARE SERVICES LAB AT JFK MEDICAL CENTER			1	100%	1
ADVENTHEALTH MEDICAL GROUP OBSTETRICS			1	100%	1
CIMA MEDICAL CENTER			1	100%	1
LOUNDY		1			1
CVS NC3853POCT BURLINGTON		1			1
CVS AZ5026POCT MESA		1			1
COMMUNITY MEDICAL CARE			1	100%	1
PARK AVENUE DERMATOLOGY NORTH			1	100%	1
FLORIDA MEDICAL CLINIC PA GI			1	100%	1
SKYRIDGE CLINICAL ASSOCIATES		1			1
WAKULLA URGENT CARE & DIAGNOSTIC			1	100%	1
VA ST LOUIS HEALTH CARE SYSTEM			1	100%	1
SIPERSTEIN DERMATOLOGY LLC			1	100%	1
DILELLA			1	100%	1
HOWELL BRANCH COURT			1	100%	1
ARNOLD PALMER HOSPITAL LAB POCT		1			1

COVID-19: testing by laboratory

Data through Feb 19, 2021 verified as of Feb 20, 2021 at 09:25 AM

Data in this report are provisional and subject to change.

The numbers in the table below represent the number of Florida and non-Florida residents for whom test results were received by the Department of Health. A person can be tested by more than one laboratory and can have both positive and negative results. **Therefore, the sum of the numbers in each column will be larger than the total number of people tested.**

Reporting lab	Inconclusive	Negative	Positive	Percent positive	Total
BASCOM PALMER-MICRO LAB			1	100%	1
BICKERTON, DAWN		1			1
MINUTECLINIC DIAGNOSTICS OF OKLAHOMA		1			1
GREYSTONE HOME HEALTH OF GREATER ORLANDO LLC		1			1
BROOKDALE AVONDALE (BU 04360)			1	100%	1
BETHESDA HOSPITAL			1	100%	1
Metairie Healthcare Center			1	100%	1
TWIN			1	100%	1
SUPERKIDS PEDIATRICS			1	100%	1
SAN JOSE CLINIC		1			1
APOLLOMDX LLC			1	100%	1
FLORIDA DEPARTMENT OF HEALTH IN CITRUS COUNTY		1			1
COBLESKILL REGIONAL HOSPITAL		1			1
WATERTOWN URGENT CARE		1			1
ATHENA PLASTIC SURGERY		1			1
FIRST CARE OF GAINESVILLE			1	100%	1
Kroger 929 - The Little Clinic Corryville		1			1
PALM WEST INTERNIST PA			1	100%	1
WEST COCOA PHARMACY			1	100%	1
ADVANCE MD CARE			1	100%	1
F W HUSTON MEDICAL CENTER SENIOR LIVIN		1			1
NORTH SHORE HEMATOLOGY-ONCOLOGY ASSOCIATES PC		1			1
MOUNT SINAI MEDICAL CENTER AVENTURA ER			1	100%	1
ENZO LABS INC			1	100%	1
Kroger 907 - The Little Clinic Holland		1			1
EAST COAST INSTITUTE FOR RESEARCH LLC			1	100%	1
Regency Square			1	100%	1
ST JOHN'S HOME CARE			1	100%	1
SELECT MEDICAL CLINIC			1	100%	1
CVS IL5797POCT CAROL STREAM		1			1
RAMBAM URGENT CARE			1	100%	1
MEDEXPRESS URGENT CARE - PATRICK STREE			1	100%	1
EDWARD HOSPITAL			1	100%	1
CVS CA9721POCT ARCADIA		1			1
ADVANCED CARDIOVASCULAR DIAGNOSTICS OF FL			1	100%	1
NF Escambia, LLC DBA Olive BranchHealth and Rehabilitaion Center			1	100%	1
BLACKBERRY CENTER, THE		1			1
LABORATORIO BUENA SALUD			1	100%	1
PRIMARY & URGENT CARE CENTERS			1	100%	1
UNITED HEALTHCARE			1	100%	1
BRUSHY CREEK FAMILY HOSPITAL			1	100%	1
HAVASU REGIONAL MEDICAL CENTER			1	100%	1
RESTORE MEDICAL PARTNERS PLLC			1	100%	1
BUFFALO VAMC			1	100%	1
NHC HealthCare St. Charles		1			1
BL DIAGNOSTICS LLC			1	100%	1
WINCHESTER HOSPITAL			1	100%	1

COVID-19: testing by laboratory

Data through Feb 19, 2021 verified as of Feb 20, 2021 at 09:25 AM

Data in this report are provisional and subject to change.

The numbers in the table below represent the number of Florida and non-Florida residents for whom test results were received by the Department of Health. A person can be tested by more than one laboratory and can have both positive and negative results. **Therefore, the sum of the numbers in each column will be larger than the total number of people tested.**

Reporting lab	Inconclusive	Negative	Positive	Percent positive	Total
PARK AVENUE PEDIATRICS PC		1			1
Signature Healthcare of Georgetown		1			1
ASHLEY PEDICATRICS DAY AND NIGHT CLINIC			1	100%	1
MEDCOR, INC			1	100%	1
JMJ FAMILY PRACTICE			1	100%	1
JOHNSON MEDICAL SERVICES			1	100%	1
NORTH SHORE HEMATOLOGY-ONCOLOGY ASSOCIATES		1			1
DECATUR MORGAN HOSPITAL - DECATUR GENE		1			1
Chestnut Ridge Nursing & Rehab		1			1
TMH PHYSICIAN PARTNERS			1	100%	1
NORTHEAST TEXAS DIALYSIS		1			1
JMC TALLAHASSEE, LLC			1	100%	1
MED TECH CLINICAL LABORATORY		1			1
Cooperstown Center for Nursing and Rehabilitation		1			1
CHIEFLAND MEDICAL CENTER			1	100%	1
NANCY M WORTHINGTON MD PA			1	100%	1
ISLAND NURSING HOME			1	100%	1
NORTH PALM CHIDRENS PHYSICIANS			1	100%	1
The Pines at Poughkeepsie Center for Nursing and Rehabilitation		1			1
BAYCARE OUTREACH LAB AT NEW TAMPA			1	100%	1
ADVENTHEALTH MEDICAL GROUP SENIOR HEALTH AT			1	100%	1
USF PHYSICIANS GROUP			1	100%	1
Brynwood Health & Rehabilitation Center			1	100%	1
EASTGENE LABORATORIES		1			1
PHYSICIANS PREMIER			1	100%	1
STANLY REGIONAL MEDICAL CENTER			1	100%	1
COSTCO PHARMACY #1023			1	100%	1
CENTRAL TX URGENT CARE			1	100%	1
FLORIDA STATE UNIVERSITY HEALTH SERVICES			1	100%	1
BOULDER COMMUNITY HOSPITAL			1	100%	1
YOUR HEALTH PEDIATRICS INC			1	100%	1
CARESOUTH HHA HOLDINGS OF THE TREASURE COAST LLC			1	100%	1
Garden Villa Bedford		1			1
ONPOINT URGENT CARE			1	100%	1
Florida Baptist Retirement Center		1			1
LOWER KEYS COMMUNITY HEALTH CENTER			1	100%	1
Kroger 518 - The Little Clinic Hermitage		1			1
PARTNERS IN PRIMARY CARE		1			1
VA SALT LAKE CITY HCS		1			1
Garden View Care Center at Dougherty Ferry		1			1
WINDSOR MANOR			1	100%	1
PRIMARY CARE GROUP LLC		1			1
PRIMEX CLINICAL LABORATORIES INC			1	100%	1
PENINSULA REGIONAL MED CTR LAB			1	100%	1
Lemont Nursing and Rehab Center			1	100%	1
MEDEXPRESS URGENT CARE - DERBY N ROCK		1			1
SUNCOAST RESEARCH GROUP LLC			1	100%	1

COVID-19: testing by laboratory

Data through Feb 19, 2021 verified as of Feb 20, 2021 at 09:25 AM

Data in this report are provisional and subject to change.

The numbers in the table below represent the number of Florida and non-Florida residents for whom test results were received by the Department of Health. A person can be tested by more than one laboratory and can have both positive and negative results. **Therefore, the sum of the numbers in each column will be larger than the total number of people tested.**

Reporting lab	Inconclusive	Negative	Positive	Percent positive	Total
BAXTER REGIONAL MEDICAL CENTER			1	100%	1
BNJ		1			1
WAYCROSS INTRTNAL MEDICINE			1	100%	1
Vibrantlife of El Paso Rehabilitation Center			1	100%	1
TRAVIS LEE THOMPSON MD			1	100%	1
MOUNT SINAI COMPREHENSIVE CANCER CENTER			1	100%	1
CURELOGICS WOUND CARE & HYPERBARIC CENTER		1			1
SANTA BARBARA ALF LLC (THE WINDSOR)			1	100%	1
INTERMOUNTAIN HEALTHCARE LABORATORY SERVICES			1	100%	1
FLORHAM PARK ENDOSCOPY CENTER		1			1
HEALTH FIRST HOME CARE		1			1
PHYSICIANS IMMEDIATE CARE			1	100%	1
FLORIDA HOSPITAL LAB			1	100%	1
GOLDING-GRANADO MEDICAL ASSOCIATES		1			1
MINUTE CLINIC DIAGNOSTICS OF IN, LLC #6252		1			1
PRACTITIONERS IN MOTION			1	100%	1
LITTLE COMPANY OF MARY HOSPITAL			1	100%	1
LAKE MARY OPTUM FLORIDA			1	100%	1
KENNEDY BOULEVARD DIALYSIS			1	100%	1
FLAGLER COUNTY BOARD OF COUNTY COMMISSIONERS			1	100%	1
WY RETIREMENT CENTER		1			1
EILEEN TURBESSI MD PA		1			1
BRIAN C GRINER MD LLC			1	100%	1
CVS NE8626POCT LINCOLN		1			1
HABANA HEALTH CARE CENTER			1	100%	1
WMC HEALTH GROUP OF KISSIMMEE LLC			1	100%	1
Virginia Gay Nursing and Rehab		1			1
LSU MEDICAL CENTER			1	100%	1
BRITTNEY WHELIHAN IRWIN ARNP LLC			1	100%	1
Kroger 923 - The Little Clinic Centerville		1			1
PEDIATRIC ASSOCIATES - MIAMI LAKES		1			1
Long Beach Care Center			1	100%	1
CVS IL2798POCT CHICAGO			1	100%	1
WATERS EDGE ELEMENTARY SCHOOL			1	100%	1
TAMPA GENERAL MEDICAL GROUP LABORATORY HEALTHPARK			1	100%	1
Kroger 629 - The Little Clinic Cartersville, GA Hwy 41		1			1
ORMC-ARDEN/EOI			1	100%	1
PASTEUR MEDICAL CENTER LLC		1			1
Highland Ave. Eye Clinic		1			1
MARQUETTE GENERAL HOSPITAL			1	100%	1
CVS AZ3749POCT GOODYEAR		1			1
HEART HOSPITAL OF LAFAYETTE: EMERGENCY ROOM			1	100%	1
CHIPLEY DIALYSIS			1	100%	1
WRIGHT PATTERSON AFB MEDICAL CENTER			1	100%	1
WEST FLORIDA HOSPITAL LABORATORY			1	100%	1
MEDOR/ACC SYNCHRONY			1	100%	1
NORDX			1	100%	1

COVID-19: testing by laboratory

Data through Feb 19, 2021 verified as of Feb 20, 2021 at 09:25 AM

Data in this report are provisional and subject to change.

The numbers in the table below represent the number of Florida and non-Florida residents for whom test results were received by the Department of Health. A person can be tested by more than one laboratory and can have both positive and negative results. **Therefore, the sum of the numbers in each column will be larger than the total number of people tested.**

Reporting lab	Inconclusive	Negative	Positive	Percent positive	Total
Florence Home		1			1
DOCTOR TODAY URGENT CARE			1	100%	1
TARRYTOWN PHARMACY			1	100%	1
FLORIDA HOSPITAL ORMOND BEACH			1	100%	1
DONALSONVILLE HOSPITAL			1	100%	1
REGENTS PARK OF JACKSONVILLE			1	100%	1
COMMUNITY HOSPITALS INDIANAPOLIS			1	100%	1
ADVANTA LABS, LLC		1			1
NORTH SHORE MEDICAL CENTER - SALEM HOSPITAL			1	100%	1
VALUE DRUGS GREENLAWN INC		1			1
FRANKLIN CBOC			1	100%	1
EVERGREEN NURSING HOME		1			1
Mercy Manor Transition Center			1	100%	1
APS-SUMMIT CARE PHARMACY, LLC DBA OMNICARE		1			1
CARDIOLOGY AND FITNESS MEDICINE		1			1
WEST BOCA MEDICAL CENTER			1	100%	1
MEDCARE-GARNERS FERRY			1	100%	1
HALE KUPUNA HERITAGE HOME		1			1
WESTON COUNTY HEALTH SERVICES			1	100%	1
CVS OH2518POCT COLUMBUS		1			1
BLUFFTON HEALTH CENTER			1	100%	1
PROVIDENCE ST. PATRICK HOSPITAL			1	100%	1
CLINICAL PATHOLOGY LABORATORIES SOUTHEAST INC			1	100%	1
ELEMENTS PHARMACY			1	100%	1
MEDTOWN PHARMACY			1	100%	1
Signature Healthcare of Palm Beach			1	100%	1
MEMORIAL SATILLA HEALTH			1	100%	1
JOHN PETER SMITH HOSPITAL- OB TRIAGE			1	100%	1
Altenheim Senior Living		1			1
HELIX URGENT CARE			1	100%	1
DAYTONA BEACH CENTRA CARE			1	100%	1
FIT4LIFE MEDICAL CENTER			1	100%	1
DEVANSH LAB WERKS		1			1
ANSWERS RESOURCE FACILITY		1			1
PATHLAB SERVICES			1	100%	1
PATIENT FIRST-GENERAL BOOTH			1	100%	1
SEASONS HOSPICE AND PALLIATIVE CARE OF			1	100%	1
BAYSTATE REFERENCE LABORATORY			1	100%	1
Kroger 519 - The Little Clinic Staples Mill Road		1			1
ALL PEDIATRIC CARE PA			1	100%	1
Portsmouth Health and Rehab			1	100%	1
LABORATORY SERVICES SGHS - CAMDEN		1			1
Trucare Living Centers - Columbus		1			1
BAPTIST HEALTH PRIMARY CARE AT DORAL			1	100%	1
AMERICAN DRUG TESTING LAB LLC			1	100%	1
Eddy Memorial Geriatric Center		1			1
MALUHIA		1			1

COVID-19: testing by laboratory

Data through Feb 19, 2021 verified as of Feb 20, 2021 at 09:25 AM

Data in this report are provisional and subject to change.

The numbers in the table below represent the number of Florida and non-Florida residents for whom test results were received by the Department of Health. A person can be tested by more than one laboratory and can have both positive and negative results. **Therefore, the sum of the numbers in each column will be larger than the total number of people tested.**

Reporting lab	Inconclusive	Negative	Positive	Percent positive	Total
USA Healthcare LTC, LLC - Folsom Center for Rehabilitation & Healthca		1			1
PANCARE HEALTH - NORTHSIDE ELEMENTARY			1	100%	1
TUNIS STREET GROUP HOME		1			1
bishop rehabilitation and nursing center		1			1
CAREFIRST URGENT CARE - BEECHMONT			1	100%	1
TRUCARE LIVING CENTERS - SELMA			1	100%	1
WESTERN NEW YORK IMMEDIATE MEDICAL CAR		1			1
ST JOHN'S MEDICAL CENTER, TETON VILLAGE			1	100%	1
MD NOW URGENT CARE			1	100%	1
WAYNE COUNTY PUBLIC HEALTH		1			1
Kroger - KRO03500568			1	100%	1
GATEWAY LABORATORIES		1			1
BRISTOL CHILDRENS CLINIC			1	100%	1
CENTRAL TX MEDICAL CENTER - LAB			1	100%	1
MINUTE-CLINIC DIAGNOSTIC OF VIRGINIA, LLC		1			1
MAYO MEDICAL LABORATORIES			1	100%	1
MINUTECLINIC DIAGNOSTIC OF NH, LLC (CL		1			1
TANGLEWOOD MANOR		1			1
Kroger 550 - The Little Clinic Bellevue		1			1
BRONSON METHODIST HOSPITAL			1	100%	1
Kroger 086 - The Little Clinic Broomfield-Sheridan		1			1
DEBORAH HEART AND LUNG CENTER		1			1
LAKEWOOD RANCH MEDICAL GROUP LLC			1	100%	1
LAKESIDE MEDICAL CENTER		1			1
WEILL CORNELL MEDICAL ASSOCIATES - EAST SIDE		1			1
ALLIED PEDIATRICS & FAMILY MEDICINE			1	100%	1
VELOCITY URGENT CARE - LITTLE CREEK			1	100%	1
SPEARE MEMORIAL HOSPITAL			1	100%	1
Princeton Place			1	100%	1
Springdale Village		1			1
SHELBYVILLE HOSPITAL COMPANY		1			1
Kroger 465 - The Little Clinic Oakley		1			1
ST. MARY MEDICAL CENTER		1			1
CENTRAL ALABAMA HEALTH CARE SYSTEM			1	100%	1
EAST RIDGE RETIREMENT VILLAGE INC		1			1
Ohman Family Living at Holly Assisted Living		1			1
SUREPOINT URGENT CARE PADRE ISLAND			1	100%	1
LEHIGH PULMONARY ASSOCIATES			1	100%	1
Troy Center for Rehabilitation & Nursing		1			1
FAMILY MEDICAL CENTER		1			1
IMMY LABS			1	100%	1
SUMMIT LABORATORY			1	100%	1
BEAUMONT HOSPITAL, GROSSE POINTE			1	100%	1
Redwood Springs Healthcare			1	100%	1
Kroger 379 - The Little Clinic Stony Brook		1			1
ADVANCED URGENT CARE PLLC		1			1
ALPHA 1 ANTITRYPSIN RESEARCH PROGRAM			1	100%	1

COVID-19: testing by laboratory

Data through Feb 19, 2021 verified as of Feb 20, 2021 at 09:25 AM

Data in this report are provisional and subject to change.

The numbers in the table below represent the number of Florida and non-Florida residents for whom test results were received by the Department of Health. A person can be tested by more than one laboratory and can have both positive and negative results. **Therefore, the sum of the numbers in each column will be larger than the total number of people tested.**

Reporting lab	Inconclusive	Negative	Positive	Percent positive	Total
RABI SINHA, MD		1			1
SONNI'S PEDIATRICS			1	100%	1
Central Park Healthcare & Rehabilitation Center		1			1
MOBILE MEDICAL CLINIC			1	100%	1
METROWEST MEDICAL CENTER - FRAMINGHAM			1	100%	1
CVS AZ5477POCT SURPRISE		1			1
ELDER ALTERNATIVES INC			1	100%	1
CVS NC2749POCT CONCORD		1			1
Kroger 410 - The Little Clinic Trinity		1			1
FELD ENTERTAINMENT			1	100%	1
Kroger 524 - The Little Clinic Iron Bridge Road		1			1
Village Green Health & Rehabilitation		1			1
HCL LABORATORIES			1	100%	1
Seal Rock Healthcare		1			1
ASPIRUS WAUSAU HOSPITAL			1	100%	1
SONORAN DESERT PATHOLOGY			1	100%	1
FASTMED URGENT CARE			1	100%	1
CFCH - FROSTPROOF			1	100%	1
BROOKDALE FORT WALTON BEACH			1	100%	1
CHESAPEAKE REGIONAL MEDICAL CENTER			1	100%	1
SAINT JOSEPH'S HOSPITAL AND MEDICAL CENTER		1			1
HOLSTON MEDICAL GROUP		1			1
CVS OH6167POCT ASHLAND		1			1
CELEBRATION HOSPITAL			1	100%	1
CLUB HEALTH AND REHABILITATION CENTER, THE		1			1
FAMILY PHYSICIANS OF WINTER PARK, INC			1	100%	1
Woodstock Nursing and Rehabilitation Center		1			1
ROYAL CARE MEDICAL CENTER			1	100%	1
FAMILY MEDICINE AT KISSIMMEE		1			1
BATESVILLE - SHERWOOD URGENT CARE			1	100%	1
Total	87,628	16,028,333	2,394,125	13%	18,510,086