

COVID-19: summary of cases and monitoring

Data through Jan 25, 2021 verified as of Jan 26, 2021 at 09:25 AM

Data in this report are provisional and subject to change.

Cases: people with positive PCR or antigen test result

Total cases	1,667,763
Florida residents	1,637,296
Non-Florida residents	30,467
Type of testing	
Florida residents	1,637,296
Positive by BPHL/CDC	58,177
Positive by commercial/hospital lab	1,579,119
PCR positive	1,357,398
Antigen positive	279,898
Non-Florida residents	30,467
Positive by BPHL/CDC	785
Positive by commercial/hospital lab	29,682
PCR positive	21,699
Antigen positive	8,768
Characteristics	
Florida residents hospitalized	70,802
Florida resident deaths	25,673
Non-Florida resident deaths	407

Hospitalized counts include anyone who was hospitalized at some point during their illness. It does not reflect the number of people currently hospitalized.

More information on deaths identified through death certificate data is available on the National Center for Health Statistics website at www.cdc.gov/nchs/nvss/vsrr/COVID19/index.htm.

Cases: people with positive PCR or antigen test result

Risk factors for Florida residents	
Traveled	13,521
Contact with a known case	612,805
Traveled and contact with a known case	18,377
Neither	992,593
No travel and no contact	186,910
Travel is unknown	592,156
Contact is unknown	358,509
Contact is pending	390,903

Travel can be unknown and contact can be unknown or pending for the same case, these numbers will sum to more than the "neither" total.

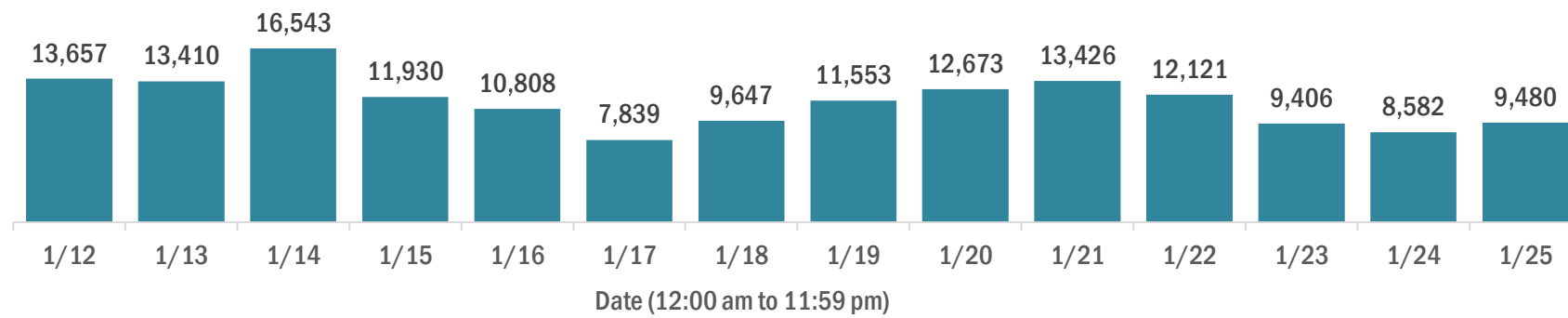
COVID-19: summary of laboratory testing

Data through Jan 25, 2021 verified as of Jan 26, 2021 at 09:25 AM

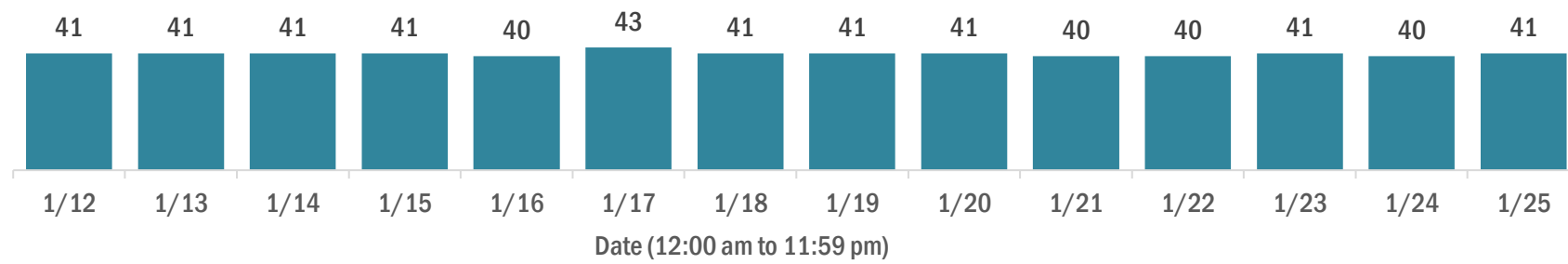
Data in this report are provisional and subject to change.

Cases in Florida residents per day for the past 2 weeks

Number of cases per day



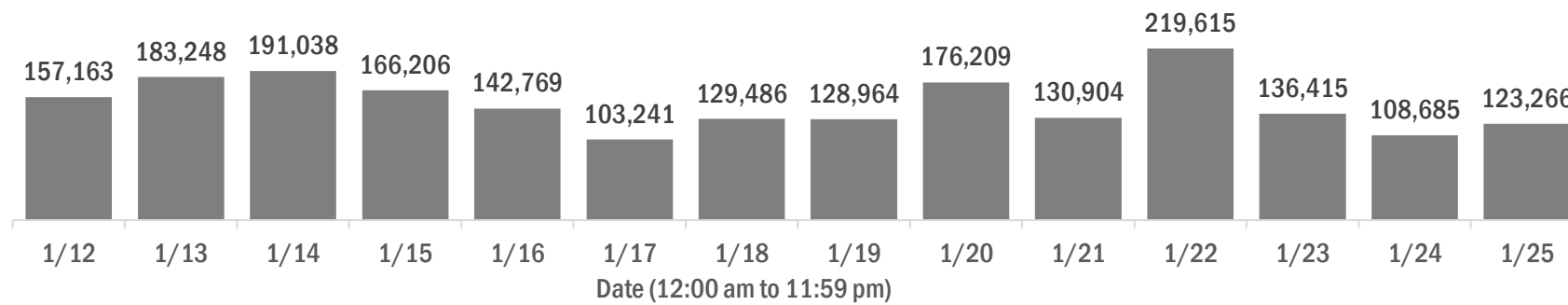
Median age of cases by day



Laboratory testing for Florida residents over the past 2 weeks

Number of Florida residents tested per day

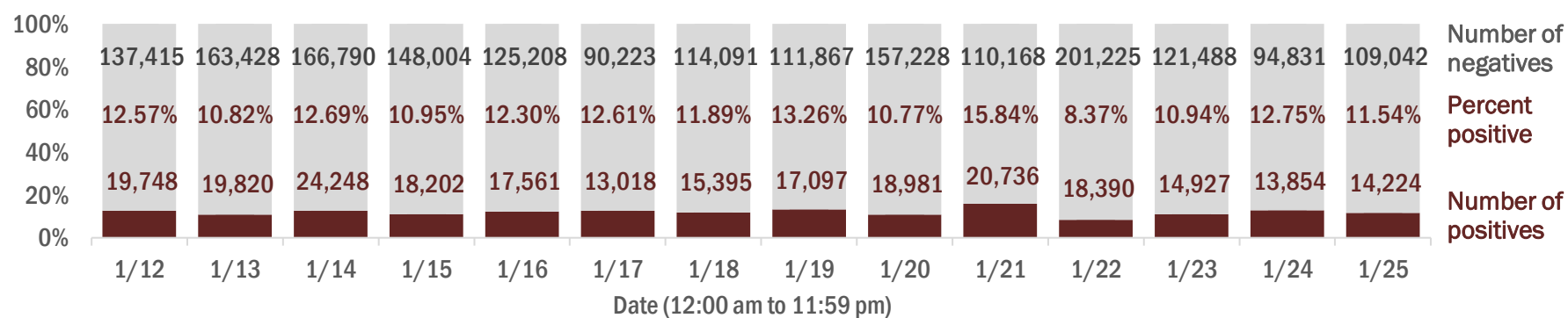
These counts include the number of people for whom the Department received PCR or antigen laboratory results by day. People tested on multiple days will be included for each day a new result was received. A person is only counted once for each day they are tested, regardless of whether multiple specimens are tested or multiple results are received.



Number and percent of Florida residents with positive test results

The percent of positive results ranged from 8.37% to 15.84% over the past 2 weeks and was 11.54% yesterday.

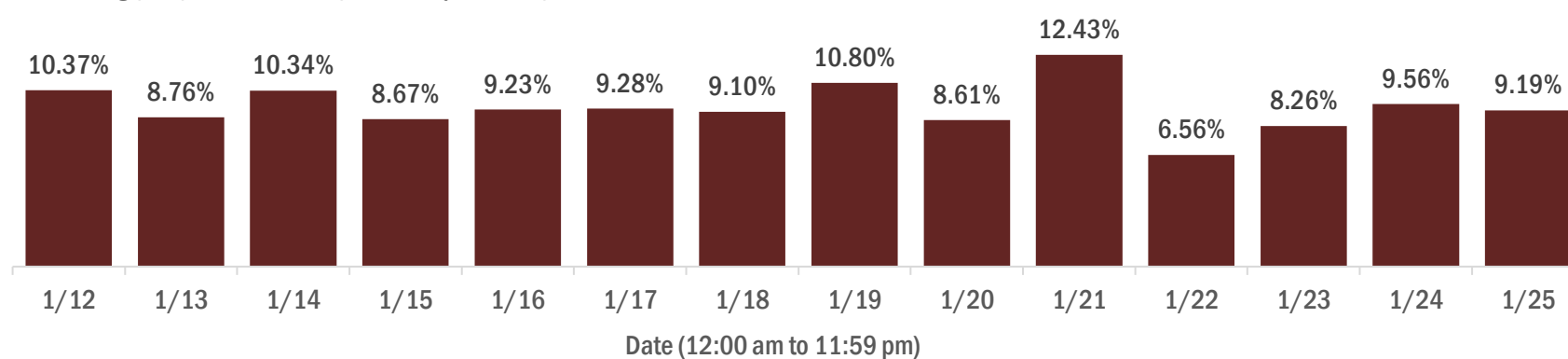
These counts include the number of people for whom the Department received PCR or antigen laboratory results by day. People tested on multiple days will be included for each day a new result was received. A person is only counted once for each day they are tested, regardless of whether multiple specimens are tested or multiple results are received. If a person has a positive specimen and a negative specimen in the same day, only the positive result is counted.



Percent positivity for new cases in Florida residents

The percent of positive results ranged from 6.56% to 12.43% over the past 2 weeks and was 9.19% yesterday.

This percent is the number of people who test PCR- or antigen-positive for the first time divided by all the people tested that day, excluding people who have previously tested positive.



COVID-19: characteristics of 1,637,296 Florida resident cases

Data through Jan 25, 2021 verified as of Jan 26, 2021 at 09:25 AM

Data in this report are provisional and subject to change.

Age group	Cases	Hospitalizations	Deaths
0-4 years	31,017	2% 467	1% 0
5-14 years	93,918	6% 427	1% 5
15-24 years	251,981	15% 1,761	2% 37
25-34 years	288,285	18% 3,558	5% 139
35-44 years	254,240	16% 5,338	8% 389
45-54 years	250,565	15% 8,185	12% 973
55-64 years	215,505	13% 12,018	17% 2,774
65-74 years	137,144	8% 14,644	21% 5,463
75-84 years	76,507	5% 14,498	20% 7,726
85+ years	36,909	2% 9,901	14% 8,167
Unknown	1,225	0% 5	0% 0
Total	1,637,296	70,802	25,673

Gender	Cases
Female	854,682 52%
Male	770,360 47%
Unknown	12,254 1%
Total	1,637,296

Ethnicity	Cases	Hospitalizations	Deaths
Hispanic	515,362 31%	18,369 26%	6,054 24%
Non-Hispanic	766,098 47%	48,715 69%	17,790 69%
Unknown	355,836 22%	3,718 5%	1,829 7%
Total	1,637,296	70,802	25,673

Race and ethnicity	Cases	Hospitalizations	Deaths
White	895,776 55%	45,706 65%	18,555 72%
Hispanic	342,630 21%	12,964 18%	4,778 19%
Non-Hispanic	484,355 30%	31,224 44%	12,881 50%
Unknown	68,791 4%	1,518 2%	896 3%
Black	214,295 13%	14,843 21%	4,212 16%
Hispanic	12,249 1%	614 1%	162 1%
Non-Hispanic	183,095 11%	13,892 20%	3,891 15%
Unknown	18,951 1%	337 0%	159 1%
Other race	237,355 14%	8,055 11%	2,051 8%
Hispanic	120,135 7%	4,320 6%	951 4%
Non-Hispanic	80,676 5%	3,358 5%	919 4%
Unknown	36,544 2%	377 1%	181 1%
Unknown race	289,870 18%	2,198 3%	855 3%
Hispanic	40,348 2%	471 1%	163 1%
Non-Hispanic	17,972 1%	241 0%	99 0%
Unknown	231,550 14%	1,486 2%	593 2%
Total	1,637,296	70,802	25,673

Hospitalization counts include anyone who was hospitalized at some point during their illness. It does not reflect the number of people currently hospitalized. **Other race** includes any person with a race of American Indian/Alaskan native, Asian, native Hawaiian/Pacific Islander, or other.

COVID-19: deaths in Florida residents and staff of long-term care facilities

Data through Jan 25, 2021 verified as of Jan 26, 2021 at 09:25 AM

Data in this report are provisional and subject to change.

For current cases in residents or staff of long-term care facilities, please visit: <https://floridahealthcovid19.gov/>

County	Deaths		County	Deaths		County	Deaths	
Dade	941	10%	Martin	138	1%	Okeechobee	16	0%
Palm Beach	904	10%	Hernando	128	1%	Calhoun	14	0%
Pinellas	780	8%	Osceola	120	1%	Gadsden	12	0%
Broward	554	6%	Charlotte	110	1%	Gulf	12	0%
Hillsborough	477	5%	Indian River	99	1%	Washington	12	0%
Polk	386	4%	Clay	95	1%	Wakulla	11	0%
Brevard	326	4%	Jackson	81	1%	Baker	10	0%
Sarasota	320	3%	Leon	76	1%	Jefferson	10	0%
Duval	312	3%	St. Johns	71	1%	Bradford	9	0%
Lee	311	3%	Bay	70	1%	Holmes	9	0%
Orange	309	3%	Highlands	63	1%	Lafayette	8	0%
Volusia	228	2%	Santa Rosa	63	1%	Desoto	6	0%
Escambia	216	2%	Suwannee	56	1%	Flagler	5	0%
St. Lucie	213	2%	Alachua	52	1%	Franklin	5	0%
Marion	208	2%	Columbia	46	0%	Levy	4	0%
Seminole	199	2%	Sumter	37	0%	Monroe	3	0%
Pasco	183	2%	Nassau	29	0%	Taylor	3	0%
Manatee	168	2%	Putnam	24	0%	Hardee	2	0%
Collier	167	2%	Walton	24	0%	Dixie	1	0%
Citrus	155	2%	Hendry	20	0%	Liberty	1	0%
Lake	146	2%	Madison	19	0%			
Okaloosa	140	2%	Gilchrist	17	0%			
						Total	9,234	

Note: cases are summarized by the county of usual residence. Residents and staff may be cases associated with facilities that are not in their county of usual residence, resulting in cases being included below for counties that do not have facilities with known cases.

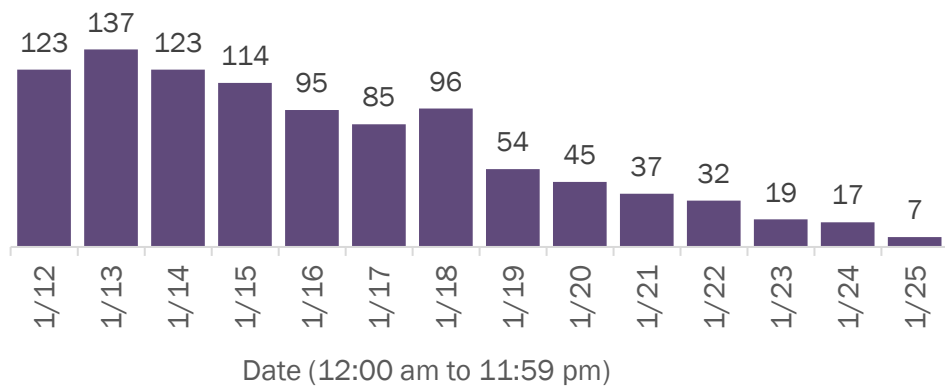
COVID-19: cases in Florida residents who have died

Data through Jan 25, 2021 verified as of Jan 26, 2021 at 09:25 AM

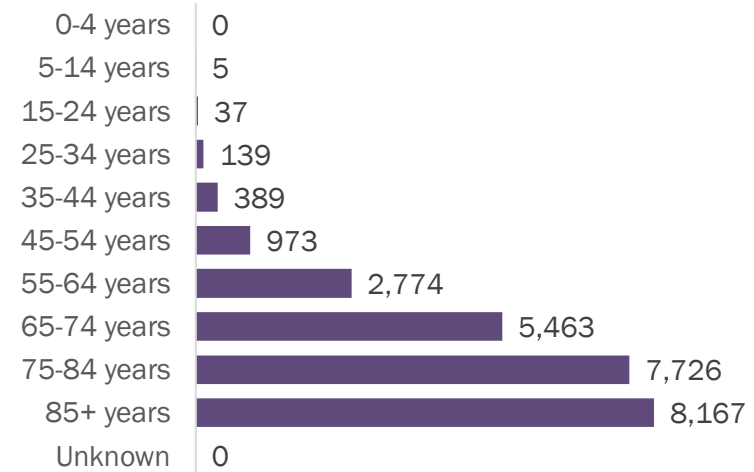
Data in this report are provisional and subject to change.

Demographics for all identified COVID-19 deaths: 25,673

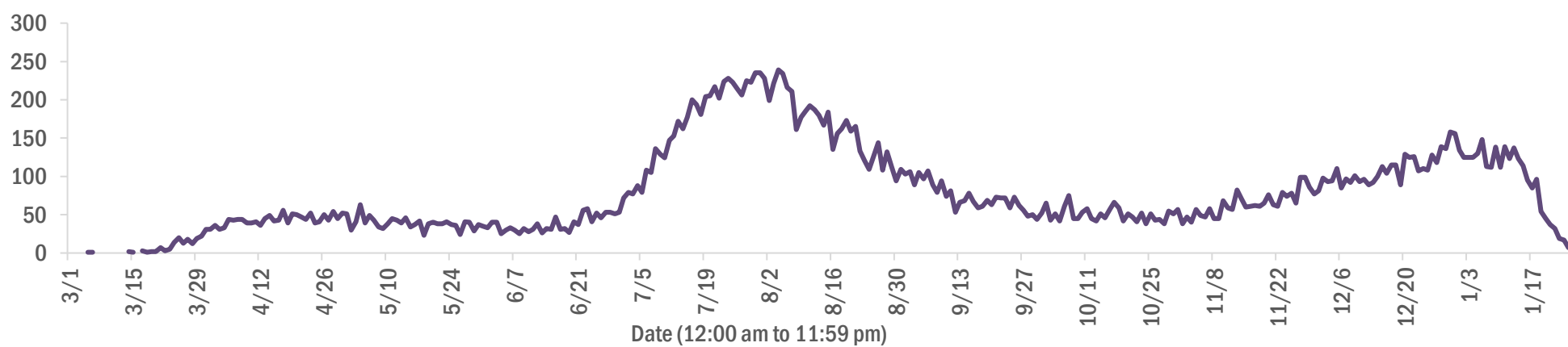
Deaths by date of death for the past 2 weeks



Deaths by age group



Deaths by date of death since March 2020



Age group	Deaths	Cases	Case fatality rate	Mortality rate per 100,000 population
0-4 years	0	31,017	0.0%	0.0
5-14 years	5	93,918	0.0%	0.2
15-24 years	37	251,981	0.0%	1.5
25-34 years	139	288,285	0.0%	4.9
35-44 years	389	254,240	0.2%	14.9
45-54 years	973	250,565	0.4%	34.9
55-64 years	2,774	215,505	1.3%	95.9
65-74 years	5,463	137,144	4.0%	225.1
75-84 years	7,726	76,507	10.1%	550.2
85+ years	8,167	36,909	22.1%	1414.1
Unknown	0	1,225	0.0%	
Total	25,673	1,637,296	1.6%	118.9

Race	Deaths	Cases	Case fatality rate	Mortality rate per 100,000 population
White	18,555	895,776	2.1%	111.1
Black	4,212	214,295	2.0%	115.2
Other	2,051	237,355	0.9%	164.8
Unknown	855	289,870	0.3%	
Total	25,673	1,637,296	1.6%	118.9

Gender	Deaths	Cases	Case fatality rate	Mortality rate per 100,000 population
Female	11,287	854,682	1.3%	102.2
Male	14,386	770,360	1.9%	136.3
Unknown	0	12,254	0.0%	
Total	25,673	1,637,296	1.6%	118.9

Ethnicity	Deaths	Cases	Case fatality rate	Mortality rate per 100,000 population
Hispanic	6,054	515,362	1.2%	106.6
Non-Hispanic	17,790	766,098	2.3%	111.7
Unknown	1,829	355,836	0.5%	
Total	25,673	1,637,296	1.6%	118.9

COVID-19: characteristics of 1,637,296 cases

Data through Jan 25, 2021 verified as of Jan 26, 2021 at 09:25 AM

Data in this report are provisional and subject to change.

Tables below include cases in Florida residents and non-Florida residents.

All 67 Florida counties have cases:

County	FL resident cases	Non-FL resident cases	Total cases	FL resident deaths	FL death rate	
Dade	358,224	22%	4,377	362,601	4,759	1.3%
Broward	166,001	10%	1,999	168,000	2,050	1.2%
Palm Beach	101,796	6%	1,699	103,495	2,125	2.1%
Orange	98,592	6%	1,257	99,849	902	0.9%
Hillsborough	96,988	6%	821	97,809	1,258	1.3%
Duval	77,802	5%	1,288	79,090	891	1.1%
Pinellas	56,078	3%	1,415	57,493	1,263	2.3%
Lee	49,574	3%	1,629	51,203	777	1.6%
Polk	48,323	3%	333	48,656	942	1.9%
Osceola	32,070	2%	529	32,599	356	1.1%
Escambia	26,504	2%	3,093	29,597	501	1.9%
Volusia	29,129	2%	445	29,574	498	1.7%
Pasco	28,368	2%	256	28,624	516	1.8%
Brevard	27,694	2%	453	28,147	620	2.2%
Manatee	27,132	2%	509	27,641	493	1.8%
Collier	26,169	2%	891	27,060	396	1.5%
Leon	24,752	2%	797	25,549	218	0.9%
Sarasota	22,940	1%	1,023	23,963	606	2.6%
Marion	23,594	1%	92	23,686	570	2.4%
Seminole	23,232	1%	172	23,404	359	1.5%
Lake	20,689	1%	283	20,972	388	1.9%
Alachua	19,701	1%	227	19,928	166	0.8%
St. Lucie	18,770	1%	127	18,897	478	2.5%
St. Johns	17,446	1%	249	17,695	157	0.9%
Okaloosa	15,955	1%	180	16,135	277	1.7%
Bay	15,060	1%	621	15,681	274	1.8%
Clay	14,871	1%	35	14,906	240	1.6%
Santa Rosa	14,706	1%	187	14,893	206	1.4%
Hernando	9,536	1%	74	9,610	335	3.5%
Indian River	9,368	1%	82	9,450	218	2.3%
Charlotte	9,303	1%	139	9,442	290	3.1%
Martin	9,220	1%	167	9,387	236	2.6%
Citrus	8,339	1%	59	8,398	336	4.0%
Columbia	7,062	0%	32	7,094	138	2.0%
Sumter	6,750	0%	68	6,818	177	2.6%

County	FL resident cases	Non-FL resident cases	Total cases	FL resident deaths	FL death rate	
Nassau	6,357	0%	393	6,750	79	1.2%
Highlands	6,173	0%	63	6,236	247	4.0%
Walton	5,523	0%	599	6,122	64	1.2%
Jackson	5,495	0%	63	5,558	130	2.4%
Putnam	5,289	0%	15	5,304	96	1.8%
Monroe	4,934	0%	265	5,199	39	0.8%
Flagler	5,007	0%	57	5,064	68	1.4%
Gadsden	4,973	0%	15	4,988	68	1.4%
Suwannee	4,749	0%	26	4,775	113	2.4%
Hendry	3,970	0%	19	3,989	55	1.4%
Unknown	253	0%	3,061	3,314	0	0.0%
Desoto	3,296	0%	17	3,313	66	2.0%
Okeechobee	3,134	0%	33	3,167	57	1.8%
Baker	2,945	0%	13	2,958	47	1.6%
Wakulla	2,857	0%	9	2,866	38	1.3%
Bradford	2,596	0%	8	2,604	37	1.4%
Hardee	2,500	0%	12	2,512	23	0.9%
Levy	2,457	0%	9	2,466	23	0.9%
Taylor	2,418	0%	6	2,424	33	1.4%
Washington	2,360	0%	21	2,381	31	1.3%
Holmes	1,998	0%	31	2,029	34	1.7%
Madison	1,766	0%	25	1,791	37	2.1%
Union	1,637	0%	1	1,638	70	4.3%
Gulf	1,616	0%	20	1,636	32	2.0%
Lafayette	1,518	0%	0	1,518	23	1.5%
Calhoun	1,500	0%	2	1,502	36	2.4%
Hamilton	1,459	0%	16	1,475	15	1.0%
Dixie	1,365	0%	3	1,368	13	1.0%
Jefferson	1,230	0%	22	1,252	19	1.5%
Franklin	1,165	0%	29	1,194	10	0.9%
Gilchrist	1,190	0%	3	1,193	28	2.4%
Liberty	970	0%	1	971	14	1.4%
Glades	858	0%	2	860	12	1.4%
Total	1,637,296	30,467	1,667,763	25,673	1.6%	

COVID-19: characteristics of 1,637,296 Florida resident cases

Data through Jan 25, 2021 verified as of Jan 26, 2021 at 09:25 AM

Data in this report are provisional and subject to change.

The table below includes the cities and counties of residence for cases in Florida residents based on the patient's ZIP Code. Note that city is not always received as part of the initial notification and may be missing while the case is being investigated.

City and county	Cases
Miami, Dade	208,006
Orlando, Orange	73,429
Jacksonville, Duval	73,054
Tampa, Hillsborough	57,036
Hialeah, Dade	50,820
Fort Lauderdale, Broward	36,254
Hollywood, Broward	32,016
West Palm Beach, Palm Beach	25,067
Kissimmee, Osceola	24,881
Tallahassee, Leon	23,828
Naples, Collier	21,964
Pensacola, Escambia	21,923
Homestead, Dade	21,309
Saint Petersburg, Pinellas	20,857
Fort Myers, Lee	19,761
Bradenton, Manatee	17,843
Ocala, Marion	17,588
Boca Raton, Palm Beach	17,211
Lakeland, Polk	17,032
Pompano Beach, Broward	16,418
Gainesville, Alachua	15,707
Sarasota, Sarasota	14,161
Lake Worth, Palm Beach	12,482
Cape Coral, Lee	12,369
Port Saint Lucie, St. Lucie	12,360
Clearwater, Pinellas	11,079
Miami Beach, Dade	10,852
Miramar, Broward	10,819
Boynton Beach, Palm Beach	9,805
Panama City, Bay	9,544
Doral, Dade	9,498
Saint Augustine, St. Johns	9,457
Coral Springs, Broward	9,327
Miami Gardens, Dade	9,265
Melbourne, Brevard	8,282
Winter Haven, Polk	8,033
Lehigh Acres, Lee	7,828
Delray Beach, Palm Beach	7,710
Riverview, Hillsborough	7,357
Vero Beach, Indian River	7,206
Milton, Santa Rosa	7,170
Davie, Broward	7,119
New Port Richey, Pasco	6,571
Lake City, Columbia	6,494
Sunrise, Broward	6,486
Fort Pierce, St. Lucie	6,324
Saint Cloud, Osceola	6,235
Palm Bay, Brevard	6,200
Largo, Pinellas	6,178
Coral Gables, Dade	6,159
Orange Park, Clay	6,131
Daytona Beach, Volusia	6,127
Apopka, Orange	5,908
Spring Hill, Hernando	5,726
Plantation, Broward	5,586
Brandon, Hillsborough	5,584
Clermont, Lake	5,537
North Miami Beach, Dade	5,499
Davenport, Polk	5,281

COVID-19: characteristics of 1,637,296 Florida resident cases

Data through Jan 25, 2021 verified as of Jan 26, 2021 at 09:25 AM

Data in this report are provisional and subject to change.

The table below includes the cities and counties of residence for cases in Florida residents based on the patient's ZIP Code. Note that city is not always received as part of the initial notification and may be missing while the case is being investigated.

City and county	Cases
Plant City, Hillsborough	5,278
Weston, Broward	5,220
Sanford, Seminole	5,105
Jupiter, Palm Beach	5,032
Deltona, Volusia	5,007
Winter Garden, Orange	4,812
Deerfield Beach, Broward	4,783
Port Charlotte, Charlotte	4,633
Fort Walton Beach, Okaloosa	4,535
Tamarac, Broward	4,404
Stuart, Martin	4,391
Palm Coast, Flagler	4,234
Crestview, Okaloosa	4,156
Wesley Chapel, Pasco	4,132
Land O Lakes, Pasco	4,101
Miami Lakes, Dade	4,068
Palm Beach Gardens, Palm Beach	3,997
Deland, Volusia	3,994
Coconut Creek, Broward	3,966
Palmetto, Manatee	3,949
Winter Park, Orange	3,928
Margate, Broward	3,847
Palm Harbor, Pinellas	3,846
Oviedo, Seminole	3,773
Live Oak, Suwannee	3,739
Wellington, Palm Beach	3,724
Opa Locka, Dade	3,689
Altamonte Springs, Seminole	3,580
Middleburg, Clay	3,576
Venice, Sarasota	3,491
Lutz, Hillsborough	3,445
North Port, Sarasota	3,424
Haines City, Polk	3,416
Port Orange, Volusia	3,409
Punta Gorda, Charlotte	3,337
Ocoee, Orange	3,331
Leesburg, Lake	3,323
Brooksville, Hernando	3,320
Sebring, Highlands	3,316
Hallandale, Broward	3,303
Valrico, Hillsborough	3,261
Arcadia, Desoto	3,209
Saint Johns, St. Johns	3,177
The Villages, Sumter	3,131
Okeechobee, Okeechobee	3,123
Bonita Springs, Lee	3,116
Pembroke Pines, Broward	3,111
Immokalee, Collier	3,049
Seminole, Pinellas	3,024
Ormond Beach, Volusia	3,018
Navarre, Santa Rosa	2,995
Zephyrhills, Pasco	2,959
Longwood, Seminole	2,836
Windermere, Orange	2,811
Gulf Breeze, Santa Rosa	2,774
Pinellas Park, Pinellas	2,772
Cutler Ridge, Dade	2,745
Ruskin, Hillsborough	2,707
North Lauderdale, Broward	2,706

COVID-19: characteristics of 1,637,296 Florida resident cases

Data through Jan 25, 2021 verified as of Jan 26, 2021 at 09:25 AM

Data in this report are provisional and subject to change.

The table below includes the cities and counties of residence for cases in Florida residents based on the patient's ZIP Code. Note that city is not always received as part of the initial notification and may be missing while the case is being investigated.

City and county	Cases
Cantonment, Escambia	2,680
North Miami, Dade	2,659
Niceville, Okaloosa	2,657
Quincy, Gadsden	2,627
Jacksonville Beach, Duval	2,607
Key West, Monroe	2,604
Crawfordville, Wakulla	2,567
Cocoa, Brevard	2,556
Lake Worth Beach, Palm Beach	2,545
Palatka, Putnam	2,471
Panama City Beach, Bay	2,460
Casselberry, Seminole	2,426
Hudson, Pasco	2,391
Bartow, Polk	2,375
Dade City, Pasco	2,358
Green Cove Springs, Clay	2,346
Fernandina Beach, Nassau	2,310
North Fort Myers, Lee	2,291
Perry, Taylor	2,280
Port Richey, Pasco	2,267
Oakland Park, Broward	2,221
Ponte Vedra Beach, St. Johns	2,206
Marianna, Jackson	2,204
Lake Mary, Seminole	2,171
Auburndale, Polk	2,148
Kissimmee, Polk	2,128
Winter Springs, Seminole	2,103
Clewiston, Hendry	2,103
Aventura, Dade	2,078
Titusville, Brevard	2,059
New Smyrna Beach, Volusia	2,036
Tarpon Springs, Pinellas	2,035
Lynn Haven, Bay	2,023
Lake Wales, Polk	2,000
Inverness, Citrus	1,993
Merritt Island, Brevard	1,963
Fleming Island, Clay	1,925
Royal Palm Beach, Palm Beach	1,912
Eustis, Lake	1,881
Belle Glade, Palm Beach	1,867
Santa Rosa Beach, Walton	1,862
Defuniak Springs, Walton	1,845
Chipley, Washington	1,844
Estero, Lee	1,836
Wimauma, Hillsborough	1,831
Parkland, Broward	1,807
Loxahatchee, Palm Beach	1,782
Dunedin, Pinellas	1,780
Cooper City, Broward	1,780
Labelle, Hendry	1,751
Starke, Bradford	1,745
Holiday, Pasco	1,725
Key Biscayne, Dade	1,688
Sarasota, Manatee	1,683
Destin, Okaloosa	1,659
Rockledge, Brevard	1,627
Mount Dora, Lake	1,623
Avon Park, Highlands	1,620
Mulberry, Polk	1,614

COVID-19: characteristics of 1,637,296 Florida resident cases

Data through Jan 25, 2021 verified as of Jan 26, 2021 at 09:25 AM

Data in this report are provisional and subject to change.

The table below includes the cities and counties of residence for cases in Florida residents based on the patient's ZIP Code. Note that city is not always received as part of the initial notification and may be missing while the case is being investigated.

City and county	Cases
Odessa, Hillsborough	1,611
Parrish, Manatee	1,609
Palm City, Martin	1,585
Tavares, Lake	1,535
Seffner, Hillsborough	1,514
Mayo, Lafayette	1,496
Riviera Beach, Palm Beach	1,486
Summerfield, Marion	1,486
Yulee, Nassau	1,480
Coconut Grove, Dade	1,466
Wauchula, Hardee	1,465
Crossings, Dade	1,448
Bonifay, Holmes	1,446
Carol City, Dade	1,422
Groveland, Lake	1,409
Macclenny, Baker	1,407
Missing, Dade	1,391
Pinecrest, Dade	1,348
Orange City, Volusia	1,345
Maitland, Orange	1,344
Callahan, Nassau	1,324
Lithia, Hillsborough	1,302
Crystal River, Citrus	1,296
Ponte Vedra, St. Johns	1,295
Sebastian, Indian River	1,294
Lake Butler, Union	1,257
Homosassa, Citrus	1,226
Lady Lake, Lake	1,222
Biscayne Park, Dade	1,214
Pace, Santa Rosa	1,193
Dania, Broward	1,189
Atlantic Beach, Duval	1,184
Madison, Madison	1,183
Florida City, Dade	1,174
Indiantown, Martin	1,170
Sun City Center, Hillsborough	1,169
Palmetto Bay, Dade	1,158
Gibsonton, Hillsborough	1,152
Graceville, Jackson	1,145
Lake Placid, Highlands	1,135
Monticello, Jefferson	1,131
Century, Escambia	1,115
Dover, Hillsborough	1,110
Hobe Sound, Martin	1,099
Oldsmar, Pinellas	1,096
Alachua, Alachua	1,092
Apollo Beach, Hillsborough	1,088
Palm Springs, Palm Beach	1,050
Dunnellon, Marion	1,039
Edgewater, Volusia	1,027
Belleview, Marion	1,006
El Portal, Dade	996
Debary, Volusia	985
North Palm Beach, Palm Beach	984
Newberry, Alachua	981
Havana, Gadsden	976
Jasper, Hamilton	973
Lantana, Palm Beach	971
Lecanto, Citrus	970

COVID-19: characteristics of 1,637,296 Florida resident cases

Data through Jan 25, 2021 verified as of Jan 26, 2021 at 09:25 AM

Data in this report are provisional and subject to change.

The table below includes the cities and counties of residence for cases in Florida residents based on the patient's ZIP Code. Note that city is not always received as part of the initial notification and may be missing while the case is being investigated.

City and county	Cases
Hilliard, Nassau	964
Blountstown, Calhoun	961
South Miami, Dade	960
Williston, Levy	908
Sanderson, Baker	887
Everglades National Park, Dade	884
Jensen Beach, Martin	875
Freeport, Walton	874
Satellite Beach, Brevard	860
Beverly Hills, Citrus	857
Safety Harbor, Pinellas	854
Keystone Heights, Clay	849
Ellenton, Manatee	848
Trenton, Gilchrist	844
Wewahitchka, Gulf	836
Wildwood, Sumter	817
Coleman, Sumter	813
Moore Haven, Glades	808
Lauderhill, Broward	802
Fellsmere, Indian River	794
Nokomis, Sarasota	790
Frostproof, Polk	786
Mary Esther, Okaloosa	785
Hernando, Citrus	781
Wilton Manors, Broward	776
Englewood, Charlotte	775
Fisher Island, Dade	762
Dunnellon, Citrus	760
Bristol, Liberty	757
Port Saint Joe, Gulf	755
Cross City, Dixie	753
Bushnell, Sumter	750
Key Largo, Monroe	741
Polk City, Polk	737
Medley, Dade	733
Shalimar, Okaloosa	705
Uleta, Dade	704
Olympia Heights, Dade	703
South Bay, Palm Beach	698
Pahokee, Palm Beach	688
Lauderdale Lakes, Broward	682
Coral, Dade	680
Chattahoochee, Gadsden	679
Marco Island, Collier	676
Glen Saint Mary, Baker	648
Englewood, Sarasota	647
Fort Meade, Polk	639
Cocoa Beach, Brevard	637
Crescent City, Putnam	632
High Springs, Alachua	629
Lawtey, Bradford	623
Interlachen, Putnam	614
Indialantic, Brevard	611
Chiefland, Levy	610
Miramar Beach, Walton	597
Thonotosassa, Hillsborough	591
Bowling Green, Hardee	589
Sorrento, Lake	588
Spring Hill, Pasco	587

COVID-19: characteristics of 1,637,296 Florida resident cases

Data through Jan 25, 2021 verified as of Jan 26, 2021 at 09:25 AM

Data in this report are provisional and subject to change.

The table below includes the cities and counties of residence for cases in Florida residents based on the patient's ZIP Code. Note that city is not always received as part of the initial notification and may be missing while the case is being investigated.

City and county	Cases
Minneola, Lake	584
Trinity, Pasco	581
Marathon, Monroe	574
Jacksonville, St. Johns	563
Old Town, Dixie	562
Southwest Ranches, Broward	562
Neptune Beach, Duval	558
Fruitland Park, Lake	558
Lake Alfred, Polk	546
Fort Myers Beach, Lee	534
Fort White, Columbia	519
Carrabelle, Franklin	511
West Melbourne, Brevard	511
Sneads, Jackson	509
Bronson, Levy	497
Belle Isle, Orange	496
Umatilla, Lake	492
Baker, Okaloosa	488
Clearwater Beach, Pinellas	470
Sweetwater, Dade	463
Jay, Santa Rosa	458
South Daytona, Volusia	452
Palm Beach, Palm Beach	447
Cottondale, Jackson	438
Weeki Wachee, Hernando	435
Gulfport, Pinellas	430
Hawthorne, Alachua	430
Mascotte, Lake	428
Silver Springs, Marion	420
Midway, Gadsden	415
Oakland, Orange	413
East Palatka, Putnam	412
Florida State University, Leon	411
Rotunda West, Charlotte	404
Citra, Marion	402
Bunnell, Flagler	401
Zolfo Springs, Hardee	397
Molino, Escambia	392
Oxford, Sumter	391
Centerville, Leon	389
Altha, Calhoun	387
Melbourne Beach, Brevard	373
Surfside, Dade	370
Youngstown, Bay	369
Myakka City, Manatee	364
Apalachicola, Franklin	359
Branford, Suwannee	357
Flagler Beach, Flagler	351
Ocklawaha, Marion	351
Cape Canaveral, Brevard	350
Tavernier, Monroe	350
Raiford, Union	350
Celebration, Osceola	349
Alva, Lee	348
Archer, Alachua	337
Indian Harbour Beach, Brevard	336
Mims, Brevard	336
Hastings, St. Johns	335
Haverhill, Palm Beach	318

COVID-19: characteristics of 1,637,296 Florida resident cases

Data through Jan 25, 2021 verified as of Jan 26, 2021 at 09:25 AM

Data in this report are provisional and subject to change.

The table below includes the cities and counties of residence for cases in Florida residents based on the patient's ZIP Code. Note that city is not always received as part of the initial notification and may be missing while the case is being investigated.

City and county	Cases
Dundee, Polk	317
De Leon Springs, Volusia	317
Bell, Gilchrist	316
Osprey, Sarasota	315
Bal Harbour, Dade	314
Grand Ridge, Jackson	308
Pierson, Volusia	307
Malone, Jackson	304
Eagle Lake, Polk	298
Greenville, Madison	293
Webster, Sumter	290
Lake Park, Palm Beach	287
Jennings, Hamilton	287
West Miami, Dade	286
Floral City, Citrus	284
Holly Hill, Volusia	284
Lehigh, Lee	280
Ave Maria, Collier	278
Eastpoint, Franklin	278
Vernon, Washington	276
Grand Island, Lake	276
Tequesta, Palm Beach	271
Satsuma, Putnam	271
Chuluota, Seminole	269
Gotha, Orange	269
Westville, Holmes	266
Elkton, St. Johns	264
Montverde, Lake	258
Melrose, Putnam	258
Indian Rocks Beach, Pinellas	257
Greenwood, Jackson	257
Reddick, Marion	257
Bryceville, Nassau	245
Kenneth City, Pinellas	244
Valparaiso, Okaloosa	241
O Brien, Suwannee	237
Alafaya, Orange	237
Sebastian, Brevard	236
Ponce De Leon, Holmes	236
Winter Park, Seminole	234
Malabar, Brevard	233
Laurel Hill, Okaloosa	231
San Antonio, Pasco	231
South Pasadena, Pinellas	223
Belleair, Pinellas	221
Lake Panasoffkee, Sumter	219
Fort McCoy, Marion	213
Anthony, Marion	211
Gretna, Gadsden	211
Edgewood, Orange	211
Southport, Bay	203
Morriston, Levy	202
White Springs, Hamilton	198
Hosford, Liberty	198
Sanibel, Lee	196
Geneva, Seminole	196
Wellborn, Suwannee	195
Lee, Madison	195
Inlet Beach, Walton	194

COVID-19: characteristics of 1,637,296 Florida resident cases

Data through Jan 25, 2021 verified as of Jan 26, 2021 at 09:25 AM

Data in this report are provisional and subject to change.

The table below includes the cities and counties of residence for cases in Florida residents based on the patient's ZIP Code. Note that city is not always received as part of the initial notification and may be missing while the case is being investigated.

City and county	Cases
Kindred, Osceola	192
Bay Harbor Islands, Dade	191
Greenacres, Palm Beach	185
Eglin Air Force Base, Okaloosa	182
Saint James City, Lee	182
Weirsdale, Marion	181
Fountain, Bay	180
Mcdavid, Escambia	177
Fern Park, Seminole	176
The Villages, Marion	176
Hallandale Beach, Broward	174
Mcalpin, Suwannee	174
Longboat Key, Manatee	171
Azalea Park, Orange	171
Sopchoppy, Wakulla	169
Holmes Beach, Manatee	161
Juno Beach, Palm Beach	158
Howey-In-The-Hills, Lake	158
Alford, Jackson	158
Zellwood, Orange	156
Islamorada, Monroe	156
Lakewood Ranch, Manatee	156
Astatula, Lake	154
Micanopy, Alachua	154
Babson Park, Polk	153
Altoona, Lake	152
Holt, Okaloosa	149
Lauderdale By The Sea, Broward	149
Madeira Beach, Pinellas	147
Caryville, Washington	145
The Villages, Lake	145
Summerland Key, Monroe	142
University Of Miami, Dade	141
Poinciana, Polk	140
Clair-Mel City, Hillsborough	137
Bokeelia, Lee	137
Center Hill, Sumter	136
Pomona Park, Putnam	135
Lockhart, Orange	135
Hiawassee, Orange	134
Atlantis, Palm Beach	133
Bay Lake, Orange	133
Viera, Brevard	131
Lake Helen, Volusia	129
Rocky Point, Hillsborough	129
Mangonia Park, Palm Beach	129
Oak Hill, Volusia	127
University Of Central Fl, Orange	124
Odessa, Pasco	124
University Of Fl, Alachua	121
Ponce Inlet, Volusia	120
Apopka, Seminole	120
Carrollwood, Hillsborough	120
Matlacha, Lee	116
Golden Beach, Dade	115
Grant-Valkaria, Brevard	114
Hollister, Putnam	113
Osteen, Volusia	113
Hypoluxo, Palm Beach	111

COVID-19: characteristics of 1,637,296 Florida resident cases

Data through Jan 25, 2021 verified as of Jan 26, 2021 at 09:25 AM

Data in this report are provisional and subject to change.

The table below includes the cities and counties of residence for cases in Florida residents based on the patient's ZIP Code. Note that city is not always received as part of the initial notification and may be missing while the case is being investigated.

City and county	Cases
Baldwin, Duval	111
Cutler Bay, Dade	109
San Mateo, Putnam	109
Clarksville, Calhoun	108
Steinhatchee, Taylor	106
Big Pine Key, Monroe	106
Cloud Lake, Palm Beach	105
Citrus Springs, Citrus	104
Sumterville, Sumter	104
Lake Hamilton, Polk	103
Lutz, Pasco	102
Placida, Charlotte	102
Inglis, Levy	101
Kendall, Dade	100
Hampton, Bradford	100
Lady Lake, Sumter	97
South Fort Myers, Lee	97
Buena Ventura Lakes, Osceola	97
Panacea, Wakulla	96
Seville, Volusia	95
Christmas, Orange	88
Dinsmore, Duval	88
Florahome, Putnam	88
Harmony, Osceola	88
Temple Terrace, Hillsborough	87
Hurlburt Field, Okaloosa	87
Brooker, Bradford	86
Canal Point, Palm Beach	86
Waldo, Alachua	86
Bascom, Jackson	86
Paisley, Lake	86
Belleair Beach, Pinellas	85
Lamont, Jefferson	85
Callaway, Bay	84
Tierra Verde, Pinellas	83
Maitland, Seminole	79
Astor, Lake	79
F M, Lee	77
Pinetta, Madison	77
Tyndall Air Force Base, Bay	77
Fruit Cove, St. Johns	77
Barefoot Bay, Brevard	74
Lorida, Highlands	74
University Of Central Florida, Orange	74
Palma Ceia, Hillsborough	73
Lighthouse Point, Broward	73
Avon Park, Polk	72
University Of South Florida, Hillsborough	71
Crystal Beach, Pinellas	70
Cedar Key, Levy	69
Bradenton Beach, Manatee	69
Eatonville, Orange	68
Ochopee, Collier	67
Fort Denaud, Hendry	66
Campbellton, Jackson	66
Ocean Ridge, Palm Beach	66
Welaka, Putnam	64
Kathleen, Polk	64
Patrick Air Force Base, Brevard	63

COVID-19: characteristics of 1,637,296 Florida resident cases

Data through Jan 25, 2021 verified as of Jan 26, 2021 at 09:25 AM

Data in this report are provisional and subject to change.

The table below includes the cities and counties of residence for cases in Florida residents based on the patient's ZIP Code. Note that city is not always received as part of the initial notification and may be missing while the case is being investigated.

City and county	Cases
Air Mail Facility, Dade	63
Dania Beach, Broward	63
Stock Island, Monroe	62
Missing, Volusia	62
Barry University, Dade	61
Sunny Isles Beach, Dade	60
Boca Grande, Lee	60
Princeton, Dade	60
Saint Pete Beach, Pinellas	60
Greensboro, Gadsden	60
North Venice, Sarasota	59
West Park, Broward	59
Orlando, Seminole	58
Bonita Beach, Lee	57
City Of Sunrise, Broward	57
Yalaha, Lake	57
Georgetown, Putnam	54
Florida Gulf Coast Univ, Lee	54
Destin, Walton	52
Orlando, Dade	51
Reunion, Osceola	51
Bellview, Escambia	49
Missing, Lee	49
Missing, Orange	49
North Redington Beach, Pinellas	48
Anna Maria, Manatee	47
Felda, Hendry	47
Ona, Hardee	47
Walnut Hill, Escambia	47
Northdale, Hillsborough	47
Heathrow, Seminole	47
Treasure Island, Pinellas	46
Cudjoe Key, Monroe	46
Micco, Brevard	46
Palm Beach Shores, Palm Beach	45
Mexico Beach, Bay	45
Singer Island, Palm Beach	45
Aloma, Orange	45
Orlando, Osceola	44
Lake Suzy, Desoto	44
Missing, Santa Rosa	43
Town N Country, Hillsborough	42
Cinco Bayou, Okaloosa	42
Saint Leo, Pasco	41
Missing, St. Johns	41
Sewalls Point, Martin	41
Miami Springs, Dade	40
Highland City, Polk	40
Miromar Lakes, Lee	40
University Of Tampa, Hillsborough	40
Enterprise, Volusia	40
Salt Springs, Marion	39
Saint Johns, Duval	39
Okahumpka, Lake	39
Duette, Manatee	39
Intercession City, Osceola	39
Manalapan, Palm Beach	38
Orlando, Broward	38
Terra Ceia, Manatee	38

COVID-19: characteristics of 1,637,296 Florida resident cases

Data through Jan 25, 2021 verified as of Jan 26, 2021 at 09:25 AM

Data in this report are provisional and subject to change.

The table below includes the cities and counties of residence for cases in Florida residents based on the patient's ZIP Code. Note that city is not always received as part of the initial notification and may be missing while the case is being investigated.

City and county	Cases
Village Of Wellington, Palm Beach	38
Orlando, Polk	37
Eaton Park, Polk	37
Orlando, Volusia	37
Gulf Breeze, Escambia	37
Ponte Vedra, Duval	37
Waverly, Polk	37
Ebro, Washington	36
Miami, Unknown	34
Flemington, Marion	34
Key Colony Beach, Monroe	34
Naranja, Dade	34
Kenansville, Osceola	33
Florence Villa, Polk	33
Highland Beach, Palm Beach	33
Palm Shores, Brevard	32
Green Acres, Palm Beach	32
Missing, Marion	32
Bayonet Point, Pasco	31
Dowling Park, Suwannee	31
Village Wellington, Palm Beach	31
Bagdad, Santa Rosa	31
Pasadena, Pinellas	30
Orlando, Hillsborough	29
Lulu, Columbia	29
Lacoochee, Pasco	29
Bonita Springs, Collier	29
Hialeah Gardens, Dade	29
Bay Pines, Pinellas	28
Tice, Lee	28
Florida A And M University, Leon	28
Florida International Univ, Dade	28
Jupiter, Martin	27
Miami Shores, Dade	27
Missing, Duval	27
Pensacola Beach, Santa Rosa	27
Penney Farms, Clay	26
Florida State, Leon	26
Caryville, Holmes	26
Hallandale Beach, Broward	26
Nocatee, Desoto	26
Univ Of FI Student Dorms, Alachua	26
South Palm Beach, Palm Beach	25
Eloise, Polk	25
Cortez, Manatee	25
Missing, Palm Beach	25
Kinard, Calhoun	25
Chokoloskee, Collier	25
Homeland, Polk	25
Horseshoe Beach, Dixie	25
South Miami Heights, Dade	25
Labelle, Glades	24
North Bay Village, Dade	24
Tangerine, Orange	24
Poinciana, Osceola	24
Stetson University, Volusia	24
Earleton, Alachua	24
Homosassa Springs, Citrus	24
Santa Fe, Alachua	24

COVID-19: characteristics of 1,637,296 Florida resident cases

Data through Jan 25, 2021 verified as of Jan 26, 2021 at 09:25 AM

Data in this report are provisional and subject to change.

The table below includes the cities and counties of residence for cases in Florida residents based on the patient's ZIP Code. Note that city is not always received as part of the initial notification and may be missing while the case is being investigated.

City and county	Cases
Mcintosh, Marion	24
Missing, Escambia	23
Siesta Key, Sarasota	23
City Of Westlake, Palm Beach	22
Bostwick, Putnam	22
Florida Dept Of Corrections, Union	22
Long Key, Monroe	22
Lealman, Pinellas	22
Goulds, Dade	22
Tioga, Alachua	22
Indian Lake Estates, Polk	22
Bonaventure, Broward	21
Venus, Highlands	21
New Smyrna, Volusia	21
Missing, Pasco	21
Westchase, Hillsborough	21
Bayshore Gardens, Manatee	21
Bradley, Polk	21
La Crosse, Alachua	21
Sparr, Marion	20
Sydney, Hillsborough	20
Bonifay, Washington	20
Missing, Hillsborough	20
Orlando, Palm Beach	20
Palmdale, Glades	20
Wausau, Washington	20
Perdido Key, Escambia	20
Balm, Hillsborough	20
Fort Lauderdale, Dade	20
Lakeshore, Polk	20
Missing, Lake	19
Sun City, Hillsborough	19
Yankeetown, Levy	19
Crystal Springs, Pasco	19
Ridge Manor, Pasco	19
Hawthorne, Putnam	19
Little Torch Key, Monroe	18
Pine Hills, Orange	18
Everglades City, Collier	18
Paxton, Walton	18
Sugarloaf Key, Monroe	18
Missing, Monroe	18
Babcock Ranch, Lee	18
Orange Lake, Marion	18
Branford, Lafayette	18
Saint Marks, Wakulla	18
Pine Castle, Orange	18
Wabasso, Indian River	17
Mexico Beach, Gulf	17
Miami, Broward	17
Florida International University, Dade	17
Alturas, Polk	17
Missing, St. Lucie	17
Candler, Marion	17
Lowell, Marion	17
Laud-By-The-Sea, Broward	16
Graceville, Holmes	16
Mango, Hillsborough	16
West Panama City Beach, Bay	16

COVID-19: characteristics of 1,637,296 Florida resident cases

Data through Jan 25, 2021 verified as of Jan 26, 2021 at 09:25 AM

Data in this report are provisional and subject to change.

The table below includes the cities and counties of residence for cases in Florida residents based on the patient's ZIP Code. Note that city is not always received as part of the initial notification and may be missing while the case is being investigated.

City and county	Cases
Parker, Bay	16
Pembroke Park, Broward	16
Citrus Ridge, Indian River	16
Champions Gate, Polk	16
Loughman, Polk	16
Indian River Shores, Indian River	16
Maxville, Duval	16
Nalcrest, Polk	15
Gulf Stream, Palm Beach	15
Orlando, Pinellas	15
Plymouth, Orange	15
Westlake, Palm Beach	14
Lake City, Suwannee	14
Murdock, Charlotte	14
Davenport, Osceola	14
Winter Garden, Lake	14
Golden Oak, Orange	14
Jensen Beach, St. Lucie	14
Goodland, Collier	14
Mount Dora, Orange	14
Village Of Palmetto Bay, Dade	14
Webster, Hernando	14
Gulf Hammock, Levy	14
Hernando Beach, Hernando	14
White Springs, Columbia	14
Tallevast, Manatee	13
Suwannee, Dixie	13
Union Park, Orange	13
Orlando, Lake	13
Kissimmee, Orange	13
Wewahitchka, Calhoun	13
Forest City, Orange	13
Fort Ogden, Desoto	13
Orlando, Brevard	13
Woodville, Leon	13
Saint George Island, Franklin	12
Fort Charlotte, Charlotte	12
Daytona Beach Shores, Volusia	12
Lake Buena Vista, Orange	12
Hollywood, Dade	12
Buckingham, Lee	12
Archer, Levy	12
Graham, Bradford	12
Pensacola Beach, Escambia	12
High Springs, Gilchrist	12
Hutchinson Island, St. Lucie	12
Copeland, Collier	11
Shady Hills, Pasco	11
Kingsley Lake, Bradford	11
Gonzalez, Escambia	11
Holder, Citrus	11
Mount Plymouth, Lake	11
Wahneta, Polk	11
Orlando, Leon	11
Durant, Hillsborough	11
Brooksville, Pasco	11
Saint Lucie West, St. Lucie	11
Trenton, Levy	11
Jacksonville, Unknown	11

COVID-19: characteristics of 1,637,296 Florida resident cases

Data through Jan 25, 2021 verified as of Jan 26, 2021 at 09:25 AM

Data in this report are provisional and subject to change.

The table below includes the cities and counties of residence for cases in Florida residents based on the patient's ZIP Code. Note that city is not always received as part of the initial notification and may be missing while the case is being investigated.

City and county	Cases
Watersound, Walton	11
Redington Shores, Pinellas	11
Unknown, Dade	11
Long Boat Key, Manatee	11
Otter Creek, Levy	10
Telogia, Liberty	10
Trilby, Pasco	10
Johns Pass Village, Pinellas	10
Ramrod Key, Monroe	10
Lake Monroe, Seminole	10
Orlando, Duval	10
Leisure City, Dade	10
Laurel Hill, Walton	10
Roseland, Indian River	10
Nichols, Polk	10
Missing, Seminole	10
Missing, Manatee	10
Greenville, Taylor	10
Hillsboro Beach, Broward	10
Braden River, Manatee	10
Passport, Unknown	10
Steinhatchee, Dixie	10
Missing, Nassau	10
Rosemary Beach, Walton	10
Los Angeles, Dade	9
Lloyd, Jefferson	9
Lamont, Madison	9
Cypress, Jackson	9
Rubonia, Manatee	9
Indian Creek Village, Dade	9
Fanning Springs, Gilchrist	9
Perrine, Dade	9
West Delray Beach, Palm Beach	9
Dade City, Hernando	9
Briny Breezes, Palm Beach	9
Lake Como, Putnam	9
Missing, Collier	9
Choctaw Beach, Okaloosa	9
Belleair Bluffs, Pinellas	9
University Park, Manatee	9
Beverly Beach, Flagler	9
Cottdale, Washington	9
Sea Ranch Lakes, Broward	9
Palma Sola, Manatee	9
Missing, Pinellas	9
Goldenrod, Seminole	8
Jerome, Collier	8
Hialeah, Unknown	8
Ponce De Leon, Walton	8
Seybold, Dade	8
Cross Creek, Alachua	8
Ferndale, Lake	8
Citrus Hills, Citrus	8
Elfers, Pasco	8
Seacrest, Walton	8
Salem, Taylor	8
Virginia Gardens, Dade	8
Naples, Lee	8
Florida State Univ Admin, Leon	8

COVID-19: characteristics of 1,637,296 Florida resident cases

Data through Jan 25, 2021 verified as of Jan 26, 2021 at 09:25 AM

Data in this report are provisional and subject to change.

The table below includes the cities and counties of residence for cases in Florida residents based on the patient's ZIP Code. Note that city is not always received as part of the initial notification and may be missing while the case is being investigated.

City and county	Cases
Forest City, Seminole	8
Ozona, Pinellas	8
Keystone Heights, Bradford	7
Orlando, Pasco	7
Lakewood Ranch, Sarasota	7
University Of Central Fl, Hillsborough	7
Orange Springs, Marion	7
Evinston, Alachua	7
Missing, Unknown	7
Basinger, Okeechobee	7
Grant Valkaria, Brevard	7
Port Saint John, Brevard	7
Eau Gallie, Brevard	7
Captiva, Lee	7
Orlando, Alachua	7
Niceville, Walton	7
Palm City, St. Lucie	7
Aripeka, Pasco	7
Maitland, Volusia	7
Pine Ridge, Citrus	7
Switzerland, St. Johns	7
Redington Beach, Pinellas	7
Innovation, Pasco	7
Deer Island, Lake	7
East Lake, Marion	7
Wildlight, Nassau	7
Labelle, Lee	6
Missing, Walton	6
Alys Beach, Bay	6
Gibsonia, Polk	6
Maitland, Hillsborough	6
Winderemere, Orange	6
Winter Park, Polk	6
Sunny Hills, Washington	6
Orlando, Flagler	6
Orlando, Marion	6
Missing, Indian River	6
Grandin, Putnam	6
River Ranch, Polk	6
Punta Gorda, Lee	6
Quail Heights, Dade	6
Saint Augustine Beach, St. Johns	6
Fairfield, Marion	6
Missing, Broward	6
Orange Park, Duval	6
Lake Butler, Bradford	6
Mayport Naval Station, Duval	6
Maitland, Osceola	6
Fernandina, Nassau	6
Umatilla, Marion	6
Morrison, Marion	6
Missing, Citrus	6
Duck Key, Monroe	6
Miccosukee, Leon	6
Orchid, Indian River	6
Ybor City, Hillsborough	5
Haines Creek, Lake	5
Fort Lauderdale, Palm Beach	5
Babcock Ranch, Charlotte	5

COVID-19: characteristics of 1,637,296 Florida resident cases

Data through Jan 25, 2021 verified as of Jan 26, 2021 at 09:25 AM

Data in this report are provisional and subject to change.

The table below includes the cities and counties of residence for cases in Florida residents based on the patient's ZIP Code. Note that city is not always received as part of the initial notification and may be missing while the case is being investigated.

City and county	Cases
Longboat Key, Sarasota	5
PsI, Unknown	5
N/A, Unknown	5
Inglis, Citrus	5
Ocoee, Lake	5
Okeechobee, Martin	5
Orlando, Manatee	5
Missing, Bay	5
Nobleton, Hernando	5
Fort Lauderdale, Lee	5
University Of Central Fl, Martin	5
Missing, Okaloosa	5
Indian Shores, Pinellas	5
Putnam Hall, Putnam	5
Stuart, St. Lucie	5
Pass, Unknown	5
Valkaria, Brevard	5
Holt, Santa Rosa	5
White City, Gulf	5
Worthington Springs, Union	5
Westchester, Dade	5
Port Salerno, Martin	5
Grove City, Charlotte	5
Barberville, Volusia	5
Ebro, Bay	5
Eglin, Okaloosa	5
Scottsmoor, Brevard	5
Missing, Clay	4
Glen Ridge, Palm Beach	4
Coco River, Collier	4
Hialeah, Broward	4
Melrose, Bradford	4
Mid Florida, Seminole	4
Ocean Breeze, Martin	4
Shady Grove, Taylor	4
Inlet Beach, Bay	4
Missing, Leon	4
Milton, Escambia	4
Mayport, Duval	4
West Bradenton, Manatee	4
Port Charlotte, Unknown	4
Okeechobee, Glades	4
Live Oak, Madison	4
Loxahatchee Groves, Palm Beach	4
Missing, Polk	4
Miami, Palm Beach	4
Deerfield Beach, Palm Beach	4
Saint Augustine, Duval	4
Point Washington, Walton	4
Williston, Marion	4
El Jobean, Charlotte	4
Bella Collina, Lake	4
Anastasia Island, St. Johns	4
Hinsdale, Manatee	4
Oneco, Manatee	4
Wakulla Springs, Wakulla	4
International Service Center, Dade	4
Day, Lafayette	4
San Carlos Park, Lee	4

COVID-19: characteristics of 1,637,296 Florida resident cases

Data through Jan 25, 2021 verified as of Jan 26, 2021 at 09:25 AM

Data in this report are provisional and subject to change.

The table below includes the cities and counties of residence for cases in Florida residents based on the patient's ZIP Code. Note that city is not always received as part of the initial notification and may be missing while the case is being investigated.

City and county	Cases
Jacksonville Naval Air Station, Duval	4
Miramar, Dade	4
Newberry, Gilchrist	4
Miami Gardens, Unknown	4
Orlando, Lee	4
Okeechobee, Osceola	4
Bayou George, Bay	4
Branford, Gilchrist	4
Clewiston, Palm Beach	4
Glenwood, Volusia	4
Clarcona, Orange	4
Pensacola, Unknown	4
Sugarloaf, Monroe	3
Westville, Walton	3
Boca Raton, Broward	3
Ft Pierce, St. Lucie	3
Milligan, Okaloosa	3
Lamont, Taylor	3
Coraopolis, Citrus	3
Conch Key, Monroe	3
Chicago, Lee	3
Cape Haze, Charlotte	3
Bristol, Calhoun	3
Boynton Beach, Broward	3
North Fort Myers, Charlotte	3
Jacksonville, Alachua	3
Kissimmee, Unknown	3
Sorrento, Orange	3
Cypress Gardens, Polk	3
Crestview, Walton	3
Fernandina Beach, Duval	3
Fpo, Duval	3
Bowling Green, Polk	3
Cape San Blas, Gulf	3
Apopka, Lake	3
Indian Rock Beach, Pinellas	3
Hollywood, Unknown	3
Monticello, Madison	3
Missing, Martin	3
Vernon, Bay	3
Mayport Naval Housing, Duval	3
Pompano Beach, Palm Beach	3
Samoset, Manatee	3
San Fernando, Unknown	3
Jonesville, Alachua	3
Julington Creek, St. Johns	3
Jupiter Island, Martin	3
Ocean Reef Club, Monroe	3
Mims, Volusia	3
Miami Beach, Unknown	3
Altamonte Springs, Orange	3
Alys Beach, Walton	3
East Rockland Key, Monroe	3
Sandestin, Walton	3
Vero Beach, St. Lucie	3
Seacrest, Bay	3
Hallandale Beach, Unknown	3
Blountstown, Liberty	3
Lynbrook, Broward	3

COVID-19: characteristics of 1,637,296 Florida resident cases

Data through Jan 25, 2021 verified as of Jan 26, 2021 at 09:25 AM

Data in this report are provisional and subject to change.

The table below includes the cities and counties of residence for cases in Florida residents based on the patient's ZIP Code. Note that city is not always received as part of the initial notification and may be missing while the case is being investigated.

City and county	Cases
Miami Gardens, Broward	3
Lakeland, Hillsborough	3
Lake City, Duval	3
Immokalee, Lee	3
Palm Coast, Volusia	3
Orlando, Unknown	3
Port Saint Lucie, Martin	3
Saint Augusaintine Beach, St. Johns	3
Village Of Golf, Palm Beach	3
Wildwood, Marion	3
Laurel, Sarasota	3
Ludlam, Dade	3
Jacksonville, Clay	3
Tampa Palms, Hillsborough	3
Tampa, Pinellas	3
Winter Garden, Seminole	3
Pass, Dade	3
Margate, Unknown	3
Los Angeles, Broward	3
Highland Park, Polk	3
Brewton, Escambia	3
Apopka, Broward	3
Missing, Sarasota	3
Missing, Taylor	3
Lanark Village, Franklin	3
Maitland, Polk	3
Pp, Dade	3
Pp, Unknown	3
Orem, Palm Beach	3
Woodside, Broward	3
Wimauma, Manatee	2
University Of Central Florida, Palm Beach	2
University Of Central Florida, Pinellas	2
Sumatra, Liberty	2
Pensacola, Santa Rosa	2
Provo, Broward	2
Portland, Unknown	2
Maitland, Lake	2
Lake Harbor, Palm Beach	2
Missing, Brevard	2
Moore Haven, Hendry	2
Naples, Broward	2
Cassadaga, Volusia	2
Hialeah Lakes, Dade	2
Fort Walton Beach, Walton	2
Dunnellon, Levy	2
Jacksonville, Dade	2
Madison, Unknown	2
Lake Worth, Broward	2
Maitland, Pasco	2
Florida Power & Light Co, Dade	2
Amelia City, Nassau	2
Alligator Point, Wakulla	2
Chipley, Jackson	2
Bruce, Holmes	2
Orlando, Okaloosa	2
University Of Central Florida, Broward	2
Vero Beach, Brevard	2
West Palm Beach, Dade	2

COVID-19: characteristics of 1,637,296 Florida resident cases

Data through Jan 25, 2021 verified as of Jan 26, 2021 at 09:25 AM

Data in this report are provisional and subject to change.

The table below includes the cities and counties of residence for cases in Florida residents based on the patient's ZIP Code. Note that city is not always received as part of the initial notification and may be missing while the case is being investigated.

City and county	Cases
Tarpon Springs, Pasco	2
Orlando, Charlotte	2
Pineland, Lee	2
Orlando, Santa Rosa	2
Oklawaha, Marion	2
Olustee, Baker	2
Winter Park, Leon	2
Greenville, Jefferson	2
Lecanto, Marion	2
Maitland, Leon	2
Missing, Hernando	2
Bronx, Seminole	2
Bonifay, Jackson	2
Bonnie, Sarasota	2
Clermont, Orange	2
Clermont, Polk	2
Doctors Inlet, Clay	2
Deland, Lake	2
Fort Myers, Collier	2
Fort Pierce, Martin	2
Windermere, Seminole	2
Upper Key Largo, Monroe	2
University Of Central Florida, Brevard	2
Zellwood, Lake	2
Saint Petersburg, Hillsborough	2
Seven Springs, Pasco	2
None, Dade	2
Lake Geneva, Clay	2
Lawtey, Union	2
Lutz, Pinellas	2
Los Angeles, Okaloosa	2
Miami, Orange	2
Mount Pleasant, Gadsden	2
Missing, Jackson	2
Navarre, Okaloosa	2
Blountstown, Jackson	2
Alligator Point, Franklin	2
Coconut Creek, Unknown	2
Fort Myers, Unknown	2
Crawfordville, Leon	2
Eatonville, Lake	2
Fort Lauderdale, Unknown	2
Union, Manatee	2
Venice, Dade	2
University Of Central FI, Seminole	2
Sand Lake, Orange	2
Port St. Lucie, St. Lucie	2
Winter Park, Volusia	2
Winter Springs, Orange	2
Windermere, Hillsborough	2
Eatonville, Polk	2
High Springs, Columbia	2
Alford, Washington	2
Miami, Martin	2
Miramar, Unknown	2
Okeechobee, Highlands	2
Orlando, Escambia	2
New Port Richey, Hillsborough	2
Labelle, Collier	2

COVID-19: characteristics of 1,637,296 Florida resident cases

Data through Jan 25, 2021 verified as of Jan 26, 2021 at 09:25 AM

Data in this report are provisional and subject to change.

The table below includes the cities and counties of residence for cases in Florida residents based on the patient's ZIP Code. Note that city is not always received as part of the initial notification and may be missing while the case is being investigated.

City and county	Cases
Jena, Taylor	2
Lauderhill, Unknown	2
Long Beach, Orange	2
Longwood, Unknown	2
Seguin, Unknown	2
Sunrise, Unknown	2
Tampa, Broward	2
Port Canaveral, Brevard	2
Plantation Key, Monroe	2
Orlando, St. Lucie	2
Oakland Park, Unknown	2
Weirsdale, Lake	2
Marysville, Dade	2
Missing, Putnam	2
Green Cove Springs, Duval	2
Island Grove, Alachua	2
Claysville, Hernando	2
Cibolo, Orange	2
Cross Key, Monroe	2
Crescent Beach, Sarasota	2
Dade City, Unknown	2
Defuniak Springs, Okaloosa	2
Pompano Beach, Unknown	2
Sharpes, Brevard	2
Sebring, Desoto	2
Saint Lucie Village, St. Lucie	2
Panama City, Unknown	2
Tampa, Hernando	2
Summerfield, Unknown	2
Vero Beach, Unknown	2
Wauchula, Desoto	2
Yeehaw, Okeechobee	2
Jacksonville Naval Hospital, Duval	2
Jacksonville, Nassau	2
Longview, Dade	2
Hosford, Calhoun	2
Melrose, Clay	2
Mesa, Unknown	2
Noma, Holmes	2
Ormond Beach, Flagler	2
000000, Unknown	2
Land O Lakes, Hillsborough	2
Lakeland, Unknown	2
Lady Lake, Marion	2
Fort Lauderdale, Alachua	2
Doral, Unknown	2
Brooklyn, Broward	2
Cross City, Taylor	2
Carl Fisher, Dade	2
Windermere, Lake	2
Saint Marys, Nassau	2
Wacissa, Jefferson	2
Port Saint Lucie, Palm Beach	2
Orlo Vista, Orange	2
Other, Dade	1
Palmetto Bay, Palm Beach	1
Palmetto, Pasco	1
Pass-A-Grille Beach, Pinellas	1
Pembroke Lakes, Broward	1

COVID-19: characteristics of 1,637,296 Florida resident cases

Data through Jan 25, 2021 verified as of Jan 26, 2021 at 09:25 AM

Data in this report are provisional and subject to change.

The table below includes the cities and counties of residence for cases in Florida residents based on the patient's ZIP Code. Note that city is not always received as part of the initial notification and may be missing while the case is being investigated.

City and county	Cases
Prattville, Hillsborough	1
Prestonsburg, Bay	1
Quincy, Jackson	1
Rapid City, Broward	1
Red Bay, Holmes	1
Piasa, Putnam	1
Russellville, Bay	1
Saint Cloud, Palm Beach	1
Waipahu, Santa Rosa	1
Ward, Polk	1
Wellborn, Columbia	1
Sunbright, Palm Beach	1
Venetian Islands, Dade	1
Syracuse, Polk	1
Tallahassee, Dade	1
Tamarac, Dade	1
Tampa, Unknown	1
Tavares, Orange	1
Topsham, Manatee	1
Town Of Nocatee, St. Johns	1
Unkn, Duval	1
Saint Joseph, Volusia	1
San Antonio, Orange	1
Seminole, Leon	1
Suitland, Volusia	1
Shirley, Flagler	1
Winter Garden, Duval	1
Woodbine, Nassau	1
Yulee, St. Johns	1
West Apm Beach, Palm Beach	1
West Yarmouth, St. Lucie	1
Carmel, Orange	1
Cedar Springs, Hernando	1
Chicago, Unknown	1
Coconut Ck, Unknown	1
Dallas, Hernando	1
Deltona, Seminole	1
Dearborn, Broward	1
Deer Park, Dade	1
Deerfield Beach, Unknown	1
Deland, Seminole	1
Brooklyn, Dade	1
Brooklyn, Lee	1
Caracas, Dade	1
Boston, Broward	1
Apopka, Clay	1
Asheville, Highlands	1
Astoria, Broward	1
Bartow, Hardee	1
Bay Harbor Islands, Unknown	1
Bel Air, Collier	1
Alachua, Duval	1
Alpharetta, Broward	1
Downingtown, Hillsborough	1
Dpo, Santa Rosa	1
Fisher Island, Unknown	1
Fort Lauderdale, Leon	1
Fort Pierce, Palm Beach	1
Fort White, Clay	1

COVID-19: characteristics of 1,637,296 Florida resident cases

Data through Jan 25, 2021 verified as of Jan 26, 2021 at 09:25 AM

Data in this report are provisional and subject to change.

The table below includes the cities and counties of residence for cases in Florida residents based on the patient's ZIP Code. Note that city is not always received as part of the initial notification and may be missing while the case is being investigated.

City and county	Cases
Garden City, Alachua	1
Gaylord, Orange	1
Gotcha, Orange	1
Greensburg, Palm Beach	1
Helen, Bay	1
Hallandale, Unknown	1
Hoclywsod, Dade	1
Hernando, Marion	1
Hialeah, Collier	1
Homeless, Hillsborough	1
Homeless, Monroe	1
Homeless, Pinellas	1
Lake Butler, Alachua	1
Knoxville, Bay	1
Kingsland, Nassau	1
Keys West, Unknown	1
Lakewood Ranch, Unknown	1
Ldhl, Broward	1
Las Vegas, Palm Beach	1
Key West, Duval	1
Indian Rocks Beach, Duval	1
Inglewood, Sarasota	1
Inwood, Broward	1
Irvine, Marion	1
Istachatta, Hernando	1
Jefferson, Dade	1
Jonesboro, Leon	1
Jupiter, Dade	1
Jupiter, St. Lucie	1
Kenilworth, Leon	1
Milford, Lee	1
Micanopy, Marion	1
Mckinney, Broward	1
Miamc, Dade	1
Longwood, Volusia	1
Little Neck, Lee	1
Missing, Okeechobee	1
Monroe Township, Palm Beach	1
Moore Haven, Okeechobee	1
Morrisville, Unknown	1
New Middletown, Hillsborough	1
Newberry, Marion	1
North Palm Beach, Orange	1
Northport, Sarasota	1
Oakland, Lee	1
Alva, Escambia	1
Arcadia, Highlands	1
Baker, Santa Rosa	1
Armstrong, St. Johns	1
Atl, Brevard	1
Belleville, Palm Beach	1
Belmont, Santa Rosa	1
Blountstown, Broward	1
Brandon, Pinellas	1
Bonita, Lee	1
Bocaraten, Palm Beach	1
Bronson, Alachua	1
Brooker, Alachua	1
Cincinnati, Dade	1

COVID-19: characteristics of 1,637,296 Florida resident cases

Data through Jan 25, 2021 verified as of Jan 26, 2021 at 09:25 AM

Data in this report are provisional and subject to change.

The table below includes the cities and counties of residence for cases in Florida residents based on the patient's ZIP Code. Note that city is not always received as part of the initial notification and may be missing while the case is being investigated.

City and county	Cases
Champions Gate, Osceola	1
Dfafs, Okaloosa	1
Davie, Unknown	1
Dayton, Orange	1
Gainesville, Okaloosa	1
Floral, Okaloosa	1
Edgewood, Broward	1
Elkton, Putnam	1
Paducah, Manatee	1
Orlando, Jackson	1
North Laud, Unknown	1
Ocoee, Unknown	1
Oldsra, Manatee	1
Murrieta, Seminole	1
Missing, Osceola	1
Monroe, Hillsborough	1
Middletown, Osceola	1
Mayaguez, Dade	1
Interlachen, Duval	1
Hoosick Falls, Broward	1
Gibson, Unknown	1
Greenbrier, Bay	1
Hialeahgardens, Dade	1
Hiram, Leon	1
Longwood, Broward	1
Lucedale, St. Lucie	1
Macclenny, Duval	1
Mantua, Broward	1
Kure Beach, Monroe	1
Lakeland, Palm Beach	1
Westlake Village, Unknown	1
Watersound, Bay	1
Whites Creek, Leon	1
Windermere, Volusia	1
Wtixrat, Dade	1
Ventura, Orange	1
Unk, Duval	1
Unknown Out Of Area, St. Lucie	1
Sunrise, Dade	1
Tallahassee, Gadsden	1
Tallahassee, Madison	1
University Of Central Florida, Lee	1
Trenton, Dixie	1
Unknown, Unknown	1
Toms River, Lee	1
Tourist, Dade	1
Pensacola, Sumter	1
Perth Amboy, Hillsborough	1
Port Orange, Brevard	1
Powell, Lee	1
Saint Augustine, Flagler	1
Puerto Rico, Unknown	1
Randolph, Orange	1
Seffner, Hillsborough	1
Seminole, Lee	1
Saint Petersburg, Charlotte	1
Stuart, Palm Beach	1
El Dorado, Palm Beach	1
Dalecity, Okaloosa	1

COVID-19: characteristics of 1,637,296 Florida resident cases

Data through Jan 25, 2021 verified as of Jan 26, 2021 at 09:25 AM

Data in this report are provisional and subject to change.

The table below includes the cities and counties of residence for cases in Florida residents based on the patient's ZIP Code. Note that city is not always received as part of the initial notification and may be missing while the case is being investigated.

City and county	Cases
Deerfield Beach, Polk	1
Crestview, Broward	1
Crystal River, Marion	1
Gainesville, Levy	1
Glen Cove, Unknown	1
Glen Saint Mary, Duval	1
Fellsmere, Brevard	1
Fleming Island, Duval	1
Florida City, Unknown	1
Cantonment, Santa Rosa	1
Clearwater, Leon	1
Bradenton, Lee	1
Canton, Duval	1
Callahan, Duval	1
Bogota, Unknown	1
Atlanta, Walton	1
Attalla, Broward	1
Auburn, Palm Beach	1
Autaugaville, Broward	1
Apopka, Volusia	1
Alachua, Suwannee	1
Alafaya, Broward	1
Alafaya, Pinellas	1
Jacksonville, Baker	1
Jacksonville, Marion	1
Irmo, Unknown	1
Key West, Palm Beach	1
Kilgore, Dade	1
Jupiter Inlet, Palm Beach	1
Jzx, Unknown	1
Land O Lakes, Unknown	1
Landolakes, Unknown	1
Lawton, Okaloosa	1
Lima, Manatee	1
Lima, Volusia	1
Macclenny, Dixie	1
Madison, Jefferson	1
Maitland, Collier	1
Greensboro, Leon	1
Miami Dade, Unknown	1
Monument, Broward	1
Mokena, Lee	1
Morrisville, Palm Beach	1
North Brunswick, St. Lucie	1
North Lauderdale, Unknown	1
Metter, Manatee	1
Lake Forest, Collier	1
Miamiardens, Unknown	1
Miamksaohes, Dade	1
West Miami, Unknown	1
Whippany, Volusia	1
Vernon, Walton	1
Venezuela, Unknown	1
Windermere, Alachua	1
Winfield, Hillsborough	1
Winter Garden, Unknown	1
Winter Park, Brevard	1
Xifamk, Dade	1
Ocala, Duval	1

COVID-19: characteristics of 1,637,296 Florida resident cases

Data through Jan 25, 2021 verified as of Jan 26, 2021 at 09:25 AM

Data in this report are provisional and subject to change.

The table below includes the cities and counties of residence for cases in Florida residents based on the patient's ZIP Code. Note that city is not always received as part of the initial notification and may be missing while the case is being investigated.

City and county	Cases
Orem, Dade	1
Orlando, Citrus	1
Orlando, Collier	1
Orlando, Gadsden	1
Orlando, Hernando	1
Okeechobi, Unknown	1
North Porte, Unknown	1
Notrealville, Polk	1
Orlando, Walton	1
Oviedo, Lake	1
Orlando, St. Johns	1
Panomo City, Bay	1
Plantation, Leon	1
Pensacola, Dade	1
Pooler, Broward	1
Twentynine Palms, Broward	1
Surprise, Unknown	1
Syracuse, Unknown	1
Sarasota, Unknown	1
St Cloud, Orange	1
San Marcos, Unknown	1
Rye, Palm Beach	1
Saint Petersburg, Bay	1
Ridgewood, Lee	1
Roayl Palm Beach, Palm Beach	1
Roseville, Broward	1
Port St. Lucie, Unknown	1
Putnam, Putnam	1
Marathon Shores, Monroe	1
Marco Island, Lee	1
Marianna, Leon	1
Marianna, Washington	1
Mary Esther, Hillsborough	1
Lake Worth, Unknown	1
Lecanto, Palm Beach	1
Littleton, St. Johns	1
Lake Como, Nassau	1
Lake In The Hills, Broward	1
Jupiter, Pinellas	1
Kansas City, Palm Beach	1
Indianapolis, Lee	1
Newaygo, Charlotte	1
Missing, Flagler	1
North Port, Charlotte	1
Na, Dade	1
Naples, Leon	1
Naples, Unknown	1
Milford, Bay	1
Los Angeles, Orange	1
Maitland, Palm Beach	1
Mattoon, Lee	1
Addison, Pasco	1
Apopka, Citrus	1
Apopka, Hillsborough	1
Arabi, Orange	1
Austin, Dade	1
Big Torch Key, Monroe	1
Black, Holmes	1
Boca Raton, Lee	1

COVID-19: characteristics of 1,637,296 Florida resident cases

Data through Jan 25, 2021 verified as of Jan 26, 2021 at 09:25 AM

Data in this report are provisional and subject to change.

The table below includes the cities and counties of residence for cases in Florida residents based on the patient's ZIP Code. Note that city is not always received as part of the initial notification and may be missing while the case is being investigated.

City and county	Cases
Bonifay, Unknown	1
Bonnie, Dade	1
Bonnie, St. Johns	1
Apo, Collier	1
Brownsville, Escambia	1
Bryant, Palm Beach	1
Boys Ranch, Suwannee	1
Coal City, Pasco	1
Commerce Township, Manatee	1
Crawfordville, Alachua	1
Celebration, Orange	1
Chicago, Broward	1
Gwynn Oak, Polk	1
Fort Worth, Broward	1
Franklin, Orange	1
Gainesville, Santa Rosa	1
Delray Beach, Broward	1
Crescent City, Marion	1
Crestview, Unknown	1
Fort Pierce, Brevard	1
Winnetka, Dade	1
Winter Garden, Osceola	1
Winter Park, Duval	1
Winter Park, Palm Beach	1
Weston, Unknown	1
Wildwood, Lee	1
West Palm Beach, Unknown	1
Winter Springs, Polk	1
Youngstown, Washington	1
Port Saint Lucie, Marion	1
Port St Luice, Unknown	1
Roswell, Bay	1
Ruskin, Dade	1
Ruskin, Manatee	1
Saint Petersburg, Duval	1
Saint Petersburg, Manatee	1
Pompano Beach, Dade	1
Pompano Beach, Osceola	1
Port Charlotte, Lee	1
Plymouth, Pasco	1
Pembroke Pines, Unknown	1
Pensacola Naval Hospital, Escambia	1
Oviedo, Orange	1
Pace, Escambia	1
Painted Post, Pasco	1
Palatka, Marion	1
Unknown, Duval	1
Upland, Manatee	1
West Hollywood, Broward	1
Waverly, Duval	1
Wabasha, Clay	1
Tikell Dr, Okaloosa	1
Tavares, Unknown	1
Temple, Palm Beach	1
St Peterburg, Orange	1
Stiamk, Dade	1
Scottsdale, Brevard	1
Surfside Beach, Orange	1
Sun City Center, Lee	1

COVID-19: characteristics of 1,637,296 Florida resident cases

Data through Jan 25, 2021 verified as of Jan 26, 2021 at 09:25 AM

Data in this report are provisional and subject to change.

The table below includes the cities and counties of residence for cases in Florida residents based on the patient's ZIP Code. Note that city is not always received as part of the initial notification and may be missing while the case is being investigated.

City and county	Cases
Foley, Escambia	1
Deland, St. Lucie	1
Deltona, Orange	1
Fort Myers-, Lee	1
Fort Pierce, Unknown	1
Harrison, Pinellas	1
Granada Hills, Broward	1
Hailandale, Unknown	1
Homeless, Polk	1
Homosassa, Hernando	1
Conway, Leon	1
Clermont, Volusia	1
Clewiston, Glades	1
Cypress, Leon	1
Davenport, Orange	1
Cartersville, Unknown	1
Altoona, Marion	1
Anaheim, Unknown	1
Athens, Duval	1
Bogota, Orange	1
Bradington, Manatee	1
Bronx, Palm Beach	1
New Orleans, Palm Beach	1
Newark, Broward	1
Newburgh, Bay	1
Navarre, Dade	1
Middlesburg, Duval	1
Miami Lakes, Unknown	1
Miami, Hillsborough	1
Macdill Air Force Base, Hillsborough	1
Marshall, Dade	1
Louisville, Manatee	1
Los Angeles Ca, Unknown	1
Lewisburg, Pasco	1
Littleton, Dade	1
Lake City, Hamilton	1
La Grange, Dade	1
Jerusalem, St. Johns	1
North Pole, Seminole	1
North Port, Lee	1
Ocoee, Osceola	1
Okeechobee, Broward	1
Oooooo, Unknown	1
Orem, Broward	1
Orlando, Columbia	1
Orlando, Indian River	1
Orlando, Sarasota	1
Oviedo, Brevard	1
Pacifica, Dade	1
Parker, Dade	1
Palm Coast, Polk	1
Port Everglades, Broward	1
Plantation, Orange	1
Peoria, Unknown	1
Pasadena, Dade	1
Spring Hill , Hernando	1
Starke, Clay	1
Stone Mountain, Palm Beach	1
Sun City Center, Hardee	1

COVID-19: characteristics of 1,637,296 Florida resident cases

Data through Jan 25, 2021 verified as of Jan 26, 2021 at 09:25 AM

Data in this report are provisional and subject to change.

The table below includes the cities and counties of residence for cases in Florida residents based on the patient's ZIP Code. Note that city is not always received as part of the initial notification and may be missing while the case is being investigated.

City and county	Cases
Tiffin, Highlands	1
Tallahassee, Duval	1
Tampa, Palm Beach	1
Tavares, Marion	1
Saint Petersburg, St. Lucie	1
Saxis, Lee	1
Sebring, Lee	1
Saint Johns, Unknown	1
Rye, Duval	1
Rex, Duval	1
Zolfo Springs, Polk	1
Tulsa, Orange	1
Washington, Unknown	1
Wekiva Springs, Seminole	1
West Villages, Sarasota	1
Westbrook, Dade	1
Wichita, Volusia	1
Winter Garden, Broward	1
Vernon, Unknown	1
Winder Garden, Orange	1
Windermere, Leon	1
Windermere, Osceola	1
Winter Park, St. Johns	1
Winter Garden, Pinellas	1
Winter Park, Broward	1
Winter Park, Indian River	1
Winter Park, Lee	1
Fanning Springs, Levy	1
Estero, Collier	1
Deland, Polk	1
Cumberland, Palm Beach	1
Dade City, Hillsborough	1
Dallas, Lee	1
De Leon Springs, Putnam	1
Clear Brook, Lee	1
Crestview, Holmes	1
Columbus, Brevard	1
Cookeville, Seminole	1
Buffalo, Palm Beach	1
Calabasas, Palm Beach	1
Bryant, Alachua	1
Carol Stream, Orange	1
Charlotte, Pasco	1
Apopka, Flagler	1
99, Unknown	1
Alanson, Bay	1
Aollywoss, Dade	1
Boca Raton, Unknown	1
Bohealia, Lee	1
Blowing Rock, Polk	1
Melrose, Alachua	1
Miamf, Dade	1
Miami G, Dade	1
Miami Shores, Broward	1
Miami, Collier	1
New Richmond, Volusia	1
North Canton, Palm Beach	1
Marianna, Calhoun	1
Marshall, Palm Beach	1

COVID-19: characteristics of 1,637,296 Florida resident cases

Data through Jan 25, 2021 verified as of Jan 26, 2021 at 09:25 AM

Data in this report are provisional and subject to change.

The table below includes the cities and counties of residence for cases in Florida residents based on the patient's ZIP Code. Note that city is not always received as part of the initial notification and may be missing while the case is being investigated.

City and county	Cases
Lemoyme, Manatee	1
Lawrence Township, Palm Beach	1
Magnolia Square, Osceola	1
Maitland, Alachua	1
Gilmer, Dade	1
Haverford, Hillsborough	1
Herrin, Orange	1
Jamaica, Broward	1
Jersey City, Polk	1
Kingsland, Duval	1
Kissimmee, Brevard	1
Lake Placid, Alachua	1
Lander, Citrus	1
Las Vegas, Orange	1
Winter Park, Osceola	1
Wood River, Polk	1
Worcester, Palm Beach	1
Opalocka, Dade	1
Oakland, Leon	1
Okeechobee, St. Lucie	1
Orlando, Union	1
Ovido, Seminole	1
Oxford, Palm Beach	1
Palm Coast, Duval	1
Perry, Leon	1
Palm Springs North, Dade	1
Shannon, Collier	1
Soldotna, Broward	1
Saint Cloud, Lee	1
Saint Johns, Orange	1
San Antonio, Sarasota	1
San Antonio, Unknown	1
Sanford, Volusia	1
Provincetown, Collier	1
Rio Dell, Volusia	1
South Burlington, Orange	1
Steinhatchee, Madison	1
Tangerine, Seminole	1
Tewksbury, Orange	1
Virginia Beach, Hernando	1
Waco, Broward	1
University Of Central Florida, Monroe	1
Toms River, Dade	1
Wesley Chapel, Alachua	1
Winter Park, Alachua	1
Weston, Dade	1
Wheaton, Lee	1
Village Of Palm Springs, Palm Beach	1
Webster, Pasco	1
Westerville, Hillsborough	1
Winston Salem, Unknown	1
Winter Garden, Hillsborough	1
Wilbur By The Sea, Volusia	1
Willowbrook, Lee	1
Woodland Hills, Brevard	1
Yulee, Duval	1
University Of Central Florida, Hillsborough	1
University Of Central Fi, Pasco	1
Union City, Bradford	1

COVID-19: characteristics of 1,637,296 Florida resident cases

Data through Jan 25, 2021 verified as of Jan 26, 2021 at 09:25 AM

Data in this report are provisional and subject to change.

The table below includes the cities and counties of residence for cases in Florida residents based on the patient's ZIP Code. Note that city is not always received as part of the initial notification and may be missing while the case is being investigated.

City and county	Cases
Tampa, Manatee	1
Tangerine, Lake	1
Sanford, Palm Beach	1
Pompano Beach, Alachua	1
Republic, Monroe	1
Ridgewood, Broward	1
Riverview, Manatee	1
Roseland, Palm Beach	1
Steinhatchee, Alachua	1
Saint Teresa, Wakulla	1
San Diego, Unknown	1
Russellville, Hillsborough	1
Saint Augustine, Okaloosa	1
Oviedo, Leon	1
Palm City, Unknown	1
Porter Ranch, Dade	1
Raiford, Bradford	1
Ponte Vedra Beach, Orange	1
Port Orange , Volusia	1
Port Saint Lucie, Broward	1
Port Saint Lucie, Indian River	1
N/A, Duval	1
Naples, Alachua	1
Old Town, Gilchrist	1
Ocala, Unknown	1
Opa Locka, Polk	1
Orem, Sarasota	1
Orem, Unknown	1
Bryn Mawr, Palm Beach	1
Camden Wyoming, Duval	1
Bear Grass, Palm Beach	1
Chipley, Holmes	1
Chattanooga, Dade	1
Altamonte, Orange	1
Alva, Collier	1
333, Unknown	1
Allentown, Putnam	1
Amelia Village, Nassau	1
Apple Creek, Citrus	1
Barefoot Beach, Lee	1
Azalea Park, Osceola	1
Aventura, Osceola	1
Fort Denaud, Glades	1
Fortlauderdale, Unknown	1
Ft Pierce, Unknown	1
Garland, Orange	1
El Paso, Unknown	1
Everett, Dade	1
Fl State Lot, Leon	1
Colorado Springs, Unknown	1
Conifer, Lee	1
Eatonville, Seminole	1
Destin, Unknown	1
Diamond, Highlands	1
Mary Esther, Escambia	1
Middleburg, Duval	1
Midland, Osceola	1
Miami Garden, Unknown	1
Miami, Charlotte	1

COVID-19: characteristics of 1,637,296 Florida resident cases

Data through Jan 25, 2021 verified as of Jan 26, 2021 at 09:25 AM

Data in this report are provisional and subject to change.

The table below includes the cities and counties of residence for cases in Florida residents based on the patient's ZIP Code. Note that city is not always received as part of the initial notification and may be missing while the case is being investigated.

City and county	Cases
Miami, Monroe	1
Miamii, Dade	1
Miamt, Dade	1
Lehigh Cares, Lee	1
Live Oak, Columbia	1
Loganville, Orange	1
Longwood, Orange	1
Lauderdale Hill, Unknown	1
Jeffersonville, Broward	1
Lake Mary, Lake	1
Knoxville, Escambia	1
Hickory, Lee	1
Homeless, Dade	1
Homer, Escambia	1
Hallandate Ben, Unknown	1
Felda, Palm Beach	1
Flagler Beach, Volusia	1
Flora, Lee	1
Export, Palm Beach	1
Fdsf, Unknown	1
Hialeah, Orange	1
Hilliard, Dade	1
Hollywood, Leon	1
Holt, Unknown	1
Homestead, Monroe	1
Humble, Broward	1
Green, Clay	1
Greensburg, Orange	1
Greenville, Monroe	1
Gulf Shores, Escambia	1
Fresno, Pasco	1
Fruitland Park, Sumter	1
Fwb, Unknown	1
Gainesville, Marion	1
Gastonia, Polk	1
Geneva, Orange	1
Clermont, Unknown	1
Duke Field Air Force Station, Okaloosa	1
Columbia, Orange	1
Coral Gables, Unknown	1
Coral Springs, Unknown	1
Cornelius, Leon	1
Crestview, Dade	1
Dade City, Polk	1
Dania, Unknown	1
Darien, Pasco	1
Aspen, Palm Beach	1
Atlanta, Broward	1
Aurburndale, Polk	1
Aventura, Unknown	1
Azalea Park, Sarasota	1
Bartow, Unknown	1
Boca Rotan, Unknown	1
Bryn Mawr, Collier	1
Apalachicola, Leon	1
Naugatuck, Lee	1
New Vernon, Sarasota	1
New York, Broward	1
Myakka, Duval	1

COVID-19: characteristics of 1,637,296 Florida resident cases

Data through Jan 25, 2021 verified as of Jan 26, 2021 at 09:25 AM

Data in this report are provisional and subject to change.

The table below includes the cities and counties of residence for cases in Florida residents based on the patient's ZIP Code. Note that city is not always received as part of the initial notification and may be missing while the case is being investigated.

City and county	Cases
Missing, Columbia	1
Orlando, Highlands	1
Opa Locka, Unknown	1
Orem, Nassau	1
North Little Rock, Palm Beach	1
Ocoee, Broward	1
Olando, Orange	1
Ocoee, Polk	1
Lakeland, Pasco	1
Lakewood, Unknown	1
Knoxville, Duval	1
Havanna, Gadsden	1
Jan Phyl Village, Polk	1
Maitland, Unknown	1
Los Angeles, Polk	1
Middleburg, Unknown	1
Minneapolis, Broward	1
Melbourne, Orange	1
Miami Beach, Palm Beach	1
Miami Granders, Dade	1
Richmond Heights, Dade	1
Riverview, Pinellas	1
Rochester, Lee	1
Rosemary Beach, Bay	1
Saint Cloud, Orange	1
South Otselic, Dade	1
Saint Petersburg, Dade	1
San Juan, Osceola	1
San Pedro Sula, Dade	1
Sandy, Duval	1
Ponce, Orange	1
Port Charlotte Fl, Unknown	1
Plant City, Hendry	1
Plant City, Pinellas	1
Plantation, Unknown	1
Sumter Ville, Unknown	1
Stockbridge, Leon	1
Southampton, Palm Beach	1
Springhill, Unknown	1
Tinley Park, Lee	1
University Of Central Fl, Dade	1
Telluride, Lee	1
Tampa, Jackson	1
Tampa, Lee	1
Wayne, Dade	1
Wekiwa Springs, Seminole	1
West Simsbury, Collier	1
Windermere, Polk	1
Winter Park, Lake	1
Total	1,637,296

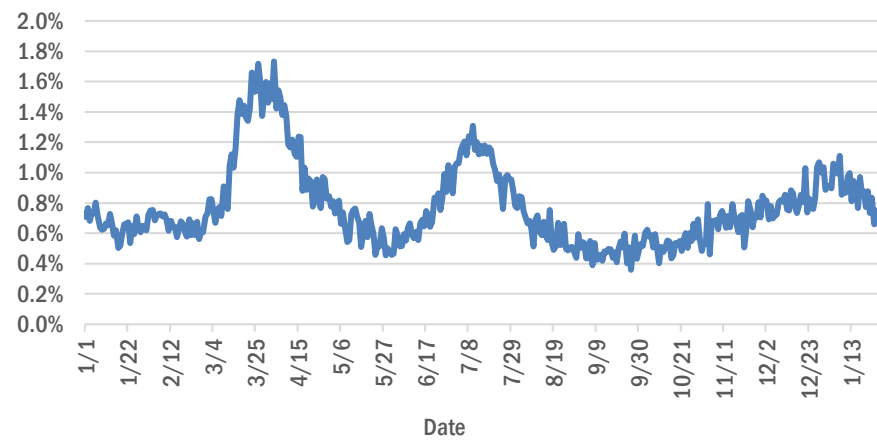
COVID-19: additional surveillance information

Data through Jan 25, 2021 verified as of Jan 26, 2021 at 09:25 AM

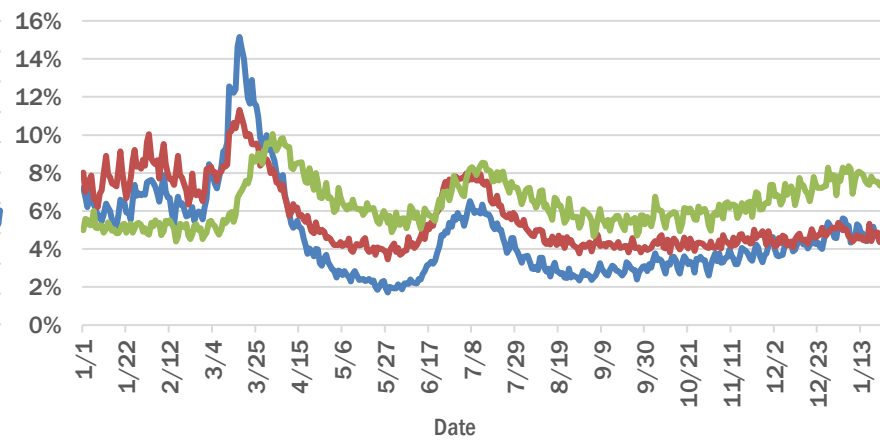
Data in this report are provisional and subject to change.

Statewide emergency department (ED) chief complaint and admission data

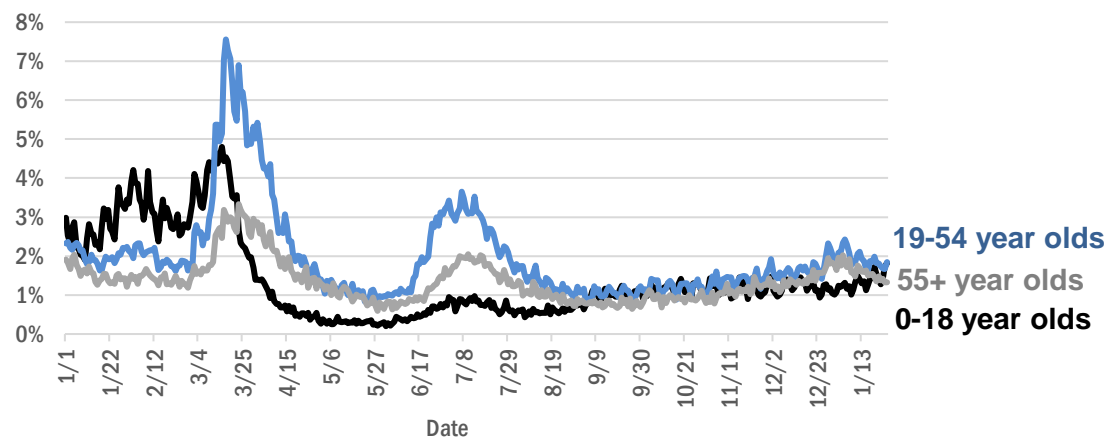
Daily percent of ED visits statewide that result in cough-associated admissions



Daily percent of ED visits that mention cough, fever, or shortness of breath



Daily percent of ED visits statewide that mention cough by age group



The Electronic Surveillance System for the Early Notification of Community-Based Epidemics (ESSENCE-FL) includes chief complaint data from 211 of 211 Florida EDs. Data are transmitted electronically to ESSENCE-FL daily or hourly.

COVID-19: testing by laboratory

Data through Jan 25, 2021 verified as of Jan 26, 2021 at 09:25 AM

Data in this report are provisional and subject to change.

The numbers in the table below represent the number of Florida and non-Florida residents for whom test results were received by the Department of Health. A person can be tested by more than one laboratory and can have both positive and negative results. **Therefore, the sum of the numbers in each column will be larger than the total number of people tested.**

Reporting lab	Inconclusive	Negative	Positive	Percent positive	Total
LABORATORY CORPORATION OF AMERICA	2,350	1,459,237	198,556	12%	1,660,143
QUEST DIAGNOSTICS	10,807	1,266,948	186,923	13%	1,464,678
CURATIVE LABS	12,055	1,238,938	183,826	13%	1,434,819
BIO REFERENCE LABORATORIES, INC	7,441	852,829	163,194	16%	1,023,464
HELIX	6,325	478,590	83,632	15%	568,547
GENETWORX	661	390,606	32,943	8%	424,210
REALTOX LABS LLC	3,915	352,633	56,354	14%	412,902
CDR MAGUIRE - HEALTH CARE CENTER		338,628	51,522	13%	390,150
RCA LABORATORY SERVICES, LLC		305,614	31,678	9%	337,292
NOMI_HEALTH	1,427	257,035	38,801	13%	297,263
EAST FLORIDA STATE COLLEGE - BREVARD		212,888	26,986	11%	239,874
IMPACT HEALTH BIOMETRIC TESTING, INC	1,007	196,339	22,662	10%	220,008
REAL DIAGNOSTICS	1,302	178,496	24,673	12%	204,471
NOMI HEALTH LAB SERVICES		172,665	19,687	10%	192,352
BPHL-JACKSONVILLE	18	145,440	26,195	15%	171,653
MAKO GENOMICS	6,871	127,847	22,972	15%	157,690
ADVENTHEALTH LAB	99	131,524	16,814	11%	148,437
ELABNETWORK	1,058	135,735	11,530	8%	148,323
MAYO CLINIC LABORATORIES	321	125,866	16,157	11%	142,344
FULGENT DIAGNOSTICS LABORATORY	2,483	119,841	13,094	10%	135,418
PWNHEALTH	716	115,300	15,514	12%	131,530
NORTHWEST LABORATORY	246	121,038	6,471	5%	127,755
BAYCARE LABORATORIES LLC	529	114,937	10,448	8%	125,914
BPHL-MIAMI	225	105,906	18,089	15%	124,220
MEMORIAL REGIONAL HOSPITAL SOUTH	25	100,234	20,602	17%	120,861
ASCENSION SACRED HEART HOSPITAL - PENSACOLA	2	102,183	16,034	14%	118,219
BIOCOLLECTIONS WORLDWIDE, INC	705	102,161	12,893	11%	115,759
ADVENT HEALTH LAB	112	101,260	13,957	12%	115,329
MEDICAL DIAGNOSTIC LABORATORIES	973	98,487	14,205	12%	113,665
ORLANDO HEALTH SYSTEM	652	99,111	10,417	9%	110,180
KORVALABS, INC	1,285	91,318	4,688	5%	97,291
UF HEALTH MEDICAL LAB	33	88,213	7,915	8%	96,161
REAL DIAGNOSTICS	645	80,610	11,981	13%	93,236
BPHL-TAMPA (SPECTRUM BLVD)	45	77,877	14,657	16%	92,579
AKESOGEN		76,138	14,409	16%	90,547
TESTING MATTERS INC	325	76,902	12,325	14%	89,552
TAMPA GENERAL HOSPITAL	4	81,169	7,780	9%	88,953
SUNPATH MEDICAL DIAGNOSTICS LABORATORY	765	74,692	11,536	13%	86,993
DIATHERIX LABORATORIES (VRL EUROFINIS)		75,010	11,435	13%	86,445
CB SMITH PARK		71,370	9,758	12%	81,128
BAPTIST HEALTH SOUTH FLORIDA	305	65,236	10,497	14%	76,038
ASCENSION ST VINCENT'S - RIVERSIDE	1	60,858	8,991	13%	69,850
JACKSON MEMORIAL HOSPITAL CLINICAL LAB	79	54,106	10,158	16%	64,343
LAKELAND REGIONAL MEDICAL CENTER	129	55,332	7,377	12%	62,838
SOUTH MIAMI HOSPITAL LAB	314	53,107	7,845	13%	61,266
UF HEALTH SHANDS HOSPITAL	395	53,546	3,989	7%	57,930
AEGIS SCIENCES CORPORATION	455	47,778	8,915	16%	57,148

COVID-19: testing by laboratory

Data through Jan 25, 2021 verified as of Jan 26, 2021 at 09:25 AM

Data in this report are provisional and subject to change.

The numbers in the table below represent the number of Florida and non-Florida residents for whom test results were received by the Department of Health. A person can be tested by more than one laboratory and can have both positive and negative results. **Therefore, the sum of the numbers in each column will be larger than the total number of people tested.**

Reporting lab	Inconclusive	Negative	Positive	Percent positive	Total
AIT LABORATORIES		47,758	5,858	11%	53,616
ARUP LABORATORIES	16	50,024	2,916	6%	52,956
AMERICAN HEALTH ASSOCIATES	9	46,979	3,575	7%	50,563
INGENIOUS PERSONALIZED MEDICINE	160	40,221	8,385	17%	48,766
APPLIED INGENUITY DIAGNOSTICS LLC		44,908	2,023	4%	46,931
VIRACOR EUROFINIS		35,303	9,785	22%	45,088
BAPTIST HEALTH - JACKSONVILLE	4	41,067	3,384	8%	44,455
TALLAHASSEE MEMORIAL HOSPITAL	220	39,182	4,950	11%	44,352
GENESIS REFERENCE LABORATORIES		36,345	4,279	11%	40,624
SARASOTA MEMORIAL HOSPITAL MAIN LAB	12	34,764	3,200	8%	37,976
ORANGE COUNTY CONVENTION CENTER		33,330	3,677	10%	37,007
BROWARD GENERAL MEDICAL CENTER-CLINICAL LAB	2	33,347	3,561	10%	36,910
MILLENNIUM PHYSICIAN GROUP	17	30,643	5,865	16%	36,525
LEE HEALTH - CAPE CORAL HOSPITAL	3	30,563	5,137	14%	35,703
MIAMI DADE COUNTY		32,093	3,528	10%	35,621
FLORIDA HOSPITAL - TAMPA	37	31,891	2,833	8%	34,761
NICKLAUS CHILDREN'S HOSPITAL	62	30,210	4,471	13%	34,743
UNIVERSITY OF MIAMI HOSPITAL	32	31,007	3,294	10%	34,333
WALGREENS	33	28,635	5,287	16%	33,955
UF HEALTH JACKSONVILLE	47	29,389	3,471	11%	32,907
ECCO LAB GROUP CO	478	27,054	4,398	14%	31,930
ADVENTIST HEALTH SYSTEMS SUNBELT INC DBA		28,568	3,137	10%	31,705
DWIC OF TAMPA BAY INC		27,266	3,051	10%	30,317
NORTH FLORIDA REGIONAL MEDICAL CENTER		24,329	3,042	11%	27,371
ST JOSEPHS HOSPITAL LABORATORY	23	23,689	3,171	12%	26,883
JUPITER MEDICAL CENTER LAB	73	24,281	2,328	9%	26,682
MOUNT SINAI MEDICAL CENTER	9	24,029	2,631	10%	26,669
BRANDON REGIONAL HOSPITAL		23,233	3,165	12%	26,398
PALMETTO GENERAL HOSPITAL LAB	3	20,082	4,215	17%	24,300
JFK MEDICAL CENTER LAB	1	21,284	2,791	12%	24,076
ACCESS DX LABORATORY	210	20,732	2,029	9%	22,971
STS LAB 2 LLC	6	21,642	1,121	5%	22,769
INTEGRATED REGIONAL LABORATORIES LLP	1	19,007	3,172	14%	22,180
WATSON CLINIC LLP		17,841	4,171	19%	22,012
STATLAB_MOBILE	1	19,942	2,018	9%	21,961
MEDFAST URGENT CARE CENTERS, LLC	10	18,108	2,871	14%	20,989
AVENTUS BIO LABS	16	18,205	2,689	13%	20,910
NAPLES COMMUNITY HOSPITAL	67	18,861	1,946	9%	20,874
HEALTHLINK DIAGNOSTIC LABORATORIES	277	18,393	2,150	10%	20,820
HOLY CROSS HOSPITAL CLINICAL LAB	1	19,049	1,709	8%	20,759
PANCARE OF FLORIDA INC		18,408	2,185	11%	20,593
ADVENT HEALTH - DAYTONA BEACH	32	18,890	1,586	8%	20,508
MORTON PLANT HOSPITAL-ADLER INSTITUTE	26	18,233	2,140	10%	20,399
LAB DIAGNOSTICS LLC	383	14,656	5,262	26%	20,301

COVID-19: testing by laboratory

Data through Jan 25, 2021 verified as of Jan 26, 2021 at 09:25 AM

Data in this report are provisional and subject to change.

The numbers in the table below represent the number of Florida and non-Florida residents for whom test results were received by the Department of Health. A person can be tested by more than one laboratory and can have both positive and negative results. **Therefore, the sum of the numbers in each column will be larger than the total number of people tested.**

Reporting lab	Inconclusive	Negative	Positive	Percent positive	Total
EXACT SCIENCES LABORATORIES		17,798	2,252	11%	20,050
MINUTECLINIC LLC		16,596	3,206	16%	19,802
INFINITY BIOLOGIX LLC	54	18,735	817	4%	19,606
PATIENTS FIRST LAKE ELLA MEDICAL CENTER PA		16,395	3,049	16%	19,444
NIGHT LITE PEDIATRIC CENTER LLC		17,202	2,141	11%	19,343
DRS CLACK SPENCER WHITE & MCCORMACK PA D/B/A		17,370	1,845	10%	19,215
GENESIS MEDICAL LABORATORY	219	15,451	3,060	16%	18,730
SAINT MARY'S MEDICAL CENTER	22	16,715	1,970	11%	18,707
AHALABS		16,793	1,256	7%	18,049
MALABAR MEDICAL WALK IN CLINIC		14,779	2,833	16%	17,612
HEALTH CENTER AT SINAI RESIDENCES		16,932	506	3%	17,438
BIOCERNA LABS	461	14,582	2,112	12%	17,155
UNITED CLINICAL LABORATORY LLC	2	14,439	2,020	12%	16,461
WELLINGTON REGIONAL MED CTR LAB	6	14,468	1,793	11%	16,267
LEESBURG REGIONAL MEDICAL CENTER		14,021	1,913	12%	15,934
BAYFRONT HEALTH - ST PETERSBURG	17	13,653	2,178	14%	15,848
OSCEOLA REGIONAL MEDICAL CENTER	1	13,742	2,043	13%	15,786
CLEVELAND CLINIC HOSPITAL LAB	4	13,664	1,929	12%	15,597
HOMESTEAD HOSPITAL CLINICAL LABORATORY	26	12,492	2,682	18%	15,200
MEMORIAL HOSPITAL JACKSONVILLE	8	12,608	2,497	17%	15,113
INDIAN RIVER MEDICAL CENTER LAB		13,669	851	6%	14,520
CLEVELAND CLINIC TRADITION HOSPITAL		13,352	1,019	7%	14,371
ORANGE PARK MEDICAL CENTER	9	11,654	2,406	17%	14,069
NORTHWEST MEDICAL CENTER	1	12,281	1,732	12%	14,014
VISTA CLINICAL DIAGNOSTICS	435	11,711	1,409	10%	13,555
PRIVA PATH LABS	64	12,663	817	6%	13,544
BETHESDA HOSPITAL EAST		12,310	1,212	9%	13,522
DELRAY MEDICAL CENTER LAB	3	12,119	1,376	10%	13,498
OAK HILL HOSPITAL		11,933	1,513	11%	13,446
WEST KENDALL BAPTIST HOSPITAL	10	10,838	2,596	19%	13,444
INDIAN RIVER PATHOLOGY LLC		12,268	1,126	8%	13,394
MEMORIAL REGIONAL HOSPITAL CLINICAL LABORATORY	10	12,465	861	6%	13,336
LEE HEALTH - LEE MEMORIAL HOSPITAL		9,803	3,381	26%	13,184
ACCESS MEDICAL LABORATORIES	4	6,634	6,490	49%	13,128
LAWNWOOD REGIONAL MEDICAL CENTER	1	11,282	1,802	14%	13,085
BAPTIST HEALTHCARE - BAPTIST HOSPITAL	5	10,082	2,762	21%	12,849
CLARITY LAB SOLUTIONS	74	11,259	1,433	11%	12,766
BAPTIST HEALTH - SOUTH		11,717	1,040	8%	12,757
LARGO MEDICAL CENTER		11,085	1,416	11%	12,501
WINTER HAVEN HOSPITAL CLINICAL LABORATORY	4	10,567	1,905	15%	12,476
UHEALTH CORAL GABLES/LENNAR MED CTR	3	11,595	642	5%	12,240
LAKE CITY HM		11,147	988	8%	12,135
NONA SCIENTIFIC	5	9,118	2,987	25%	12,110
ST ANTHONY'S HOSPITAL LAB	30	10,538	1,369	11%	11,937
FLORIDA HOSPITAL WATERMAN LABORATORY	70	10,997	859	7%	11,926

COVID-19: testing by laboratory

Data through Jan 25, 2021 verified as of Jan 26, 2021 at 09:25 AM

Data in this report are provisional and subject to change.

The numbers in the table below represent the number of Florida and non-Florida residents for whom test results were received by the Department of Health. A person can be tested by more than one laboratory and can have both positive and negative results. **Therefore, the sum of the numbers in each column will be larger than the total number of people tested.**

Reporting lab	Inconclusive	Negative	Positive	Percent positive	Total
WEST FLORIDA HOSPITAL LAB		9,184	2,654	22%	11,838
CARDIOPATH	84	10,177	1,524	13%	11,785
BINAXNOW	9	9,038	2,696	23%	11,743
ST MARKS HOSPITAL LABORATORY B	78	10,627	1,002	9%	11,707
GOOD SAMARITAN MEDICAL CENTER LAB	2	10,097	1,521	13%	11,620
WESTSIDE REGIONAL MED CTR	2	9,880	1,683	15%	11,565
PWN HEALTH	17	9,451	2,058	18%	11,526
MEDICAL CENTER OF TRINITY CLINICAL LABORATORY	2	10,175	1,254	11%	11,431
PALMS WEST HOSPITAL LAB	2	9,757	1,654	14%	11,413
MERCY HOSPITAL A CAMPUS OF PLANTATION GEN HOSP LAB	1	9,415	1,832	16%	11,248
GULF COAST MEDICAL CENTER MICROLAB		8,677	2,471	22%	11,148
REGIONAL MEDICAL CENTER BAYONET POINT	2	10,089	885	8%	10,976
ST JOSEPHS HOSPITAL	18	9,484	1,397	13%	10,899
THE HEALTHCARE DISTRICT OF PALM BEACH COUNTY	40	9,474	1,340	12%	10,854
THE VILLAGES REGIONAL HOSPITAL		9,681	1,073	10%	10,754
CAPITAL REGIONAL MEDICAL CTR		8,526	2,179	20%	10,705
ADVENTHEALTH CENTRA CARE LAKE BUENA VISTA		9,459	1,105	10%	10,564
COAST DIAGNOSTICS LLC	45	9,427	1,053	10%	10,525
LARKIN COMMUNITY HOSPITAL	10	9,082	1,409	13%	10,501
CORAL GABLES HOSPITAL CLINICAL LABORATORY		8,740	1,711	16%	10,451
GENOVA DIAGNOSTICS LABORATORY	47	9,529	873	8%	10,449
LARKIN COMMUNITY HOSPITAL INC DBA CARDIOTROPIC		6,820	3,621	35%	10,441
AVENTURA HOSPITAL LAB		8,448	1,985	19%	10,433
HALIFAX MEDICAL CENTER LAB	35	8,846	1,544	15%	10,425
MEASE COUNTRYSIDE LAB	14	9,229	1,084	10%	10,327
WEST BOCA MEDICAL CENTER LAB		9,500	768	7%	10,268
FLORIDA LABORATORY ANALYSIS		8,962	1,220	12%	10,182
BLAKE MEDICAL CENTER		8,847	1,307	13%	10,154
MANATEE MEMORIAL HOSPITAL		9,222	857	9%	10,079
LEE HEALTH - HEALTH PARK MEDICAL CENTER		8,314	1,697	17%	10,011
PATHNOSTICS	40	7,654	2,206	22%	9,900
PALM BEACH GARDENS MEDICAL CTR LAB		8,934	965	10%	9,899
SRQ DRIVE THROUGH		8,944	905	9%	9,849
NEMOURS CHILDRENS HOSPITAL	1	9,274	554	6%	9,829
BAPTIST HEALTH SOUTH FLORIDA - WEST KENDALL URGENT CARE		8,182	1,582	16%	9,764
PALM BEACH BALL PARK		8,605	1,002	10%	9,607
AVECINA	17	8,858	689	7%	9,564
FLORIDA HOSPITAL HEARTLAND MED CTR CLINICAL LAB	33	8,183	1,248	13%	9,464
LAKE CITY MEDICAL CENTER		7,347	2,027	22%	9,374
ADVENT HEALTH - WESLEY CHAPEL	14	8,468	883	9%	9,365
BOSTON HEART DIAGNOSTICS CORP		8,026	1,188	13%	9,214
P4 CLINICAL, LLC	190	8,028	896	10%	9,114
DOCTORS HOSPITAL	7	7,447	1,488	17%	8,942
AVECINA MEDICAL	4	6,171	2,698	30%	8,873
VIKOR SCIENTIFIC	29	7,244	1,576	18%	8,849
LABSTAT LLC	3	8,409	411	5%	8,823
PLANTATION GENERAL HOSPITAL		7,390	1,352	15%	8,742

COVID-19: testing by laboratory

Data through Jan 25, 2021 verified as of Jan 26, 2021 at 09:25 AM

Data in this report are provisional and subject to change.

The numbers in the table below represent the number of Florida and non-Florida residents for whom test results were received by the Department of Health. A person can be tested by more than one laboratory and can have both positive and negative results. **Therefore, the sum of the numbers in each column will be larger than the total number of people tested.**

Reporting lab	Inconclusive	Negative	Positive	Percent positive	Total
FLORIDA MEDICAL CENTER - A CAMPUS OF NORTH SHORE	2	7,557	1,023	12%	8,582
PRECISION HEALTH RESOURCES LLC		7,998	538	6%	8,536
LEON MEDICAL CENTERS LLC		6,606	1,863	22%	8,469
NORTHSIDE HOSPITAL AND HEART INSTITUTE		7,550	863	10%	8,413
CENTRAL FLORIDA REGIONAL HOSPITAL		7,505	875	10%	8,380
CORAL SPRINGS MED CTR		7,557	808	10%	8,365
AVECINA MEDICAL OAKLEAF	3	6,977	1,330	16%	8,310
INFORM DIAGNOSTICS, INC		7,742	466	6%	8,208
FLORIDA HOSPITAL DELAND	10	7,110	1,059	13%	8,179
AMERICAN FAMILY CARE		4,273	3,865	47%	8,138
FLORIDA HOSPITAL FLAGLER	29	7,382	665	8%	8,076
ALL CHILDREN'S HOSPITAL		7,459	541	7%	8,000
ADVENTHEALTH CENTRA CARE WATERFORD LAKES		6,541	1,309	17%	7,850
EXPRESS GENE MOLECULAR DIAGNOSTICS LABORATORY		6,543	1,256	16%	7,799
NORTH SHORE MEDICAL CENTER		6,455	1,316	17%	7,771
BROWARD HEALTH NORTH CLINICAL LABORATORY		6,841	869	11%	7,710
OCALA REGIONAL MEDICAL CENTER		6,672	1,007	13%	7,679
FLORIDA HOSPITAL ZEPHYRHILLS	10	6,846	788	10%	7,644
SARKIS CLINICAL TRIALS	20	6,585	976	13%	7,581
NCH NORTH NAPLES HOSPITAL LAB	15	6,733	829	11%	7,577
BAPTIST HEALTH SOUTH FLORIDA - COUNTRY WALK URGENT CARE		6,232	1,300	17%	7,532
FLORIDA HOSPITAL OF CARROLLWOOD	23	6,440	1,050	14%	7,513
WEST PALM HOSPITAL LAB		6,857	613	8%	7,470
LEE HEALTH - GULF COAST MEDICAL CENTER	2	5,894	1,517	20%	7,413
SOUTH BAY HOSPITAL CLINICAL LAB		6,600	794	11%	7,394
KD MEDICAL CHOICE LLC	5	6,684	705	10%	7,394
MEDARBOR DIAGNOSTICS	1	6,193	1,073	15%	7,267
CLEVELAND CLINIC MARTIN SOUTH HOSPITAL	1	6,433	773	11%	7,207
NCF DIAGNOSTICS & DNA TECHNOLOGIES LAB	117	6,597	397	6%	7,111
BAPTIST HEALTH - BEACHES		6,495	562	8%	7,057
ADVENTHEALTH CENTRA CARE ST CLOUD	1	6,002	1,000	14%	7,003
MEMORIAL HOSPITAL WEST LABORATORY SERVICES	14	6,290	653	9%	6,957
CernerELR_Advent		5,920	962	14%	6,882
ISPM LABS, LLC DBA CAPSTONE DIAGNOSTICS, LLC		6,497	343	5%	6,840
LUMINUS DIAGNOSTICS		6,247	549	8%	6,796
NATIONWIDE LABORATORY SERVICES INC	221	5,555	945	14%	6,721
POINCIANA MEDICAL CENTER		5,192	1,514	23%	6,706
FULGENT DIAGNOSTICS	104	6,107	471	7%	6,682
BAPTIST HEALTH SOUTH FLORIDA - MIAMI LAKES URGENT CARE		5,237	1,444	22%	6,681
BAYCARE COMMUNITY HEALTH		6,501	171	3%	6,672
VISTA CLINICAL	8	3,833	2,708	41%	6,549
MORTON PLANT-MEASE	5	5,941	601	9%	6,547
MEMORIAL HOSPITAL MICRO		6,068	466	7%	6,534
WEST MARION COMMUNITY HOSPITAL LAB		5,464	1,065	16%	6,529
ARCPPOINT LABS OF FORT MYERS	4	5,650	816	13%	6,470
ANNE BATES LEACH EYE HOSPITAL/ ABLEH MICROBIOLOGY LABORATORY		6,308	96	1%	6,404
MEDEXPRESS URGENT CARE	2	4,348	2,051	32%	6,401

COVID-19: testing by laboratory

Data through Jan 25, 2021 verified as of Jan 26, 2021 at 09:25 AM

Data in this report are provisional and subject to change.

The numbers in the table below represent the number of Florida and non-Florida residents for whom test results were received by the Department of Health. A person can be tested by more than one laboratory and can have both positive and negative results. **Therefore, the sum of the numbers in each column will be larger than the total number of people tested.**

Reporting lab	Inconclusive	Negative	Positive	Percent positive	Total
CLEVELAND CLINIC MARTIN NORTH HOSPITAL		5,580	748	12%	6,328
LAKEWOOD RANCH MEDICAL CENTER		5,819	498	8%	6,317
FLORIDA HOSPITAL FISH MEMORIAL	19	5,328	900	14%	6,247
ST LUCIE MEDICAL CENTER		4,995	1,233	20%	6,228
SANTA ROSA MEDICAL CENTER		4,998	1,159	19%	6,157
H LEE MOFFITT CANCER CENTER LABORATORY	1	5,855	176	3%	6,032
CernerELR_Baycare	33	5,519	443	7%	5,995
BAPTIST HEALTH SOUTH FLORIDA - WESTCHESTER URGENT CARE		4,874	1,102	18%	5,976
AVERO DIAGNOSTICS - IRVING	7	5,496	414	7%	5,917
MOLECULAR INFECTIOUS DISEASES	4	5,731	61	1%	5,796
BAYFRONT HEALTH - VENICE REGIONAL MEDICAL	1	5,292	499	9%	5,792
ST JOSEPHS NORTH HOSPITAL LAB	7	4,999	784	14%	5,790
UNKNOWN	3	3,152	2,607	45%	5,762
HIALEAH HOSPITAL	4	4,463	1,283	22%	5,750
BAPTIST HEALTH SOUTH FLORIDA - DORAL URGENT CARE		4,573	1,172	20%	5,745
ADVENTHEALTH CENTRA CARE WINTER GARDEN	1	5,100	619	11%	5,720
SYNERGY LABORATORIES	7	4,955	739	13%	5,701
MEDRITE MEDICAL CARE, PC	2,650	2,696	315	6%	5,661
ADVENTHEALTH CENTRA CARE WINTER PARK		5,100	544	10%	5,644
CernerELR_BaptistMiami	22	4,992	629	11%	5,643
FLORIDA HOSPITAL OCALA		4,924	715	13%	5,639
OVIEDO MEDICAL CENTER		4,996	583	10%	5,579
ADVENTHEALTH CENTRA CARE CLERMONT		4,726	836	15%	5,562
BAPTIST HEALTH - NASSAU		5,257	299	5%	5,556
GENE BY GENE, GENOMICS RESEARCH CENTER LAB	43	5,224	275	5%	5,542
IMPERIAL POINT MEDICAL CENTER		5,063	462	8%	5,525
ADVENTHEALTH CENTRA CARE UNIVERSITY	1	4,870	637	12%	5,508
ADVENTHEALTH CENTRA CARE HUNTERS CREEK	3	4,595	757	14%	5,355
TROPICANA FIELD - LOT 2	19	4,842	473	9%	5,334
HOLIDAY CVS LLC		5,096	236	4%	5,332
ADVENTHEALTH CENTRA CARE DR PHILLIPS		4,810	467	9%	5,277
MARTIN HOSPITAL SOUTH LAB		4,966	282	5%	5,248
SYNERGY DIAGNOSTIC LABORATORY	85	4,607	555	11%	5,247
SUNRISE MEDICAL LABORATORIES	2	4,882	351	7%	5,235
FORT WALTON BEACH MEDICAL CENTER		4,449	781	15%	5,230
ST PETERSBURG GENERAL HOSPITAL		4,369	831	16%	5,200
SOLARIS DIAGNOSTICS	8	4,651	522	10%	5,181
TRINITY SPRINGS		4,357	729	14%	5,086
SOUTH FLORIDA BAPTIST HOSPITAL MICRO	4	4,276	791	16%	5,071
BAPTIST HEALTH SOUTH FLORIDA - PEMBROKE PINES URGENT CARE		4,240	816	16%	5,056
ADVENTHEALTH CENTRA CARE LEE ROAD		4,531	502	10%	5,033
ADVENTHEALTH CENTRA CARE LAKELAND	1	4,255	651	13%	4,907
FLORIDA HOSPITAL NORTH PINELLAS	11	4,495	401	8%	4,907
BAYFRONT HEALTH - PORT CHARLOTTE		4,464	410	8%	4,874
ATLANTIS URGENT CARE	1	3,437	1,406	29%	4,844
HEALTHQUEST ESOTERICS		3,609	1,158	24%	4,767
BAPTIST HEALTH SOUTH FLORIDA - CORAL SPRINGS URGENT CARE		4,057	662	14%	4,719

COVID-19: testing by laboratory

Data through Jan 25, 2021 verified as of Jan 26, 2021 at 09:25 AM

Data in this report are provisional and subject to change.

The numbers in the table below represent the number of Florida and non-Florida residents for whom test results were received by the Department of Health. A person can be tested by more than one laboratory and can have both positive and negative results. **Therefore, the sum of the numbers in each column will be larger than the total number of people tested.**

Reporting lab	Inconclusive	Negative	Positive	Percent positive	Total
COMMUNITY HEALTH CENTERS OF PINELLAS INC		3,715	981	21%	4,696
ADVENTHEALTH CENTRA CARE LAKE MARY	2	4,045	610	13%	4,657
MEDEXPRESS URGENT CARE OF BOYNTON BEACH LLC		4,395	256	6%	4,651
DOCTORS URGENT CARE LLC	1	3,778	866	19%	4,645
ACUTIS DIAGNOSTICS	16	3,725	857	19%	4,598
NIGHT LITE PEDIATRICS	4	3,337	1,240	27%	4,581
MEDICAL DNA LABS LLC	2	4,178	386	8%	4,566
EGLIN AIR FORCE BASE	12	3,296	1,251	27%	4,559
ADVENTHEALTH CENTRA CARE MOUNT DORA		3,773	781	17%	4,554
CLINICAL REFERENCE LABORATORY	2	4,337	214	5%	4,553
ADVENTHEALTH CENTRA CARE SANFORD		4,039	514	11%	4,553
PUTNAM COMMUNITY MEDICAL CENTER		3,914	616	14%	4,530
ADVENTHEALTH CENTRA CARE KISSIMMEE		4,043	458	10%	4,501
MEDEXPRESS URGENT CARE HUDSON		3,904	587	13%	4,491
MOFFITT CANCER CENTER	6	4,357	93	2%	4,456
SUNCOAST PATHOLOGY ASSOCIATES		4,064	369	8%	4,433
UNIVERSITY HOSPITAL AND MEDICAL CENTER		3,379	1,034	23%	4,413
ANGEL KIDS PEDIATRICS		4,116	265	6%	4,381
ADVENTHEALTH CENTRA CARE APOPKA	1	3,787	588	13%	4,376
BAPTIST HEALTH - NORTH		3,340	967	22%	4,307
EMPIRE CITY LABORATORIES INC	43	3,665	587	14%	4,295
ADVENTIST HEALTH SYSTEMS, SUNBELT INC		3,737	508	12%	4,245
NORTHWEST FLORIDA COMMUNITY HOSPITAL	27	2,935	1,219	29%	4,181
QDX PATHOLOGY SERVICES	2	3,812	338	8%	4,152
ADVENTHEALTH CENTRA CARE ALTAMONTE		3,629	505	12%	4,134
PARAMOUNT URGENT CARE		1,946	2,166	53%	4,112
MICROGEN DX	3	3,485	622	15%	4,110
DOCTORS URGENT CARE OF LUTZ LLC	1	3,262	844	21%	4,107
PALMS OF PASADENA HOSPITAL		3,630	465	11%	4,095
BAPTIST HEALTH SOUTH FLORIDA - TAMiami TRAIL URGENT CARE		3,269	810	20%	4,079
NIGHT LITE PEDIATRICS URGENT CARE	1	3,413	636	16%	4,050
MEASE DUNEDIN HOSPITAL	5	3,649	378	9%	4,032
URGENT CARE CURE	2	3,472	557	14%	4,031
INDIAN RIVER MEDICAL CENTER		3,387	643	16%	4,030
COASTAL MED URGENT CARE		2,612	1,404	35%	4,016
PHYSICIANS REGIONAL MEDICAL CENTER - PINE RIDGE RD	1	3,263	711	18%	3,975
WESTCHESTER HOSPITAL	23	3,178	768	19%	3,969
BAPTIST HEALTH SOUTH FLORIDA - CORAL GABLES (UNIVERSITY) URGENT CARE		3,458	510	13%	3,968
ADVENTHEALTH CENTRA CARE AZALEA PARK		3,369	583	15%	3,952
THE CENTER FOR URGENT CARE	3	3,238	680	17%	3,921
DOCTORS HOSPITAL OF SARASOTA CLINICAL LABORATORY		3,403	505	13%	3,908
BAPTIST HEALTH SOUTH FLORIDA - PINECREST URGENT CARE		3,373	534	14%	3,907
RAULERSON HOSPITAL		3,211	688	18%	3,899
MEDEXPRESS URGENT CARE - ESTERO		3,495	380	10%	3,875
BAPTIST HEALTH SOUTH FLORIDA - KENDALE LAKES URGENT CARE		3,093	778	20%	3,871
AHCC WESLEY CHAPEL		3,463	396	10%	3,859
ADVENTHEALTH CENTRA CARE PORT ORANGE		3,166	665	17%	3,831

COVID-19: testing by laboratory

Data through Jan 25, 2021 verified as of Jan 26, 2021 at 09:25 AM

Data in this report are provisional and subject to change.

The numbers in the table below represent the number of Florida and non-Florida residents for whom test results were received by the Department of Health. A person can be tested by more than one laboratory and can have both positive and negative results. **Therefore, the sum of the numbers in each column will be larger than the total number of people tested.**

Reporting lab	Inconclusive	Negative	Positive	Percent positive	Total
ADVENTHEALTH CENTRA CARE OVIEDO		3,260	534	14%	3,794
BAPTIST HEALTH SOUTH FLORIDA - CORAL GABLES URGENT CARE		3,162	632	17%	3,794
NCH DOWNTOWN NAPLES HOSPITAL	11	3,315	467	12%	3,793
HEALTH FIRST ADVENTHEALTH CENTRA CARE GATEWAY	1	3,357	356	10%	3,714
TALLAHASSEE PRIMARY CARE ASSOCIATES		3,212	489	13%	3,701
GENESIS DIAGNOSTICS		3,441	235	6%	3,676
BAPTIST HEALTH SOUTH FLORIDA - PALMETTO BAY URGENT CARE		3,051	587	16%	3,638
PRO CLINIC		2,863	756	21%	3,619
ADVENTHEALTH CENTRA CARE SOUTH ORANGE		3,090	525	15%	3,615
CLARITY LAB SOLUTIONS LLC		3,608	4	0%	3,612
HEALTH FIRST ADVENTHEALTH CENTRA CARE TITUSVILLE		3,201	377	11%	3,578
NCH NORTH NAPLES HOSPITAL	4	3,057	516	14%	3,577
ADVENTHEALTH CENTRA CARE LONGWOOD		3,161	413	12%	3,574
BETHESDA HOSPITAL WEST		3,219	344	10%	3,563
MINUTECLINIC LLC #3703		2,972	579	16%	3,551
ADVENTHEALTH CENTRA CARE ORANGE LAKE		3,144	393	11%	3,537
MINUTECLINIC		3,031	503	14%	3,534
MEMORIAL HOSPITAL- MIRAMAR	12	3,224	274	8%	3,510
MEDEXPRESS URGENT CARE - ROYAL PALM BEACH		3,189	312	9%	3,501
ADVENT HEALTH - HEART OF FLORIDA ER	1	2,981	515	15%	3,497
ADVENTHEALTH CENTRA CARE LEESBURG		2,790	706	20%	3,496
TWIN CITIES HOSPITAL	1	3,047	443	13%	3,491
MEDEXPRESS URGENT CARE PALM BEACH GARDENS		3,227	247	7%	3,474
MEDEXPRESS URGENT CARE - GOLDEN GATE		3,118	350	10%	3,468
US BIOTEK LABORATORIES	13	3,105	349	10%	3,467
PEDIATRIC HEALTH CARE ALLIANCE PA		3,127	313	9%	3,440
BAYFRONT HEALTH - SEVEN RIVERS		3,107	312	9%	3,419
SIPARADIGM LLC	19	3,206	194	6%	3,419
ESCAMBIA COMMUNITY CLINICS INC	7	2,470	936	27%	3,413
BAYA PHARMACY & URGENT CARE		2,439	958	28%	3,397
ADVENTHEALTH CENTRA CARE SAND LAKE		3,069	323	10%	3,392
ASCENSION SACRED HEART - EMERALD COAST		2,736	604	18%	3,340
MIDWAY SPECIALTY CARE CENTER DIAGNOSTICS	38	3,051	225	7%	3,314
FLORIDA FAMILY LABORATORY, INC DBA	14	2,984	291	9%	3,289
BAPTIST HEALTH SOUTH FLORIDA - DAVIE URGENT CARE		2,703	547	17%	3,250
BAYFRONT HEALTH - BROOKSVILLE		2,809	392	12%	3,201
MEDEXPRESS URGENT CARE - LAKELAND		2,819	371	12%	3,190
DOCTORS TEST CENTERS		2,781	399	13%	3,180
BAPTIST HEALTH SOUTH FLORIDA - WESTON URGENT CARE		2,728	351	11%	3,079
ENGLEWOOD COMMUNITY HOSPITAL		2,721	305	10%	3,026
LAKESIDE MEDICAL CENTER		2,347	653	22%	3,000
AMELIA URGENT CARE		1,540	1,450	48%	2,990
MEDCOMP SCIENCES LLC	31	1,419	1,524	51%	2,974
DESOTO MEMORIAL HOSPITAL	3	2,420	530	18%	2,953
BARTOW REGIONAL MEDICAL CENTER	1	2,492	457	15%	2,950
ADVENTHEALTH PROMPT CARE	1	2,065	875	30%	2,941
PARAMOUNT URGENT CARE - WINDERMERE		1,911	1,027	35%	2,938

COVID-19: testing by laboratory

Data through Jan 25, 2021 verified as of Jan 26, 2021 at 09:25 AM

Data in this report are provisional and subject to change.

The numbers in the table below represent the number of Florida and non-Florida residents for whom test results were received by the Department of Health. A person can be tested by more than one laboratory and can have both positive and negative results. **Therefore, the sum of the numbers in each column will be larger than the total number of people tested.**

Reporting lab	Inconclusive	Negative	Positive	Percent positive	Total
PRECISION HEALTH SOLUTIONS		2,795	103	4%	2,898
STONE CLINICAL LABORATORIES		2,789	96	3%	2,885
ADVENTHEALTH CENTRA CARE COLONIAL TOWN	2	2,579	304	11%	2,885
WALGREENS ORLANDO	3	2,523	339	12%	2,865
VETERANS AFFAIRS MEDICAL CENTER - ORLANDO		1,343	1,520	53%	2,863
BAPTIST HEALTH URGENT CARE AT SAWGRASS		2,387	457	16%	2,844
BAPTIST HEALTH SOUTH FLORIDA - BRICKELL URGENT CARE		2,353	490	17%	2,843
WALGREEN CO	2	2,520	317	11%	2,839
EMERALD COAST URGENT CARE		2,135	703	25%	2,838
BAYFRONT HEALTH - PUNTA GORDA		2,578	199	7%	2,777
FLORIDA COMMUNITY HEALTH CENTER		2,166	605	22%	2,771
LEE HEALTH CONVENIENT CARE - PAGE FIELD		2,326	442	16%	2,768
HIGHLANDS REGIONAL MEDICAL CENTER		2,121	646	23%	2,767
ADVENTHEALTH EXPRESS CARE		2,144	568	21%	2,712
ACCU REFERENCE MEDICAL LAB	2	2,075	632	23%	2,709
SELECT LABORATORIES - MARION COUNTY, FL LLC	3	2,480	222	8%	2,705
VENTURE MEDICAL OF FLORIDA LLC		2,482	216	8%	2,698
MEDEXPRESS URGENT CARE CAPE CORAL		2,283	407	15%	2,690
CITRUS MEMORIAL HOSPITAL LABORATORY		2,237	392	15%	2,629
MEMORIAL HOSPITAL PEMBROKE	3	2,312	309	12%	2,624
BAYFRONT HEALTH - SPRING HILL		2,375	244	9%	2,619
HEALTH FIRST ADVENTHEALTH CENTRA CARE COCOA		2,369	245	9%	2,614
BMCT Molecular Diagnostics Subsection		2,134	463	18%	2,597
HOLIDAY CVS LLC DBA CVS PHARMACY #5154		2,520	71	3%	2,591
ADVENT HEALTH - OCALA		2,124	437	17%	2,561
PALMS MEDICAL GROUP	5	1,693	822	33%	2,520
MEDEXPRESS URGENT CARE - DELAND		2,260	254	10%	2,514
SPORTS DRUG TESTING LABORATORY	45	2,356	88	4%	2,489
EMERALD COAST URGENT CARE LLC		1,804	653	27%	2,457
MINUTECLINIC LLC # 0709		2,071	367	15%	2,438
HEALTH FIRST ADVENTHEALTH CENTRA CARE MALABAR		2,154	243	10%	2,397
EMERALD COAST URGENT CARE, LLC	1	1,793	598	25%	2,392
ADVENTIST HEALTH SYSTEMS SUNBELT IN DBA		2,165	225	9%	2,390
ADVENTHEALTH CENTRA CARE		2,050	339	14%	2,389
PHARMCO RX	2	2,172	192	8%	2,366
MARINERS HOSPITAL		2,113	226	10%	2,339
BAPTIST HEALTHCARE - GULF BREEZE HOSPITAL	3	1,929	407	17%	2,339
BAPTIST HEALTH EMERGENCY CENTER COUNTRY WALK	1	1,956	376	16%	2,333
ADVENT HEALTH - NEW SMYRNA		1,829	502	22%	2,331
BAPTIST HEALTH - CLAY		1,967	345	15%	2,312
LEE HEALTH - COCONUT POINT CLINICAL LAB	2	1,872	433	19%	2,307
ADVENTHEALTH CENTRA CARE KIDS LAKE MARY		2,124	176	8%	2,300
NXGEN MDX LLC	4	2,037	254	11%	2,295
MEDEXPRESS URGENT CARE LEHIGH ACRES		1,993	298	13%	2,291
COMMUNITY HEALTH NORTHWEST FLORIDA	4	1,739	546	24%	2,289
SCION LAB SERVICES LLC	22	2,070	167	7%	2,259
PHYSICIANS STAT LAB	3	1,066	1,189	53%	2,258

COVID-19: testing by laboratory

Data through Jan 25, 2021 verified as of Jan 26, 2021 at 09:25 AM

Data in this report are provisional and subject to change.

The numbers in the table below represent the number of Florida and non-Florida residents for whom test results were received by the Department of Health. A person can be tested by more than one laboratory and can have both positive and negative results. **Therefore, the sum of the numbers in each column will be larger than the total number of people tested.**

Reporting lab	Inconclusive	Negative	Positive	Percent positive	Total
PREMIER URGENT CARE OF BREVARD LLC	1	1,901	332	15%	2,234
PRIMEHEALTH URGENT CARE INC		1,910	319	14%	2,229
PRIMEHEALTH URGENT CARE	1	1,865	360	16%	2,226
PROHEALTH		782	1,429	65%	2,211
BAPTIST HEALTH - OAKLEAF		1,800	402	18%	2,202
BAPTIST HEALTH SOUTH FLORIDA - MIAMI BEACH URGENT CARE		1,877	317	14%	2,194
ADVENT HEALTH CENTRA CARE -WINTER PARK KIDS URGENT CARE	4	1,967	209	10%	2,180
PHYSICIANS REGIONAL MEDICAL CENTER - COLLIER BLVD	1	1,526	625	29%	2,152
MINUTECLINIC LLC #3631		1,801	340	16%	2,141
LABORATORY OF FLORIDA LLC	40	1,944	151	7%	2,135
LOWER KEYS MEDICAL CENTER		1,890	244	11%	2,134
BRASHEAR'S VITAL CARE CORP		1,629	502	24%	2,131
MEDEXPRESS FORT MYERS		1,828	270	13%	2,098
MINUTECLINIC LLC 5852		1,758	335	16%	2,093
GESSLER CLINIC		1,324	734	36%	2,058
MC DIAGNOSTIC OF CONNECTICUT, PC #2220		1,686	311	16%	1,997
PARAMOUNT URGENT CARE - ORLANDO		1,283	706	35%	1,989
PHYSICIAN ASSOCIATES		1,776	211	11%	1,987
MEDEXPRESS URGENT CARE CORAL SPRINGS		1,788	190	10%	1,978
DOC SMILEY'S URGENT CARE		1,706	247	13%	1,953
VERILY LIFE SCIENCES		1,927	16	1%	1,943
URGENT CARE OF THE PALM BEACHES		1,428	510	26%	1,938
ASSOCIATED PATHOLOGISTS, LLC	3	1,589	345	18%	1,937
MEDONE PLLC		1,465	467	24%	1,932
ACCESS POINT HEALTHCARE URGENT & PRIMARY CARE	2	1,405	511	27%	1,918
MINUTECLINIC LLC		1,622	290	15%	1,912
DONALD W ROBERTSON DO PA		1,430	439	23%	1,869
MEDEXPRESS URGENT CARE - VERO BEACH		1,626	239	13%	1,865
MEDEXPRESS URGENT CARE - CLEWISTON		1,553	302	16%	1,855
TAMPA COMMUNITY HOSPITAL		1,547	298	16%	1,845
FLORIDA MEDICAL CLINIC	3	923	907	49%	1,833
DR G'S URGENT CARE		1,580	239	13%	1,819
GENUS3		1,737	69	4%	1,806
MINUTECLINIC LLC #5249		1,393	399	22%	1,792
FLOWERS HOSPITAL		1,601	176	10%	1,777
MEDEXPRESS PORT CHARLOTTE		1,614	156	9%	1,770
MEDFAST URGENT CARE CENTERS LLC		446	1,323	75%	1,769
MINUTECLINIC LLC #4415		1,445	316	18%	1,761
ADVENTHEALTH CENTRA CARE CONWAY		1,469	287	16%	1,756
UNIVERSITY OF NORTH FLORIDA STUDENT HEALTH		1,701	53	3%	1,754
CARENOW URGENT CARE		981	727	43%	1,708
JW PLASTIC SURGERY		1,449	244	14%	1,693
MINUTECLINIC LLC #5253		1,383	308	18%	1,691
MINUTECLINIC LLC #3463		1,407	273	16%	1,680
MINUTECLINIC LLC #8396		1,418	253	15%	1,671
PARAMOUNT URGENT CARE - OVIEDO		983	665	40%	1,648
BAY MEDICAL CENTER SACRED HEART HEALTH SYSTEM		1,193	442	27%	1,635

COVID-19: testing by laboratory

Data through Jan 25, 2021 verified as of Jan 26, 2021 at 09:25 AM

Data in this report are provisional and subject to change.

The numbers in the table below represent the number of Florida and non-Florida residents for whom test results were received by the Department of Health. A person can be tested by more than one laboratory and can have both positive and negative results. **Therefore, the sum of the numbers in each column will be larger than the total number of people tested.**

Reporting lab	Inconclusive	Negative	Positive	Percent positive	Total
DYNIX DIAGNOSTIX		1,349	285	17%	1,634
PARAMOUNT URGENT CARE INC		378	1,244	77%	1,622
MEDEXPRESS URGENT CARE BOCA RATON		1,482	134	8%	1,616
SPARROW HEALTHCARE	2	1,372	236	15%	1,610
MINUTECLINIC LLC #1067		1,367	227	14%	1,594
OPTEO LABORATORY		1,538	33	2%	1,571
ASCENSION SACRED HEART - GULF		1,165	406	26%	1,571
MELBOURNE MEDICAL LABORATORY	2	1,365	201	13%	1,568
JACKSON HOSPITAL CLINICAL LABORATORY		1,308	248	16%	1,556
NORTH SHORE LONG ISLAND JEWISH HEALTH		1,476	72	5%	1,548
ADVENT HEALTH - DADE CITY		1,345	198	13%	1,543
MARTIN HEALTH SYSTEM - ST LUCIE WEST		1,385	156	10%	1,541
IGENOMIX USA LLC	41	1,360	139	9%	1,540
HOLMES REG MED CENTER CLINICAL LAB		1,266	269	18%	1,535
BARDMOOR LABORATORY	9	1,300	222	15%	1,531
MINUTECLINIC LLC #5190		1,242	288	19%	1,530
MINUTECLINIC LLC #5854		1,290	239	16%	1,529
MINUTE CLINIC LLC		1,288	225	15%	1,513
CAREFAST+		868	633	42%	1,501
NCH NORTHEAST	7	1,132	359	24%	1,498
SHELL POINT NURSING PAVILION	1	1,440	57	4%	1,498
AMELIA EXPRESS CARE LLC	10	1,256	207	14%	1,473
LABTECH DIAGNOSTIC		1,208	265	18%	1,473
ADVANCE MEDICAL OF NAPLES		326	1,119	77%	1,445
PARRISH MEDICAL CENTER	1	1,264	180	12%	1,445
UHEALTH DEERFIELD BEACH/UMSYLVESTER DEERFIELD BEACH LABORATORY	3	1,378	55	4%	1,436
BIOCERNA LLC	9	1,248	164	12%	1,421
ASSURANCE SCIENTIFIC LABORATORIES	1	1,143	276	19%	1,420
PATIENTS CHOICE LABORATORIES		829	588	41%	1,417
MINUTECLINIC LLC #7886		1,204	197	14%	1,401
DOC SMILEYS URGENT CARE LLC		1,133	265	19%	1,398
PATIENTS FIRST - THOMASVILLE ROAD		1,216	167	12%	1,383
NEIGHBORHOOD MEDICAL CENTER INC	16	1,209	151	11%	1,376
CHARLES AIESI CONSULTING INC	8	1,188	175	13%	1,371
BAPTIST HEALTH SOUTH FLORIDA - COUNTRY WALK URGENT CARE EXPRESS		1,181	189	14%	1,370
ASCENSION ST VINCENT'S - SOUTHSIDE		1,309	49	4%	1,358
BOND URGENT CARE LLC		984	373	27%	1,357
QUICK CARE MED PL	2	1,120	233	17%	1,355
INTELEX LABS, LLC		1,292	45	3%	1,337
GENESIS LABORATORY MANAGEMENT	11	1,112	211	16%	1,334
MARION E FETHER MEDICAL CENTER, THE		1,205	114	9%	1,319
ARCPPOINT LABS		778	529	40%	1,307
EMERGENCY PHYSICIANS MEDICAL CENTER		342	935	73%	1,277
MINUTECLINIC LLC #3662		1,074	196	15%	1,270
MINUTECLINIC LLC #5069		1,028	241	19%	1,269
MINI ER WATERFORD LAKES, THE		1,070	198	16%	1,268
BAPTIST HEALTH SOUTH FLORIDA - KEY BISCANE URGENT CARE EXPRESS		1,105	149	12%	1,254

COVID-19: testing by laboratory

Data through Jan 25, 2021 verified as of Jan 26, 2021 at 09:25 AM

Data in this report are provisional and subject to change.

The numbers in the table below represent the number of Florida and non-Florida residents for whom test results were received by the Department of Health. A person can be tested by more than one laboratory and can have both positive and negative results. **Therefore, the sum of the numbers in each column will be larger than the total number of people tested.**

Reporting lab	Inconclusive	Negative	Positive	Percent positive	Total
TEMPUS CLINICAL LABORATORY	10	1,097	139	11%	1,246
PENSACOLA PEDIATRICS PA	1	1,083	153	12%	1,237
MINUTECLINIC LLC #5214		1,089	147	12%	1,236
UNIVERSITY OF ALABAMA AT BIRMINGHAM		1,204	32	3%	1,236
MINUTECLINIC LLC #3705		1,059	170	14%	1,229
NCHMD INC		989	234	19%	1,223
AMELIA EXPRESS CARE		699	523	43%	1,222
LAKE WALES MEDICAL CENTER INC		1,060	156	13%	1,216
CLINICORE		1,124	91	7%	1,215
MINUTECLINIC LLC # 0514		1,040	172	14%	1,212
NYU HOSPITALS CENTER CLINICAL LABORATORIES		1,172	36	3%	1,208
BAYFRONT HEALTH - CITRUS HILLS		1,010	186	16%	1,196
ACCESS MEDICAL LABS		746	448	38%	1,194
PREMIER MEDICAL		1,097	90	8%	1,187
WHITE WILSON MEDICAL CENTER		161	1,018	86%	1,179
VAVA PARTNERS LLC		438	738	63%	1,176
LABORATORY SPECIALISTS OF MICHIGAN		954	218	19%	1,172
MINUTECLINIC LLC #7887		1,037	133	11%	1,170
MINUTECLINIC LLC #1771		971	198	17%	1,169
MEDEXPRESS URGENT CARE - JAX ATLANTIC BLVD		991	166	14%	1,157
MINUTECLINIC LLC #1055		879	275	24%	1,154
PHYSICIANS PRIMARY CARE	2	968	175	15%	1,145
Community_Health		969	171	15%	1,140
BAPTIST HEALTHCARE - JAY HOSPITAL		811	313	28%	1,124
CAPSTONE HEALTHCARE		784	329	30%	1,113
VERITAS GENETICS	61	932	116	10%	1,109
BAPTIST HEALTH EMERGENCY CENTER AT WEST CORAL WAY		845	263	24%	1,108
MINUTECLINIC LLC # 3686		933	175	16%	1,108
TOM LEE COMMUNITY HEALTH CENTER		766	340	31%	1,106
MINUTECLINIC, LLC #4015		817	288	26%	1,105
UHEALTH CLINIC AT WALGREENS		898	205	19%	1,103
HOLIDAY CVS LLC DBA CVSPHARMACY #5155		1,058	42	4%	1,100
ALTRU DIAGNOSTICS INC	2	995	101	9%	1,098
MINUTECLINIC LLC #4458		850	244	22%	1,094
MINUTECLINIC LLC # 3930		907	180	17%	1,087
COASTAL LABORATORIES	1	811	272	25%	1,084
MINUTECLINIC LLC #7173		937	147	14%	1,084
MINUTECLINIC LLC #3003		839	244	23%	1,083
WHOLE FAMILY HEALTH CENTER INC		859	222	21%	1,081
MINUTECLINIC LLC #3814		858	219	20%	1,077
TREASURE COAST MEDICAL ASSOCIATES INC		696	378	35%	1,074
SMA LAB	7	949	108	10%	1,064
LAB24 INC	3	395	665	63%	1,063
MINUTECLINIC, LLC (CLINIC 10699)		895	164	15%	1,059
RAINBOW RIVER MEDICAL LABORATORY		977	82	8%	1,059
EPN URGENT CARE NAPLES	2	746	310	29%	1,058
STAGEZERO LIFE SCIENCES INC	3	953	93	9%	1,049

COVID-19: testing by laboratory

Data through Jan 25, 2021 verified as of Jan 26, 2021 at 09:25 AM

Data in this report are provisional and subject to change.

The numbers in the table below represent the number of Florida and non-Florida residents for whom test results were received by the Department of Health. A person can be tested by more than one laboratory and can have both positive and negative results. **Therefore, the sum of the numbers in each column will be larger than the total number of people tested.**

Reporting lab	Inconclusive	Negative	Positive	Percent positive	Total
MINUTECLINIC LLC #3291		909	136	13%	1,045
NORTH FLORIDA PEDIATRICS-TALLAHASSEE		938	88	9%	1,026
MINUTECLINIC LLC #7225		876	148	14%	1,024
ADVANCED DIAGNOSTIC LABORATORY		975	46	5%	1,021
MINUTECLINIC LLC #7973		844	171	17%	1,015
PEDIATRIC HEALTH CARE ALLIANCE - NORTHDALE		915	92	9%	1,007
MINUTECLINIC LLC #3635		871	134	13%	1,005
ED FRASER MEMORIAL HOSPITAL		797	207	21%	1,004
MINUTECLINIC, LLC #3204		816	177	18%	993
PARAMOUNT URGENT CARE VILLAGES		672	318	32%	990
VERITOR		850	140	14%	990
OPTUM LABS LLC		856	129	13%	985
ELLENTON URGENT CARE		754	227	23%	981
MINUTECLINIC LLC #3257		781	193	20%	974
JUPITER MEDICAL CENTER URGENT CARE		663	311	32%	974
PALM HARBOR PHARMACY		836	135	14%	971
ST ANNES NURSING CENTER		943	22	2%	965
SOLARIS HEALTHCARE PALATKA		901	56	6%	957
SACRED HEART HEALTH SYSTEM, INC		582	374	39%	956
PROJECT HEALTH, INC SUMTERVILLE	5	780	159	17%	944
NAPLES URGENT CARE	1	582	344	37%	927
VRL EUROFINIS - DALLAS		913	13	1%	926
MINUTECLINIC LLC #4024		767	158	17%	925
GENE TOX WORLDWIDE	60	736	125	14%	921
MINUTECLINIC LLC #3285		786	128	14%	914
INFINITY BIOLOGIX LLC (GINKO BIOWORKS)		883	30	3%	913
MINUTECLINIC LLC #1821		804	106	12%	910
LAKELAND REGIONAL HEALTH - PWC/OB		36	873	96%	909
STEWART REFERENCE LABORATORY	1	545	361	40%	907
MINUTECLINIC LLC # 7933		778	128	14%	906
FLAGLER HOSPITAL LABORATORY	8	33	858	95%	899
MINUTECLINIC LLC #5216		733	166	18%	899
COASTAL PEDIATRIC GROUP		774	123	14%	897
FLORIDA DEPARTMENT OF HEALTH IN POLK COUNTY	2	673	220	25%	895
CAREFAST MURABELLA		501	392	44%	893
FAST TRACK URGENT CARE CENTER		4	887	100%	891
MINUTECLINIC LLC #3654		716	171	19%	887
XYZ LABORATORY	8	770	102	12%	880
MINUTECLINIC, LLC #5817		706	172	20%	878
PRIMARY CARE OF THE TREASURE COAST		776	102	12%	878
LENCO MEDICAL LABORATORY		842	35	4%	877
GENEIQ		830	45	5%	875
MINUTECLINIC LLC #3648		704	170	19%	874
PATIENTS FIRST LAKE ELLA MEDICAL CENTER		757	112	13%	869
PARAMOUNT URGENT CARE - CLERMONT		686	178	21%	864
HISTOPATHOLOGY SERVICES, LLC		763	96	11%	859
MINUTECLINIC LLC #3748		655	203	24%	858

COVID-19: testing by laboratory

Data through Jan 25, 2021 verified as of Jan 26, 2021 at 09:25 AM

Data in this report are provisional and subject to change.

The numbers in the table below represent the number of Florida and non-Florida residents for whom test results were received by the Department of Health. A person can be tested by more than one laboratory and can have both positive and negative results. **Therefore, the sum of the numbers in each column will be larger than the total number of people tested.**

Reporting lab	Inconclusive	Negative	Positive	Percent positive	Total
TACACHALE CLINICAL LABORATORY	1	805	45	5%	851
MINUTECLINIC LLC #4201		736	109	13%	845
MINUTECLINIC LLC #5924		693	144	17%	837
EUROFINS NTD, LLC		796	38	5%	834
TYNDALL AIR FORCE BASE		637	190	23%	827
ARCPPOINT LABS OF CORAL SPRINGS FL		732	94	11%	826
FLORIDA HOSPITAL ORLANDO		743	74	9%	817
ASCENSION ST VINCENT'S - CLAY		775	32	4%	807
INTEGRITY LABORATORIES, LLC	1	650	154	19%	805
NORTH FLORIDA PEDIATRICS - LAKE CITY		612	188	24%	800
NITE LITE PEDIATRICS		234	562	71%	796
HENDRY REGIONAL MEDICAL CENTER CLINICAL LABORATORY		589	205	26%	794
PHAROS HEALTH		623	167	21%	790
MINUTECLINIC LLC #4612		594	195	25%	789
KEYS AHEC SCHOOL MEDICAL CLINIC	7	702	76	10%	785
MINUTECLINIC LLC #1807		637	146	19%	783
PROFESSIONAL HEALTH EXAMINERS DBA PROHEALTH	1	620	155	20%	776
BROWNWOOD CARE CENTER		693	77	10%	770
THE HEALTH CENTER OF PLANT CITY		699	69	9%	768
MINUTECLINIC LLC #3255		609	158	21%	767
READY RESPONDERS FLORIDA, PLLC		656	109	14%	765
MACDILL AIR FORCE BASE		710	51	7%	761
DEPARTMENT OF CLINICAL LABS		746	15	2%	761
MINUTECLINIC, LLC DBA MINUTECLINIC #4717		732	27	4%	759
ADDICTION LABS OF AMERICA	3	689	66	9%	758
DYNIX DIAGNOSTICS	2	524	228	30%	754
MEDIQUICK URGENT CARE CENTERS INC		387	366	49%	753
NONE		308	435	59%	743
COVANCE CLINICAL RESEARCH UNIT INC		723	19	3%	742
MINUTECLINIC LLC # 3579		619	118	16%	737
VRL EUROFINS		709	27	4%	736
MINUTECLINIC LLC #476		600	129	18%	729
MINUTECLINIC LLC #3236		616	109	15%	725
ADVENT HEALTH LAB - ORLANDO		430	292	40%	722
CVS HEALTH		516	200	28%	716
PALM BAY HOSPITAL CLINICAL LABORATORY		464	252	35%	716
LEE COUNTY EMERGENCY MEDICAL SERVICE		620	94	13%	714
BLUE MED CONSULTANTS		691	23	3%	714
DISNEY COVID TEST SITE		703	10	1%	713
BAPTIST HEALTH - MD ANDERSON CANCER CENTER		708	4	1%	712
MIAMI JEWISH HEALTH SYSTEMS		669	43	6%	712
NORTH OKALOOSA MEDICAL CENTER		413	298	42%	711
COASTAL PHYSICIANS, LLC		561	147	21%	708
NORTH FLORIDA PEDIATRICS PA - SUWANNEE	3	585	109	16%	697
C.W. BILL YOUNG VA MEDICAL CENTER	1	18	675	97%	694
PREMIER MEDICAL LABORATORY SERVICES	1	463	222	32%	686
SANTA ROSA MEDICAL GROUP		541	145	21%	686

COVID-19: testing by laboratory

Data through Jan 25, 2021 verified as of Jan 26, 2021 at 09:25 AM

Data in this report are provisional and subject to change.

The numbers in the table below represent the number of Florida and non-Florida residents for whom test results were received by the Department of Health. A person can be tested by more than one laboratory and can have both positive and negative results. **Therefore, the sum of the numbers in each column will be larger than the total number of people tested.**

Reporting lab	Inconclusive	Negative	Positive	Percent positive	Total
Tampa Lakes Health and Rehabilitation Center	2	615	69	10%	686
ANY LAB TEST NOW	1	447	235	34%	683
NORTHEAST FLORIDA NEUROLOGY CLINICS, INC		571	105	16%	676
MINI ER ADULT AND PEDIATRIC URGENT CARE		574	98	15%	672
UNIVERSITY OF WEST FLORIDA STUDENT HEALTH SERVICES	1	557	112	17%	670
VITAS HEALTHCARE CORPORATION OF FLA		666	3	0%	669
Victoria Nursing and Rehabilitation Center		620	46	7%	666
WILLOWBROOKE COURT AT EDGEWATER POINTE ESTATES		657	9	1%	666
NCH HEALTHCARE SYSTEM MICROBIOLOGY LAB		1	662	100%	663
VENICE REGIONAL MEDICAL CENTER		574	88	13%	662
NORTH SHORE LIJ URGENT CARE PC		624	35	5%	659
MEDICAL FP - WHOLE FAMILY HEALTH CENTER		539	119	18%	658
FIU-HEALTH AUXILIARY LABORATORY	3	600	54	8%	657
MINUTECLINIC, LLC #3245		494	162	25%	656
MYTEST DIAGNOSTICS		602	52	8%	654
KETAMINE HEALTH CENTERS LLC		588	61	9%	649
PRIMARY CARE SERVICES AT INDIAN RIVER ESTATES		634	13	2%	647
CAREMED CLINIC LLC		454	190	30%	644
MAVERICK LABS		456	187	29%	643
DOCTOR'S MEMORIAL HOSPITAL		485	157	24%	642
OPTUMCARE FLORIDA LLC		467	172	27%	639
MINUTECLINIC LLC #1815		552	87	14%	639
ER QUICKCARE PL		524	111	17%	635
APALACHEE CORRECTIONAL INSTITUTION EAST UNIT		616	16	3%	632
CONSULATE HEALTH CARE OF NEW PORT RICHEY	2	512	112	18%	626
MINUTECLINIC LLC #3637		468	158	25%	626
ORLANDO HEALTH AND REHAB CENTER		587	38	6%	625
LITTLE PINE PEDIATRICS		418	206	33%	624
MINUTECLINIC LLC #8381		508	116	19%	624
KENDALL HEALTHCARE PROPERTIES DBA	2	595	26	4%	623
Point of Care Testing	1	113	508	82%	622
PALACE NURSING HOME & REHAB CENTER		589	32	5%	621
SOLARIS HEALTHCARE CHARLOTTE HARBOR		575	46	7%	621
FISHERMENS HOSPITAL CLINICAL LAB		566	53	9%	619
TREE HOUSE PEDIATRICS PLLC		553	63	10%	616
MIDWAY SPECIATLY CARE CENTER		396	214	35%	610
HOLY CROSS HOSPITAL		12	598	98%	610
PROFESSIONAL HEALTH EXAMINERS		519	88	14%	607
PALM GARDEN OF PORT SAINT LUCIE		600	6	1%	606
CREEKSIDE CARE CENTER	1	520	84	14%	605
INTERLACHEN PEDIATRICS		577	26	4%	603
PATIENTS FIRST - MAHAN DRIVE		164	435	73%	599
PROHEALTH MEDICAL CLINIC		80	519	87%	599
CARE ONE OF FLORIDA LLC		400	196	33%	596
MINUTECLINIC LLC #1350		483	105	18%	588
MANOR PINES CONVALESCENT CENTER LLC	1	568	19	3%	588
STEWART ROCKLEDGE HOSPITAL		451	137	23%	588

COVID-19: testing by laboratory

Data through Jan 25, 2021 verified as of Jan 26, 2021 at 09:25 AM

Data in this report are provisional and subject to change.

The numbers in the table below represent the number of Florida and non-Florida residents for whom test results were received by the Department of Health. A person can be tested by more than one laboratory and can have both positive and negative results. **Therefore, the sum of the numbers in each column will be larger than the total number of people tested.**

Reporting lab	Inconclusive	Negative	Positive	Percent positive	Total
JOHN KNOX VILLAGE HEALTH CENTER		569	18	3%	587
MOUNT SINAI LABORATORY		559	25	4%	584
GENOME LLC	2	519	60	10%	581
CATALYST WALK IN CLINIC		453	128	22%	581
LIFE CARE CENTER OF NEW PORT RICHEY		548	33	6%	581
VETERANS AFFAIRS MEDICAL CENTER - JAMES A HALEY			580	100%	580
NORTH FLORIDA PEDIATRICS PA		491	89	15%	580
POINT OF CARE TESTING SITE		556	24	4%	580
PEDIATRICS OF CENTRAL FLORIDA PA	18	524	36	6%	578
LPG COCONUT POINT		464	112	19%	576
LIFE CARE CENTER OF ORANGE PARK		545	30	5%	575
MEDICAL VB		451	120	21%	571
MEDICAL CONSULTANTS OF FLORIDA, LLC		467	101	18%	568
INTERLACHEN PEDIATRICS PA		539	28	5%	567
GULF COAST VILLAGE		530	29	5%	559
TENNESSEE DOH - NASHVILLE	2	492	64	11%	558
FIRST QUALITY LABORATORY		528	29	5%	557
HOLMES REGIONAL MEDICAL CENTER		5	549	99%	554
SEBASTIAN RIVER MEDICAL CENTER	2	409	140	25%	551
CONSULATE HEALTHCARE OF VERO BEACH	14	459	77	14%	550
WOODLANDS MEDICAL SPECIALISTS		347	203	37%	550
The Sands at South Beach		545	4	1%	549
GOLDEN GLADES NURSING & REHABILITATION CTR		540	9	2%	549
ETHOS WELLNESS PHARMACY		509	40	7%	549
ST JOHN'S NURSING CENTER		531	17	3%	548
SHORELINE PHYSICIAN GROUP		342	205	37%	547
VITAE DIAGNOSTICS		534	13	2%	547
ECCOLAB GROUP	1	144	402	73%	547
CRUCIAL CARE EMERGENCY MEDICINE DOCTORS		418	125	23%	543
MID-FLORIDA PATHOLOGY		425	116	21%	541
NCHMD, INC SOUTHEAST IMMEDIATE CARE		412	129	24%	541
PRIMARY CARE SERVICES AT ST ANDREWS ESTATES		540			540
COASTAL URGENT CARE		425	115	21%	540
CAPE CANAVERAL HOSPITAL		333	206	38%	539
HMA SANTA ROSA MEDICAL CENTER LLC DBA		418	121	22%	539
THE PRESERVE		531	7	1%	538
GULF COAST MOLECULAR LABORATORIES	12	442	84	16%	538
NCF DIAGNOSTICS & DNA TECHNOLOGIES	15	204	318	59%	537
GROWING TOGETHER PEDIATRICS LLC		494	42	8%	536
Signature HealthCare Center of Waterford		507	28	5%	535
BROAD INSTITUTE CLINICAL SEQUENCING RESEARCH PLATFORM	1	515	19	4%	535
SOUTHEAST ALABAMA MEDICAL CENT		485	49	9%	534
AMERICAN FAMILY CARE PENSACOLA WEST		1	533	100%	534
LIFE CARE CENTER OF HILLIARD		519	15	3%	534
PALM GARDEN OF VERO BEACH		492	39	7%	531
CHILDRENS MEDICAL ASSOCIATION		476	51	10%	527
MED FAST URGENT CARE CENTER		260	265	50%	525

COVID-19: testing by laboratory

Data through Jan 25, 2021 verified as of Jan 26, 2021 at 09:25 AM

Data in this report are provisional and subject to change.

The numbers in the table below represent the number of Florida and non-Florida residents for whom test results were received by the Department of Health. A person can be tested by more than one laboratory and can have both positive and negative results. **Therefore, the sum of the numbers in each column will be larger than the total number of people tested.**

Reporting lab	Inconclusive	Negative	Positive	Percent positive	Total
THERADOC		152	372	71%	524
CLEWISTON NURSING AND REHABILITATION CENTER		513	11	2%	524
ADVENTHEALTH MEDICAL GROUP PROMPT CARE		369	154	29%	523
Crestview Rehabilitation Center	5	390	125	24%	520
MAIN STREET MEDICAL CENTER		127	391	75%	518
REDI MED LLC		387	127	25%	514
VETERANS AFFAIRS MEDICAL CENTER - BAY PINES		17	497	97%	514
AFC PHYSICIANS OF FLORIDA		345	168	33%	513
PROJECT HEALTH INC	2	413	93	18%	508
FORT MYERS INTERNAL MEDICINE, LLC		459	49	10%	508
VILLA MARIA NURSING & REHAB CENTER INC	1	495	11	2%	507
SPECTOR SCIENTIFIC LAB	1	216	288	57%	505
CYPRESS VILLAGE	1	479	23	5%	503
RIVER TOWN DIAGNOSTIC LLC		350	152	30%	502
DAVITA LABORATORY		426	73	15%	499
EDEN SPRINGS NURSING AND REHAB CENTER		389	110	22%	499
EAST LAKE PEDIATRICS		421	77	15%	498
VETERANS AFFAIRS MEDICAL CENTER		40	458	92%	498
MINUTECLINIC, LLC # 4469		407	90	18%	497
JACKSONVILLE BEACH PEDIATRIC CARE CENTER		442	53	11%	495
J AND G MEDICAL GROUP LLC		415	80	16%	495
CLINICAL PATHOLOGY LABS		386	107	22%	493
ADVENTHEALTH CENTRA CARE WINTER HAVEN	1	183	309	63%	493
NSPIRE HEALTHCARE MIAMI LAKES	7	471	13	3%	491
EMERALD SHORES HEALTH AND REHABILITATION		396	88	18%	484
CLARITY LABS		419	64	13%	483
BALDOMERO LOPEZ STATE VETERANS NURSING HOME	2	477	3	1%	482
CITY MEDICAL OF NEW JERSEY, PC		442	40	8%	482
DOCTORS CENTER,THE		377	104	22%	481
LOOP PEDIATRICS PA	3	389	88	18%	480
DOH - INDIAN RIVER		410	69	14%	479
BOND AND STEELE CLINIC PA		317	162	34%	479
JACKSON MEMORIAL LONG TERM CARE CENTER		461	17	4%	478
MEDICAL CENTER CLINIC-IMMEDIATE CARE	1	381	95	20%	477
TELESCOPE HEALTH LLC	3	376	97	20%	476
NEW YORK HOSPITAL LABORATORIES	1	462	12	3%	475
FLAGLER COUNTY HEALTH DEPARTMENT	1	384	89	19%	474
ST CLOUD REGIONAL MEDICAL CENTER CLINICAL LAB		394	79	17%	473
Plantation Bay Rehabilitation Center		457	16	3%	473
JACKSON MEMORIAL PERDUE MEDICAL CENTER		450	23	5%	473
HALIFAX MEDICAL CENTER-PORT ORANGE LAB		397	75	16%	472
LIFE CARE CENTER OF PENSACOLA		428	43	9%	471
VITAS HEALTHCARE CORP OF CENTRAL FL		453	15	3%	468
HEALTH CENTER AT BRENTWOOD	1	424	42	9%	467
FAMILY HEALTH CENTERS OF SWF LABS	2	389	74	16%	465
CARENOW URGENT CARE - FORT PIERCE		254	209	45%	463
MEMORIAL PEMBROKE 24/7 CARE CENTER		351	110	24%	461

COVID-19: testing by laboratory

Data through Jan 25, 2021 verified as of Jan 26, 2021 at 09:25 AM

Data in this report are provisional and subject to change.

The numbers in the table below represent the number of Florida and non-Florida residents for whom test results were received by the Department of Health. A person can be tested by more than one laboratory and can have both positive and negative results. **Therefore, the sum of the numbers in each column will be larger than the total number of people tested.**

Reporting lab	Inconclusive	Negative	Positive	Percent positive	Total
RIVER GARDEN HEBREW HOME FOR THE AGED		406	54	12%	460
ENZO CLINICAL LABS INC	3	437	19	4%	459
VALENCIA HILLS HEALTH AND REHABILITATION CENTER		447	12	3%	459
24 HOUR PEDIATRIC CARE CENTER	1	414	42	9%	457
EXPRESS URGENT CARE LLC		1	456	100%	457
NORTH FLORIDA RETIREMENT VILLAGE		453	2	0%	455
CLARIDGE HOUSE NURSING CENTER		437	17	4%	454
BOCA GRANDE HEALTH CLINIC		431	22	5%	453
CALHOUN LIBERTY HOSPITAL		324	127	28%	451
USF MORSANI CENTER FOR ADVANCED HEALTH CARE		387	63	14%	450
MEDONE URGENT CARE AT ST. AUGUSTINE		111	335	75%	446
MEDFAST URGENT CARE CENTERS		167	278	62%	445
PENSACOLA PEDIATRICS	1	252	192	43%	445
SABAL PALMS HEALTH AND REHAB		402	43	10%	445
LAUDERDALE NURSING CENTER LLC	1	424	19	4%	444
PALM GARDEN OF JACKSONVILLE	2	364	78	18%	444
MOORINGS PARK INSTITUTE, INC, THE		425	18	4%	443
FOUNTAIN MANOR HEALTH AND REHAB CENTER	1	426	16	4%	443
MANOR CARE HEALTH SERVICES - FT MYERS		423	19	4%	442
XPRESS URGENT CARE	3	362	76	17%	441
HARTS HARBOR HEALTH CARE CENTER		420	21	5%	441
MINUTECLINIC LLC #8927		358	83	19%	441
NCH HEALTHCARE BONITA		322	118	27%	440
WILLOW BROOKE COURT AT INDIAN RIVER ESTATES		396	44	10%	440
DIAMOND RIDGE HEALTH AND REHABILITATION CENTER		419	20	5%	439
SMA SPECIALTY MEDICAL LAB		117	321	73%	438
MANOR AT CARPENTERS		408	26	6%	434
FLO-MEDILAB SERVICES LLC		186	248	57%	434
CLIFFORD CHESTER SIMS STATE VETERANS		426	8	2%	434
The Manor at Blue Water Bay		373	61	14%	434
VETERANS AFFAIRS MEDICAL CENTER - GAINESVILLE		3	430	99%	433
PALM GARDEN OF TAMPA		410	22	5%	432
BROOKDALE PALMER RANCH	1	375	55	13%	431
AVECINA MEDICAL JULINGTON	1	240	189	44%	430
Good Samaritan Society Kissimmee Village		366	64	15%	430
THE PALACE AT HOMESTEAD	1	412	16	4%	429
DIAMOND RIDGE HEALTH AND REHABILITATION		402	27	6%	429
NEW PLANT CITY FAMILY CARE	1	225	201	47%	427
GOLDEN GATE FAMILY CLINIC		83	343	81%	426
FLORIDA DEPT OF HEALTH IN BREVARD COUNTY	3	362	61	14%	426
HILLCREST HEALTH CARE & REHABILITATION CENTER	2	412	10	2%	424
Southern Oaks Care Center	1	386	36	9%	423
PALM GARDEN OF OCALA		330	91	22%	421
PARKLANDS FACILITY INC	4	389	28	7%	421
GARCIA CLINICAL LABORATORY		28	392	93%	420
PEDIATRIC HEALTHCARE ALLIANCE PA		380	40	10%	420
Williston Care Center		369	50	12%	419

COVID-19: testing by laboratory

Data through Jan 25, 2021 verified as of Jan 26, 2021 at 09:25 AM

Data in this report are provisional and subject to change.

The numbers in the table below represent the number of Florida and non-Florida residents for whom test results were received by the Department of Health. A person can be tested by more than one laboratory and can have both positive and negative results. **Therefore, the sum of the numbers in each column will be larger than the total number of people tested.**

Reporting lab	Inconclusive	Negative	Positive	Percent positive	Total
Q ANSWER LAB	1	375	42	10%	418
ST ANDREWS BAY SKILLED NURSING & LEHIGH REGIONAL MEDICAL CENTER LAB		357	58	14%	415
AMERICA'S PHARMACY LLC		371	44	11%	415
PHYSICIANS PRIMARY CARE LAB		365	49	12%	414
AFC PHYSICIANS OF FLORIDA PA		360	54	13%	414
Colonial Lakes Health Care		274	140	34%	414
APP-UNIPATH, LLC	2	384	28	7%	412
HERON POINTE HEALTH AND REHABILITATION	1	396	14	3%	412
MINUTECLINIC LLC		408	3	1%	412
CONTINENTAL CLINICAL RESEARCH, LLC		365	46	11%	411
MINUTECLINIC LLC #5187		397	13	3%	410
MINUTECLINIC LLC #3671		357	53	13%	410
WEST GABLES HEALTH CARE CENTER		366	44	11%	410
RICARDO NAVARRO DO PA		398	10	2%	408
HARBOUR HEALTH CENTER		350	57	14%	407
TIDE LABORATORIES		393	14	3%	407
EAST LAKE PEDIATRICS PA		362	43	11%	405
NEW YORK PRESBYTERIAN - CUMC CLINICAL		365	34	9%	399
BAPTIST PRIMARY CARE	2	382	17	4%	399
MAYFLOWER ASSISTED LIVING		306	89	22%	397
BALDWIN PEDIATRICS	1	394	3	1%	397
CARE ONE OF FLORIDA	1	373	22	6%	396
NAVAL HOSPITAL - JACKSONVILLE		262	133	34%	396
MINI ER AND URGENT CARE		67	329	83%	396
Solaris HealthCare Windermere		289	105	27%	394
VIERA HOSPITAL, INC		367	26	7%	393
EXPRESS PHARMACY		295	97	25%	392
BUFFALO CROSSING HEALTHCARE & REHABILITATION CTR		358	32	8%	390
BARBER		377	12	3%	389
ARCPPOINTS LABS		13	376	97%	389
CHILDRENS MEDICAL ASSOCIATION PA		326	62	16%	388
SPRING HILL HEALTH AND REHABILITATION CENTER		344	44	11%	388
ORLANDO HEALTH CENTER FOR REHABILITATION		373	15	4%	388
FLORIDA DEPARTMENT OF HEALTH IN CALHOUN COUNTY		378	9	2%	387
MINUTECLINIC LLC #6007		277	109	28%	386
AFC URGENT CARE SEMINOLE		313	72	19%	385
Santa Rosa Center for Rehabilitation and Healing			382	100%	382
SUNRISE URGENT CARE ASSOCIATES LLC D/B/A	2	321	61	16%	382
VITAS LUTHERAN TOWERS INPATIENT PROGRAM		103	275	72%	380
MANOR CARE NURSING CENTER OF SARASOTA FL LLC		319	61	16%	380
NEMOURS CHILDREN'S HOSPITAL		323	56	15%	379
FLORIDA DEPARTMENT OF HEALTH CLAY COUNTY	1	316	62	16%	378
BAYA PHARMACY WEST		283	92	24%	376
MANOR OAKS NURSING & REHAB CENTER	2	8	368	98%	376
SUSANNA WESLEY HEALTH CENTER		371	1	0%	374
CITRUS NURSING CENTER LLC		339	35	9%	374

COVID-19: testing by laboratory

Data through Jan 25, 2021 verified as of Jan 26, 2021 at 09:25 AM

Data in this report are provisional and subject to change.

The numbers in the table below represent the number of Florida and non-Florida residents for whom test results were received by the Department of Health. A person can be tested by more than one laboratory and can have both positive and negative results. **Therefore, the sum of the numbers in each column will be larger than the total number of people tested.**

Reporting lab	Inconclusive	Negative	Positive	Percent positive	Total
PALMS OF SEBRING		341	32	9%	373
Ocala Health and Rehabilitation Center		355	18	5%	373
ST PETERSBURG PEDIATRICS	1	319	51	14%	371
URGENT CARE BETHESDA	1	318	52	14%	371
MEDONE URGENT CARE CENTER		149	222	60%	371
HENDRY REGIONAL MEDICAL CENTER		107	264	71%	371
FERNANDINA BEACH REHAB AND NURSING	1	357	12	3%	370
ADVANCED MEDICAL OF NAPLES LLC		309	61	16%	370
SOLARIS HEALTHCARE MERRITT ISLAND		339	30	8%	369
ADVENT HEALTH - TAMPA		148	219	60%	367
PHYSICIANS STAT LAB INC		309	57	16%	366
TREASURE COAST COMMUNITY HEALTH	3	309	53	15%	365
FLORIDA HOSPITAL MEDICAL GROUP		253	111	30%	364
SOLARIS HEALTHCARE LAKE CITY		298	66	18%	364
Stacey Health Care Centers Inc. dba Riverside Care Center		333	28	8%	361
FLORIDA HOSPITAL WAUCHULA		248	112	31%	360
FAIR HAVENS CENTER, OPCO		355	5	1%	360
FLORIDA GULF COAST UNIVERSITY		199	161	45%	360
ABBHEY DELRAY		352	5	1%	357
CONSULATE HEALTH CARE OF BAYONET POINT	3	347	7	2%	357
INDIAN RIVER CTR, LLC		317	40	11%	357
INFORM DIAGNOSTICS		349	8	2%	357
SOLARIS HEALTHCARE OSCEOLA		341	15	4%	356
UR MEDICINE LABS- CENTRAL LABORATORY		338	18	5%	356
POINT WASHINGTON MEDICAL CLINIC		188	167	47%	355
AMERICAN RESEARCH LABS		166	188	53%	354
PEBBLEBROOK PHARMACY		268	85	24%	353
MY CLINICAL LAB		224	127	36%	351
HOPE HOSPICE AND COMMUNITY SERVICES INC	12	328	11	3%	351
BENTON PEDIATRICS INC		313	37	11%	350
SANFORD LABORATORIES		325	24	7%	349
BAYSHORE DIAGNOSTICS		309	40	11%	349
NORTH FLORIDA MEDICAL GROUP		241	107	31%	348
CORE DIAGNOSTIC LABORATORIES LLC		237	110	32%	347
SIGNATURE HEALTHCARE OF BROOKWOOD GARDENS		345	1	0%	346
THE PALACE MANAGEMENT - THE PALACE AT CORAL GABLES		344	2	1%	346
VILLAGE AT VIENNA SQUARE,THE	6	329	9	3%	344
ORCHARD PARK HEALTH & REHABILITATION		340	4	1%	344
CORAL BAY HEALTHCARE AND REHABILITATION	1	329	12	4%	342
PALM GARDEN OF CLEARWATER		324	18	5%	342
ADVENT HEALTH CENTRA CARE - PALM COAST		80	261	77%	341
HEALTH DESIGNS		328	13	4%	341
Timberidge Center for Rehabilitation and Healing		315	26	8%	341
RUSKIN HEALTH CENTER		229	111	33%	340
SUWANNEE HEALTH AND REHABILITATION CENTER		335	5	1%	340
SIPARADIGM, DIAGNOSTIC INFORMATICS		273	67	20%	340
DBI HEALTH INC		325	14	4%	339

COVID-19: testing by laboratory

Data through Jan 25, 2021 verified as of Jan 26, 2021 at 09:25 AM

Data in this report are provisional and subject to change.

The numbers in the table below represent the number of Florida and non-Florida residents for whom test results were received by the Department of Health. A person can be tested by more than one laboratory and can have both positive and negative results. **Therefore, the sum of the numbers in each column will be larger than the total number of people tested.**

Reporting lab	Inconclusive	Negative	Positive	Percent positive	Total
SELECT REFERENCE LABORATORIES, LLC	1	326	12	4%	339
MICHAEL A MIDDLETON MD PA□		323	13	4%	336
GRAND COURT TAMPA		333	3	1%	336
BROOKSVILLE HEALTHCARE CENTER LLC□		332	4	1%	336
MEDICAL CENTER OF DELTONA, INC		263	72	21%	335
NORTH FLORIDA REHABILITATION & SPECIALTY CARE□		332	3	1%	335
Cypress Cove Care Center		234	100	30%	334
Solaris Healthcare Daytona	2	285	46	14%	333
MEDSCAN LABORATORY INC	1	163	169	51%	333
PALMETTO FAMILY HEALTHCARE	1	206	126	38%	333
SEMINOLE NURSING PAVILION		326	7	2%	333
SANDBAY URGENT CARE		265	66	20%	331
CLERMONT HEALTH AND REHABILITATION CENTER		307	24	7%	331
DXTERITY DIAGNOSTICS	1	313	16	5%	330
PRIMARY CARE SOUTH INC		65	264	80%	329
NORTH PINELLAS STATMED QUICK QUALITY CLINICS		236	93	28%	329
BLOUNTSTOWN REHABILITATION CENTER LLC		225	104	32%	329
USAFSAM/PHE		174	154	47%	328
Life Care Center at Wells Crossing		309	18	6%	327
GOOD SAMARITAN CENTER		325	1	0%	326
TRI-COUNTY NURSING AND REHABILITATION CENTER INC		311	15	5%	326
Manatee Springs Rehabilitation and Nursing Center		305	19	6%	324
HEALTH CENTRAL PARK		257	66	20%	323
HAINES CITY REHABILITATION AND NURSING CENTER		300	23	7%	323
VETERANS AFFAIRS MEDICAL CENTER - LAKE CITY		52	270	84%	322
AFC URGENT CARE TYRONE		2	320	99%	322
MINUTECLINIC LLC, #10357		320	1	0%	321
SOLARIS HEALTHCARE PARKWAY	2	306	12	4%	320
Darcy Hall Of Life Care		318	2	1%	320
AFC URGENT CARE FAMILY CARE			320	100%	320
Life Care Center of Ocala		277	43	13%	320
CORAL TRACE HEALTH CARE□	2	313	5	2%	320
MIDWAY SPECIALTY CARE CENTER	3	203	113	35%	319
PALMETTO SUBACUTE CARE CENTER		310	8	3%	318
CARENOW	2	162	154	48%	318
FLORIDA HOSPITAL HEARTLAND MED CTR LAKE PLACID		232	85	27%	317
LIFE CARE PONTE VEDRA INC		311	6	2%	317
MANORCARE HEALTH SERVICES - VENICE		263	54	17%	317
SHORE ACRES CARE CENTER		282	34	11%	316
HEALTHY STEPS PEDIATRICS		275	40	13%	315
ASAP LAB LLC		200	115	37%	315
PALM GARDEN OF WINTER HAVEN		299	15	5%	314
AFC URGENT CARE CLEARWATER	1	122	191	61%	314
MEDIPATH		17	296	95%	313
MEDFAST URGENT CARE CENTER		83	230	73%	313
GENESIS MEDICAL LABORATORY MIAMI FL.		83	230	73%	313
Quest Diag Unspecifd	1	181	129	41%	311

COVID-19: testing by laboratory

Data through Jan 25, 2021 verified as of Jan 26, 2021 at 09:25 AM

Data in this report are provisional and subject to change.

The numbers in the table below represent the number of Florida and non-Florida residents for whom test results were received by the Department of Health. A person can be tested by more than one laboratory and can have both positive and negative results. **Therefore, the sum of the numbers in each column will be larger than the total number of people tested.**

Reporting lab	Inconclusive	Negative	Positive	Percent positive	Total
FLORIDA DEPARTMENT OF HEALTH		274	36	12%	310
MEDEXPRESS LUTZ		3	305	99%	308
BREVARD HEALTH ALLIANCE		119	189	61%	308
PALM GARDEN OF ORLANDO		276	31	10%	307
SOLARIS HEALTHCARE BAYONET POINT		292	14	5%	306
LIFEBRITE	1	124	179	59%	304
Bayside Care Center	1	282	20	7%	303
ELLENTON PEDIATRICS		286	17	6%	303
FAIRWAY OAKS CENTER LLC	6	290	6	2%	302
LITTLE PINE PEDIATRICS PLLC		258	44	15%	302
HEARTLAND PEDIATRICS OF LAKE WALES		267	35	12%	302
STARKE FAMILY MEDICAL CENTER		241	60	20%	301
DELTONA HEALTH CARE		277	23	8%	300
Palm Garden of Largo		297	3	1%	300
KEY WEST HEALTH AND REHAB	1	291	7	2%	299
Destin Healthcare and Rehabilitation Center	1	264	32	11%	297
PHYSICIANS REGIONAL WALK-IN		185	112	38%	297
HEALTH FIRST ADVENTHEALTH CENTRA CARE - TITUSVILLE		56	241	81%	297
PALM GARDEN OF WEST PALM BEACH	2	279	15	5%	296
BUENA VISTA URGENT CARE		264	32	11%	296
Marshall Health and Rehabilitation Center		267	27	9%	294
PruittHealth Panama City	1	234	59	20%	294
SEA BREEZE REHAB AND NURSING CENTER		286	7	2%	293
AVELLINO LAB USA, INC	1	280	12	4%	293
NORTHWEST MEDICAL CENTER CLINICAL LABORATORY		175	117	40%	292
LIFE CARE CENTER OF PALM BAY		283	8	3%	291
CARITHERS PEDIATRIC GROUP		254	36	12%	290
LabCorp (Non-Interfaced)	1	117	172	59%	290
PALM GARDEN OF GAINESVILLE	2	285	2	1%	289
AUBURN UNIVERSITY MEDICAL CLINIC		227	62	21%	289
BOCA BIOLISTICS REFERENCE LABORATORY	2	185	101	35%	288
OSPREY LODGE		231	56	20%	287
LAKELAND REGIONAL HEALTH SYSTEMS INC		20	266	93%	286
ASCEND CLINICAL	2	232	52	18%	286
BIOCEPT		270	16	6%	286
GANDY CROSSING CARE CENTER	1	272	13	5%	286
SPECIALTY HEALTH AND REHABILITATION CENTER		260	25	9%	285
BAY VILLAGE OF SARASOTA INC		282	3	1%	285
Bardmoor Oaks Healthcare and Rehabilitation Center		279	6	2%	285
GOOD SAMARITAN SOCIETY-DAYTONA		278	5	2%	283
PruittHealth Santa Rosa		195	88	31%	283
ROLLINS COLLEGE WELLNESS CENTER		130	153	54%	283
SPRINGTREE REHAB & HEALTH CARE CENTER		267	16	6%	283
MINUTECLINIC LLC #5157		238	45	16%	283
EPN URGENT CARE		44	238	84%	282
OCEAN VIEW NURSING AND REHAB CENTER		269	13	5%	282
HARDEE MANOR HEALTH CARE CENTER	1	277	3	1%	281

COVID-19: testing by laboratory

Data through Jan 25, 2021 verified as of Jan 26, 2021 at 09:25 AM

Data in this report are provisional and subject to change.

The numbers in the table below represent the number of Florida and non-Florida residents for whom test results were received by the Department of Health. A person can be tested by more than one laboratory and can have both positive and negative results. **Therefore, the sum of the numbers in each column will be larger than the total number of people tested.**

Reporting lab	Inconclusive	Negative	Positive	Percent positive	Total
MANOR CARE OF BOYNTON BEACH LLC		262	18	6%	280
ST JAMES HEALTH AND REHABILITATION CENTER		195	84	30%	279
AFC URGENT CARE		66	212	76%	278
CRONOS CLINICAL LABORATORY	17	183	78	28%	278
ATLANTIC SHORES NURSING AND REHAB CENTER	1	269	7	3%	277
BRIDGEWATER PARK HEALTH AND REHAB		257	20	7%	277
PRUITT HEALTH-SANTA ROSA		275	2	1%	277
HARDEE COUNTY HEALTH DEPARTMENT		216	60	22%	276
SABAL DIRECT PRIMARY CARE, PA		224	52	19%	276
VILLAGE DOCTORS FAMILY MEDICAL CENTER OF		219	57	21%	276
ROSEWOOD HEALTH AND REHABILITATION CENTER		261	15	5%	276
AVENTURA REHAB AND NURSING CENTER		271	5	2%	276
Glades West Rehabilitation and Nursing Center		266	8	3%	274
AURORA DIAGNOSTICS BERNHARDT LABORATORIES PATHOLOGY SERVICE		190	84	31%	274
WESTCHESTER GARDENS LIMITED PARTNERSHIP		268	5	2%	273
PEDIATRIC HEALTHCARE ALLIANCE		251	22	8%	273
PINES OF SARASOTA		270	3	1%	273
FAMILY HEALTH CENTERS OF SOUTHWEST FLORIDA INC		223	50	18%	273
KISSIMMEE FACILITY OPERATIONS LLC		253	19	7%	272
ST LUCIE EMPLOYEE HEALTH & WELLNESS CENTER		269	3	1%	272
ORCHARD RIDGE CARE AND REHABILITATION CENTER		259	13	5%	272
CONSULATE HEALTH CARE OF SAFETY HARBOR		266	6	2%	272
ARGO SENIOR LIVING AT HAVERHILL		256	16	6%	272
LAKE EUSTIS HEALTH AND REHABILITATION CENTER		265	6	2%	271
HOMESTEAD MANOR	2	229	40	15%	271
DIAGNOSTIC & CLINICAL CARE SERVICES INC DBA		216	55	20%	271
FIRST CHOICE PEDIATRICS		197	74	27%	271
ST JUDE CHILDREN'S RESEARCH HOSPITAL		256	14	5%	270
SERENADES IN THE VILLAGES		216	54	20%	270
QUALITOX LABORATORIES		105	165	61%	270
SIGNATURE HEALTHCARE OF NORTH FLORIDA		267	2	1%	269
TAMARAC REHABILITATION & HEALTH CENTER		267	1	0%	268
ORANGE BLOSSOM FAMILY HEALTH		251	17	6%	268
LUTHERAN HAVEN		260	8	3%	268
Premier Place at The Glenview		260	8	3%	268
VILLAGE DOCTORS OF KEYSTONE		196	71	27%	267
FLORIDA DEPARTMENT OF HEALTH IN LIBERTY COUNTY	2	179	85	32%	266
SUN COUNTRY PEDIATRICS PLLC	6	234	26	10%	266
ADVENT HEALTH CENTRA CARE - ORMOND BEACH		113	153	58%	266
FL HUD DESTIN, LLC D/B/A GRAND BOULEVARD HEALTH		232	33	12%	265
REGENTS PARK OF BOCA RATON		262	2	1%	264
SAINTS 120 LLC	1	230	33	13%	264
HEATHER HILL HEALTHCARE CENTER		221	42	16%	263
THE SPRINGS AT BOCA CIEGA BAY		254	9	3%	263
TIDEWELL HOSPICE INC		260	3	1%	263
COLOR GENOMICS, INC.	2	254	6	2%	262
LIFE CARE CENTER OF WINTER HAVEN		242	18	7%	260

COVID-19: testing by laboratory

Data through Jan 25, 2021 verified as of Jan 26, 2021 at 09:25 AM

Data in this report are provisional and subject to change.

The numbers in the table below represent the number of Florida and non-Florida residents for whom test results were received by the Department of Health. A person can be tested by more than one laboratory and can have both positive and negative results. **Therefore, the sum of the numbers in each column will be larger than the total number of people tested.**

Reporting lab	Inconclusive	Negative	Positive	Percent positive	Total
FAMILY CARE PARTNERS OF NORTHEAST FLORIDA LLC		192	68	26%	260
CLIFFORD CHESTER SIMS VA NURSING HOME		251	9	3%	260
renaissance health and rehabilitation center		244	15	6%	259
CONSULATE HEALTHCARE OF KISSIMMEE		247	12	5%	259
PIONEER CLINICAL LAB, LLC		168	91	35%	259
FLORIDA WOMAN CARE LABORATORY LLC		232	26	10%	258
PALMS REHABILITATION AND HEALTHCARE CENTER		237	21	8%	258
DAVID SCOTT MADWAR MD PA		232	26	10%	258
BRISTOL AT TAMPA, THE	3	246	8	3%	257
BEAR CREEK NURSING CENTER		252	4	2%	256
SILVER CREEK SENIOR LIVING COMMUNITY		251	5	2%	256
PERSONALIZED GENETIC TESTING	1	162	92	36%	255
Rehabilitation Center for Park Place LLC		247	8	3%	255
PIONEER CLINICAL LAB LLC		195	59	23%	254
AVANTE AT MT DORA		251	2	1%	253
ROSEN MEDICAL CENTER		218	34	13%	252
RULEME CENTER	2	228	22	9%	252
MINUTECLINIC LLC #214		210	42	17%	252
ELMHURST HOSPITAL CENTER	1	235	15	6%	251
AMEERAH LABS, LLC	2	186	62	25%	250
SAMANTHA WILSON CARE CENTER	3	238	9	4%	250
Solaris Healthcare Lake Bennet		218	32	13%	250
HEALTH PARK CARE CENTER		246	3	1%	249
BROWARD PARTNERSHIP	3	243	3	1%	249
SHELL POINT VILLAGE MEDICAL CENTER		246	2	1%	248
AVANTE AT LEESBURG INC		248			248
PROTEUS MOLECULAR AND CLINICAL LAB	1	148	98	40%	247
LAKE PARK OF MADISON		239	7	3%	246
MARTIN MEMORIAL MEDICAL CENTER LAB		128	118	48%	246
JACKSON PLAZA NURSING & REHAB CENTER	3	237	6	2%	246
CARRINGTON PLACE OF ST PETE LLC		242	4	2%	246
LAB DOCTOR		215	31	13%	246
Solaris HealthCare Imperial		239	6	2%	245
QUICK CARE MED		193	52	21%	245
The Care Center at Pinellas Park	1	236	8	3%	245
MALABAR/ADVENT CENTRA CARE		48	196	80%	244
Fernandina Beach Rehabilitation and Nursing Center		242	2	1%	244
PEDIATRIC HEALTH CARE ALLIANCE, PA		222	22	9%	244
HARBOURWOOD	1	238	4	2%	243
ROSEWOOD HEALTHCARE & REHABILITATION CENTER		239	4	2%	243
Heritage Healthcare at Tallahassee		239	4	2%	243
FG RAPID RESULTS	2	115	126	52%	243
BROWARD NURSING & REHABILITATION CTR	8	230	5	2%	243
ARCHER HEALTH VENTURES, LLC		217	25	10%	242
TUSKAWILLA NURSING AND REHAB CENTER	2	232	7	3%	241
TALLAHASSEE NHHI LLC	1	214	26	11%	241
GOOD SAMARITAN CARES		236	5	2%	241

COVID-19: testing by laboratory

Data through Jan 25, 2021 verified as of Jan 26, 2021 at 09:25 AM

Data in this report are provisional and subject to change.

The numbers in the table below represent the number of Florida and non-Florida residents for whom test results were received by the Department of Health. A person can be tested by more than one laboratory and can have both positive and negative results. **Therefore, the sum of the numbers in each column will be larger than the total number of people tested.**

Reporting lab	Inconclusive	Negative	Positive	Percent positive	Total
LONGWOOD FAMILY PRACTICE		190	51	21%	241
BOND CLINIC PA PEDIATRICS DEPT		212	29	12%	241
SERANADES BY SONATA WEST ORANGE		214	26	11%	240
KENNEDY PAIN CLINIC GROUP LLC		213	27	11%	240
Solaris Healthcare Coconut Creek		236	4	2%	240
CHILDRENS CLINIC WEST FLORIDA PEDIATRICS		216	24	10%	240
REHABILITATION CENTER OF LAKE CITY, THE		212	28	12%	240
BAYA POINTE NURSING AND REHABILITATION		156	83	35%	239
ORLANDO VA MEDICAL CENTER			238	100%	238
RIVERS FAMILY MEDICINE PA		174	64	27%	238
ASSOCIATESMD MEDICAL GROUP INC		195	43	18%	238
BRENTWOOD RETIREMENT COMMUNITY	5	204	28	12%	237
PALM GARDEN OF AVENTURA		236	1	0%	237
NATIONS BEST FAMILY HEALTH CARE		87	149	63%	236
BUREAU OF CLINICAL LABORATORIES		198	38	16%	236
Vi at Lakeside Village Skilled Nursing		230	5	2%	235
REGENTS PARK AT AVENTURA		221	14	6%	235
MOOSEHAVEN HEALTH CENTER		202	33	14%	235
OAK HAMMOCK AT THE UNIVERSITY OF FLORIDA		229	6	3%	235
BAY TREE CARE AND REHABILITATION CENTER		197	38	16%	235
ADDINGTON PLACE AT WELLINGTON GREEN		231	3	1%	234
MANOR CARE OF NAPLES FL LLC		230	3	1%	233
MEMPHIS PATHOLOGY LABORATORY	4	212	17	7%	233
SILVERCREST HEALTH AND REHABILITATION CENTER	3	223	6	3%	232
Bay Breeze Senior Living and Rehabilitation Center		181	51	22%	232
CHIPOLA HEALTH AND REHAB		214	17	7%	231
FLORIDA HEART & VASCULAR MULTISPECIALTY GROUP PA		157	74	32%	231
ManorCare Health Services-Palm Harbor	1	229			230
CHAUTAUQUA REHABILITATION AND NURSING CENTER		220	9	4%	229
TGH		1	226	100%	227
TERRACES OF LAKE WORTH CARE CENTER		217	10	4%	227
SUNLAND MARIANNA COX MEDICAL CENTER		189	38	17%	227
HCSO OCCUPATIONAL HEALTH AND WELLNESS CENTER		173	54	24%	227
TIERRA PINES CENTER		216	11	5%	227
LYNN HAVEN SPORTS COMPLEX-WALKON CLINIC		20	206	91%	226
ACCURATE DIAGNOSTIC LABS, INC		212	14	6%	226
MANDARIN PEDIATRICS		209	17	8%	226
PARKS HEALTHCARE & REHABILITATION CTR	4	211	10	4%	225
AMERICAN HOUSE SENIOR LIVING		182	43	19%	225
LEHIGH VALLEY GENOMICS			224	100%	224
DIGNITY HEALING, LLC		213	11	5%	224
Sunset Point Center		220	4	2%	224
FAMILY CARE PARTNERS OF NE FLORIDA LLC		161	61	27%	222
EDGEWATER AT WATERMAN VILLAGE,THE		208	14	6%	222
BROOKDALE PADDOCK HILLS		220	1	0%	221
USA HEALTH UNIVERSITY HOSPITAL CLINICAL LABORATORY	1	215	5	2%	221
CROSS POINTE CARE CENTER	2	219			221

COVID-19: testing by laboratory

Data through Jan 25, 2021 verified as of Jan 26, 2021 at 09:25 AM

Data in this report are provisional and subject to change.

The numbers in the table below represent the number of Florida and non-Florida residents for whom test results were received by the Department of Health. A person can be tested by more than one laboratory and can have both positive and negative results. **Therefore, the sum of the numbers in each column will be larger than the total number of people tested.**

Reporting lab	Inconclusive	Negative	Positive	Percent positive	Total
ABBOTT LABORATORIES		142	78	35%	220
W FRANK WELLS NURSING HOME		193	27	12%	220
MOLECULAR TESTING LABS		179	41	19%	220
CLINICAL ENTERPRISE, INC		203	17	8%	220
Boynnton Beach Rehabilitation Center	2	213	4	2%	219
WESTWOOD HEALTHCARE SNF		183	36	16%	219
HOLIDAY CVS LLC DBA CVS/PHARMACY #0440		213	6	3%	219
URGENT CARE EXPRESS LLC		1	218	100%	219
WOOD LAKE HEALTH AND REHABILITATION CENTER		219			219
AVECINA MOBILE		118	101	46%	219
COMMUNITY HEALTH AND REHABILITATION CENTER		170	48	22%	218
Lakewood Nursing Center		189	29	13%	218
ANCIENT CITY PEDIATRICS		206	12	6%	218
Parkview Rehabilitation Center at Winter Park		213	5	2%	218
LAKE PORT SQUARE		200	17	8%	217
BAPTIST PRIMARY CARE, INC		200	17	8%	217
THE MANOR AT CARPENTERS		185	32	15%	217
INTERNAL MEDICINE & PEDIATRICS OF TAMPA BAY PA		174	43	20%	217
FLORIDA CLINICAL LABORATORY-BIOREFERENCE LABORATORIES		70	147	68%	217
SOUTHWEST ORLANDO FAMILY MEDICINE, PL		176	41	19%	217
MIAMI JEWISH HEALTH SYSTEMS, INC	1	207	8	4%	216
VETERANS AFFAIRS MEDICAL CENTER - MIAMI			216	100%	216
OCALA FAMILY MEDICAL CENTER INC	1	175	40	19%	216
ST. CLOUD REGIONAL MEDICAL CENTER		199	17	8%	216
ADVENTHEALTH EXPRESS CARE AT WALGREENS 49TH STREET		175	41	19%	216
Consulate Health Care of North Fort Myers		203	12	6%	215
HAVEN OF OUR LADY OF PEACE INC		206	8	4%	214
GATEWAY/ADVENT CENTRA CARE	1	24	189	88%	214
FELLOWSHIP HOME AT THE FAIRWAY LLC		208	6	3%	214
BLOCK, NATION, CHASE, AND SMOLEN FAMILY MEDICINE		157	57	27%	214
Chatsworth at PGA National, LLC		203	9	4%	212
CONSULATE HEALTH CARE OF WINTER HAVEN		209	3	1%	212
UNIVERSITY OF TAMPA STUDENT HEALTH AND SHC CLINICAL LABORATORY		70	142	67%	212
POCONO MEDICAL CENTER		212			212
PCB CLINIC		167	45	21%	212
Lake Port Square Health Center		196	15	7%	211
SUNRISE DIAGNOSTIC LABORATORY		158	53	25%	211
CLINICAL PATHOLOGY LABS INC		208	2	1%	210
ST CATHERINE'S WEST REHABILITATION HOSPITAL		197	12	6%	209
THE PALACE NURSING AND REHABILITATION CENTER		209			209
Taylor Care Center		204	5	2%	209
PEDIATRICS IN BREVARD PA		188	21	10%	209
SIGNATURE HEALTHCARE AT THE COURTYARD		162	47	22%	209
NORTH VISTA HOSPITAL LABORATORY		167	41	20%	208
Cross Gardens Care Center		206	1	0%	207
DOCTORS MEMORIAL FAMILY MEDICINE	2	142	63	30%	207
ORANGE COUNTY HEALTH DEPT		197	9	4%	206

COVID-19: testing by laboratory

Data through Jan 25, 2021 verified as of Jan 26, 2021 at 09:25 AM

Data in this report are provisional and subject to change.

The numbers in the table below represent the number of Florida and non-Florida residents for whom test results were received by the Department of Health. A person can be tested by more than one laboratory and can have both positive and negative results. **Therefore, the sum of the numbers in each column will be larger than the total number of people tested.**

Reporting lab	Inconclusive	Negative	Positive	Percent positive	Total
HOMESTEAD VILLAGE		202	4	2%	206
RAINBOW PEDIATRIC CENTER PA		190	15	7%	205
NAPLES CHILDREN'S URGENT CARE		165	40	20%	205
ENCOMPASS HEALTH REHABILITATION HOSPITAL	5	195	5	2%	205
AVON PARK PEDIATRICS INC	3	182	19	9%	204
Avante at Orlando		201	3	1%	204
FULGENT GENETICS	2	163	39	19%	204
ASCENSION MEDICAL GROUP		2	201	99%	203
POLK COUNTY HEALTH DEPARTMENT		178	24	12%	202
HEALTH FIRST - HOLMES REGIONAL MEDICAL CENTER		32	170	84%	202
Avante at Inverness		202			202
FORT MYERS REHABILITATION AND NURSING CENTER		177	25	12%	202
PATHGROUP LABS LLC		97	105	52%	202
EXCEL PEDIATRICS		162	39	19%	201
Governors Creek Health and Rehabilitation	1	198	2	1%	201
VAMC WEST PALM LAB		5	196	98%	201
PRO HEALTH		74	126	63%	200
PAVILION FOR HEALTHCARE, THE		199	1	1%	200
SOLARIS SENIOR LIVING VERO BEACH		192	7	4%	199
Solaris Senior Living North Naples ALF		190	9	5%	199
ADVANCED AMBULATORY SURGERY CENTER		189	10	5%	199
TRENTON MEDICAL CENTER INC DBA PALMS MEDICAL GROUP	4	140	55	28%	199
DEPARTMENT OF HEALTH & HUMAN SERVICES		198			198
Life Care Center of Punta Gorda	1	186	11	6%	198
ADVENT HEALTH - CARROLLWOOD	4	169	25	13%	198
AMBULATORY SURGERY CENTER OF BOCA RATON LTD		196	1	1%	197
WIREGRASS DIRECT PRIMARY CARE PLLC		167	30	15%	197
ESTERO ISLAND MEDICAL CENTER		161	36	18%	197
Orchid Cove at Sarasota		196	1	1%	197
CORAL REEF NURSING & REHABILITATION CENTER		194	2	1%	196
RIVERWOOD HEALTH NH LLC		157	39	20%	196
GLENRIDGE ON PALMER RANCH,THE		189	7	4%	196
FLOMEDILAB		19	177	90%	196
ELMCROFT PINECREST	1	181	13	7%	195
MACTOWN, INC		194	1	1%	195
AMERICAN MEDICAL RESPONSE		190	4	2%	194
CENTERSTONE OF FLORIDA		180	14	7%	194
LASER & SURGERY CENTER OF THE PALM BEACHES		193	1	1%	194
AMERICAN FINNISH NURSING HOME	1	188	5	3%	194
San Jose Health & Rehabilitation		191	3	2%	194
KINDRED HOSPITAL	7	184	3	2%	194
ADVENT HEALTH - ORLANDO		142	52	27%	194
SUPERIOR RESIDENCES OF PANAMA CITY BEACH		187	6	3%	193
Crossbreeze care center		192	1	1%	193
Bayside Health and Rehabilitation		164	29	15%	193
ATLANTIC URGENT CARE		132	61	32%	193
Nspire Health Care Kendall		182	10	5%	192

COVID-19: testing by laboratory

Data through Jan 25, 2021 verified as of Jan 26, 2021 at 09:25 AM

Data in this report are provisional and subject to change.

The numbers in the table below represent the number of Florida and non-Florida residents for whom test results were received by the Department of Health. A person can be tested by more than one laboratory and can have both positive and negative results. **Therefore, the sum of the numbers in each column will be larger than the total number of people tested.**

Reporting lab	Inconclusive	Negative	Positive	Percent positive	Total
PEDIATRICS BY THE SEA		187	5	3%	192
HEALTH LINK DIAGNOSTIC LABORATORIES		182	9	5%	191
ADVENTHEALTH EXPRESS CARE AT		142	49	26%	191
FORT PIERCE HEALTH CARE		186	5	3%	191
FIRST CHOICE PRIMARY CARE		151	40	21%	191
ADVENTHEALTH MEDICAL GROUP PROMPT CAR	1	130	60	31%	191
SUNSHINE URGENT CARE LLC		114	76	40%	190
NSPIRE HEALTHCARE LAUDERHILL		183	6	3%	189
BAYVIEW CENTER		186	3	2%	189
BAPTIST PRIMARY CARE INC	1	167	21	11%	189
WASHINGTON REHAB AND NURSING		180	9	5%	189
CYPRESS POINT LIVING, LLC		175	14	7%	189
JACKSONVILLE KIDS PEDIATRICS, PLLC		164	24	13%	188
WOMEN'S CARE FLORIDA LABORATORY		183	5	3%	188
NEO GENOMICS - FORT MYERS	1	181	6	3%	188
CYPRESS COVE		182	5	3%	187
ABBIEJEAN RUSSELL CARE CENTER		187			187
OKEECHOBEE COUNTY HEALTH DEPT	1	119	66	35%	186
CONSULATE HEALTH CARE OF MELBOURNE		183	3	2%	186
PLANTATION NURSING & REHAB CENTER		186			186
FRICKS PHARMACY		141	45	24%	186
HOLISTIX TREATMENT CENTERS		180	6	3%	186
JAMES A HALEY VETERANS HOSPITAL			186	100%	186
PORT SAINT LUCIE HOSPITAL		177	9	5%	186
OCEAN REEF MEDICAL CENTER		150	35	19%	185
LIFE CARE CENTER OF PORT ST. LUCIE		178	7	4%	185
BOCA RATON REHABILITATION CENTER	4	178	3	2%	185
Whispering Oaks	9	153	23	12%	185
HOLLEY NAVARRE MEDICAL CLINIC		131	54	29%	185
ARCPOINT LABS OF ST PETERSBURG		118	67	36%	185
ADVENT		172	13	7%	185
ADVENT HEALTH CENTRA CARE - DAYTONA BEACH		93	92	50%	185
ST. JAMES BAY HEALTH AND REHABILITATION CENTER		183	1	1%	184
Life Care Center at Inverrary		182	2	1%	184
FLORIDA KEYS PEDIATRICS & ADOLESCENT CENTER		175	9	5%	184
ADVENT HEALTH CENTRA CARE - WESLEY CHAPEL		13	170	93%	183
TRINITY REGIONAL REHAB CENTER		168	15	8%	183
LAKE VIEW CARE CENTER AT DELRAY		177	6	3%	183
PEDIATRIC ASSOCIATES OF OCALA PA		162	21	11%	183
STEWART SEBASTIAN RIVER MEDICAL CENTER		150	32	18%	182
UCC - WELLINGTON		1	181	99%	182
NORTH FLORIDA PEDIATRICS - MARIANNA		146	36	20%	182
Consulate Healthcare of West Palm Beach		167	14	8%	181
FINLAY CLINICAL LABORATORY INC		36	145	80%	181
INN AT ASTON GARDENS, THE		176	5	3%	181
BROOKDALE FORT MYERS CYPRESS LAKE		180	1	1%	181
NADAL PEDIATRICS - VICTORIA STREET (3385)		153	28	15%	181

COVID-19: testing by laboratory

Data through Jan 25, 2021 verified as of Jan 26, 2021 at 09:25 AM

Data in this report are provisional and subject to change.

The numbers in the table below represent the number of Florida and non-Florida residents for whom test results were received by the Department of Health. A person can be tested by more than one laboratory and can have both positive and negative results. **Therefore, the sum of the numbers in each column will be larger than the total number of people tested.**

Reporting lab	Inconclusive	Negative	Positive	Percent positive	Total
ARBOR FACILITY INC		180			180
FHMG FLORIDA HOSPITAL MEDICAL GROUP		152	28	16%	180
LAKESIDE NEUROLOGIC		172	8	4%	180
CONEY ISLAND HOSPITAL		172	7	4%	179
NIGHT LITE PEDIATRICS WINTER GARDEN		144	35	20%	179
ADVENT HEALTH CENTRA CARE - CARROLLWOOD		5	172	97%	177
ANTHEM LAKES LLC		151	26	15%	177
Emory L Bennett State Veterans Nursing Home		173	3	2%	176
BAPTIST HEALTH PRIMARY CARE	1	134	41	23%	176
Heritage Park Rehabilitation & Healthcare		159	17	10%	176
PALM BEACH PEDIATRICS PA	2	159	14	8%	175
OAKBROOK HEALTH AND REHABILITATION CENTER	1	160	14	8%	175
DISCOVERY VILLAGE AT MELBOURNE		160	15	9%	175
The Inn at Sarasota Bay Club		172	2	1%	174
Heartland Healthcare of Ft. Myers	1	173			174
Consulate Health Care of St. Petersburg		174			174
MEDICAL CONSULTANTS OF FLORIDA LLC	1	142	31	18%	174
TARPON POINT NURSING AND REHABILITATION CENTER		171	3	2%	174
WATERMARK LAKE POINTE WOODS LLC		155	18	10%	173
FLORIDA HEALTH CARE PLAN INC		2	171	99%	173
PADDOCK RIDGE		169	3	2%	172
WHITE WILSON MEDICAL IMMEDIATE CARE NICEVILLE		1	171	99%	172
TAVARES PEDIATRICS		144	28	16%	172
ASTON GARDENS AT PELICAN MARSH		169	3	2%	172
BORLAND GROOVER CLINIC	1	140	31	18%	172
ST MARK VILLAGE		168	4	2%	172
AZALEA TRACE		159	12	7%	171
WELLINGTON REGIONAL MEDICAL CENTER		145	26	15%	171
Life Care Center of Sarasota		159	11	6%	170
BOND CLINIC, PA		120	50	29%	170
HUNT CLUB PEDIATRIC ASSOCIATES, P.A.		142	28	16%	170
EVENT MED SERVICES LABORATORY		167	3	2%	170
COLONY CLUB ALF,THE		157	13	8%	170
ORLANDO HEALTH EMERGENCY DEPARTMENT		158	11	7%	169
GOOD SAMARITAN SOCIETY OF DELAND		159	10	6%	169
LAUREL POINT CARE ACQUISITION LLC DBA SANDGATE GARDENS REHAB AND NURSI		146	23	14%	169
ADVENT HEALTH CARE CENTER		160	9	5%	169
CANTERFIELD OF CLAY COUNTY		132	37	22%	169
ALLSOUTH URGENT CARE		6	162	96%	168
PANAMA CITY DEVELOPMENTAL CENTER□		168			168
Concordia Village of Tampa AL		164	4	2%	168
URGENT CARE OF THE PALM BEACHES, NORTH PALM BEACH			167	100%	167
ONESTOP MEDICAL AND URGENT CARE LLC		133	34	20%	167
ADVENT HEALTH CENTRA CARE - TEMPLE TERRACE	1	103	62	37%	166
STATMED QUICK QUALITY CLINIC AT NORTH PINELLAS		65	101	61%	166
HOSPITAL FOR SPECIAL SURGERY		164	2	1%	166
The Waterford		165			165

COVID-19: testing by laboratory

Data through Jan 25, 2021 verified as of Jan 26, 2021 at 09:25 AM

Data in this report are provisional and subject to change.

The numbers in the table below represent the number of Florida and non-Florida residents for whom test results were received by the Department of Health. A person can be tested by more than one laboratory and can have both positive and negative results. **Therefore, the sum of the numbers in each column will be larger than the total number of people tested.**

Reporting lab	Inconclusive	Negative	Positive	Percent positive	Total
CANTERFIELD OF OCALA, LLC		156	9	5%	165
EDGEWOOD NURSING CENTER		157	7	4%	164
SARNO EXTENDED HOURS		104	60	37%	164
CHIPOLA MEDICAL ASSOCIATES, LLC		106	58	35%	164
LAB CORP	1	93	69	42%	163
BRADENTON HEALTH CARE		163			163
CORAL GABLES NURSING & REHABILITATION CENTER		155	8	5%	163
DOCTORS MEMORIAL HOSPITAL		44	119	73%	163
TRI COUNTY NURSING HOME		162	1	1%	163
ALL SEASONS NAPLES LLC		160	2	1%	162
FLORIDA HEALTH CARE PLANS			162	100%	162
ABSOLUTE GENOMICS	1	101	60	37%	162
KR at Hillsborough Lakes/Lutz Healthcare		157	5	3%	162
DE LUNA HEALTH AND REHABILITATION CENTER		145	16	10%	161
SOMERBY LAKE NONA		154	7	4%	161
PRIMECARE OF DOTHAN		111	50	31%	161
NORTH FLORIDA PEDIATRICS PA - DUVAL		139	22	14%	161
Cross Terrace REhabilitation		160	1	1%	161
WALGREENS 10670		143	17	11%	160
KEYSTONE REHAB		160			160
THE RESIDENCE AT TIMBER PINES	4	135	21	13%	160
Surrey Place Healthcare and Rehabilitation		159	1	1%	160
24/7 PEDIATRIC CARE CENTERS INC		147	13	8%	160
GREENBRIAR REHABILITATION AND NURSING CENTER	1	159			160
VITAS HEALTHCARE CORPORATION		156	3	2%	159
VETERANS AFFAIRS ORLANDO VA MEDICAL CENTER			158	100%	158
WUESTHOFF REF LABORATORY			158	100%	158
DISCOVERY VILLAGE AT NAPLES		142	16	10%	158
ROSECASTLE OF CITRUS		132	26	16%	158
ARCADIA HEALTH AND REHABILITATION CENTER		100	57	36%	157
OSPREY VILLAGE AT AMELIA ISLAND LTD		150	7	4%	157
PATRIOT MEDICAL LABORATORIES		151	6	4%	157
MATHISON RETIREMENT COMMUNITY, INC	1	148	8	5%	157
VIERA MANOR ASSISTED LIVING RESIDENCE		150	7	4%	157
BEACON AT GULF BREEZE, THE	2	147	7	4%	156
TIMBERRIDGE NURSING HOME & REHAB		123	33	21%	156
Englewood Healthcare and Rehab		141	15	10%	156
TUSCAN GARDENS OF VENETIA MANAGEMENT COMPANY		150	6	4%	156
COCOA BEACH/ADVENT CENTRA		41	114	74%	155
PALM HARBOR FAMILY PRACTICE & WALK-IN		111	44	28%	155
EDWARD J HEALEY REHAB & NURSING CENTER		155			155
MAGNOLIA FAMILY URGENT CARE		132	23	15%	155
PRUITT HEALTH		153	2	1%	155
ADVENTHEALTH CENTRA CARE TRINITY		136	18	12%	154
AMELIA MEDICAL CARE		15	139	90%	154
PALMETTO FACILITY INC	1	153			154
ARDEN COURTS OF LARGO FL, LLC		140	13	8%	153

COVID-19: testing by laboratory

Data through Jan 25, 2021 verified as of Jan 26, 2021 at 09:25 AM

Data in this report are provisional and subject to change.

The numbers in the table below represent the number of Florida and non-Florida residents for whom test results were received by the Department of Health. A person can be tested by more than one laboratory and can have both positive and negative results. **Therefore, the sum of the numbers in each column will be larger than the total number of people tested.**

Reporting lab	Inconclusive	Negative	Positive	Percent positive	Total
YOUR FAMILY WALK-IN CLINIC		5	148	97%	153
EXOSOME DIAGNOSTICS	1	136	16	10%	153
CITRUS HEALTH AND REHAB		128	25	16%	153
NO FLORIDA PEDIATRICS, PA		129	23	15%	152
Coastal Health and Rehabilitation Center		144	8	5%	152
FAWCETT MEMORIAL HOSPITAL-LAB		39	113	74%	152
SANDY PINES	2	132	18	12%	152
CAYUGA MEDICAL CENTER AT ITHACA		148	3	2%	151
AMA MEDICAL GROUP LLC		125	26	17%	151
DIAMOND RIDGE		147	4	3%	151
CSL PLASMA		28	123	81%	151
MIRACLE HILL NURSING & REHABILITATION CENTER INC		146	5	3%	151
LCS SANDHILL COVE LLC DBA	4	140	6	4%	150
WOODBIDGE FACILITY INC		146	4	3%	150
BENDERSON FAMILY SKILLED NURSING AND □		134	16	11%	150
TUSCAN GARDENS OF PALM COAST		147	3	2%	150
GENE BY GENE		61	88	59%	149
PRECISION HEALTH RESOURCES, LLC	1	133	15	10%	149
Chatham Glen Healthcare and Rehabilitation Center		143	5	3%	148
FAMILY EXPRESS URGENT CARE			148	100%	148
FIRST CHOICE PEDIATRICS SEMORAN		80	68	46%	148
BAY VUE NURSING AND REHABILITATION CENTER		138	10	7%	148
SARAPATH DIAGNOSTICS		52	95	65%	147
ADVENTHEALTH EXPRESS CARE AT WALGREENS		122	25	17%	147
MEDIPATH LLC		2	145	99%	147
WALGREENS 3173		135	12	8%	147
ROSECASTLE OF ZEPHRILLS		144	2	1%	146
GOLD CHOICE SENIOR COMMUNITIES		106	40	27%	146
PONTE VEDRA GARDENS		144	1	1%	145
US MEDICAL CARE, INC		129	16	11%	145
REGENCY CARE OF BLOUNTSTOWN LLC		135	10	7%	145
SUWANNEE VALLEY NURSING CENTER		134	11	8%	145
LEESBURG PEDIATRICS		135	10	7%	145
NCRNC INC		140	4	3%	144
REFUAH HEALTH CENTER LABORATORY		138	6	4%	144
BARKLEY PLACE	1	138	4	3%	143
GUEST HOUSE OCALA, THE		140	3	2%	143
Quail Run Health Care Center		143			143
JEFFERY WEINZWEIG		2	141	99%	143
ZON BEACHSIDE LLC □		117	25	18%	142
PALM BEACH COUNTY HEALTH DEPT LAB	4	132	6	4%	142
ADVENT HEALTH - LAKE NONA		120	22	15%	142
LAKEVIEW INTERNAL MEDICINE		92	50	35%	142
ADVENTHEALTH CENTRA CARE PONCIANA	1	81	60	42%	142
Sunnyside Nursing Home		139	3	2%	142
MEADOWCREST FAMILY PHYSICIANS		92	50	35%	142
PORT ST LUCIE REHABILITATION AND HEALTHCARE		98	43	30%	141

COVID-19: testing by laboratory

Data through Jan 25, 2021 verified as of Jan 26, 2021 at 09:25 AM

Data in this report are provisional and subject to change.

The numbers in the table below represent the number of Florida and non-Florida residents for whom test results were received by the Department of Health. A person can be tested by more than one laboratory and can have both positive and negative results. **Therefore, the sum of the numbers in each column will be larger than the total number of people tested.**

Reporting lab	Inconclusive	Negative	Positive	Percent positive	Total
VENICE REGIONAL BAYFRONT HEALTH (PULMONARY)		126	15	11%	141
UNITED CLINICAL LABORATORIES		132	9	6%	141
GLADES HEALTH CARE CENTER		138	3	2%	141
NEW YORK CITY DEPARTMENT OF HEALTH & MENTAL		114	26	19%	140
MOBILE INFIRMARY MED CENTER PATH LAB		125	15	11%	140
JACKSONVILLE NURSING AND REHAB CENTER		134	5	4%	139
Gulf Coast Healthcare (Longwood Health and Rehab		118	21	15%	139
BRIGHTON EGGERT PHARMACY INC		134	5	4%	139
ARTHREX MEDICAL CENTER		48	90	65%	138
WRIGHTS HEALTH CARE AND REHABILITATION CENTER		108	30	22%	138
AMERICAN PATHOLOGY PARTNERS		136	2	1%	138
MORSELIFE MEMORY CARE RESIDENCE		132	6	4%	138
SEAGRASS VILLAGE FLEMING ISLAND		108	29	21%	137
MANOR AT BLUEWATER BAY		131	6	4%	137
PPC-LAB EDI ORCHARD BI		129	8	6%	137
MILLENNIUM LAB SERVICES			137	100%	137
ADVENT HEALTH CENTRA CARE - CITRUS PARK		9	128	93%	137
HEALTH CARE DISTRICT OF PALM BEACH COUNTY	1	41	94	69%	136
ST ANTHONYS REHABILITATION HOSPITAL	6	128	2	1%	136
ADVENT HEALTH CENTRA CARE - ORANGE CITY	1	53	82	60%	136
SOUTH BALDWIN REGIONAL MEDICAL CENTER		128	8	6%	136
The Crossroads		135	1	1%	136
ADVENT HEALTH CENTRA CARE - DELAND		28	107	79%	135
LA MER NH LLC		131	4	3%	135
GRACE PEDIATRICS		111	24	18%	135
PRECISION GENETICS, INC		132	3	2%	135
LABORATORY OF FLORIDA		83	52	39%	135
IRL MARKET LAB ALACHUA		104	31	23%	135
LUIS A GHIGLINO MD PA		131	4	3%	135
DOCTORS MEMORIAL FAMILY PRACTICE	2	101	32	24%	135
UNIVERSITY OF MIAMI		14	120	90%	134
DAYSRING VILLAGE		112	22	16%	134
FHMG-FLORIDA HOSPITAL MEDICAL GROUP		112	22	16%	134
ADVANCED MEDICAL CENTER		86	48	36%	134
FORT WALTON REHABILITATION CENTER		96	37	28%	133
NORTH FLORIDA INTERNAL MEDICINE PA		104	29	22%	133
SUNNY HILLS ALF OF SEBRING INC		123	10	8%	133
GRAVITY DIAGNOSTICS, LLC		36	96	73%	132
THE REHABILITATION CENTER OF LAKE CITY		127	5	4%	132
OAKS OF KISSIMMEE HEALTH AND REHABILITATION CENTER		129	3	2%	132
LAKEVIEW TERRACE RETIREMENT COMMUNITY		117	15	11%	132
PROVIDENCE HOSPITAL LABORATORY		124	8	6%	132
MID FLORIDA PATHOLOGY LLC MOBILE UNIT #4		87	44	34%	131
THE WELLNESS CENTER AT LAKEWOOD RANCH		43	88	67%	131
LONGWOOD HEALTH AND REHABILITATION CENTER		125	6	5%	131
INTEGRATED REGIONAL LABORATORIES		119	12	9%	131
ADVANCED MEDICAL GROUP		1	129	99%	130

COVID-19: testing by laboratory

Data through Jan 25, 2021 verified as of Jan 26, 2021 at 09:25 AM

Data in this report are provisional and subject to change.

The numbers in the table below represent the number of Florida and non-Florida residents for whom test results were received by the Department of Health. A person can be tested by more than one laboratory and can have both positive and negative results. **Therefore, the sum of the numbers in each column will be larger than the total number of people tested.**

Reporting lab	Inconclusive	Negative	Positive	Percent positive	Total
WEDGEWOOD HEALTHCARE CENTER		90	40	31%	130
CENTRACARE		17	112	87%	129
DOCTOR'S IN HOUSE LABORATORY		18	111	86%	129
BMHSI-AEL MICROBIOLOGY LABORATORY	2	102	25	19%	129
BARTON HEALTH ALLIANCE		94	34	27%	128
DAIRY ROAD URGENT CARE		70	58	45%	128
FAMILY EXTENDED CARE OF CENTRAL TAMPA		113	15	12%	128
LabCorp L#09258090 M#09258105		73	55	43%	128
PEDIATRICS OF GREATER ORLANDO		113	15	12%	128
TRI-COUNTY NURSING HOME		117	11	9%	128
BAY EDUCATORS WELLNESS CENTER		75	52	41%	127
SPRINGS AT LAKE POINTE WOODS		125	2	2%	127
GESSLER CLINIC PA		98	29	23%	127
GRAVITY DIAGNOSTICS		43	84	66%	127
PINNACLES PEDS CARE PA		127			127
HILLSBOROUGH COUNTY DEVELOPMENTAL CTR	1	117	8	6%	126
AFTER HOURS PEDIATRICS INC	1	1	124	98%	126
FOUNTAIN INN NURSING & REHABILITATION CTR, INC		119	6	5%	125
NATURE COAST MEDICAL GROUP		50	75	60%	125
CORE BIO LABS		76	49	39%	125
LIFE CARE CENTER OF ALTAMONTE SPRINGS		102	22	18%	124
REGENCY PARK		106	18	15%	124
SOUTH CAMPUS FACILITY INC		119	5	4%	124
THE ARLINGTON OF NAPLES INC.		121	3	2%	124
THE CLUB AND REHABILITATION CENTER		123	1	1%	124
PALMS MEDICAL GROUP HIGH SPRINGS		103	21	17%	124
ISLAND HEALTH AND REHABILITATION CENTER		122	1	1%	123
GEORGIA DEPARTMENT OF PUBLIC HEALTH	1	4	118	96%	123
CHARTER SENIOR LIVING OF PANAMA CITY BEACH		103	20	16%	123
MV MEDICAL PRACTICE DBA PRIMARY URGENT CARE		116	7	6%	123
CROSSWINDS HEALTH AND REHABILITATION CENTER		122			122
WESLEY HAVEN VILLA	1	113	8	7%	122
VI AT BENTLEY VILLAGE HOME CARE		122			122
WIMAUMA COMMUNITY HEALTH CENTER		95	27	22%	122
MANOR CARE OF PALM HARBOR		122			122
SHOAL CREEK REHABILITATION CENTER		80	42	34%	122
CHILDREN MED CARE INC		104	18	15%	122
ST PETERSBURG PEDIATRICS-SEMINOLE BLVD		95	26	21%	121
ADVENT HEALTH CENTRA CARE - BRANDON		30	91	75%	121
COQUINA CENTER		118	3	2%	121
NOVARI CARE LLC		86	35	29%	121
PARKVIEW HEALTH		121			121
COASTAL INTERNAL MEDICINE		92	28	23%	120
Lakeside Nursing and Rehabilitation Center	1	94	25	21%	120
MEYER PEDIATRICS		107	13	11%	120
PROVISTA DIAGNOSTICS, INC		117	3	3%	120
PALMS FACILITY INC		104	15	13%	119

COVID-19: testing by laboratory

Data through Jan 25, 2021 verified as of Jan 26, 2021 at 09:25 AM

Data in this report are provisional and subject to change.

The numbers in the table below represent the number of Florida and non-Florida residents for whom test results were received by the Department of Health. A person can be tested by more than one laboratory and can have both positive and negative results. **Therefore, the sum of the numbers in each column will be larger than the total number of people tested.**

Reporting lab	Inconclusive	Negative	Positive	Percent positive	Total
STEWARD MEDICAL GROUP		34	85	71%	119
FOUNTAINS OF HOPE LLC, THE		118	1	1%	119
URGENT CARE TCMA			119	100%	119
MATHISON RETIREMENT COMMUNITY		114	5	4%	119
BOSTON RED SOX CLUB LP		117	2	2%	119
COASTAL HEALTH AND REHAB		110	8	7%	118
QUEENS HOSPITAL CENTER		111	7	6%	118
ASAP LABS LLC		106	12	10%	118
RDX BIOSCIENCE		60	58	49%	118
VILLAGE PLACE NH LLC		94	24	20%	118
BROOKDALE OF SPRING HILL	7	111			118
WORKPLACE SCREENING INTELLIGENCE			118	100%	118
Hampton Court Nursing and Rehabilitation Center		117	1	1%	118
WHITE-WILSON MEDICAL CENTER - FORT WALTON BEACH		112	5	4%	117
NEIGHBORHOOD MEDICAL CENTER		112	5	4%	117
SONATA DELRAY BEACH		109	8	7%	117
FARAH MEDICAL		107	9	8%	116
PHYSICIANS REGIONAL MEDICAL CENTER - PINE RIDGE		19	97	84%	116
ARDEN COURTS OF TAMPA		115	1	1%	116
BELVEDERE COMMONS OF FORT WALTON BEACH		107	9	8%	116
Nemours Children's Urgent Care		80	36	31%	116
LEE COUNTY SCHOOL DISTRICT	1	108	7	6%	116
WALGREENS 6221		104	11	10%	115
ALL FLORIDA FAMILY AND SPORTS MEDICINE		101	14	12%	115
ANGELS DIAGNOSTIC GROUP		92	23	20%	115
MINUTECLINIC DIAGNOSTIC OF RHODE ISLAND, LLC #729		111	4	3%	115
RDV SPORTSPLEX PEDIATRICS		94	20	18%	114
SUNFLOWER SPRINGS ASSISTED LIVING		105	9	8%	114
MILLER BIOCONNECT		95	19	17%	114
SURREY PLACE CARE CENTER		107	6	5%	113
ALLIED HEALTH FORT PIERCE		112			112
TREASURE COAST MEDICAL ASSOCIATES		4	108	96%	112
NORTH FL SOUTH GA HCS-MALCOM RANDALL VAMC			112	100%	112
WILLOW BROOKE COURT AT AZALEA TRACE		112			112
BROOKDALE COLONIAL PARK	2	109	1	1%	112
TUSCAN ISLE CHAMPIONSGATE OP CO LLC		110	2	2%	112
RITECARE MEDICAL CENTER		65	46	41%	111
SUNY UPSTATE MEDICAL UNIVERSITY		105	6	5%	111
HIALEAH SHORES NURSING AND REHAB CENTER		103	8	7%	111
DOLPHIN POINTE HEALTH CARE LLC		96	15	14%	111
Signature healthcare of Jacksonville		106	5	5%	111
SEASIDE HEALTH AND REHABILITATION CENTER		54	57	51%	111
LAKE HOUSE ASSISTED LIVING		93	17	15%	110
DIAGNOSTIC LABORATORY OF OKLAHOMA		87	22	20%	109
FLAGLER COUNTY DETENTION CENTER		107	2	2%	109
TIFFANY HALL NURSING AND REHAB CENTER		100	9	8%	109
PLANT CITY PEDIATRICS		92	17	16%	109

COVID-19: testing by laboratory

Data through Jan 25, 2021 verified as of Jan 26, 2021 at 09:25 AM

Data in this report are provisional and subject to change.

The numbers in the table below represent the number of Florida and non-Florida residents for whom test results were received by the Department of Health. A person can be tested by more than one laboratory and can have both positive and negative results. **Therefore, the sum of the numbers in each column will be larger than the total number of people tested.**

Reporting lab	Inconclusive	Negative	Positive	Percent positive	Total
CLEARWATER STATMED QUICK QUALITY CLINICS		36	73	67%	109
EVANS HEALTH CARE		106	2	2%	108
MG PORT CHARLOTTE II SUBTENANT LLC		97	11	10%	108
CRANE CENTER		80	28	26%	108
PHYSICIANS REGIONAL CLINIC		82	26	24%	108
HEARTLAND PEDIATRICS OF LAKE PLACID PA		92	15	14%	107
SONATA COCONUT CREEK	2	89	16	15%	107
GULF COAST MEDICAL CENTER		104	3	3%	107
GRAND OAKS HEALTH & REHABILITATION		106	1	1%	107
CARENOW URGENT CARE - LAKE MARY			107	100%	107
ADVENTHEALTH HOSPICE CARE CENTRAL FLORIDA		107			107
ELAN BUENA VISTA		92	15	14%	107
RESEARCH CENTERS OF AMERICA, LLC		86	20	19%	106
220 GOLDEN, LLC	1	90	15	14%	106
MINUTECLINIC LLC #4987		92	14	13%	106
HEART OF FLORIDA REGIONAL MED CTR		35	71	67%	106
FLORIDA DEPARTMENT OF HEALTH IN LAKE COUNTY	1	68	37	35%	106
BAY VIEW HEALTHCARE		85	21	20%	106
PALM BEACH COUNTY FIREFIGHTERS HEALTH CLINIC, LLC		83	23	22%	106
MONTEFIORE MEDICAL CENTER LABORATORIES - MOSES		96	9	9%	105
MEDICAL CONSULTANTS OF FLORIDA DBA	1	90	14	13%	105
IQBAL A FARUQUI MD		82	23	22%	105
ARDEN COURTS OF FORT MYERS		103	2	2%	105
PHYSICIAN PARTNERS PERRY		49	56	53%	105
FLORIDA HEALTH CARE PLANS INC		1	104	99%	105
VILLAGES REGIONAL HOSPITAL SURGERY CENTER LLC, THE		82	23	22%	105
HOBDAI FAMILY HEALTH LLC		72	32	31%	104
UNIVERSITY MEDICAL CENTER SUITES		91	13	13%	104
AMERICAN HOUSE-BONITA SPRINGS		103	1	1%	104
FAWCETT MEMORIAL HOSPITAL LABORATORY			104	100%	104
GRANDE, THE	2	98	4	4%	104
CLINICA HISPANA		1	103	99%	104
WILLOWBROOKE COURT AT ST ANDREWS ESTATES		99	5	5%	104
CHERRY OAK PALM BEACH COUNTY		98	6	6%	104
PROMPT CARE OF CENTRAL FLORIDA			104	100%	104
ALTAMONTE MD			104	100%	104
ISLAND URGENT CARE PLLC DBA AFC URGENT CARE		102	1	1%	103
SMILEY MEDICAL GROUP		75	28	27%	103
ARDEN COURTS OF DELRAY BEACH FL LLC	3	98	1	1%	102
CARENOW LAKE MARY			102	100%	102
PREDICTIVE LABORATORIES, INC	1	89	12	12%	102
CITRUS MEMORIAL HOSPITAL			102	100%	102
HARBORCHASE OF VERO BEACH		90	12	12%	102
NO FLORIDA PEDIATRICS, PA - BRADFORD		86	16	16%	102
KINDRED HOSPITAL THE PALM BEACHES		97	5	5%	102
HUNT CLUB PEDIATRIC ASSOCIATES PA		52	50	49%	102
PANAMA PHARMACY	3	83	16	16%	102

COVID-19: testing by laboratory

Data through Jan 25, 2021 verified as of Jan 26, 2021 at 09:25 AM

Data in this report are provisional and subject to change.

The numbers in the table below represent the number of Florida and non-Florida residents for whom test results were received by the Department of Health. A person can be tested by more than one laboratory and can have both positive and negative results. **Therefore, the sum of the numbers in each column will be larger than the total number of people tested.**

Reporting lab	Inconclusive	Negative	Positive	Percent positive	Total
NADAL PEDIATRICS		86	16	16%	102
EAST NEW YORK DIAGNOSTIC AND TREATMENT		96	5	5%	101
CLARE BRIDGE OF SARASOTA		99	1	1%	100
Courtyards of Orlando Care Center		94	6	6%	100
ST PETERSBURG PEDIATRICS-EAST BAY		78	22	22%	100
MD 365 MEDICAL CARE		99	1	1%	100
Consulate Health Care of Port Charlotte		98	2	2%	100
THE COURTYARD ASSISTED LIVING		96	4	4%	100
SUNCOAST URGENT CARE		70	30	30%	100
HAWKINS FAMILY MEDICINE LLC		61	39	39%	100
CABANA AT JENSEN DUNES, THE		98	1	1%	99
FINNISH AMERICAN REST HOME-ALF		97	2	2%	99
NORTH FLORIDA EVALUATION AND TREATMENT CENTER	1	93	5	5%	99
CENTRAL FLORIDA HEALTH CARE		47	52	53%	99
NAVY HOSPITAL			99	100%	99
PINELLAS CARE CENTER		71	27	28%	98
FLORIDA COMMUNITY HEALTH CENTERS INC			98	100%	98
PLAZA OF HALLANDALE BEACH		98			98
SEMINOLE COUNTY HEALTH DEPARTMENT		79	19	19%	98
VILLAGE PEDIATRICS LLC		75	23	23%	98
URINEGOODHANDS LLC		96	2	2%	98
TRADITION MEDICAL CENTER LABORATORY		48	50	51%	98
HOSPICE OF ST FRANCIS INC		94	3	3%	97
UNIVERSITY HEALTH SYSTEM INC		87	10	10%	97
SUMMERFIELD EMERGENCY ROOM		76	21	22%	97
HEALTH CENTERS AT BRENTWOOD		96	1	1%	97
GLOBAL CENTRAL LABS AT PPD	2	87	8	8%	97
ADVENT HEALTH CENTRA CARE - APOPKA NORTH		71	26	27%	97
PEDIATRIC ASSOCIATES ORLANDO		82	14	15%	96
WHITE PLAINS HOSPITAL CENTER LAB		92	4	4%	96
KINDRED HOSPITAL-BAY AREA-ST PETERSBURG LAB	1	90	5	5%	96
WELL HEALTH WORKS	1	85	10	10%	96
DEPARTMENT OF HEALTH BUREAU OF FAMILY		95	1	1%	96
ARCPPOINT LABS OF SARASOTA MANATEE		29	67	70%	96
VISTA MANOR		92	4	4%	96
BAYSHORE MEMORY CARE		96			96
FLORIDA ATLANTIC UNIVERSITY STUDENT HEALTH		76	20	21%	96
ARBOR TRAIL		77	18	19%	95
WESTCHESTER MEDICAL CENTER		93	2	2%	95
BROWARD HEALTH CORAL SPRINGS EPIDEMIOLOGY DEPT		1	94	99%	95
SIGNATURE HEALTHCARE OF PORT CHARLOTTE		88	7	7%	95
CROSS CITY REHABILITATION AND HEALTH CARE CENTER		72	23	24%	95
DEVANSH LAB WERKS INC		79	16	17%	95
THE TERRACE OF KISSIMMEE		80	15	16%	95
VIPEDIATRICS PLLC		88	7	7%	95
PEDIATRIC SPECIALISTS MEDICAL GROUP	1	84	9	10%	94
JPR URGENT MEDICAL CARE		94			94

COVID-19: testing by laboratory

Data through Jan 25, 2021 verified as of Jan 26, 2021 at 09:25 AM

Data in this report are provisional and subject to change.

The numbers in the table below represent the number of Florida and non-Florida residents for whom test results were received by the Department of Health. A person can be tested by more than one laboratory and can have both positive and negative results. **Therefore, the sum of the numbers in each column will be larger than the total number of people tested.**

Reporting lab	Inconclusive	Negative	Positive	Percent positive	Total
CHARLES CROFT MD	1	92	1	1%	94
DIAGNOSTIC SOLUTIONS		3	91	97%	94
North Lake Care Center		93	1	1%	94
STERLING HOUSE OF DELAND		94			94
PICH KTM CORP DBA MEDTOWN PHARMACY		79	15	16%	94
TGH URGENT CARE - SEMINOLE			94	100%	94
WESTWOOD NURSING & REHAB		63	31	33%	94
WELLNOW URGENT CARE PC		94			94
SOUTH BALDWIN MEDICAL CENTER GULF SHORES		74	20	21%	94
AYERS HEALTH & REHABILITATION CENTER		90	4	4%	94
MARKET STREET VIERA		92	1	1%	93
MAINSTREAM DIAGNOSTIC LABORATORY LLC		80	13	14%	93
VITAS HEALTHCARE CORPORATION OF FLORIDA		91	2	2%	93
DB MD		86	7	8%	93
CLEVELAND CLINIC FOUNDATION		12	80	87%	92
HERON CLUB AT PRESTANCIA		89	2	2%	91
CITRUS MEMORIAL HEALTH SYSTEM LAB		2	89	98%	91
HURLBURT FIELD CLINIC		39	52	57%	91
VILLA MARIA WEST SKILLED NURSING FACILITY		85	6	7%	91
FAMILY MEDICAL CARE OF PALM BEACH		41	50	55%	91
WHITE WILSON MEDICAL CENTER IMMEDIATE CARE		9	82	90%	91
ST MARK ASSISTED LIVING CENTER	1	79	11	12%	91
HOLISTIC PEDIATRICS GROUP LLC		75	15	17%	90
ADVENT HEALTH CENTRA CARE - WATERMAN		78	12	13%	90
MY CLINICAL LAB INC		17	73	81%	90
PENSACOLA PEDIATRICS, PA		76	14	16%	90
Avante at Melbourne		90			90
KEYS MEDICAL GROUP			90	100%	90
KORGENE LAB	1	23	66	73%	90
BROOKDALE ORANGE PARK		89			89
KALEIDA HEALTH CENTER FOR LABORATORY		83	6	7%	89
Cross Landings Health and Rehabilitation		88	1	1%	89
SUMMIT MEDICAL GROUP		80	9	10%	89
LATE HOURS URGENT CARE		51	38	43%	89
VIERA HOSPITAL			89	100%	89
Sandy Ridge Center for Rehabilitation and Healing		71	18	20%	89
GOVERNOR'S CREEK HEALTH & REHABILITATION		87	1	1%	88
AVERO DIAGNOSTICS		64	24	27%	88
MACADAMS HOME HEALTH AGENCY		87	1	1%	88
FREEDOM INN AT TARPON SPRINGS		81	7	8%	88
EMERITUS AT NAPLES	2	86			88
VILLAS OF HOLLY BROOK - BRADENTON 14TH		88			88
ADVENT HEALTH - PALM HARBOR ER		64	23	26%	87
QUICK CARE MED PL CR		80	7	8%	87
PACIFIC ANALYTICS			87	100%	87
JOHN KNOX VILLAGE OF FLORIDA ALF	1	83	3	3%	87
BRANDON HEALTH AND REHABILITATION CENTER	1	85	1	1%	87

COVID-19: testing by laboratory

Data through Jan 25, 2021 verified as of Jan 26, 2021 at 09:25 AM

Data in this report are provisional and subject to change.

The numbers in the table below represent the number of Florida and non-Florida residents for whom test results were received by the Department of Health. A person can be tested by more than one laboratory and can have both positive and negative results. **Therefore, the sum of the numbers in each column will be larger than the total number of people tested.**

Reporting lab	Inconclusive	Negative	Positive	Percent positive	Total
ARBOR GLEN AT ARBOR TRACE	2	75	9	10%	86
NAVARRE GARDENS LLC		62	24	28%	86
CONSULATE HEALTH CARE OF SARASOTA		86			86
BIODESIX, INC.		65	21	24%	86
DISCOVERY VILLAGE AT THE FORUM		86			86
MAGNOLIA DIAGNOSTIC		2	84	98%	86
LODGE HEALTH AND REHABILITATION CENTER, THE		64	22	26%	86
LIFE BRITE		71	14	16%	85
W. FRANK WELLS NURSING HOME		84	1	1%	85
SEA PINES REHABILITATION HOSPITAL		84	1	1%	85
NORTH FLORIDA SPINE AND WELLNESS		66	19	22%	85
WEST COAST FAMILY MEDICAL CARE		62	23	27%	85
HARBORCHASE OF NAPLES		72	13	15%	85
MIAMI SHORES NURSING & REHAB		85			85
CLYDE E LASSEN STATE VETERANS NURSING HOME		59	25	30%	84
STUART LODGE LIVING LLC		61	23	27%	84
ISLAND DOCTORS		8	76	90%	84
NSPIRE HEALTHCARE TAMARAC		80	4	5%	84
NITE LITE PEDIATRICS - JACKSONVILLE		76	8	10%	84
PINES OF SARASOTA GARDEN		84			84
ARDEN COURTS OF SEMINOLE		80	4	5%	84
MAGNOLIA MEDICAL CLINIC		10	74	88%	84
LECONTE MEDICAL CENTER LAB		66	18	21%	84
MIAMI BEACH COMMUNITY HEALTH CENTER		1	83	99%	84
DOS OF NORTH SHORES NURSING & REHAB CENTER		84			84
CAREMOUNT MEDICAL - PATHOLOGY		81	3	4%	84
J FRANK AVEY MD		65	18	22%	83
QPS, LLC		81	2	2%	83
LAKE GIBSON VILLAGE, LLC		81	2	2%	83
LAFAYETTE NURSING AND REHABILITATION CENTER		81	2	2%	83
LABCORP EMPLOYER SERVICES		82	1	1%	83
WALTON PLACE		83			83
SEMINOLE SPORTS AND FAMILY MEDICINE		72	10	12%	82
PRIME HEALTH OF NORTH PORT LLC		75	7	9%	82
LAB		29	53	65%	82
THE PAVILION FOR HEALTH CARE		72	10	12%	82
MACCLENNY NURSING AND REHAB		68	14	17%	82
SEAVIEW NURSING AND REHABILITATION CENTER		82			82
RIVERSIDE RECOVERY OF TAMPA		81	1	1%	82
SOUTH GEORGIA MEDICAL CENTER		48	34	41%	82
BIO-TECH CLINICAL LABORATORIES		41	40	49%	81
East Bay Rehabilitation Center		47	34	42%	81
ORLANDO LUTHERAN TOWERS ASSISTED LIVING		81			81
MIDWAY PRIMARY CARE, LLC		79	2	2%	81
FIRSTCARE CLINIC		39	42	52%	81
LANDMARK, THE		38	43	53%	81
PINELLAS COUNTY JAIL			81	100%	81

COVID-19: testing by laboratory

Data through Jan 25, 2021 verified as of Jan 26, 2021 at 09:25 AM

Data in this report are provisional and subject to change.

The numbers in the table below represent the number of Florida and non-Florida residents for whom test results were received by the Department of Health. A person can be tested by more than one laboratory and can have both positive and negative results. **Therefore, the sum of the numbers in each column will be larger than the total number of people tested.**

Reporting lab	Inconclusive	Negative	Positive	Percent positive	Total
PEDIATRICS IN BREVARD PA- ROCKLEDGE		54	27	33%	81
RESTORE HEALTH URGENT CARE		22	59	73%	81
RIDGEWOOD DIAGNOSTIC LABORATORY		77	4	5%	81
HOSPICE OF THE TREASURE COAST		77	3	4%	80
Mt Sinai Aventura			80	100%	80
ST PETERSBURG PEDIATRICS-PARK BLVD		66	14	18%	80
CRYSTAL RIVER HEALTH & REHAB		80			80
AMERICAN FAMILY MEDICAL LLC		48	32	40%	80
MEDICATION ROOMS-CSU/CI NURSE STATION	1	72	7	9%	80
SONATA WEST		77	2	3%	79
EDGEWATER AT WATERMAN VILLAGE		78	1	1%	79
CBS LABS OF TAMPA LLC		3	76	96%	79
Crystal Health & Rehab Center		77	2	3%	79
BALMORAL TENANT SERVICES INC	1	43	35	44%	79
LABCORP RTP		31	48	61%	79
VETERANS AFFAIRS MEDICAL CENTER - PALO ALTO		28	51	65%	79
TGH URGENT CARE - TYRONE		2	77	97%	79
MEMORY CARE OF NAPLES		79			79
MARTIN ACQUISITION 1 LLC DBA		67	12	15%	79
MIAMI VA HEALTHCARE SYSTEM			79	100%	79
HOSPICE OF THE EMERALD COAST INC - PANAMA CITY	2	72	5	6%	79
SONNIS PEDIATRICS PA		68	11	14%	79
CATHOLIC HEALTH SYSTEM DEPT LABORATORY		77	2	3%	79
STERLING HOUSE OF PUNTA GORDA		79			79
CANOPY ON BERRYHILL, THE		48	30	38%	78
LABFIRST - DEPARTMENT OF PATHOLOGY		75	3	4%	78
PALMS EDGE	1	71	6	8%	78
HIGHLANDS MEDICAL CENTER		75	3	4%	78
SAMIR EBEID MD		71	7	9%	78
SOUTHLAND SUITES OF ORMOND BEACH	3	74			77
PLYMOUTH HOME FOR ADULTS, INC.	8	68	1	1%	77
MICRO PATH LABORATORIES INC		75	2	3%	77
TRUE NORTH HEALTH NAVIGATION LLC DBA DISPATCHHEALTH	1	60	16	21%	77
ERIE COUNTY MEDICAL CTR CLINICAL LABS		73	4	5%	77
ORANGE CITY NURSING AND REHAB		75	2	3%	77
KINDRED HOSPITAL MELBOURNE		75	2	3%	77
Madison Health and Rehabilitation Center		42	35	45%	77
SEVEN HILLS HEALTH AND REHABILITATION CENTER		61	16	21%	77
The Grove Health and Rehabilitation		56	21	27%	77
STONY BROOK UNIVERSITY MEDICAL CENTER		65	12	16%	77
BENTON HOUSE AT OAKLEAF		51	26	34%	77
CENTRAL FLORIDA HEALTHCARE GROUP LLC		61	15	20%	76
WINDSOR REFLECTIONS		75	1	1%	76
NORTH PORT REHABILITATION AND NURSING CENTER		75	1	1%	76
DYNAMIC MEDICAL USA			76	100%	76
HERITAGE HEALTHCARE AND REHABILITATION CENTER		75	1	1%	76
CLINICAL PATHOLOGY ASSOCIATES-SONIC REFERENCE LAB		76			76

COVID-19: testing by laboratory

Data through Jan 25, 2021 verified as of Jan 26, 2021 at 09:25 AM

Data in this report are provisional and subject to change.

The numbers in the table below represent the number of Florida and non-Florida residents for whom test results were received by the Department of Health. A person can be tested by more than one laboratory and can have both positive and negative results. **Therefore, the sum of the numbers in each column will be larger than the total number of people tested.**

Reporting lab	Inconclusive	Negative	Positive	Percent positive	Total
HUNTSVILLE HOSPITAL LABORATORY		51	24	32%	75
ADVENTHEALTH EXPRESSCARE		45	30	40%	75
S-H THIRTY-FIVE OPCO- PORT ST LUCIE, LLC	1	74			75
ATRIUM AT LIBERTY PARK		71	4	5%	75
LAKE MORTON PLAZA		72	3	4%	75
BOND CLINIC PA		43	32	43%	75
NEW SMYRNA BEACH URGENT CARE			75	100%	75
JUPITER MEDICAL CENTER URGENT CARE - STUART		49	26	35%	75
MOBILE PHYSICIAN SERVICES INC		67	8	11%	75
KINDRED HOSPITAL NORTH FLORIDA	2	68	5	7%	75
WALGREENS #12673		73	2	3%	75
IMA MEDICAL GROUP		38	37	49%	75
CHEEK AND SCOTT DRUGS INC		62	13	17%	75
NOAH CLINICAL LABORATORY		63	11	15%	74
PARK OF THE PALMS INC		74			74
WINDSOR OF LAKEWOOD RANCH,THE		74			74
WINDSOR OAKS		73	1	1%	74
The Crossings		74			74
WHITE WILSON MEDICAL CENTER PA - NAVARRE		3	71	96%	74
ADVENT HEALTH - DELTONA ER		45	28	38%	73
PROMEDICA LABORATORIES		21	52	71%	73
CONSULATE HEALTH CARE - LAKE MARY		72	1	1%	73
GRAND OAKS OF JENSEN BEACH LLC		73			73
Centre Pointe Health and Rehabilitation Center		67	6	8%	73
PENNSYLVANIA DEPT OF HEALTH		20	53	73%	73
SCOTT LAKE HEALTH AND REHABILITATION CENTER		71	2	3%	73
MINUTECLINIC DIAGNOSTIC OF SOUTH CAROLINA, LLC		64	9	12%	73
HEALTH FIRST - PALM BAY HOSPITAL		2	71	97%	73
ELMCROFT OF BELLA VITA		64	8	11%	72
BROWARD HEALTH MEDICAL CENTER		3	69	96%	72
ALTERNATIVE LIVING, INC DBA TWIN CITIES PAVILION		72			72
AZALEA TRACE PHYSICIAN SERVICES		72			72
BROOKDALE FORT MYERS THE COLONY		68	4	6%	72
HAVEN OF OUR LADY OF PEACE		72			72
BROOKDALE OVIEDO		70	2	3%	72
FLAGLER COLLEGE HEALTH SERVICES		49	23	32%	72
HUNTINGTON HOSPITAL LABORATORY		69	3	4%	72
JACKSONVILLE UNIVERSITY		68	4	6%	72
AMMON LABS		61	10	14%	71
SUMMIT MEDICAL GROUP PA		64	7	10%	71
MD 365 MEDICAL CARE PLLC		71			71
STERLING HOUSE OF TALLAHASSEE	3	62	6	8%	71
KINDRED HOSPITAL - SOUTH FLORIDA		71			71
ADVANCED LAB		67	4	6%	71
EAST ALABAMA MEDICAL CENTER LABORATORY		59	12	17%	71
The Ponce Therapy Care Center		67	4	6%	71
DOUGLAS T JACOBSON STATE VETERANS HOME		71			71

COVID-19: testing by laboratory

Data through Jan 25, 2021 verified as of Jan 26, 2021 at 09:25 AM

Data in this report are provisional and subject to change.

The numbers in the table below represent the number of Florida and non-Florida residents for whom test results were received by the Department of Health. A person can be tested by more than one laboratory and can have both positive and negative results. **Therefore, the sum of the numbers in each column will be larger than the total number of people tested.**

Reporting lab	Inconclusive	Negative	Positive	Percent positive	Total
CRAIG BERGER MD PL D/B/A BAY AREA EYE INSTITUTE		70			70
Highlands Regional Hospital		63	7	10%	70
SUNCOAST COMMUNITY HEALTH CENTERS PEDIATRICS		21	49	70%	70
ADVENTHEALTH MEDICAL GROUP PRIMARY CARE		67	3	4%	70
CENTRAL BALDWIN IMMEDIATE CARE & FAMILY PRACTICE		54	16	23%	70
POINTE, THE		66	4	6%	70
EMBRY RIDDLE AERONAUTICAL UNIVERSITY HEALTH SERVICES			70	100%	70
QUICK CARE MED LLC	1	59	10	14%	70
MEMORIAL MANOR		70			70
PARKSIDE INN	3	64	2	3%	69
NAPHCARE, INC AT MANATEE COUNTY JAIL		44	25	36%	69
SUMMIT AT VENICE	2	63	4	6%	69
MINNESOTA TWINS		66	3	4%	69
WALGREENS 9627		63	6	9%	69
A2Z DIAGNOSTICS		68	1	1%	69
SENIOR LIVING VII TAMPA LLC	1	59	9	13%	69
SUNSHINE GARDENS		69			69
SIMED LABORATORY		57	12	17%	69
OPPENHEIMER PLASTIC SURGERY LLC		64	5	7%	69
USF HEALTH MORSANI CENTER		5	64	93%	69
BEACHES PEDIATRICS PA		64	5	7%	69
ADVENTHEALTH MEDICAL GROUP FAMILY MEDICINE AT		51	18	26%	69
A COUNTRY PLACE ASSISTED LIVING FACILITY		68	1	1%	69
HERITAGE HEALTHCARE AND REHABILITATION CENTER		69			69
ADVANCED EMURGENT CARE		27	42	61%	69
PANCARE HEALTH GULF COUNTY		50	18	26%	68
SUNCOAST OPTIMAL WELLNESS		23	45	66%	68
WATERCREST ST LUCIE WEST	1	64	3	4%	68
Avante at St Cloud, Inc.		66	2	3%	68
DAYSRING SENIOR LIVING LLC		66	2	3%	68
Oakhurst Center		65	3	4%	68
LAB PLUS, LLC AT SAINT THOMAS WEST HOSPITAL		54	14	21%	68
SAN JOSE SENIOR CARE LLC	1	43	24	35%	68
FLORIDA PEDIATRIC GROUP		27	41	60%	68
AEL- MEMPHIS		17	51	75%	68
HAWTHORN HOUSE		55	12	18%	67
ASHRAF MEDICAL GROUP PLLC DBA PULSE MD		65	2	3%	67
CHAMBREL AT ISLAND LAKE		64	3	4%	67
EC OPCO CARROLLWOOD LLC		61	6	9%	67
MD LABS		40	27	40%	67
ST PETERSBURG PEDIATRICS-SEMINOLE		57	10	15%	67
MCW MENTAL HEALTH LLC		65	2	3%	67
ST VINCENT'S BIRMINGHAM		63	4	6%	67
PLANTATION GENERAL HOSPITAL CLINICAL LAB		26	41	61%	67
MEDEX MEDICAL EXPRESS OF PALATKA			66	100%	66
TUSCAN ISLE OPERATING COMPANY LLC DBA		63	3	5%	66
MEASE MANOR INC		62	4	6%	66

COVID-19: testing by laboratory

Data through Jan 25, 2021 verified as of Jan 26, 2021 at 09:25 AM

Data in this report are provisional and subject to change.

The numbers in the table below represent the number of Florida and non-Florida residents for whom test results were received by the Department of Health. A person can be tested by more than one laboratory and can have both positive and negative results. **Therefore, the sum of the numbers in each column will be larger than the total number of people tested.**

Reporting lab	Inconclusive	Negative	Positive	Percent positive	Total
CLERMONT URGENT CARE			66	100%	66
VIERA DEL MAR HEALTH AND REHABILITATION CENTER		63	3	5%	66
DELAND WELLNESS CENTER			66	100%	66
ASSOCIATED CLINICAL LABORATORIES		59	7	11%	66
GV NAPLES OPCO, LLC		64	1	2%	65
ELLENTON PEDIATRICS PA		57	8	12%	65
OAK MANOR NURSING HOME		62	3	5%	65
PSL NAPLES BH OPERATIONS, LLC		65			65
AVANTE AT OCALA INC		55	10	15%	65
Peninsula Care and Rehab		58	7	11%	65
OKEECHOBEE URGENT CARE		17	48	74%	65
CENTURY CENTER FOR REHABILITATION & HEALING		48	17	26%	65
STONY BROOK SOUTHAMPTON		64	1	2%	65
HIGHLANDS URGENT CARE			65	100%	65
GENPATH			65	100%	65
ALTAMONTE PEDIATRIC ASSOCIATES		31	34	52%	65
CL BRUMBACK PRIMARY CARE CLINICS		16	49	75%	65
NXGEN MDX		20	44	69%	64
EISENHOWER ARMY MEDICAL CENTER		60	4	6%	64
RARITAN BAY PERTH AMBOY		58	6	9%	64
MED EXPRESS		6	58	91%	64
CARE CENTERS OF NASSAU		62	2	3%	64
JUPITER MEDICAL CENTER URGENT CENTER		45	19	30%	64
NEMOURS CHILDRENS PRIMARY CARE OVIEDO		51	13	20%	64
JOSEPH L MORSE GERIATRIC CENTER	2	59	3	5%	64
OUT OF STATE		40	24	38%	64
GREENLEAF ALF		63	1	2%	64
MED COMP SCIENCES		1	62	98%	63
F&T MEDICAL RESEARCH, INC		63			63
MEDI CLINIC SARASOTA INC		62	1	2%	63
VIERA HEALTH AND REHABILITATION CENTER		62	1	2%	63
WADSWORTH HEALTH CENTER		60	3	5%	63
DIATHERIX LABORATORIES		33	30	48%	63
APC PEDIATRICS AT RYE ROAD MEDICAL PARK		63			63
SUMMER VISTA ASSISTED LIVING		38	25	40%	63
EXACT SCIENCES LABORATORIES, LLC		15	47	76%	62
OVERLOOK HOSPITAL LABORATORY		57	5	8%	62
EXPERTUS LABORATORIES INC		24	38	61%	62
SANIBEL INTERNAL MEDICINE, LLC		60	2	3%	62
THREE OAKS PHARMACY INC		59	3	5%	62
PORT CHARLOTTE REHABILITATION CENTER		52	10	16%	62
GEORGE SAFRAN MD PC		57	5	8%	62
JACKSON COUNTY HEALTH DEPARTMENT		29	33	53%	62
CATHOLIC HEALTH SERVICES REGIONAL LAB		55	7	11%	62
BOND CLINIC DR ELDEEB		35	26	43%	61
AMERICAN FAMILY MEDICAL		48	13	21%	61
EMERALD COAST HOSPICE		60	1	2%	61

COVID-19: testing by laboratory

Data through Jan 25, 2021 verified as of Jan 26, 2021 at 09:25 AM

Data in this report are provisional and subject to change.

The numbers in the table below represent the number of Florida and non-Florida residents for whom test results were received by the Department of Health. A person can be tested by more than one laboratory and can have both positive and negative results. **Therefore, the sum of the numbers in each column will be larger than the total number of people tested.**

Reporting lab	Inconclusive	Negative	Positive	Percent positive	Total
BROWARD HEALTH MEDICAL CENTER CLINICAL LAB			61	100%	61
ISLAND COAST PEDIATRICS		56	5	8%	61
Stratford Court of Palm Harbor		51	10	16%	61
JEFFERSON COUNTY HEALTH DEPARTMENT-MONTICELLO		40	21	34%	61
PANCARE HEALTH - MALONE CLINIC		56	5	8%	61
WASHINGTON REHABILITATION AND NURSING CENTER		51	10	16%	61
HOSPICE OF MARTIN & ST LUCIE, INC		57	3	5%	60
TWIN CREEKS ASSISTED LIVING & MEMORY CARE		57	3	5%	60
LAKELAND REGIONAL HEALTH		36	24	40%	60
LENOX HILL HOSPITAL		54	6	10%	60
A PLUS PEDIATRICS		49	11	18%	60
ARBOR TERRACE SAN JOSE LLC	3	56	1	2%	60
FLORIDA DEPARTMENT OF HEALTH IN TAYLOR COUNTY		29	31	52%	60
QUALITY URGENT CARE AND WELLNESS PL		32	28	47%	60
RITECARE MED CTR H			59	100%	59
PUBLIC SQUARE PHARMACY LLC		45	14	24%	59
BIOTECH		52	7	12%	59
FHMG LAKE MARY PEDS		47	12	20%	59
ATMORE COMMUNITY HOSPITAL LABORATORY		40	19	32%	59
INTERNAL LAB		50	9	15%	59
PANIRA HEALTHCARE CLINIC		2	57	97%	59
VITAS HEALTHCARE		55	4	7%	59
BIG BOCA SMILES LLC		57	2	3%	59
LAKE REGIONAL URGENT CARE		2	57	97%	59
MILLENIUUM PHYSICIANS GROUP		1	58	98%	59
LAKE HOWELL FAMILY MEDICINE ASSOCIATES		50	9	15%	59
NORTH SHORE MEDICAL LABS	1	52	5	9%	58
COOPER FAMILY MEDICAL PLLC		42	16	28%	58
Golfview Healthcare Center		58			58
SAMFORD UNIVERSITY HEALTH SERVICES		57	1	2%	58
THE CANOPY AT BERRYHILL		58			58
Margate Health and Rehabilitation Center		56	2	3%	58
D PEDIATRICS		54	4	7%	58
MINUTECLINIC DIAGNOSTIC OF TEXAS, LLC		51	7	12%	58
ROSECASTLE AT DELANEY CREEK		57	1	2%	58
VETERANS AFFAIRS MEDICAL CENTER - GULF COAST		27	31	53%	58
JUNO DERMATOLOGY LLC		53	5	9%	58
SEMINOLE TRIBE OF FLORIDA		41	16	28%	57
FLORIDA MEDICAL CLINIC LLC		37	20	35%	57
ALZHEIMERS CARE CENTER OF VIERA LTD		37	20	35%	57
MALCOM RANDALL DEPT OF VAMC			57	100%	57
WILSON MEMORIAL REGIONAL MEDICAL CENTER		53	4	7%	57
JERICOHO URGENT CARE		54	3	5%	57
MENTAL HEALTH CARE INC		48	9	16%	57
PALM BAY URGENT CARE		28	29	51%	57
NORTH SHORE UNIVERSITY HOSPITAL LABORATORY		51	6	11%	57
KAPG FLEMING ISLAND SENIOR HOUSING OPCO LLC	1	56			57

COVID-19: testing by laboratory

Data through Jan 25, 2021 verified as of Jan 26, 2021 at 09:25 AM

Data in this report are provisional and subject to change.

The numbers in the table below represent the number of Florida and non-Florida residents for whom test results were received by the Department of Health. A person can be tested by more than one laboratory and can have both positive and negative results. **Therefore, the sum of the numbers in each column will be larger than the total number of people tested.**

Reporting lab	Inconclusive	Negative	Positive	Percent positive	Total
ASCENSION SACRED HEART BAY LABORATORY		54	3	5%	57
EAGLES WATCH CLUSTER		47	9	16%	56
TIFFANY HALL NURSING AND REHAB		44	12	21%	56
PRIMECARE AT TWIN LAKES			56	100%	56
LAKELAND REGIONAL HEALTH LAKE MIRIAM		24	32	57%	56
TUKA PEDIATRICS		7	49	88%	56
HORIZON ALF		55	1	2%	56
BAPTIST HEALTH SOUTH FLORIDA - WEST BOCA URGENT CARE		34	22	39%	56
SACRED HEART HEALTH SYSTEM INC		36	20	36%	56
INDIGO MANOR		22	34	61%	56
BIOREFERENCE LABORATORIES		6	50	89%	56
TBI RESIDENTIAL SERVICES, INC.		44	11	20%	55
PREMIER MEDICAL ASSOCIATES ALL FLORIDA LLC		54	1	2%	55
CORAL GABLES HOSPITAL			55	100%	55
ROHR HOME		52	3	5%	55
KENDALL REGIONAL MEDICAL CENTER LAB	3		52	95%	55
SONATA HUNTERS CREEK		47	8	15%	55
ARBOR OAKS AT TYRONE	5	50			55
UNITED LABORATORY SERVICES CORPORATION		38	16	30%	54
VENICE REGIONAL MEDICAL CENTER BAYFRONT HEALTH		12	42	78%	54
SARASOTA CO. HEALTH DEPT # 58		40	14	26%	54
LUTHERAN HAVEN ASSISTED LIVING		54			54
CLERMONT HEALTH AND REHAB		40	14	26%	54
CERTUS MTD OPCP LLC		52	2	4%	54
BAY PINES MEDICAL ASSOCIATES		1	53	98%	54
CLARE BRIDGE OF CAPE CORAL		54			54
ADVENT HEALTH - PALM COAST		1	53	98%	54
ST. CLOUD MEDICAL GROUP		54			54
STEINHATCHEE FAMILY MEDICAL CENTER	1	47	6	11%	54
ACE BIOMEDICAL LABS LLC		44	10	19%	54
JUNIPER VILLAGE AT NAPLES		53	1	2%	54
BAPTIST MEDICAL CENTER SOUTH		38	15	28%	53
Osprey Point Nursing Center		51	2	4%	53
HEALTHPOINT MED GRP OF THE EMERALD COAST LLC		38	15	28%	53
ST FRANCIS HOSPITAL		45	8	15%	53
ADVENT HEALTH CENTRA CARE - WINTER GARDEN		11	42	79%	53
MED ONE AT SAINT AUGUSTINE		33	20	38%	53
JACOBI MEDICAL CENTER		50	3	6%	53
HEARTLAND HEALTHCARE AND REHAB CENTER		30	22	42%	52
HERNANDO COUNTY FIRE RESCUE DISTRICT		24	28	54%	52
INTERNAL MEDICINE SPECIALIST		46	6	12%	52
ADVENT HEALTH		49	3	6%	52
VPA PC LAB		48	4	8%	52
SNH BRFL TENANT LLC	2	50			52
FLORIDA MEDICAL CLINIC PA		45	7	13%	52
MINUTECLINIC DIAGNOSTIC OF OHIO LLC		39	13	25%	52
NITE LITE PEDIATRICS - PORT ST. LUCIE		43	9	17%	52

COVID-19: testing by laboratory

Data through Jan 25, 2021 verified as of Jan 26, 2021 at 09:25 AM

Data in this report are provisional and subject to change.

The numbers in the table below represent the number of Florida and non-Florida residents for whom test results were received by the Department of Health. A person can be tested by more than one laboratory and can have both positive and negative results. **Therefore, the sum of the numbers in each column will be larger than the total number of people tested.**

Reporting lab	Inconclusive	Negative	Positive	Percent positive	Total
FERN PARK DEVELOPMENTAL CENTER			52	100%	52
TURNING POINT OF TAMPA		45	6	12%	51
SONATA BOCA RATON		48	3	6%	51
APOLLOMDX LABS		29	22	43%	51
EMERALD COAST BEHAVIORAL HOSPITAL		47	4	8%	51
PHYSICIANS PRIMARY CARE OF SOUTHWEST FLORIDA		39	12	24%	51
ALL MY KIDS PEDIATRICS INC		36	15	29%	51
AFTER HOURS PEDIATRICS			51	100%	51
ALEXANDER NININGER STATE VETERANS		51			51
AVANTE ST CLOUD		48	3	6%	51
GULFVIEW MEDICAL INSTITUTE		51			51
LAKE CITY VA MEDICAL CENTER			51	100%	51
BARRY UNIVERSITY STUDENT HEALTH SERVICES		37	13	26%	50
AMERICAN HOUSE COCONUT POINT		46	4	8%	50
CRESTVIEW URGENT CARE			50	100%	50
ARIZONA DEPARTMENT OF HEALTH SERVICES			50	100%	50
life Care Center of Melbourne		34	16	32%	50
CHILDREN'S HOSPITAL OF ALABAMA		49	1	2%	50
GENEDX		37	13	26%	50
ORCHID COVE AT DAYTONA		45	5	10%	50
BioReference Laboratories, Inc		6	44	88%	50
PALM RIVER COMMUNITY HEALTH CENTER		45	5	10%	50
FLORIDA HEALTH CARE		6	44	88%	50
ALLIANCE PEDIATRICS		24	26	52%	50
GATEWAY CARE CENTER		50			50
CARDIOLOGY AND MEDICINE ASSOCIATES		38	11	22%	49
QUALITY URGENT CARE AND WELLNESS		31	18	37%	49
SOFT CELL LABORATORIES		45	4	8%	49
USF		1	48	98%	49
QUOTIENT SCIENCES		5	44	90%	49
Summit Medical Group, Pa Dba Citymd		45	4	8%	49
ADVENT HEALTH - MOUNT DORA		9	40	82%	49
ARBOR TERRACE ORTEGA LLC		49			49
COOPER FAMILY MEDICAL, PLLC		40	9	18%	49
SARATOGA HOSPITAL LABORATORY		44	5	10%	49
ALLEGRO		47	2	4%	49
MARQUIS LABS, LLC		49			49
AU HEALTH		37	12	24%	49
TROY REGIONAL MEDICAL CENTER		39	10	20%	49
BROOKDALE LAKE TAVARES		47	2	4%	49
SOLARIS SENIOR LIVING NORTH NAPLES		48	1	2%	49
SUPERIOR RESIDENCES OF LECANTO		34	15	31%	49
HIALEAH HOSPITAL RESPIRATORY DEPT			48	100%	48
PREMIER MEDICAL ASSOCIATES		46	2	4%	48
RAINBOW PEDIATRICS PC LLC / BREAKFAST POINT		38	10	21%	48
BAYCARE HEALTH SYSTEMS		1	47	98%	48
NAPLES PEDIATRICS INC		43	5	10%	48

COVID-19: testing by laboratory

Data through Jan 25, 2021 verified as of Jan 26, 2021 at 09:25 AM

Data in this report are provisional and subject to change.

The numbers in the table below represent the number of Florida and non-Florida residents for whom test results were received by the Department of Health. A person can be tested by more than one laboratory and can have both positive and negative results. **Therefore, the sum of the numbers in each column will be larger than the total number of people tested.**

Reporting lab	Inconclusive	Negative	Positive	Percent positive	Total
NORTHBROOK CENTER FOR		47	1	2%	48
PALM BAY PEDIATRICS		34	14	29%	48
INN AT THE FOUNTAINS, THE		34	14	29%	48
ADVENT HEALTH CENTRA CARE - EAST ORLANDO		21	27	56%	48
COURTYARD GARDENS OF JUPITER		48			48
SOMERBY OF SANTA ROSA BEACH		43	5	10%	48
BAY CENTER HURRICANE SHELTER		48			48
TRINITY AL SENIOR HOUSING LLC		44	4	8%	48
WALGREENS 4915		42	6	13%	48
FINLAY CLINICAL LABORATORY		20	28	58%	48
BIOIQ			48	100%	48
CAREMED INTERNAL MEDICINE		30	18	38%	48
DOH		23	25	52%	48
HARMONY CLINIC		1	46	98%	47
CAPE REGIONAL MEDICAL CENTER		45	2	4%	47
MISIR DRUGS LLC		36	11	23%	47
VITAS HEALTHCARE CORP OF FLORIDA		47			47
PEDIATRIC SERVICES OF AMERICA INC		46	1	2%	47
INTERLAB		1	46	98%	47
PEDIATRIC CARE CENTER- JACKSONVILLE BEACH		19	28	60%	47
ROCHESTER GENERAL HOSPITAL LABORATORY		43	4	9%	47
NAVARRE GARDENS		41	6	13%	47
BROOKDALE CAPE CORAL		47			47
ESCAMBIA COUNTY JAIL		32	15	32%	47
BISHOP GRADY VILLAS		47			47
TRADITIONAL HOME HEALTH OF PALM BEACH INC		47			47
PANCARE HEALTH - JACKSON COUNTY		37	9	20%	46
MEDLOGIC LABORATORIES		3	43	93%	46
PREMIER PLACE HEALTHCARE AT THE GLENVIEW		46			46
LITTLE NECK URGENT CARE		44	2	4%	46
FHMG- FLORIDA HOSPITAL MEDICAL GROUP		36	10	22%	46
POPLAR HEALTHCARE PLLC	1	11	34	74%	46
L&S SENIOR CARE DBA ARCADIA OAKS	1	45			46
THE TERRACE OF JACKSONVILLE		3	43	93%	46
NORTH FLORIDA MEDICAL CENTER		42	4	9%	46
CITY OF PORT SAINT LUCIE		43	3	7%	46
HEALTH FIRST - CAPE CANAVERAL HOSPITAL		1	45	98%	46
BUECHELE DENTAL PA DBA CLERMONT FAMILY DENTISTRY		37	9	20%	46
GENESIS DERMATOLOGY		42	4	9%	46
ADVENT HEALTH MEDICAL GROUP OB GYN AT		40	6	13%	46
SOUTHEAST ALABAMA MEDICAL CENTER			46	100%	46
H LEE MOFFITT CANCER CENTER MICRO		46			46
COLLIER BLVD HMA PHYSICIAN MANAGEMENT LLC		46			46
INTERNAL MEDICINE ASSOCIATES PA		42	4	9%	46
GRAND OAKS OF PALM CITY LLC	1	39	6	13%	46
EAST MANATEE FAMILY	1	1	44	96%	46
HARTFORD HEALTH SERVICES LLC		46			46

COVID-19: testing by laboratory

Data through Jan 25, 2021 verified as of Jan 26, 2021 at 09:25 AM

Data in this report are provisional and subject to change.

The numbers in the table below represent the number of Florida and non-Florida residents for whom test results were received by the Department of Health. A person can be tested by more than one laboratory and can have both positive and negative results. **Therefore, the sum of the numbers in each column will be larger than the total number of people tested.**

Reporting lab	Inconclusive	Negative	Positive	Percent positive	Total
WALGREENS 2941		45	1	2%	46
DAVID POSNACK JEWISH DAY SCHOOL		45			45
BURRY'S PHARMACY INC		26	19	42%	45
REDI-MED WALK-IN FAMILY CARE			45	100%	45
GRAND ST PAUL CVS		45			45
MOBILE DOC FL, LLC		29	16	36%	45
VALENCIA HOUSE ALF		45			45
GOOD HEARTS COVID TESTING		8	37	82%	45
UNIVERSITY OF CENTRAL FLORIDA HEALTH SERVICES		45			45
RITE MEDICAL CARE PC		45			45
SOUTHPORT SQUARE HARBOUR HEALTH		45			45
PRECISION HEALTH SOLUTIONS LAB		9	35	80%	44
KINDRED AT HOME		36	8	18%	44
QHC UPSTATE MEDICAL PC		36	8	18%	44
PEDIATRICS OF CENTRAL FLORIDA - SAINT CLOUD	2	40	2	5%	44
ALLIANCE OF PHYSICIANS AGAINST COVID-19			44	100%	44
WINTER GARDEN REHAB AND NURSING CENTER		40	4	9%	44
PROFESSIONAL URGENT CARE SERVICES		19	25	57%	44
MINUTECLINIC DIAGNOSTIC OF NORTH CAROL		36	8	18%	44
MOOSEHAVEN LIFE CARE CENTER		44			44
KAPG ST AUGUSTINE SENIOR HOUSING OPCO LLC		35	9	20%	44
BARNES HEALTHCARE OF FLORIDA LLC		41	3	7%	44
STAR CARE		40	4	9%	44
ADVENT HEALTH - LAKE MARY		36	8	18%	44
CP/AIG PENSACOLA DEVELOPMENT LLC		42	2	5%	44
FLORIDA HOSPITAL		27	16	37%	43
PATRICK AIR FORCE BASE		3	40	93%	43
WEST ISLIP URGENT CARE		40	3	7%	43
ROCKLEDGE REGIONAL MEDICAL CENTER		30	13	30%	43
Flagler Health and Rehabilitation		42	1	2%	43
ST CLOUD PHYSICIAN MANAGEMENT LLC DBA ST CLOUD		27	16	37%	43
FAMILY EXTENDED CARE OF WINTER HAVEN		41	2	5%	43
BRANCH MEDICAL CLINIC			43	100%	43
NORTH BEACH REHABILITATION CENTER		42	1	2%	43
Guardian Care Nursing and Rehabilitation Center		43			43
BOND AND STEELE CLINIC, PA		36	7	16%	43
MINUTECLINIC DIAGNOSTIC		41	2	5%	43
LAKE MARY KIDS CENTRA CARE		33	10	23%	43
MILLENNIUM PHYSICIAN GROUP LLC		38	5	12%	43
STUART URGENT CARE			43	100%	43
PRINCETON VILLAGE		39	3	7%	42
NEOGENOMICS LABORATORIES INC		42			42
DELCARE PA		33	9	21%	42
LARA HEALTH AND WELLNESS CENTER LLC		42			42
Citymd Of Toms River		36	6	14%	42
ADVENT HEALTH EXPRESS CARE		4	38	90%	42
TGH URGENT CARE POWERED BY FAST TRACK			42	100%	42

COVID-19: testing by laboratory

Data through Jan 25, 2021 verified as of Jan 26, 2021 at 09:25 AM

Data in this report are provisional and subject to change.

The numbers in the table below represent the number of Florida and non-Florida residents for whom test results were received by the Department of Health. A person can be tested by more than one laboratory and can have both positive and negative results. **Therefore, the sum of the numbers in each column will be larger than the total number of people tested.**

Reporting lab	Inconclusive	Negative	Positive	Percent positive	Total
Atlantic Shore Nursing and Rehab		42			42
CLINICAL LABORATORY		42			42
MAIMONIDES-SHALOM ACADEMY, INC		40	1	2%	41
Palms at Ponte Vedra Assisted Living and Memory Care		40	1	2%	41
SH HERON EAST LLC		41			41
TITUSVILLE FAMILY PRACTICE		14	27	66%	41
LAKE WALES OPERATING GROUP LLC		37	4	10%	41
MEASE COUNTRYSIDE HOSPITAL			41	100%	41
GENTIVA HEALTH SERVICES CERTIFIED INC		38	3	7%	41
CITYMD OF MANAHAWKIN		39	2	5%	41
BRONX LEBANON HOSPITAL-MEDICAL CENTER		37	4	10%	41
UNIVERSITY OF WEST FLORIDA, THE		41			41
ADVENT HEALTH - LAKE WALES		29	12	29%	41
FHMG_CTR FOR SENIOR HEALTH		36	5	12%	41
WILLISTON PEDIATRICS PA		27	14	34%	41
PHILLIPPE RIDGE		29	12	29%	41
WOLFF CTR FOR CHILD & ADOLESCENT HEALTH PLLC,THE		26	15	37%	41
MINUTECLINIC DIAGNOSTIC OF NORTH CARO		37	4	10%	41
MINUTECLINIC DIAGNOSTIC OF SOUTH CARO		33	8	20%	41
PEDIATRICS OF CENTRAL FLORIDA KISSI		33	8	20%	41
FLORIDA HOSPITAL NEW SMYRNA		4	37	90%	41
RADIOLOGY ASSOCIATES OF VENICE AND ENGLEWOOD		39	2	5%	41
BROOKDALE CENTRE POINTE		41			41
CAN COMMUNITY HEALTH		39	1	3%	40
CAPITAL REGIONAL MEDICAL CENTER		2	38	95%	40
URGENT CARE & WELLNESS CENTER		10	30	75%	40
DOH-WEST PALM BEACH BRANCH LABORATORY		2	38	95%	40
WALGREENS #10373		39	1	3%	40
CLINICAL PATHOLOGY LABORATORIES, INC		40			40
HOSPICE OF LAKE & SUMTER INC		40			40
FIRST CHOICE URGENT CARE		10	30	75%	40
LORI MCAULIFFE MD PA		30	10	25%	40
TREASURE COAST FORENSIC TREATMENT CTR		20	20	50%	40
NORTH FLORIDA PEDIATRICS		34	6	15%	40
BERNHARDT LABORATORIES	1	9	30	75%	40
BLISS HEALTHCARE SERVICES		21	19	48%	40
PRIDE DIAGNOSTICS		24	16	40%	40
THOMAS INTERNAL MEDICINE		33	7	18%	40
PACIFICA SENIOR LIVING OCALA		35	5	13%	40
NEW YORK PRESBYTERIAN - QUEENS DIAGNOSTIC		39	1	3%	40
MEDICAL CENTER AT OCEAN REEF,THE		38	2	5%	40
CEDAR CREEK AT KINGS BAY INC		39			39
BROOKDALE JENSEN BEACH		37	2	5%	39
LIFESTREAM BEHAVIORIAL CENTER		22	17	44%	39
NEXT MOLECULAR ANALYTICS		9	30	77%	39
JUNIPER VILLAGE AT CAPE CORAL		34	5	13%	39
ERDOX		37	2	5%	39

COVID-19: testing by laboratory

Data through Jan 25, 2021 verified as of Jan 26, 2021 at 09:25 AM

Data in this report are provisional and subject to change.

The numbers in the table below represent the number of Florida and non-Florida residents for whom test results were received by the Department of Health. A person can be tested by more than one laboratory and can have both positive and negative results. **Therefore, the sum of the numbers in each column will be larger than the total number of people tested.**

Reporting lab	Inconclusive	Negative	Positive	Percent positive	Total
BAY COUNTY JAIL ANNEX		34	5	13%	39
CLARE BRIDGE ORMOND BEACH	1	38			39
PARTICLE THEORY LABS		36	3	8%	39
MEDEX MEDICAL EXPRESS OF PALATKA LLC			39	100%	39
NIGHT LITE PEDIATRICS CENTER LLC		8	31	79%	39
CLINICAL RESEARCH SEQUENCING PLATFORM		8	31	79%	39
WALGREENS 3145		36	3	8%	39
LOURDES HOSPITAL INC		37	2	5%	39
HOME CARE PHARMACY		39			39
ECOLAB GROUP		8	31	79%	39
MICHAEL AKPEKE MD		29	9	24%	38
CCRC @ SUNFLOWER LLC		35	3	8%	38
GOLDEN POND COMMUNITIES		38			38
CDR MAGUIRE INC	1	7	30	79%	38
FLORIDA HEALTH CARE DELAND			38	100%	38
GIBBENS FAMILY MEDICAL, LLC		29	9	24%	38
AUTUMN OF SARASOTA		12	26	68%	38
CORNERSTONE MEDICAL CARE OF BRANDON PL		34	4	11%	38
MISSION OAKS ASSISTED LIVING		36	2	5%	38
EC OPCO PENSACOLA, LLC		38			38
PRACTICE MANAGEMENT OF AMERICA, INC.		7	31	82%	38
MOLECULAR DIAGNOSTICS		5	33	87%	38
BOND CLINIC, PA		9	29	76%	38
LONGLEAF DIAGNOSTIC LABORATORIES		10	28	74%	38
FLORIDA DEPARTMENT OF HEALTH CLAY COUNTY		25	13	34%	38
BENTON HOUSE OF ST. JOHNS		36	2	5%	38
HOMWOOD RESIDENCE AT FREEDOM PLAZA		37	1	3%	38
CENTRA CARE - LAKE NONA		3	35	92%	38
ADVENTIST HEALTH SYSTEM FLORIDA		26	12	32%	38
UNIVERSITY OF ALABAMA		35	3	8%	38
FAST PACE MEDICAL CLINIC, PLLC		32	5	14%	37
FAMILY EXTENDED CARE OF SEBRING INC		35	2	5%	37
ST VINCENT'S AMBULATORY CARE INC DBA	2	30	5	14%	37
HR SARASOTA OPERATOR LLC		25	12	32%	37
ONE MILO		37			37
PONCE THERAPY CARE CENTER		34	3	8%	37
BOULEVARD REHABILITATION CENTER		24	13	35%	37
PATHOGENIUS LABORATORIES		30	7	19%	37
PUTNAM COUNTY SHERIFFS OFFICE		32	5	14%	37
FELICIDAD MEDICAL CENTER			37	100%	37
MEDRITE URGENT CARE		27	10	27%	37
INN AT ASTON GARDENS AT PELICAN POINTE,THE		37			37
THE COLLIER AT NAPLES		36	1	3%	37
HOLZER HEALTH CENTER		5	32	86%	37
CVS		2	35	95%	37
TAYLORVILLE FAMILY MEDICINE		29	7	19%	36
NORTHWELL HEALTH PLAINVIEW HOSPITAL LABORATORY		27	9	25%	36

COVID-19: testing by laboratory

Data through Jan 25, 2021 verified as of Jan 26, 2021 at 09:25 AM

Data in this report are provisional and subject to change.

The numbers in the table below represent the number of Florida and non-Florida residents for whom test results were received by the Department of Health. A person can be tested by more than one laboratory and can have both positive and negative results. **Therefore, the sum of the numbers in each column will be larger than the total number of people tested.**

Reporting lab	Inconclusive	Negative	Positive	Percent positive	Total
SPRING MANOR ASSISTED LIVING		36			36
BETHESDA HEALTH URGENT CARE			36	100%	36
University Hills health and Rehabilitation		27	9	25%	36
DESOTO PALMS ALF		36			36
BVL/LITTLE ANGEL PEDIATRICS		36			36
LEVY COUNTY DEPARTMENT OF HEALTH		25	11	31%	36
MINUTE CLINIC INCORPORATE		30	6	17%	36
WUESTHOFF MEMORIAL HOSPITAL			35	100%	35
NEUROINTERNATIONAL SARASOTA		32	3	9%	35
BEEHIVE HOMES OF GULF BREEZE		19	16	46%	35
PALM BAY HOSPITAL			35	100%	35
PERSONAL PEDIATRICS		31	4	11%	35
TERRACE AT HOBE SOUND, THE	1	31	3	9%	35
BRIDGEVIEW CENTER LLC		27	8	23%	35
CITRUS COUNTY HEALTH DEPARTMENT		32	3	9%	35
MAUREEN OROURKE-FUTEY			35	100%	35
UNION MEDICAL CARE PLLC		35			35
LINCOLN MEDICAL AND MENTAL HEALTH CENTER		33	2	6%	35
PLAINVIEW URGENT CARE		33	2	6%	35
ADVENT HEALTH - FISH MEMORIAL		2	33	94%	35
HERNANDO ENDOSCOPY AND SURGERY CENTER		27	8	23%	35
P23 LABS		35			35
BAY COUNTY SHERIFFS OFFICE JAIL FACILITY		27	8	23%	35
BAYSHORE PATHOLOGY CONSULTANTS PA		34	1	3%	35
BAY REGIONAL URGENT CARE	1	18	16	46%	35
IMA MEDICAL GROUP POINCIANA		14	21	60%	35
IRL		4	31	89%	35
CSL PLASMA INC		7	27	79%	34
SAN CARLOS PHARMACY		31	3	9%	34
ROSECASTLE OF JACKSONVILLE LLC		33	1	3%	34
RASHDA ALBIBI M.D. P.A.		31	3	9%	34
COLLIER HMA PHYSICIAN MANAGEMENT LLC		26	8	24%	34
PARAMOUNT WALK-IN CLINIC		1	33	97%	34
MARIANNA HEALTH AND REHABILITATION CENTER		33	1	3%	34
CINNAMON COVE ALF		34			34
TUSCAN GARDENS OF DELRAY BEACH MANAGEMENT COMPANY,		34			34
DEVELOPMENTAL DISABILITIES DEFENDANT PROGRAM		32	2	6%	34
HAZELDEN FLORIDA		33	1	3%	34
THE MERIDIAN AT BOCA RATON	1	33			34
REDI-MED WALK IN FAMILY CLINIC			34	100%	34
MINUTECLINIC DIAGNOSTIC OF KANSAS, PA		29	5	15%	34
STAT ONE URGENT CARE CENTER		2	32	94%	34
ST PETERSBURG PEDIATRICS-MLK JUNIOR BLVD		30	4	12%	34
PANCARE HEALTH - FREEPORT CLINIC SUITE B		27	7	21%	34
EXPRESS DOCS LLC			34	100%	34
BOND CLINIC		3	30	91%	33
MAINSTREET FAMILY URGENT CARE		1	32	97%	33

COVID-19: testing by laboratory

Data through Jan 25, 2021 verified as of Jan 26, 2021 at 09:25 AM

Data in this report are provisional and subject to change.

The numbers in the table below represent the number of Florida and non-Florida residents for whom test results were received by the Department of Health. A person can be tested by more than one laboratory and can have both positive and negative results. **Therefore, the sum of the numbers in each column will be larger than the total number of people tested.**

Reporting lab	Inconclusive	Negative	Positive	Percent positive	Total
STEWARD MEDICAL GROUP, INC		21	12	36%	33
ERIC C MRSHAL, MD, PC #1842		31	2	6%	33
Kensington Gardens		33			33
CENTRAL FLORIDA PEDIATRICS		13	20	61%	33
ST. MARYS MEDICAL CENTER		1	32	97%	33
MANORCARE AT LELY PALMS		29	4	12%	33
SURFSIDE URGENT CARE		21	12	36%	33
SANFORD MOBILE LAB PGA TOUR		32	1	3%	33
MEDCOMP SCIENCES			33	100%	33
PRMG - EAST NAPLES		23	10	30%	33
UNIVERSTIY CENTER MEDICAL LLC DBA	1	29	3	9%	33
INNOVATION CLINICAL TRIALS, INC			33	100%	33
TOWERS HOME CARE		30	3	9%	33
GREENRIDGE GROUP HOME	3	11	19	58%	33
325TH MEDICAL GROUP		33			33
MORTON PLANT			33	100%	33
NORTH CENTRAL BRONX HOSPITAL		32	1	3%	33
PHOSPHORUS DIAGNOSTICS		27	6	18%	33
KINDRED HOSPITAL CENTRAL TAMPA BLOOD GAS	1	30	2	6%	33
BIOFIRE		7	26	79%	33
METRO KNOXVILLE HMA		25	8	24%	33
University Hospital		28	5	15%	33
JENNIFER J CHIAVETTA-GRLSANTI DC		24	9	27%	33
LINCOLN DIAGNOSTIC LAB		32	1	3%	33
STETSON UNIVERSITY STUDENT HEALTH CENTER		3	30	91%	33
AYERS NURSING AND REHABILITATION CENTER		33			33
ACCURATE DIAGNOSTIC LAB		32	1	3%	33
PARKSIDE HEALTH AND REHABILITATION CENTER			33	100%	33
AHSE ROP		32	1	3%	33
ISLAND URGENT CARE PLLC		33			33
CALHOUN COUNTY HEALTH DEPT		12	20	63%	32
VETERANS HOME			32	100%	32
S-H THIRTY FIVE OPCO - ORANGE CITY, LLC		23	9	28%	32
PHYSICIAN ASSOCIATES LLC		26	6	19%	32
WESTMINSTER ST AUGUSTINE		32			32
PECONIC BAY MEDICAL CENTER LABORATORY		24	8	25%	32
IPSUM DIAGNOSTICS		3	29	91%	32
Heartland Health Care Center North Sarasota		18	14	44%	32
BARNETT PARK			32	100%	32
HOLY NAME HOSPITAL LABORATORY		31	1	3%	32
NIGHT LITE PEDIATRICS URGENT CARE CENTER			32	100%	32
PATRICK MANOR INCORPORATED		32			32
POARCH BANC CREEK INDIANS TRIBAL HEALTH DEPARTMENT			32	100%	32
JACKSON HEALTH SYSTEM		1	31	97%	32
S-H THIRTY FIVE OPCO - LUTZ, LLC		31	1	3%	32
ST AUGUSTINE PEDIATRIC ASSOC		30	2	6%	32
LONG ISLAND JEWISH MED CTR		29	3	9%	32

COVID-19: testing by laboratory

Data through Jan 25, 2021 verified as of Jan 26, 2021 at 09:25 AM

Data in this report are provisional and subject to change.

The numbers in the table below represent the number of Florida and non-Florida residents for whom test results were received by the Department of Health. A person can be tested by more than one laboratory and can have both positive and negative results. **Therefore, the sum of the numbers in each column will be larger than the total number of people tested.**

Reporting lab	Inconclusive	Negative	Positive	Percent positive	Total
MINUTECLINIC DIAGNOSTIC OF RHODE ISLAND, LLC #1544		31	1	3%	32
VETERAN AFFAIRS MEDICAL CENTER - JAMES J PETERS		30	2	6%	32
Gabisa Medical LLC		32			32
VILLAGE ON THE ISLE□		27	5	16%	32
BELVEDERE COMMONS OF SUN CITY CENTER□		32			32
OPIS COQUINA CENTER		32			32
ANDALUSIA HEALTH		16	16	50%	32
SOS MOBILE MEDICAL CARE LLC		26	5	16%	31
MENORAH HOUSE		30	1	3%	31
COLLIER ANESTHESIA PAIN LLC		31			31
TRADITIONAL HOME CARE INC		30	1	3%	31
LabCorp L#09258130 M#09258125		12	19	61%	31
REGENCY PARK ASSISTED LIVING FACILITY		29	2	6%	31
SOUTHERN LABORATORY		6	25	81%	31
DISCOVERY COMMONS AT BRADENTON		31			31
ROYAL CARE OF AVON PARK		27	3	10%	30
AMEERAH LABS			30	100%	30
TOTAL CARE PLUS LLC			30	100%	30
BAHIA OAKS LODGE		28	2	7%	30
ADVENT HEALTH PRIMARY CARE PLUS, WINTER GARDEN		26	4	13%	30
CDR MAGUIRE - MIAMI BEACH CC MISSION 17388		2	28	93%	30
LAKELAND REGIONAL HEALTH GATEWAY CENTER		7	23	77%	30
PENSACOLA DEVELOPMENTAL CENTER		14	16	53%	30
Okeechobee Health Care Facility		16	14	47%	30
SOUTHSIDE HOSPITAL NORTHWELL HEALTH LABORATORY		27	3	10%	30
WAVE CREST HEALTH AND REHABILITATION CENTER		30			30
HIGHLANDS LAKE CENTER		27	3	10%	30
THE TERRACE AT IVY ACRES ALF		11	19	63%	30
NICEVILLE URGENT CARE		1	29	97%	30
WESTWOOD NURSING AND REHABILITATION		28	2	7%	30
CLINICLOUD, LLC			30	100%	30
CALADIUM PEDIATRICS		28	2	7%	30
HERITAGE WATERSIDE		27	3	10%	30
SOLARIS SENIOR LIVING OF MERRITT ISLAND		30			30
NURSES HELPING HANDS INC ALF		29			29
SUNTREE INTERNAL MEDICINE		29			29
MIDDLETOWN MEDICAL P C		20	9	31%	29
GRAMERCY PARK URGENT CARE		28	1	3%	29
CAMPBELL URGENT CARE			29	100%	29
FLORIDA DEPARTMENT OF HEALTH IN MONROE COUNTY		26	3	10%	29
INSTITUTE OF PATHOLOGY KINGS COUNTY		29			29
Consulate Health Care of Orange Park		27	2	7%	29
P4CLINICAL	3	2	24	83%	29
PRO HEALTH HARMONY		29			29
NEMOURS CHILDRENS CLINIC		22	7	24%	29
MINUTE CLINIC LLC #2216		27	2	7%	29
BROOKDALE CANOPY OAKS			29	100%	29

COVID-19: testing by laboratory

Data through Jan 25, 2021 verified as of Jan 26, 2021 at 09:25 AM

Data in this report are provisional and subject to change.

The numbers in the table below represent the number of Florida and non-Florida residents for whom test results were received by the Department of Health. A person can be tested by more than one laboratory and can have both positive and negative results. **Therefore, the sum of the numbers in each column will be larger than the total number of people tested.**

Reporting lab	Inconclusive	Negative	Positive	Percent positive	Total
UNION MEDICAL CARE		29			29
LABCORP BURLINGTON		9	20	69%	29
NORTH CAROLINA DEPARTMENT OF HEALTH & HUMAN SERVICES			29	100%	29
UNIV OF ROCHESTER-STRONG MEMORIAL HOSP		28	1	3%	29
PALM GARDEN OF JACKSONVILLE		27	2	7%	29
COMPREHENSIVE CHILDCARE		23	6	21%	29
FLORIDA DEPARTMENT OF HEALTH IN WALTON COUNTY		23	6	21%	29
PORT SAINT JOHN FAMILY PRACTICE		18	11	38%	29
BETHUNE-COOKMAN UNIVERSITY		11	18	62%	29
EVERLYWELL		16	13	45%	29
AVALON PARK RETIREMENT RESIDENCE		27	1	4%	28
MICHIGAN DEPARTMENT OF HEALTH AND HUMAN SERVICES			28	100%	28
RENAISSANCE SENIOR LIVING	1	27			28
CROSSROADS URGENT CARE		17	11	39%	28
ACTIVE SENIOR LIVING		26	2	7%	28
PREMISE HEALTH MIA			28	100%	28
PORT ST LUCIE HOSPITAL		25	3	11%	28
HEALTH FIRST - VIERA HOSPITAL		1	27	96%	28
BONIFAY NURSING AND REHAB CENTER			28	100%	28
COMMUNITY MEDICAL CARE CENTER INC			28	100%	28
EDEN AT CRESTVIEW		12	16	57%	28
WALK IN MEDICAL URGENT CARE		28			28
RENAISSANCE AT THE TERRACES		27	1	4%	28
LAKELAND NURSING AND REHABILITATION CENTER			28	100%	28
CDC		17	11	39%	28
MAKO MEDICAL		16	12	43%	28
CONNECTICUT DEPARTMENT OF HEALTH		22	6	21%	28
LUTHERAN HAVEN EXTENDED CONGREGATE CAR		28			28
WEST		15	13	46%	28
RIVERHEAD URGENT CARE		26	1	4%	27
EXPRESS CARE OF BELLEVIEW		27			27
MINUTECLINIC DIAGNOSTIC OF NEW JERSEY		22	5	19%	27
UCLA HEALTHCARE CLINICAL LABS		23	4	15%	27
SAFARI PEDIATRICS PA		26	1	4%	27
MICHAEL J D'AMBROSE MD PA		25	2	7%	27
BROOKDALE PHILLIPPI CREEK			27	100%	27
SANTA BARBARA CARE CENTER		17	10	37%	27
MOBILE MEDICAL ASSOCIATES PL		9	18	67%	27
Cleveland Clinic Laboratories		4	23	85%	27
OAKTREE HEALTHCARE			27	100%	27
SPANISH RIVER HIGH SCHOOL ESE		23	4	15%	27
SOUTH LAKE PEDIATRICS		25	2	7%	27
SUNCOAST LABS			27	100%	27
UNIVERSITY MEDICAL CTR OF PRINCETON AT		25	2	7%	27
WASHINGTON COUNTY HEALTH DEPARTMENT		14	12	46%	26
LAKE MARY - STIRLING CENTER SUITE 202			26	100%	26
NIGHT LITE PEDIATRIC CENTER		10	16	62%	26

COVID-19: testing by laboratory

Data through Jan 25, 2021 verified as of Jan 26, 2021 at 09:25 AM

Data in this report are provisional and subject to change.

The numbers in the table below represent the number of Florida and non-Florida residents for whom test results were received by the Department of Health. A person can be tested by more than one laboratory and can have both positive and negative results. **Therefore, the sum of the numbers in each column will be larger than the total number of people tested.**

Reporting lab	Inconclusive	Negative	Positive	Percent positive	Total
PULMONARY SPECIALISTS OF THE PALM BEACHES		16	10	38%	26
EASTERN SHORE URGENT CARE		17	9	35%	26
EASYCARE WALK-IN CLINIC		11	15	58%	26
COLORADO DEPARTMENT OF HEALTH LABORATORY SERVICES DIVISION			26	100%	26
STATEN ISLAND UNIVERSITY HOSPITAL-POUCH		26			26
ALABAMA CLINICS		13	13	50%	26
TGH URGENT CARE - RIVERVIEW			26	100%	26
LOT HEALTH SERVICES	1	25			26
MONCRIEF ARMY HEALTH CLINIC			26	100%	26
ROYAL PALM SENIOR RESIDENCE		26			26
KEY PRIMARY CARE			26	100%	26
JAMAICA HOSPITAL MEDICAL CENTER		24	2	8%	26
ADVENT HEALTH PARTIN SETTLEMENT HEALTH PARK		18	8	31%	26
THE MINIER URGENT CARE		20	6	23%	26
DUVAL PHARMACY		21	5	19%	26
PANCARE HEALTH - BAY COUNTY - YOUNGSTOWN		23	3	12%	26
FLAGLER HOSPITAL INC	2		24	92%	26
MORTON PLANT HOSPITAL NURSING			26	100%	26
PALM BEACH COUNTY FIRE RESCUE		24	2	8%	26
PROFESSIONAL PEDIATRICS		24	2	8%	26
LOOP PEDIATRICS		22	4	15%	26
FHMG-FLORIDA HOSPITAL MEDICAL GROUP		21	5	19%	26
WEST BROWARD CARE CENTER		24	2	8%	26
NATIONAL MENTOR HEALTHCARE LLC			26	100%	26
FEDERAL PRISON CAMP PENSACOLA			25	100%	25
EAST HILL MEDICAL GROUP		17	8	32%	25
Lanier Rehab			25	100%	25
HARBORCHASE OF WELLINGTON CROSSING		23	2	8%	25
ST. CLOUD HOSPITAL		20	5	20%	25
WEINBERG VILLAGE		24	1	4%	25
THE WATERMARK AT VISTAWILLA		25			25
BOCA BIOLISTIC REFERENCE LAB			25	100%	25
WOMENS CARE FLORIDA LABORATORY		25			25
PERDIDO URGENT CARE		1	24	96%	25
FAMILY EXTENDED CARE OF PUNTA GORDA		25			25
VETERANS AFFAIRS MEDICAL CENTER - NEW YORK HARBOR		24	1	4%	25
ST PETER'S BENDER LABORATORY		25			25
COUNTY OF LOS ANGELES			25	100%	25
URGENT CARE CENTER			25	100%	25
NORTH FLORIDA / SOUTH GEORGIA VETERANS HEALTH SYSTEM			25	100%	25
INTERCOASTAL MEDICAL GROUP			25	100%	25
UNIPATH		18	7	28%	25
FAMILY CARE PARTNERS		15	10	40%	25
WELLMED AT NEW TAMPA		19	6	24%	25
SANITAS		4	21	84%	25
RJ LEE GROUP	1	23	1	4%	25
ADVENT HEALTH - LAKE MARY PEDIATRICS		16	9	36%	25

COVID-19: testing by laboratory

Data through Jan 25, 2021 verified as of Jan 26, 2021 at 09:25 AM

Data in this report are provisional and subject to change.

The numbers in the table below represent the number of Florida and non-Florida residents for whom test results were received by the Department of Health. A person can be tested by more than one laboratory and can have both positive and negative results. **Therefore, the sum of the numbers in each column will be larger than the total number of people tested.**

Reporting lab	Inconclusive	Negative	Positive	Percent positive	Total
BULLS HEAD URGENT CARE		25			25
TALLAHASSEE DEVELOPMENTAL CENTER		24	1	4%	25
LABORATORY ALLIANCE OF CENTRAL NEW YORK		24	1	4%	25
ARCPPOINT LABS OF FORT LAUDERDALE		25			25
THE COMMONWEALTH OF MASSACHUSETTS			24	100%	24
PREMIER COMMUNITY HEALTHCARE GROUP INC		23	1	4%	24
ABL MEDICAL CARE LLC			24	100%	24
HENNEPIN COUNTY MEDICAL CENTER (HCMC)		13	11	46%	24
MADWAR		19	5	21%	24
HERITAGE OAKS ASSISTED LIVING & MEMORY CARE		20	4	17%	24
WESTPAC LABS		1	23	96%	24
COURTYARDS OF ORLANDO		24			24
MIAMI CLINICAL RESEARCH CORP			24	100%	24
ARUP		22	2	8%	24
REGENCY OAKS HEALTH CENTER		22	2	8%	24
AVENTIS BIO-SERVICES CTL		24			24
LABORATORY DYNAMICS		20	4	17%	24
VILLAGES REHABILITATION AND NURSING CENTER		24			24
JOHN KNOX VILLAGE OF CENTRAL FLORIDA		20	4	17%	24
THE CHAPPEL GROUP RESEARCH		24			24
WIREGRASS CLINIC LLC		19	5	21%	24
WELLNOW URGENT CARE		23	1	4%	24
PREMIER URGENT CARE CENTER LLC			24	100%	24
SENIOR HEALTH OF WINTER PARK DUNDEE		24			24
PENNSYLVANIA DEPARTMENT OF HEALTH BUREAU OF LABORATORIES			24	100%	24
PHYSICIANS PRIMARY CARE OF SW FLORIDA PL		24			24
STEWART MELBOURNE HOSPITAL			24	100%	24
ATRIA AT ST JOSEPHS		24			24
ASHTON PLACE	3	17	4	17%	24
TARPON BAYOU CENTER			24	100%	24
PANCARE HEALTH - BONIFAY K-8			24	100%	24
MADISON COUNTY MEMORIAL HOSPITAL LABORATORY		14	10	42%	24
FAST PACE MEDICAL CLINIC		22	2	8%	24
GARDENS HEALTH NH LLC		24			24
JOHNS HOPKINS CHILDREN'S HOSPITAL			24	100%	24
URGENT FAMILY CARE INC		21	3	13%	24
WESTMINSTER WOODS ON JULINGTON CREEK		22	2	8%	24
VASSAR BROTHERS MEDICAL CENTER LABORATORY		23	1	4%	24
UR CARE FAMILY AND SPORTS MEDICINE			24	100%	24
MINUTECLINIC DIAGNOSTIC OF RHODE ISLAND, LLC #212		24			24
CHIPOLA MEDICAL ASSOCIATES		4	19	83%	23
WEST VOLUSIA FAMILY AND SPORTS MEDICINE		23			23
ADVANCED URGENT CARE		12	11	48%	23
SILVER LAKE PEDIATRICS PA		20	3	13%	23
NEW JERSEY		22	1	4%	23
PINELLAS INTERNAL MEDICINE ASSOCIATES		22	1	4%	23
COLONY CARE CENTER		14	9	39%	23

COVID-19: testing by laboratory

Data through Jan 25, 2021 verified as of Jan 26, 2021 at 09:25 AM

Data in this report are provisional and subject to change.

The numbers in the table below represent the number of Florida and non-Florida residents for whom test results were received by the Department of Health. A person can be tested by more than one laboratory and can have both positive and negative results. **Therefore, the sum of the numbers in each column will be larger than the total number of people tested.**

Reporting lab	Inconclusive	Negative	Positive	Percent positive	Total
UNION CHD		21	2	9%	23
UF HEALTH NORTH JACKSONVILLE			23	100%	23
PARK WEST MEDICAL CENTER		22	1	4%	23
WINDERMERE MEDICAL CENTER		19	4	17%	23
MONTEFIORE NEW ROCHELLE HOSPITAL		22	1	4%	23
SUMTER PEDIATRICS		21	2	9%	23
PATHWAY PHARMACY		12	11	48%	23
STATE LAB		2	21	91%	23
NORTH FLORIDA PEDIATRICS - JACKSONVILLE		21	2	9%	23
WARDE MEDICAL LABORATORY		16	7	30%	23
WUESTHOFF MEDICAL CENTER-MELBOURNE			23	100%	23
WEISS PEDIATRIC CARE LLC		16	7	30%	23
EGL GENETIC DIAGNOSTICS		1	22	96%	23
FLORIDA ATLANTIC UNIVERSITY		21	2	9%	23
ISLAND COAST PEDIATRICS PA		22	1	4%	23
MADISON COUNTY MEMORIAL HOSP		12	11	48%	23
PEDIATRIC ASSOCIATES AT ARGYLE PA		22	1	4%	23
PENSACOLA PEDIATRICS - PACE		16	7	30%	23
UNIVERSITY HILLS HEALTH AND REHABILITATION CENTER		18	5	22%	23
ST JOHNS COUNTY DETENTION CENTER		23			23
SUNQUEST		3	20	87%	23
GASTROENTEROLOGY ASSOCIATES OF PENSACOLA PA		20	3	13%	23
MED PLUS FLORENCE		19	4	17%	23
NOBLE SENIOR LIVING		3	20	87%	23
FAMILY CARE PARTNERS URGENT CARE LLC		17	6	26%	23
ALAN A SMITH MD LLC		22	1	4%	23
GULFSIDE HOSPICE INC		20	3	13%	23
MINUTE CLINIC, LLC DBA MINUTECLINIC #4505		22	1	4%	23
EMERGENCY PHYSICIANS MEDICAL CENTER LLC		11	12	52%	23
ORANGE PARK PEDIATRICS		18	5	22%	23
HARMONY HEALTH OPCO, LLC		15	7	32%	22
MAYO CLINIC JACKSONVILLE		1	21	95%	22
DIACARTA INC.		22			22
MOBILE DIVISION LABORATORY		7	15	68%	22
CHILDREN'S MEDICAL CENTER			22	100%	22
RESIDENCE AT BAY VUE		21	1	5%	22
KEY WEST MEDICAL CENTER	1	20	1	5%	22
LAKELAND REGIONAL HEALTH PABLO		21	1	5%	22
BROWARD HEALTH IMPERIAL POINT NURSING			22	100%	22
BRANDON COMMUNITY HEALTH CENTER		14	8	36%	22
BROOKDALE UNIVERSITY HOSPITAL		21	1	5%	22
LYSTER ACH FT RUCKER AL		19	3	14%	22
MERCY MEDICAL URGENT CARE CENTER INC		3	19	86%	22
ROCKLEDEGE REGIONAL MEDICAL CENTER		17	5	23%	22
EBEIDS MD PEDIATRICS		19	3	14%	22
AMMON ANALYTICAL LABORATORIES		19	3	14%	22
FORT CAROLINE GARDENS, INC		20	2	9%	22

COVID-19: testing by laboratory

Data through Jan 25, 2021 verified as of Jan 26, 2021 at 09:25 AM

Data in this report are provisional and subject to change.

The numbers in the table below represent the number of Florida and non-Florida residents for whom test results were received by the Department of Health. A person can be tested by more than one laboratory and can have both positive and negative results. **Therefore, the sum of the numbers in each column will be larger than the total number of people tested.**

Reporting lab	Inconclusive	Negative	Positive	Percent positive	Total
URGENT CARE USA			22	100%	22
HEALTHPARK MEDICAL CENTER ABG LAB		21	1	5%	22
EPIC REFERENCE LABS INC			22	100%	22
TEN HEALTHCARE		6	16	73%	22
SYNIVERSE WELLNESS CENTER		18	4	18%	22
FINLAY C. LABORATORY		3	19	86%	22
APOLLO SURGERY CENTER		20	2	9%	22
MARION PEDIATRICS PA		17	5	23%	22
SARASOTA MEMORIAL NURSING & REHABILITATION CTR		22			22
CARE 4 U MANAGEMENT, INC			22	100%	22
HUNT CLUB PEDIATRIC ASSOCIATES LLC		19	3	14%	22
SUMMIT MEDICAL GROUP - 75 E NORTHFIELD		20	2	9%	22
COASTAL SKIN SURGERY AND DERMATOLOGY		15	7	32%	22
VIKOR SCIENTIFIC			22	100%	22
GOOD SAMARITAN HOSPITAL LABORATORY		19	3	14%	22
FIRST CHOICE PEDIATRICS LOOP		20	2	9%	22
SEAGRASS VILLAGE			22	100%	22
LAKEVIEW HEALTH CARE SYSTEMS		8	14	64%	22
MILLENIA ADVANCED SCIENTIFIC LLC			22	100%	22
FLORIDA PEDIATRICS		6	16	73%	22
NCHD		7	14	67%	21
PULSE MEDICAL GROUP INC			21	100%	21
TIFFANY LAKE CARE CENTERS INC		21			21
MINUTE CLINIC DIAGNOSTIC OF SC, LLC #75		20	1	5%	21
CLINICAL PATHOLOGY LABORATORIES SOUTHEAST			21	100%	21
WELL-BEING MEDICAL CENTER PLLC		19	2	10%	21
SOUTHEASTERN OUTPATIENT SURGERY CENTER		20	1	5%	21
THE TRADITION OF THE PALM BEACHES		20	1	5%	21
ARTHREX MEDICAL CENTER		10	11	52%	21
LONG TERM CARE OF JAY, LLC			21	100%	21
PATHGROUP			21	100%	21
ADVENTHEALTH MEDICAL GROUP FAMILY MEDICINE		20	1	5%	21
PALMETTO PEDIATRICS			21	100%	21
PHYSICIANS CARE		18	3	14%	21
CENTRAL FLORIDA HEALTH CARE INC		2	19	90%	21
BROOKWOOD BAPTIST MEDICAL CENTER		20	1	5%	21
ARDEN COURTS OF WINTER SPRINGS		18	3	14%	21
PRIME CARE ONE LLC/HARBORCHASE OF VENICE			21	100%	21
UPMC CHAUTAUQUA AT WCA LABORATORY		20	1	5%	21
Summit Medical Group Westfield Lab		18	3	14%	21
MD BEAUTY LABS, PA		20	1	5%	21
DCH REGIONAL MEDICAL CENTER LABORATORY		20	1	5%	21
ELAN SPANISH SPRINGS		4	17	81%	21
STEWART MEDICAL GROUP INC			21	100%	21
FLORIDA PEDIATRIC GROUP PA		19	2	10%	21
TAMPA BAY CONCIERGE DOCTOR, LLC		20	1	5%	21
AMERICAN ESOTERIC LABORATORIES		6	15	71%	21

COVID-19: testing by laboratory

Data through Jan 25, 2021 verified as of Jan 26, 2021 at 09:25 AM

Data in this report are provisional and subject to change.

The numbers in the table below represent the number of Florida and non-Florida residents for whom test results were received by the Department of Health. A person can be tested by more than one laboratory and can have both positive and negative results. **Therefore, the sum of the numbers in each column will be larger than the total number of people tested.**

Reporting lab	Inconclusive	Negative	Positive	Percent positive	Total
INTERNATIONAL MEDICAL LABORATORY INC		21			21
GREEN GABLES ASSISTED LIVING FACILITY		21			21
SUNSHINE ASSISTED LIVING		21			21
NAPHCARE, INC.		11	10	48%	21
RAPID RELIABLE TESTING NY LLC		19	2	10%	21
VIRTUA		17	4	19%	21
PHYSICIANS STAT		2	19	90%	21
ROCKLEDGE FAMILY HEALTH			21	100%	21
ST JUDE CHILDRENS RESEARCH HOSPITAL		21			21
CANTON-POTSDAM HOSPITAL LABORATORY		20			20
BAPTIST PRIMARY BLACK CREEK SOUTH			20	100%	20
CL BRUMBACK PRIMARY CARE CLINIC LANTANA		2	18	90%	20
FLORIDA HOSPITAL LABS		11	9	45%	20
NOVANT HEALTH		15	5	25%	20
ESTATES MEDICAL CENTER		12	8	40%	20
LONG TERM CARE OF GULF BREEZE LLC		17	3	15%	20
ENCOMPASS HEALTH REHABILITATION HOSPITAL OF LARGO		18	2	10%	20
TGH MEDICAL GROUP LABORATORY CARROLLWOOD			20	100%	20
MARYLAND DEPARTMENT OF HEALTH			20	100%	20
HEALTHY MINORS, LLC.		20			20
LAKE WORTH MANOR		19	1	5%	20
ADVENT HEALTH EXPRESS		9	11	55%	20
MID FLORIDA PATHOLOGY LLC		19	1	5%	20
PONCE PLAZA NURSING & REHAB CENTER		4	16	80%	20
Wiregrass Rehabilitation Center and Nursing Home		20			20
SOUTHCOR LABORATORY		2	18	90%	20
HOLMES COUNTY HEALTH DEPARTMENT		13	7	35%	20
HENDRY REGIONAL CORPORATE HEALTH			20	100%	20
CONNECTDX		5	15	75%	20
BAY PEDIATRICS PA		18	2	10%	20
MINUTECLINIC, LLC #08366		15	5	25%	20
POINT OF CARE CLINICS PRIMARY CARE		20			20
CARESPOT		1	19	95%	20
ENGLEWOOD HOSPITAL AND MEDICAL CENTER		16	4	20%	20
CARESPOT OF NOCATEE		1	19	95%	20
LAKE PLACID HEALTH AND REHABILITATION			20	100%	20
APOLLO HEALTH & REHABILITATION		15	5	25%	20
MEDICAL EXPRESS CORP		18	2	10%	20
ACCESS 365 URGENT CARE		7	13	65%	20
CARENOW - DOWNTOWN NORTH GULCH		20			20
MINUTECLINIC DIAGNOSTIC OF NORTH CAROLINA		20			20
81ST MEDICAL GROUP			20	100%	20
BETHESDA HEALTH PHYSICIAN GROUP INC			20	100%	20
Baldwin Pediatrics		18	2	10%	20
PINES NURSING HOME		19	1	5%	20
PALMS MEDICAL GROUP - LAKE CITY WEST		3	17	85%	20
REDITUS LABORATORIES			20	100%	20

COVID-19: testing by laboratory

Data through Jan 25, 2021 verified as of Jan 26, 2021 at 09:25 AM

Data in this report are provisional and subject to change.

The numbers in the table below represent the number of Florida and non-Florida residents for whom test results were received by the Department of Health. A person can be tested by more than one laboratory and can have both positive and negative results. **Therefore, the sum of the numbers in each column will be larger than the total number of people tested.**

Reporting lab	Inconclusive	Negative	Positive	Percent positive	Total
GLEN COVE HOSPITAL		20			20
SUWANNEE COUNTY SHERIFF OFFICE		17	3	15%	20
ATLAN		18	2	10%	20
BEST MEDICAL CENTER		11	9	45%	20
ASSISTED LIVING OF BROWARD		19			19
FLORIDA COMMUNITY HEALTH CENTER OF ST. LUCIE		1	18	95%	19
LONG BEACH URGENT CARE		19			19
NO NAME		8	11	58%	19
INTEGRATED REGIONAL LABORATORIES - LARGO			19	100%	19
STONE WASH CLINICAL LABORATORIES		2	17	89%	19
PRIMECARE OF DOTHAN-DALEVILLE CLINIC		14	5	26%	19
FORT SANDERS REGIONAL LABORATORY		19			19
OAKMONTE VILLAGE		18	1	5%	19
JEFFERSON K-12, A SOMERSET SCHOOL- CLINIC		16	3	16%	19
BROOKDALE MANDARIN CENTRAL		6	13	68%	19
BAYVIEW MEDICAL		19			19
STUART REHABILITATION AND HEALTHCARE		5	14	74%	19
MINUTECLINIC DIAGNOSTIC OF MICHIGAN		17	2	11%	19
SHORE MEMORIAL HOSPITAL		16	3	16%	19
NANO HEALTH ASSOCIATES LLC		19			19
TOTAL ACCESS URGENT CARE			19	100%	19
HUNTINGTON STATION URGENT CARE		18	1	5%	19
HARBOUR ISLAND PEDIATRICS		12	7	37%	19
LIFE CARE CENTER OF JACKSONVILLE			19	100%	19
LAB INTERMARKET FACILITY LAB		1	18	95%	19
OLIVE BRANCH HEALTH AND REHABILITATION CENTER			19	100%	19
Kindred Hospital South Florida Hollywood SNU		18	1	5%	19
ESOTERIX GENETIC LABORATORIES		16	3	16%	19
MIGUEL E TREVINO MD PA		16	3	16%	19
MEDEXPRESS URGENT CARE - BLOOMINGTON		16	3	16%	19
MEDEXPRESS - BLOOMIN BRANDS		4	15	79%	19
UNIV OF NORTH ALABAMA HEALTH CENTER		18	1	5%	19
MAGNOLIA PEDIATRICS		2	17	89%	19
BAY STREET PHARMACY		18	1	5%	19
CAPE CORAL HOSPITAL ABG LABORATORY		10	9	47%	19
OHIO CVS STORES, LLC DBA		17	2	11%	19
MED HEALTH SERVICES		18	1	5%	19
ADVENTHEALTH MEDICAL GROUP FAMILY & INTERNAL		9	10	53%	19
MARTHA'S HOUSE & ASSISTED LIVING FACILITY		19			19
HEALTH MED CENTERS		19			19
SEVEN RIVERS REGIONAL MEDICAL CENTER		5	14	74%	19
Bon Secours Maria Manor		14	5	26%	19
GROWING TOGETHER PEDIATRICS, LLC		15	4	21%	19
DALE MEDICAL CENTER		13	5	28%	18
JACKSON NORTH MEDICAL CENTER		2	16	89%	18
DAVID LAWRENCE CENTER		15	3	17%	18
LAKE COUNTY SCHOOLS EMPLOYEE HEALTH CENTER		11	7	39%	18

COVID-19: testing by laboratory

Data through Jan 25, 2021 verified as of Jan 26, 2021 at 09:25 AM

Data in this report are provisional and subject to change.

The numbers in the table below represent the number of Florida and non-Florida residents for whom test results were received by the Department of Health. A person can be tested by more than one laboratory and can have both positive and negative results. **Therefore, the sum of the numbers in each column will be larger than the total number of people tested.**

Reporting lab	Inconclusive	Negative	Positive	Percent positive	Total
MOORINGS PARK OAKSTONE AT GREY OAKS		17	1	6%	18
MARQUES PEDIATRICS			18	100%	18
HALIFAX HEALTH URGENT CARE		3	15	83%	18
Salerno Bay Health & Rehabilitation Center		13	5	28%	18
TOTAL RENAL LABORATORIES INC		13	5	28%	18
COMPLETE HOME CARE OF THE PALM BEACHES LLC		17	1	6%	18
M&V SAN JOSE MEDICAL CENTER			18	100%	18
UM MILLER SCHOOL OF MEDICINE			18	100%	18
PROFESSIONAL PARK PEDIATRICS PA			18	100%	18
Clearwater Center		8	10	56%	18
COLORADO DEPARTMENT OF PUBLIC HEALTH AND ENVIRONMENT			18	100%	18
Sovereign Laboratory Services, LLC		16	2	11%	18
CLERMONT ADVENTHEALTH CENTRA CARE			18	100%	18
GOOD SAMARITAN SOCIETY OF DAYTONA		16	2	11%	18
TIMBERLANE LODGE ALF	1	10	7	39%	18
CARDIOLOGY AND MEDICINE ASSOCIATES INC		18			18
AESTHETIC ENHANCEMENTS		18			18
MARION COUNTY HEALTH DEPARTMENT		17	1	6%	18
XPRESS WELLNESS URGENT CARE			18	100%	18
WALGREENS COVID-19		14	4	22%	18
CCS - BROWARD COUNTY JAIL		18			18
ASURANCE SCIENTIFIC LABORATORIES		18			18
BUREAU OF PUBLIC HEALTH	1	1	16	89%	18
NORTH PINELLAS CHILDRENS MEDICAL CENTER			18	100%	18
TPCA CLINICAL LABORATORIES		15	3	17%	18
IMA MEDICAL CENTER		7	11	61%	18
BOZEMAN HEALTH DEACONESS HOSPITAL		13	5	28%	18
ISLAND LAKE CENTER		4	14	78%	18
HOWARD BEACH URGENT CARE		18			18
DEPT OF VA MEDICAL CENTER - BAY PINES			18	100%	18
MADISON CORE LABORATORIES		17	1	6%	18
FAMILY CARE CYPRESS CREEK		1	17	94%	18
GENERAL INTERNAL MEDICINE MEDICAL CTR CLINIC		13	5	28%	18
AURORA DIAGNOSTICS		6	12	67%	18
GERALD J KIVETT MD		16	2	11%	18
HARTFORD HOSPITAL ANCILLARY LAB		17	1	6%	18
MORNINGSIDE MANOR & VILLA ADULT CARE C		18			18
MARATHON HEALTH FOR LIFE		16	2	11%	18
ROSLYN URGENT CARE		18			18
HEALTHCARE NOW			17	100%	17
WINTER PARK FAMILY PRACTICE LLC		17			17
RESOLVE MOLECULAR DIAGNOSTICS		13	4	24%	17
CVS MINUTE CLINIC DIAGNOSTIC OF NORTH CAROL		13	4	24%	17
CVS MINUTE CLINIC		1	16	94%	17
TENNESSEE DEPARTMENT OF HEALTH		13	4	24%	17
JESSIE TRICE COMMUNITY HEALTH SYSTEM, INC		1	16	94%	17
COOPER HEALTHCARE		17			17

COVID-19: testing by laboratory

Data through Jan 25, 2021 verified as of Jan 26, 2021 at 09:25 AM

Data in this report are provisional and subject to change.

The numbers in the table below represent the number of Florida and non-Florida residents for whom test results were received by the Department of Health. A person can be tested by more than one laboratory and can have both positive and negative results. **Therefore, the sum of the numbers in each column will be larger than the total number of people tested.**

Reporting lab	Inconclusive	Negative	Positive	Percent positive	Total
ADVENT HEALTH MEDICAL GROUP- FAMILY MEDICINE AT DR. PHILIPS		12	5	29%	17
JUPITER MEDICAL CENTER			17	100%	17
CONSOLIDATED LAB SERVICES		8	9	53%	17
MID-FLORIDA PATHOLOGY, LLC		12	5	29%	17
BIOREFERENCE LABORATORIES INC		3	14	82%	17
ST. JUDES LABORATORIES		12	5	29%	17
ROYAL PALM MEDICAL GROUP, INC		17			17
MD NOW MEDICAL CENTERS INC			17	100%	17
ERIC C MARSHAL MD, PC DBA MINUTECLINIC		16	1	6%	17
ROBERT H JENKINS JR VETERANS' DOMICILIARY HOME OF		14	3	18%	17
KIVA AT CANTERBURY			17	100%	17
BAYCARE MEDICAL GROUP INC			17	100%	17
MARCO DRUGS AND COMPOUNDING		13	4	24%	17
HOLIDAY MEDICAL ASSOCIATES		1	16	94%	17
BAY BREEZE HEALTH AND REHABILITATION CENTER		9	8	47%	17
ST ELIZABETH MEDICAL CENTER LABORATORY		16	1	6%	17
HELIX DIAGNOSTICS			17	100%	17
NEW YORK PRESBYTERIAN - ALLEN HOSPITAL		17			17
ALL PEDIATRIC CARE			17	100%	17
RAINBOW PEDIATRICS		1	16	94%	17
FUNGAL REFERENCE LABORATORY		12	5	29%	17
URGENT CARE AT LONGWOOD			17	100%	17
MICHELLE S PAGE MD PA		17			17
BRIDGEWAY HEALTH CLINICS INC			17	100%	17
URGENT CARE WEST CLINIC		14	3	18%	17
REGENCY SQUARE MALL - SEARS		2	15	88%	17
MINUTECLINIC, LLC		14	3	18%	17
BRADFORD COUNTY HEALTH DEPARTMENT		17			17
COMMONWEALTH OF MASSACHUSETTS			17	100%	17
Z UROLOGY		17			17
UVMC MICROBIOLOGY		16	1	6%	17
ASCENSION ST VINCENT'S PRIMARY CARE			17	100%	17
THE CANOPY AT HARPER LAKE	1		16	94%	17
AMELIA ASSISTED LIVING FACILITY		17			17
ROCKLAND URGENT CARE FAMILY HEALTH NP		17			17
COAST MED URGENT CARE		16	1	6%	17
WALGREEN EASTERN CO, INC		17			17
ADVENT HEALTH - ZEPHYRHILLS			16	100%	16
ADIRONDACK MEDICAL CENTER		16			16
OKEECHOBEE HEALTHCARE FACILITY			16	100%	16
CHILDRENS MEDICAL CENTER			16	100%	16
BONIFAY NURSING AND REHABILITATION CENTER			16	100%	16
NEWYORK-PRESBYTERIAN/ LAWRENCE HOSPITAL LABORATORY		14	2	13%	16
MINUTECLINIC DIAGNOSTIC OF ILLINOIS L		14	2	13%	16
HEALTH CENTRAL HOSPITAL			16	100%	16
ST AUGUSTINE PLANTATION		1	15	94%	16
URGENT CARE CLINIC OF LINCOLN		14	2	13%	16

COVID-19: testing by laboratory

Data through Jan 25, 2021 verified as of Jan 26, 2021 at 09:25 AM

Data in this report are provisional and subject to change.

The numbers in the table below represent the number of Florida and non-Florida residents for whom test results were received by the Department of Health. A person can be tested by more than one laboratory and can have both positive and negative results. **Therefore, the sum of the numbers in each column will be larger than the total number of people tested.**

Reporting lab	Inconclusive	Negative	Positive	Percent positive	Total
CRUCIAL CARE		10	6	38%	16
FAST TRACK URGENT CARE CENTER - TYRONE			16	100%	16
ARCPPOINT LABS OF WEST PALM BEACH			16	100%	16
ST VINCENT'S EAST		15	1	6%	16
ALBIBI		1	15	94%	16
DARDEN WELLNESS CENTER		13	3	19%	16
JUST FOR KIDS PEDIATRICS		5	11	69%	16
HUNT CLUB MEDICAL		12	4	25%	16
XERA MED RESEARCH			16	100%	16
CAREHERE LAKE SCHOOLS EMPLOYEE HEALTH CENTER		10	6	38%	16
UAH STUDENT HEALTH CENTER		11	5	31%	16
MONROE COUNTY DETENTION CENTER			16	100%	16
MAITLAND PRIMARY CARE		9	7	44%	16
INTERNAL MEDICINE ASSOCIATES & SPECIALTIES INC		15	1	6%	16
OCOEE PEDIATRICS		13	3	19%	16
ROADS PEDIATRICS,LLC		14	2	13%	16
LOVING CARE OF THE TREASURE COAST LLC	1	10	5	31%	16
ROWLETT MIDDLE ACADEMY		14	2	13%	16
BROOKDALE BRANDON	1	15			16
MEDEXPRESS URGENT CARE LEWISBURG		15	1	6%	16
MORRIS PARK URGENT CARE		13	3	19%	16
SRMC AVALON		9	7	44%	16
WAKULLA COUNTY HEALTH DEPARTMENT		5	11	69%	16
OPTUMCARE SOUTH FLORIDA, LLC		11	5	31%	16
JOSEPH MIGNOGNA		13	3	19%	16
LIGHTHOUSE PEDIATRICS OF NAPLES		12	4	25%	16
GRACE MEDICAL HOME		12	4	25%	16
DIEGO FALLON MD PA		6	10	63%	16
MASSACHUSETTS GENERAL HOSPITAL		1	15	94%	16
AVOW HOSPICE INC		16			16
ALL FLORIDA FAMILY & SPORTS MEDICINE		15	1	6%	16
Lab MSMC Hialeah			16	100%	16
ARDEN COURTS OF LELY PALMS		15	1	6%	16
GENTIVA HEALTH SERVICES		14	2	13%	16
ST CATHERINE OF SIENA HOSPITAL		14	2	13%	16
MILLENNIUM PHYSICIAN GRP LLC NAPLES PINE RIDGE			16	100%	16
KEYSTYLE LIVING LLC	1	15			16
SHELBY BAPTIST MEDICAL CENTER		11	5	31%	16
REHAB AND HEALTHCARE CENTER OF CAPE CORAL		16			16
FAMILY AND INTERNAL MEDICINE AT AVALON PARK		13	3	19%	16
CERON PEDIATRICS & INTEGRATIVE MEDICIN		16			16
REGENEXX TAMPA BAY		14	2	13%	16
BROOKDALE ST AUGUSTINE			16	100%	16
PRO HEALTH FAMILY PHYSICIANS, NYSTROM		16			16
MD PLUS URGENT CARE, LLC			16	100%	16
MIRIMUS INC		1	15	94%	16
FLORIDA ENDOSCOPY & SURGERU CTR LLC		16			16

COVID-19: testing by laboratory

Data through Jan 25, 2021 verified as of Jan 26, 2021 at 09:25 AM

Data in this report are provisional and subject to change.

The numbers in the table below represent the number of Florida and non-Florida residents for whom test results were received by the Department of Health. A person can be tested by more than one laboratory and can have both positive and negative results. **Therefore, the sum of the numbers in each column will be larger than the total number of people tested.**

Reporting lab	Inconclusive	Negative	Positive	Percent positive	Total
PANAMA CITY VITAS HOSPICE		16			16
CAREHERE- LCS LEESBURG			16	100%	16
TRINITY MEDICAL ASSOCIATES LLC			15	100%	15
BIO-TECH CLINICAL LABORATORIES INC		15			15
NOVANT HEALTH GOHEALTH URGENT CARE-HARRISBURG		8	7	47%	15
NORTHWEST FLORIDA SLEEP		1	14	93%	15
GUARDANT HEALTH		11	4	27%	15
FLORIDA HOSPITAL WINTER GARDEN		13	2	13%	15
PATHLINE			15	100%	15
MINUTECLINIC DIAGNOSTIC OF HAWAII LLC		14	1	7%	15
BROOKDALE PENSACOLA		14	1	7%	15
COLLEGE POINT URGENT CARE		13	2	13%	15
MINUTECLINIC, LLC, DBA MINUTECLINIC #5		12	3	20%	15
SINAI HOSPITAL OF BALTIMORE		15			15
CARESPOT EXPRESS HEALTHCARE			15	100%	15
HOLLEY-NAVARRE MEDICAL CLINIC		5	10	67%	15
MINUTECLINIC DIAGNOSTIC OF TN PC #378		14	1	7%	15
PROMEDICA LABORATORIES		11	4	27%	15
BESSENT ROAD GROUP HOME		15			15
ISLAMORADA VILLAGE OF ISLANDS FIRE RESCUE		15			15
CHARLOTTE CHD PORT CHARLOTTE		12	3	20%	15
DIATHERIX		13	2	13%	15
MULBERRY'S MOBILE PROVIDER SERVICES LLC		1	14	93%	15
Citymd Of Lacey		14	1	7%	15
TELEVISIT MALABAR PEDIATRICS		5	10	67%	15
COASTAL FAMILY PRACTICE		8	7	47%	15
ARDEN COURTS OF SARASOTA			15	100%	15
CENTERPLACE HEALTH		1	14	93%	15
MILTON 4707		15			15
PINELLAS 1 HOME HEALTH CARE CORP		15			15
TOTTENVILLE CIRCLE URGENT CARE		15			15
GLEN OAKS URGENT CARE		15			15
WINSHIPS PHARMACY INC		15			15
CONCORD LIFE SCIENCES LLC		3	12	80%	15
ROBERT WOOD JOHNSON UNIVERSITY HOSP		13	2	13%	15
EAR NOSE & THROAT ASSOCIATES OF MANATEE PA		15			15
BAYCARE HEALTH SYSTEMS, LLC			15	100%	15
SPEARHEAD MEDICAL			15	100%	15
EASTLAKE PEDIATRICS - TRINITY		15			15
MCWHORTER SCHOOL OF PHARMACY		15			15
OCEANSIDE URGENT CARE		15			15
MINIMALLY INVASIVE VASCULAR INC		13	2	13%	15
SIGNATURE HEALTHCARE OF ORANGE PARK		14	1	7%	15
BIG BEND CARES, INC		13	2	13%	15
FAMILY CARE CENTER OF ARLINGTON		10	5	33%	15
HODGES CLUSTER		2	13	87%	15
DEPT OF VA MED CENTE-WEST PALM BEACH			15	100%	15

COVID-19: testing by laboratory

Data through Jan 25, 2021 verified as of Jan 26, 2021 at 09:25 AM

Data in this report are provisional and subject to change.

The numbers in the table below represent the number of Florida and non-Florida residents for whom test results were received by the Department of Health. A person can be tested by more than one laboratory and can have both positive and negative results. **Therefore, the sum of the numbers in each column will be larger than the total number of people tested.**

Reporting lab	Inconclusive	Negative	Positive	Percent positive	Total
MEADOWCREST MOLECULAR DIAGNOSTICS, LLC			15	100%	15
VALLEY IMMEDIATE CARE		13	2	13%	15
SUNLIFE PHARMACY		15			15
WELLINGTON FAMILY PRACTICE		13	2	13%	15
NOMI HEALTH LAB SERVICES LLC			15	100%	15
BHA CENTRAL COUNTY CLINIC		1	14	93%	15
CENTER ONE SURGERY CENTER		11	4	27%	15
EXPRESS FAMILY CARE LLC			15	100%	15
ORLANDO HEALTH		2	13	87%	15
MINUTE CLINIC DIAGNOSTIC OF VIRGINIA		11	4	27%	15
SOUTH CAROLINA DEPT OF HEALTH AND ENVIRONMENT CONTROL		2	13	87%	15
CLEARWATER EMPLOYEE HEALTH CLINIC		5	10	67%	15
49D2045214PHYSICIAN OFFICE WAIVER MEDEXPRESS URGENT CARE - HARRISONBU		6	9	60%	15
Wesley Place on Honeysuckle		12	2	14%	14
ST CLOUD MEDICAL GROUP		12	2	14%	14
BVL PEDIATRICS		14			14
MINUTECLINIC DIAGNOSTIC PA		13	1	7%	14
ALAN L MELOTEK MD		14			14
WALK IN URGENT CARE			14	100%	14
FLORIDA DEPARTMENT OF HEALTH IN HILLSBOROUGH COUNTY			14	100%	14
ALWAYS BEST CARE SENIOR SERVICES		12	2	14%	14
ATRIA WILLOW WOOD		13	1	7%	14
CLEVELAND CLINIC FLORIDA		1	13	93%	14
OSCEOLA ALF OPERATOR, LLC DBA□		14			14
MEDEXPRESS URGENT CARE, MOON TOWNSHIP		13	1	7%	14
LAKELAND HILLS CENTER		7	7	50%	14
BOCA SIMON		2	12	86%	14
POLK CHD BARTOW		13	1	7%	14
GRAND VILLA OF DELAND		10	4	29%	14
NEW YORK METHODIST HOSPITAL		13	1	7%	14
BAPTIST MEDICAL CENTER EAST		11	3	21%	14
CLEVELAND CLINIC			14	100%	14
MACKOUL PEDIATRICS FORT MYERS			14	100%	14
SOUTHEASTERN UNIVERSITY INC		14			14
RIVERSIDE COTTAGES AT THE SHORES, LLC			14	100%	14
BENTON HOUSE OF PORT ORANGE		8	6	43%	14
STATEN ISLAND UNIVERSITY HOSPITAL		13	1	7%	14
UHEALTH AT FISHER ISLAND			14	100%	14
FLUSHING HOSPITAL MEDICAL CENTER		11	3	21%	14
UC HEALTH UNIVERSITY HOSPITAL		11	3	21%	14
MINUTECLINIC DIAGNOSTIC OF PENNSYLVANI		14			14
ADVANCE URGENT CARE CENTER, LLC			14	100%	14
SIGMUND LABS LLC		14			14
Consulate Health Care of Jacksonville			14	100%	14
MINUTE CLINIC DIAGNOSTIC OF NEW JERSEY		14			14
ST JOSEPH HOSPITAL		13	1	7%	14
NORTHWESTERN MEMORIAL HOSPITAL			14	100%	14

COVID-19: testing by laboratory

Data through Jan 25, 2021 verified as of Jan 26, 2021 at 09:25 AM

Data in this report are provisional and subject to change.

The numbers in the table below represent the number of Florida and non-Florida residents for whom test results were received by the Department of Health. A person can be tested by more than one laboratory and can have both positive and negative results. **Therefore, the sum of the numbers in each column will be larger than the total number of people tested.**

Reporting lab	Inconclusive	Negative	Positive	Percent positive	Total
ASTORIA HEALTH AND REHABILITATION CENTER		13	1	7%	14
THE LODGE AND REHABILITATION CENTER		6	8	57%	14
BAYFRONT HMA CONVENIENT CARE, LLC		2	12	86%	14
AUBURN COMMUNITY HOSPITAL		12	2	14%	14
PRATTVILLE BAPTIST HOSPITAL		11	3	21%	14
STATMED OCALA			14	100%	14
D W MCMILLAN MEMORIAL HOSPITAL		4	10	71%	14
MINUTECLINIC MINUTECLINIC #8746		14			14
WELLMED AT LAKE COPELAND		8	6	43%	14
FORT HAMILTON URGENT CARE		14			14
LAKE CO EMPLOYEE HEALTH AND WELLNESS CENTER		13	1	7%	14
KRYSTAL BAY NURSING AND REHABILITATION		10	4	29%	14
HEALTHFIRST ADVENT HEALTH CENTRA CARE COCOA BEACH			14	100%	14
BASSETTI & ASSOCIATES, MD, PA			14	100%	14
MEDEMERGE		13	1	7%	14
Belleair Healthcare Center		8	6	43%	14
GRAND VILLA OF ST. PETERSBURG		12	2	14%	14
BAYLOR GENETICS		6	8	57%	14
EPIPHANY HEALTH		8	6	43%	14
MINUTECLINIC DIAGNOSTICS MEDICAL GROUP		13	1	7%	14
PHELPS HOSPITAL LABORATORY		11	2	15%	13
FLORIDA STATE HOSPITAL			13	100%	13
EAR NOSE AND THROAT ASSOCIATES OF MANATEE, P.A.		10	3	23%	13
ESCAMBIA COMMUNITY CLINIC		2	11	85%	13
BROOKDALE DELAND			13	100%	13
ROCKLEDGE		3	10	77%	13
DYNAMIC DNA LAB		1	12	92%	13
CIGNA PBSO WEST PALM			13	100%	13
MAINSTREET FAMILY SELECT		1	12	92%	13
BAPTIST MEMORIAL HEALTH CARE		11	2	15%	13
JOSEPH SCHENKER MD PC DBA CENTERS URGENT		11	2	15%	13
CLINICAL LABORATORY SERVICES			13	100%	13
SHELBY COUNTY HEALTH CARE CORPORATION		10	3	23%	13
MINUTECLINIC DIAGNOSTIC MEDICAL GROUP		12	1	8%	13
FORT WALTON BEACH DEVELOPMENTAL CENTER		12	1	8%	13
ANYLABTESTNOW			13	100%	13
INN AT LAKE SEMINOLE SQUARE, THE		13			13
URGENT TEAM		10	3	23%	13
ORANGE REGIONAL MEDICAL CENTER LABORATORY		10	3	23%	13
UNIVERSITY LAB			13	100%	13
DAVITA DIALYSIS		4	9	69%	13
BRYAN WHITFIELD MEMORIAL HOSPITAL		8	5	38%	13
EAST HILL PHARMACY		7	6	46%	13
LUCID DIAGNOSTICS LABS			13	100%	13
CUSTEAD CARE CENTER HAVEN HOSPICE		12	1	8%	13
TEXAS DEPARTMENT OF STATE HEALTH SERVICES		3	10	77%	13
SPRINGWOOD COURT		8	5	38%	13

COVID-19: testing by laboratory

Data through Jan 25, 2021 verified as of Jan 26, 2021 at 09:25 AM

Data in this report are provisional and subject to change.

The numbers in the table below represent the number of Florida and non-Florida residents for whom test results were received by the Department of Health. A person can be tested by more than one laboratory and can have both positive and negative results. **Therefore, the sum of the numbers in each column will be larger than the total number of people tested.**

Reporting lab	Inconclusive	Negative	Positive	Percent positive	Total
CROSS CARE CENTER			13	100%	13
SOUTH NASSAU COMMUNITIES HOSPITAL		10	3	23%	13
BROOKLYN HOSPITAL CENTER DOWNTOWN CAMPUS		13			13
PARKWEST MEDICAL CENTER		11	2	15%	13
BLOUNT MEMORIAL HOSPITAL		12	1	8%	13
UNIVERSITY HOSPITAL UC HEALTH		9	4	31%	13
MINUTECLINIC DIAGNOSTIC OF NORTH CAROLINA PC		11	2	15%	13
CVS MINUTE CLINIC DIAGNOSTIC OF TEXAS LLC		10	3	23%	13
ODYSSEY HEALTHCARE OF MARION COUNTY, LLC		13			13
CARILLON SPORTS AND FAMILY MEDICINE		9	4	31%	13
BAYA URGENT CARE LLC		1	12	92%	13
SOUTHEAST FAMILY HEALTHCARE CENTER			13	100%	13
MONTEFIORE ST LUKE'S CORNWALL HOSPITAL		10	3	23%	13
BODYK		9	4	31%	13
OPIS ISLAND LAKE CENTER		13			13
KIVA AT CANTERBURY, LLC		13			13
IN-OFFICE LAB		12	1	8%	13
HUDSON VALLEY HOSPITAL CENTER LABORATORY		12	1	8%	13
MEDEXPRESS URGENT CARE - ROBINSON TWP, STEUBENVILLE PIKE		11	2	15%	13
BARTON FAMILY PRACTICE		7	6	46%	13
Sunnyside Care Center		13			13
VILLA OF KINGS AND QUEENS OF DELRAY		13			13
MINUTECLINIC DIAGNOSTIC OF RHODE ISLAND, LLC #590		12	1	8%	13
SONATA BOYNTON BEACH		12	1	8%	13
CAREATC			13	100%	13
CORE LABORATORY		1	12	92%	13
STEWART MELBOURNE HOSPITAL, INC	1		11	92%	12
SOUTHEASTERN LABORATORY			12	100%	12
CARENOW URGENT CARE-BRENTWOOD		8	4	33%	12
MI CASA DORADA ASSISTED LIVING FACILIT		12			12
CRESTVIEW IMMEDIATE CARE LL			12	100%	12
MI2297090CV HOLLAND-23D2189684		12			12
MELBOURNE FAMILY PRACTICE		11	1	8%	12
AIR, LAND & SEA PHYSICALS & CONSULTATIONS, LLC		11	1	8%	12
PANCARE HEALTH - WEWA ELEMENTARY			12	100%	12
Jupiter Medical Center Pavilion		11	1	8%	12
THE PLAZA AT PARKSQUARE		12			12
COMMUNITY HEALTH OF SOUTH FLORIDA INC			12	100%	12
LIFE CARE OF PORT SAINT LUCIE		3	9	75%	12
COMPREHENSIVE CHILDCARE ASSOCIATES		8	4	33%	12
APPLE DIAGNOSTICS LAB		5	7	58%	12
PBSO WEST PALM FAMILY PRACTICE		1	11	92%	12
OHIO STATE UNIVERSITY MEDICAL CENTER			12	100%	12
MINUTECLINIC #8699		9	3	25%	12
NASSAU COUNTY JAIL		11	1	8%	12
OCALA OAKS REHABILITATION CENTER		7	5	42%	12
ORANGE PEDIATRICS			12	100%	12

COVID-19: testing by laboratory

Data through Jan 25, 2021 verified as of Jan 26, 2021 at 09:25 AM

Data in this report are provisional and subject to change.

The numbers in the table below represent the number of Florida and non-Florida residents for whom test results were received by the Department of Health. A person can be tested by more than one laboratory and can have both positive and negative results. **Therefore, the sum of the numbers in each column will be larger than the total number of people tested.**

Reporting lab	Inconclusive	Negative	Positive	Percent positive	Total
SUWANNEE COUNTY JAIL		11	1	8%	12
ROSS MEDICAL GROUP			12	100%	12
MICHAEL A VENZAIO MD		10	2	17%	12
ADVENT HEALTH - KISSIMMEE		3	9	75%	12
Lady Lake Specialty Care			12	100%	12
LONG ISLAND JEWISH VALLEY STREAM		12			12
BOCA SIMON LAB		1	11	92%	12
MINUTECLINIC DIAGNOSTIC OF MICHIGAN PC		11	1	8%	12
MERIDIAN AT WATERWAYS, THE		10	2	17%	12
FAMILY CARE			12	100%	12
LAKES DIALYSIS CENTER INC			12	100%	12
ELTINGVILLE CIRCLE URGENT CARE		12			12
FLORIDA PRESBYTERIAN HOMES INC		11	1	8%	12
A AND R RESEARCH GROUP LLC		10	2	17%	12
IREPERTOIRE_MOL_LAB		12			12
WELLMED AT PLANT CITY		8	4	33%	12
RAINBOW PEDIATRIC CENTER		2	10	83%	12
METHODIST MEDICAL CENTER		9	3	25%	12
WALGREEN		4	8	67%	12
NOVALIFE MEDSPA			12	100%	12
VERITAS RESEARCH CORP			12	100%	12
ACADIAN DIAGNOSTIC LABORATORIES		8	4	33%	12
METROPOLITAN HOSPITAL CENTER		11	1	8%	12
BROWARD DIALYSIS			12	100%	12
MINUTECLINIC, LLC, DBA MINUTECLINIC #2544		11	1	8%	12
TLC FAMILY CARE HOME INC		12			12
PRIMARY CARE MEDICINE	1	10	1	8%	12
SUNSHINE PEDIATRICS OF CENTRAL FLORIDA PL		10	2	17%	12
FAMILY MEDICINE AT LONGWOOD			12	100%	12
TNC WALK IN CLINIC		9	3	25%	12
MERCY MEDICAL CENTER		5	7	58%	12
GLEN OAKS HEALTH AND REHABILITATION CENTER			12	100%	12
FLORIDA DEPT OF HEALTH		4	8	67%	12
LAB UNKNOWN		1	11	92%	12
INNOVATIVE RESEARCH OF WEST FLORIDA		9	3	25%	12
WORLD WRESTLING ENTERTAINMENT			12	100%	12
PREMIUM HEALTH SERVICES OF TAMPA BAY LLC		9	3	25%	12
WACO HHSSURGEWACO	1	10	1	8%	12
FHCP-PORT ORANGE		3	9	75%	12
WOODHOUSE INC		12			12
GULFCOAST PEDIATRICS		12			12
ACCESS MEDICAL CENTER			12	100%	12
FAMILY HEALTH CENTER			12	100%	12
ST PETER'S UNIVERSITY HOSPITAL		9	3	25%	12
PROHEALTH CARE ASSOCIATES MOBILE		9	3	25%	12
LEON CHD		12			12
LEE MEMORIAL HEALTH SYSTEM HEALTH FAIR		10	2	17%	12

COVID-19: testing by laboratory

Data through Jan 25, 2021 verified as of Jan 26, 2021 at 09:25 AM

Data in this report are provisional and subject to change.

The numbers in the table below represent the number of Florida and non-Florida residents for whom test results were received by the Department of Health. A person can be tested by more than one laboratory and can have both positive and negative results. **Therefore, the sum of the numbers in each column will be larger than the total number of people tested.**

Reporting lab	Inconclusive	Negative	Positive	Percent positive	Total
SUMMIT ATLANTIC SURGERY CENTER		12			12
UTAH DEPARTMENT OF HEALTH			12	100%	12
NORTHWEST FLORIDA ENT, PA		5	7	58%	12
NAPLES GREEN VILLAGE		12			12
PREMIER LABORATORY SERVICES, LLC		5	6	55%	11
CARE HERE		1	10	91%	11
SAMARITAN MEDICAL CENTER		11			11
UNIVERSITY CENTRA CARE		10	1	9%	11
GENESIS		7	4	36%	11
THE TERRACE OF SAINT CLOUD		9	2	18%	11
UMHC/SYLVESTER AT KENDALL		1	10	91%	11
WHITE-WILSON MEDICAL CENTER		11			11
NIGHT LITE PEDIATRICS CENTER, LLC		1	10	91%	11
MEADOWCREST FAMILY PHYSICIANS PA			11	100%	11
CARLOS PORTU MD, PLLC			11	100%	11
TREASURE COAST URGENT CARE			11	100%	11
PALM BEACH PATHOLOGY		9	2	18%	11
AVENTURA HOSPITAL AND MEDICAL CENTER			11	100%	11
BELLEVUE HOSPITAL CENTER DEPARTMENT		11			11
QUOTIENT SCIENCES LABS LLC			11	100%	11
ORCHID COVE		2	9	82%	11
ADVENTHEALTH MEDICAL GROUP CARE CLINIC AT		8	3	27%	11
VIRTUA WEST JERSEY HOSPITAL VOORHEES		9	2	18%	11
AIM LABORATORIES			11	100%	11
JFK MEDICAL CENTER NORTH LAB		1	10	91%	11
GADSDEN REGIONAL MEDICAL CENTER		11			11
SENIOR HOME CARE INC		11			11
ELITE HOME HEALTH SERVICES		11			11
MOUNT DORA PEDIATRICS		9	2	18%	11
TROPICANA		5	6	55%	11
JOSEF SCHENKER MD PC		11			11
MEDICAL CENTER AFFILIATES WEST PALM			11	100%	11
MINUTECLINIC DIAGNOSTIC OF SOUTH CAROL		9	2	18%	11
REDMED CLINIC OF ARLINGTON		10	1	9%	11
St. Annes Nursing Center, St. Annes Residence, Inc.		11			11
LEHIGH VALLEY HOSPITAL		3	8	73%	11
MORTON PLANT MEASE			11	100%	11
LAKE INTERNAL MEDICINE ASSOCIATES PA		9	2	18%	11
WATSON HEALTHCARE		8	3	27%	11
PINELLAS COUNTY HEALTH DEPARTMENT		2	9	82%	11
DMH STEINHATCHEE FAMILY MEDICINE		8	3	27%	11
SEMORAN FAMILY HEALTH LLC		10	1	9%	11
INTERMOUNTAIN CENTRAL LAB		1	10	91%	11
WOODLAND TOWERS		6	5	45%	11
ARDEN COURTS OF PALM HARBOR			11	100%	11
HORIZON MEDICAL GROUP		9	2	18%	11
WINTER PARK CARE AND REHABILITATION			11	100%	11

COVID-19: testing by laboratory

Data through Jan 25, 2021 verified as of Jan 26, 2021 at 09:25 AM

Data in this report are provisional and subject to change.

The numbers in the table below represent the number of Florida and non-Florida residents for whom test results were received by the Department of Health. A person can be tested by more than one laboratory and can have both positive and negative results. **Therefore, the sum of the numbers in each column will be larger than the total number of people tested.**

Reporting lab	Inconclusive	Negative	Positive	Percent positive	Total
TELEVISIT PALM BAY FAMILY PRACTICE		9	2	18%	11
DESOTO HEALTH AND REHAB LLC		7	4	36%	11
MC DIAGNOSTIC OF CONNECTICUT, PC #775		10	1	9%	11
VALDOSTA FAMILY MEDICINE			11	100%	11
MHHS All Lab Subsection		11			11
ARNOT OGDEN MEDICAL CENTER LABORATORY		11			11
CARE FAST MURABELLA		7	4	36%	11
FAMILY PRACTICE ON THE GO		6	5	45%	11
WANTAGH URGENT CARE		8	3	27%	11
MEDEXPRESS URGENT CARE-ALTOONA		9	2	18%	11
PRIMECARE ACQUISITION FAMILY PRACTICE INC		11			11
EMERALD COAST PEDIATRICS			11	100%	11
BROOKDALE DESTIN		1	10	91%	11
NORTHERN WESTCHESTER HOSPITAL LABORATORY		9	2	18%	11
CARINGTON MANOR		11			11
FIRST CHOICE PEDIATRICS INC		10	1	9%	11
DOCTORS MEDICAL CENTER OF WALTON COUNTY CLINIC			11	100%	11
BAPTIST PRIMARY CARE PONTE VEDRA		6	5	45%	11
BIOTECH CLINICAL LABORATORIES, INC.		1	10	91%	11
ALCOVE ASSISTED LIVING FACILITY		11			11
Terrace of Jacksonville			10	100%	10
APPALACHIAN REGIONAL HEALTHCARE SYSTEM		10			10
RPC@HODGES		2	8	80%	10
MEDEX REGIONAL LABORATORIES LLC		1	9	90%	10
ILLINOIS DEPT OF PUBLIC HEALTH LAB - SPRINGFIELD			10	100%	10
MINUTECLINIC DIAGNOSTIC OF TN, PC 374		6	4	40%	10
WATSON THERAPEUTICS INC		1	9	90%	10
VITALANT		1	9	90%	10
PARROTT MEDICAL CLINIC			10	100%	10
MEDEXPRESS URGENT CARE CHARLESTON		6	4	40%	10
Hialeah Nursing And Rehabilitation Center		6	4	40%	10
CVS TN5639POCT FARRAGUT		9	1	10%	10
Hackensack Umc Mountainside		9	1	10%	10
VETERNANS ADMINISTRATION			10	100%	10
SAVANNAH MANOR ASSISTED LIVING COMMUNITY			10	100%	10
LAKE NONA MEDICAL SERVICES		3	7	70%	10
KIDSVILLE PEDIATRICS			10	100%	10
PANCARE HEALTH - VERNON ELEMENTARY			10	100%	10
Gulf Shore Care Center		6	4	40%	10
MEDEXPRESS URGENT CARE - SEMINOLE SQUAU		9	1	10%	10
CORNER OAK ESTATE LLC		10			10
MED LABS DIAGNOSTICS		5	5	50%	10
PROMEDICA SENIOR LIVING		9	1	10%	10
BAYCARE MEDICAL GROUP INC			10	100%	10
PRIMECARE AT PORT ORANGE			10	100%	10
BROWARD HEALTH CARE			10	100%	10
VASCONCELLO COHEN MD PA		9	1	10%	10

COVID-19: testing by laboratory

Data through Jan 25, 2021 verified as of Jan 26, 2021 at 09:25 AM

Data in this report are provisional and subject to change.

The numbers in the table below represent the number of Florida and non-Florida residents for whom test results were received by the Department of Health. A person can be tested by more than one laboratory and can have both positive and negative results. **Therefore, the sum of the numbers in each column will be larger than the total number of people tested.**

Reporting lab	Inconclusive	Negative	Positive	Percent positive	Total
WEEMS MEMORIAL HOSPITAL		7	3	30%	10
LAKE BALDWIN CBOC		9	1	10%	10
MEYER PEDIATRICS CHTD		10			10
MEDEXPRESS URGENT CARE PARKERSBURG		8	2	20%	10
CREATIVE TESTING SOLUTIONS		3	7	70%	10
ADVENTHEALTH MEDICAL GROUP		9	1	10%	10
ASSOCIATES MD CYPRESS CREEK			10	100%	10
MEDICAL LABORATORY DIAGNOSTICS			10	100%	10
MOSOLF PEDIATRICS			10	100%	10
TENNESSEE DEPARTMENT OF HEALTH (TDH) - CENTRAL LABORATORY		2	8	80%	10
HCR MANORCARE		10			10
Grand Villa of Deerfield Beach		8	2	20%	10
CARENOW URGENT CARE - EAST NASHVILLE		8	2	20%	10
ALABAMA DEPARTMENT OF PUBLIC HEALTH		1	9	90%	10
ST JOSEPH'S HOSPITAL LABORATORY			10	100%	10
ADVENT HEALTH - WINTER HAVEN		6	4	40%	10
GRACE WELLNESS CENTER		3	7	70%	10
EMERALD COAST HOSPICE - CRESTVIEW		10			10
SOMA MEDICAL CENTER PA #3			10	100%	10
EP MEDICAL EQUIPMENT PHARMACY		9	1	10%	10
BOCA RATON REGIONAL HOSPITAL LAB			10	100%	10
CBC LAB		3	7	70%	10
MINUTECLINIC DIAGNOSTIC OF TN PC #566		8	2	20%	10
WELLMED AT SOUTH PARSONS		8	2	20%	10
CONSULATE HEALTH CARE OF PENSACOLA			10	100%	10
COVANCE CENTRAL LABORATORY			10	100%	10
AMBRY GENETICS CORPORATION		10			10
PRORENATA LABS		2	8	80%	10
ORMOND MEDICAL ARTS		3	7	70%	10
FAMILY MEDICINE AT HUNTERS CREEK		10			10
MY HEALTHY BLUEPRINT BY BAPTIST HEALTH CARE		8	2	20%	10
St Joseph's Hospital & Medical Center		9	1	10%	10
CORONA PATHOLOGY		10			10
URGENT CARE CENTER AT PINNACLE		4	6	60%	10
MIRIMUS CLINICAL LABS		3	7	70%	10
Maury Regional Hospital		6	4	40%	10
SONORAN DESERT PATHOLOGY ASSOCIATES			10	100%	10
PBC PREMIER FAMILY HEALTH			10	100%	10
BARBARA O'REILLY MD PA		10			10
BROOKDALE PANAMA CITY		9	1	10%	10
NEW JERSEY DEPARTMENT OF HEALTH COMMUNICABLE DISEASE SERVICE		3	7	70%	10
GATTOLINE ENTERPRISES, INC. DBA FAMILY CARE PHARMACY		6	4	40%	10
MEDEXPRESS URGENT CARE - TIMBERLAKE		10			10
COMMUNITY HEALTH CENTER		2	8	80%	10
NURSING PLUS OF BROWARD LLC		1	9	90%	10
ONEIDA HEALTHCARE CENTER		8	2	20%	10
HAVEN HOSPICE			10	100%	10

COVID-19: testing by laboratory

Data through Jan 25, 2021 verified as of Jan 26, 2021 at 09:25 AM

Data in this report are provisional and subject to change.

The numbers in the table below represent the number of Florida and non-Florida residents for whom test results were received by the Department of Health. A person can be tested by more than one laboratory and can have both positive and negative results. **Therefore, the sum of the numbers in each column will be larger than the total number of people tested.**

Reporting lab	Inconclusive	Negative	Positive	Percent positive	Total
BENTLEY VILLAGE II		1	9	90%	10
NORTH OKALOOSA PHYSICIAN GROUP		10			10
BEAUMONT LABORATORY			10	100%	10
ISLAND COAST PEDIATRICS IN-HOUSE LAB		10			10
LAKEWOOD RANCH MEDICAL CENTER CLINICAL LAB			10	100%	10
BUENA VIDA ESTATES			9	100%	9
MOLECULAR PATHOLOGY LABORATORY			9	100%	9
PERSONAL PEDIATRICS PA		7	2	22%	9
UNIVERSITY MEDICAL CENTER		8	1	11%	9
OUR HOME AT BEACON HILL			9	100%	9
NORTHWEST FLORIDA COMMUNITY HOSPITAL LABORATORY		8	1	11%	9
FIRST CHOICE PEDIATRICS WINTER SPRINGS		9			9
MINUTECLINIC DIAGNOSTIC OF LOUISIANA		8	1	11%	9
THE VILLAGES HEALTH		5	4	44%	9
ADVENTHEALTH MEDICAL GROUP PULMONOLOGY		8	1	11%	9
MEDEXPRESS URGENT CARE - WINCHESTER GATEWAY		7	2	22%	9
GNT ASSOCIATES		8	1	11%	9
SURGERY CENTER OF CORAL GABLES LLC,THE		8	1	11%	9
MAIMONIDES MEDICAL CENTER		6	3	33%	9
NEMOURS CHILDREN'S PRIMARY CARE VERO BEACH			9	100%	9
JOSEF SCHENKER MD PC DBA CENTERS URGENT		8	1	11%	9
NATURE COAST REGIONAL MEDICAL CENTER			9	100%	9
RIVERSIDE MEDICAL GROUP		8	1	11%	9
Westchester General Hospital			9	100%	9
WINDSOR OF GAINESVILLE		9			9
CLAYMED OF NORTH FLORIDA			9	100%	9
WESTCHESTER GENERAL HOSPITAL BLOOD GAS LAB			9	100%	9
BAYFRONT HEALTH ST PETERSBURG		8	1	11%	9
SAMARITAN HOSPITAL LABORATORY		8	1	11%	9
MISSOURI DEPARTMENT OF HEALTH AND SENIOR SERVICES			9	100%	9
OMNI			9	100%	9
WINDSOR OF SAN PABLO, THE		6	3	33%	9
MEDEXPRESS URGENT CARE - LAFAYETTE		8	1	11%	9
PEDIATRIC HEALTH CARE ALLIANCE			9	100%	9
URGENT CARE & FAMILY PRACTICE CENTER			9	100%	9
TMH PHYSICIAN PARTNERS - MONTICELLO		8	1	11%	9
WADSWORTH CENTER - DAVID AXELROD INSTITUTE		8	1	11%	9
DIXIE COUNTY HEALTH DEPARTMENT		7	2	22%	9
ORANGE PARK PEDIATRIC ASSOCIATES		1	8	89%	9
ADVENT HEALTH - WESTCHASE ER		6	3	33%	9
UNAVAILABLE/UNKNOWN/NO INFORMATION FOUND			9	100%	9
DOT DOC SARASOTA		8	1	11%	9
PBC FIREFIGHTER BENEFIT FUND WELLNESS CENTER		1	8	89%	9
MINUTE CLINIC LLC #1448		8	1	11%	9
AEGIS MEDICAL GROUP			9	100%	9
OPTIONS FOR SENIORS INC DBA PALM KREST MANOR		7	2	22%	9
NATIONAL GENETICS INST LABCORP		4	5	56%	9

COVID-19: testing by laboratory

Data through Jan 25, 2021 verified as of Jan 26, 2021 at 09:25 AM

Data in this report are provisional and subject to change.

The numbers in the table below represent the number of Florida and non-Florida residents for whom test results were received by the Department of Health. A person can be tested by more than one laboratory and can have both positive and negative results. **Therefore, the sum of the numbers in each column will be larger than the total number of people tested.**

Reporting lab	Inconclusive	Negative	Positive	Percent positive	Total
CVS PHARMACY NO 274		9			9
RHODE ISLAND DEPARTMENT OF HEALTH			9	100%	9
MID FLORIDA PRIMARY CARE PA		6	3	33%	9
LAKEVIEW HEALTH SYSTEMS			9	100%	9
BAYONET POINT HOSPITAL			9	100%	9
AMERICAN HEALTH ASSOCIATES INC		1	8	89%	9
WELLMED AT PORT ST LUCIE WEST		6	3	33%	9
MICHIGAN DEPARTMENT OF COMMUNITY HEALTH		1	8	89%	9
PRECISION GENETICS			9	100%	9
BLOCK NATION CHASE		4	5	56%	9
URGENT CARE USA LLC		1	8	89%	9
OPTIMAL CARE PEDIATRICS			9	100%	9
NORTHSHORE UNIVERSITY HEALTHSYSTEM EVANSTON HOSPITAL LAB			9	100%	9
HIGH TOWER ALF LLC		8	1	11%	9
GENEXPERT			9	100%	9
CVS MINUTE CLINIC DIAGNOSTIC MED GRP OF CA		9			9
RICHMOND UNIVERSITY MEDICAL CENTER		7	2	22%	9
GCPM MANUAL MICROBIOLOGY		1	8	89%	9
VILLAGE PLACE HEALTH AND REHAB		9			9
ANY LAB TEST NOW INC			9	100%	9
FLORIDA MEDICAL CLINIC - MULTI SPECIALTY CAMPUS		2	7	78%	9
MONROE COUNTY HOSPITAL		6	3	33%	9
PLYMOUTH HARBOR INCORPORATED		9			9
LPG PEDIATRICS AT PAGE FIELD		9			9
MAINSTREET FAMILY CARE			9	100%	9
CVS MINUTE CLINIC DIAGNOSTIC OF WISCONSIN		9			9
CHEMISYS LABORATORIES		1	8	89%	9
LOREY ALF		9			9
AVALON FAMILY RESORT ASSISTED LIVING LLC		9			9
RIVERWOOD CENTER,THE			9	100%	9
PATEL MEDICAL VENTURES		8	1	11%	9
CARENOW URGENT CARE-MT JULIET		8	1	11%	9
CHILDREN'S HEALTH CENTER INC.		7	2	22%	9
G & R HEALTH MART PHARMACY		6	3	33%	9
ADVENT HEALTH - FOUR CORNERS ER		8	1	11%	9
LAKE NONA MEDICAL SERVICE LLC		9			9
SHERMAN-ABRAMS LABORATORY INC		8	1	11%	9
ACCESS PHARMACY		9			9
STEINHATCHEE DRUGS		6	3	33%	9
MEDEXPRESS URGENT CARE- MARYLAND		8	1	11%	9
MIDMICHIGAN MEDICAL CENTER			9	100%	9
CENTRAL FLORIDA PEDIATRIC URGENT CARE LLC		7	2	22%	9
COLLIER COUNTY JAIL		9			9
STATEN ISLAND UNIVERSITY HOSPITAL SEGUINE AVE		9			9
HEALTHPARK MEDICAL CTR NURSING SVC		8			8
Signature Healthcare of Ormond		8			8
ROSECASTLE			8	100%	8

COVID-19: testing by laboratory

Data through Jan 25, 2021 verified as of Jan 26, 2021 at 09:25 AM

Data in this report are provisional and subject to change.

The numbers in the table below represent the number of Florida and non-Florida residents for whom test results were received by the Department of Health. A person can be tested by more than one laboratory and can have both positive and negative results. **Therefore, the sum of the numbers in each column will be larger than the total number of people tested.**

Reporting lab	Inconclusive	Negative	Positive	Percent positive	Total
LIFE CARE CITRUS COUNTY			8	100%	8
CARENOW URGENT CARE-WEST END		6	2	25%	8
PASSPORT HEALTH OF TAMPA BAY		8			8
ORLANDO HEALTH PHYSICIAN ASSOCIATES		4	4	50%	8
PUTNAM FAMILY CARE INC		3	5	63%	8
ALAN SERURE MD		8			8
HUNTINGTON VILLAGE URGENT CARE		8			8
ALLINA HEALTH - ABBOTT NORTHWESTERN HOSPITAL		5	3	38%	8
INDIANA STATE DEPARTMENT OF HEALTH		1	7	88%	8
CIAN DIAGNOSTICS			8	100%	8
ADVENTHEALTH MEDICAL GROUP PEDIATRICS AT		2	6	75%	8
ATLANTIC CONSOLIDATED LABORATORY		8			8
URGENT MEDICAL CENTER INC		2	6	75%	8
PUTNAM COUNTY EMERGENCY RESCUE SERVICE		5	3	38%	8
GRAND VILLA OF ALTAMONTE SPRINGS		1	7	88%	8
LUXOR SCIENTIFIC LLC		1	7	88%	8
EMERGENCY MEDICAL CENTER		3	5	63%	8
CALLAWAY CLINIC		6	2	25%	8
IU HEALTH PATHOLOGY		1	7	88%	8
ST CLOUD PHYSICIAN MANAGMENT LLC		7	1	13%	8
GENEUS DIAGNOSTICS			8	100%	8
CONSULATE HEALTH CARE		7	1	13%	8
MEDEXPRESS URGENT CARE-KATY		5	3	38%	8
GOLISANO CHILDREN'S HOSPITAL OF SOUTHWEST FLORIDA		6	2	25%	8
DAVID LAWRENCE CENTER INC		7	1	13%	8
VETERANS AFFAIRS MEDICAL CENTER - OUTPATIENT			8	100%	8
MONTEFIORE MEDICAL CENTER LABORATORIES - NORTH		8			8
SURGOINSVILLE PHARMACY		8			8
ST CHARLES HOSPITAL LABORATORY		8			8
DOCTOR'S IN-HOUSE LAB/COMMUNITY HEALTH CENTERS OF PINELLAS - CLEARWATE			8	100%	8
Manor Care of Dunedin		6	2	25%	8
ROBERT WOOD JOHNSON HOSPITAL		7	1	13%	8
MEDEXPRESS URGENT CARE - CHRISTIANBURG		7	1	13%	8
ALACHUA COUNTY HEALTH DEPARTMENT		1	7	88%	8
FORT PIERCE FAMILY CARE INC		3	5	63%	8
MINUTE CLINIC LLC #5733		8			8
GULF COAST MEDICAL GROUP		2	6	75%	8
CVS MINUTE CLINIC DIAGNOSTIC OF TEXAS, LLC		8			8
ABBOTT DIAGNOSTICS			8	100%	8
INTERNAL MEDICINE ASSOCIATES OF JACKSON HOSPITAL			8	100%	8
CIGNA ONSITE HEALTH LLC		2	6	75%	8
FOUNTAINVIEW BY FIVE STAR QUALITY CARE		7	1	13%	8
MEDEXPRESS URGENT CARE - WASHINGTON		6	2	25%	8
WHITE SANDS OUTPATIENT SERVICES (WSOP SERVICES LLC)		8			8
BAPTIST OUTPATIENT			8	100%	8
JOHNS HOPKINS MEDICAL LABORATORIES		1	7	88%	8
LAKE HOWARD HEIGHTS	1	7			8

COVID-19: testing by laboratory

Data through Jan 25, 2021 verified as of Jan 26, 2021 at 09:25 AM

Data in this report are provisional and subject to change.

The numbers in the table below represent the number of Florida and non-Florida residents for whom test results were received by the Department of Health. A person can be tested by more than one laboratory and can have both positive and negative results. **Therefore, the sum of the numbers in each column will be larger than the total number of people tested.**

Reporting lab	Inconclusive	Negative	Positive	Percent positive	Total
MEDICANA NURSING AND REHAB CENTER			8	100%	8
WILTON MANORS HEALTH & REHABILITATION CENTER			8	100%	8
JX REF LAB			8	100%	8
ASHRAF MEDICAL GROUP PLLC DBA PULSE M		7	1	13%	8
RED MOUNTAIN DIAGNOSTICS		8			8
CHILDREN'S HEALTHCARE OF ATLANTA/EGLESTON		8			8
VIP WALK IN CLINIC			8	100%	8
LANE PEDIATRICS PA			8	100%	8
ST LUCIE COUNTY JAIL		7	1	13%	8
BENSONHURST URGENT CARE		8			8
NIGHT OWL PEDIATRICS URGENT CARE			8	100%	8
RESIDENTIAL PLAZA AT BLUE LAGOON INC		8			8
CCS - JOSEPH V CONTE		8			8
BARTON PARKER OD PC		8			8
SYLVESTER AT PLANTATION LABORATORY		7	1	13%	8
CLEVELAND TENNESSEE HOSPITAL COMPANY		7	1	13%	8
AFC URGENT CARE - CEDAR GROVE		8			8
ST. JOSEPH HOSPITAL AND HEALTH CARE INC.			8	100%	8
CVS HEALTH, #3396		8			8
HUNTINGTON URGENT CARE		8			8
THE WOLFF CENTER FOR CHILD & ADOLESCENT HEALTH			8	100%	8
PALM BEACH COUNTY HEALTH DEPARTMENT LABORATORY			8	100%	8
RUSSELL MEDICAL CENTER		7	1	13%	8
MONTEFIORE MEDICAL CENTER LABORATORIES - WEILER		6	2	25%	8
MEDEXPRESS URGENT CARE-LATROBE		8			8
EXECUTIVE MEDICAL SERVICES		8			8
ARCHBOLD MEMORIAL HOSPITAL/LAB		3	5	63%	8
SIDDH INC DBA SAN CARLOS PHARMACY		6	2	25%	8
MEDEXPRESS URGENT CARE - BENTON HARBOR		8			8
Sunset Lake Health and Rehabilitation Center		8			8
SOMA MEDICAL CENTER # 4		2	6	75%	8
FAMILY PRACTICE OF DAVIE INC			8	100%	8
CROSSROADS URGENT CARE, PLLC		8			8
BAPTIST HEALTH			8	100%	8
WELLIGENT		1	7	88%	8
MEDEXPRESS URGENT CARE, BUTLER		5	3	38%	8
COLLIER COUNTY HEALTH DEPT.		4	4	50%	8
MEDEXPRESS URGENT CARE - PANTOPS		7	1	13%	8
MID-HUDSON VALLEY DIVISION OF WESTCHESTER MEDICAL		8			8
BEAUMONT EMERGENCY CENTER			8	100%	8
DOCTOR'S IN HOUSE LAB			8	100%	8
ADVENTIST HEALTH SYSTEM FLORIDA DEPT OF HEALTH		4	4	50%	8
VIGILINT HEALTHCARE		5	3	38%	8
MEDEXPRESS URGENT CARE - MONROE		8			8
FLORIDA HOSPITAL PHYSICIAN GROUP		3	5	63%	8
ENT AND ALLERGY ASSOCIATES OF FLORIDA LLC		7	1	13%	8
FLORIDA HEART AND VASCULAR MULTISPECIALTY GROUP		8			8

COVID-19: testing by laboratory

Data through Jan 25, 2021 verified as of Jan 26, 2021 at 09:25 AM

Data in this report are provisional and subject to change.

The numbers in the table below represent the number of Florida and non-Florida residents for whom test results were received by the Department of Health. A person can be tested by more than one laboratory and can have both positive and negative results. **Therefore, the sum of the numbers in each column will be larger than the total number of people tested.**

Reporting lab	Inconclusive	Negative	Positive	Percent positive	Total
THE MARY IMOGENE BASSETT HOSPITAL		8			8
PASSPORT HEALTH			8	100%	8
PALM BEACH CDH - DELRAY BEACH			8	100%	8
DOH-TAMPA BRANCH LABORATORY (MLK BLVD)		4	4	50%	8
URGENT TEAM MANAGEMENT OF TENNESSEE		7	1	13%	8
BRENNITY AT VERO BEACH, THE			8	100%	8
CARROLL GARDENS URGENT CARE		8			8
X-GENE MOLECULAR LABS		1	7	88%	8
FLORIDA MENTOR		7	1	13%	8
PENSACOLA CLUSTER			8	100%	8
COLLIER BLVD HMA PHYSICIAN MANAGEMENT,, LLC			8	100%	8
HARBORCHASE OF DR PHILLIPS		7	1	13%	8
FHCP-ORANGE CITY			8	100%	8
HEALTHMARK REGIONAL HOSPITAL LAB		4	4	50%	8
FAMILY MEDICINE OF WESTON LLC			8	100%	8
DORAL URGENT CARE			8	100%	8
MEDEXPRESS URGENT CARE MONACA		8			8
CVS MINUTE CLINIC, LLC		6	2	25%	8
HOLY NAME MEDICAL CENTER	1	6	1	13%	8
ORMOND BEACH CENTRA CARE			8	100%	8
YORKVILLE PEDIATRIC URGENT CARE		8			8
LIFE'S SPECIAL MOMENTS INC		8			8
FLORIDA CLINICAL LAB		1	7	88%	8
AZALEA HEALTH		2	6	75%	8
MINUTE CLINIC DIAGNOSTIC OF SC, LLC #42		7	1	13%	8
CVS MINUTE CLINIC DIAGNOSTIC PA		6	2	25%	8
GENE STREET LABORATORIES, LLC		6	2	25%	8
MINUTE CLINIC DIAGNOSTIC OF VIRGINIA, LLC		7			7
MINUTECLINIC DIAGNOSTIC OF TN PC #320		6	1	14%	7
PULSE & REMEDY LLC			7	100%	7
ROSEMONT GARDENS INC		7			7
NITIN BAWA PROFESSIONAL ASSOCIATES			7	100%	7
HOLY GARDEN ALF, INC.		7			7
MAGNOLIA DIAGNOSTICS, LLC		3	4	57%	7
WATERFORD AT CREEKSIDE, THE			7	100%	7
LANDMARK HOSPITAL SOUTHWEST FLORIDA LLC		7			7
Ocoee Health Care Center		7			7
DEBARY HEALTH AND REHABILITATION CENTER		6	1	14%	7
NOVANT HEALTH INPATIENT CARE		2	5	71%	7
UNIVERSITY OF WASHINGTON MEDICAL CENTER			7	100%	7
MINUTECLINIC DIAGNOSTIC OF NORTH		7			7
KEYSTONE PLACE AT NAPLES PRESERVE		4	3	43%	7
Grand Villa of Dunedin		1	6	86%	7
BREVARD HEALTH ALLIANCE INC, THE		2	5	71%	7
MEDEXPRESS URGENT CARE - MAPLE DRIVE		7			7
MINUTECLINIC DIAGNOSTIC OF TN PC #6415		6	1	14%	7
HEALTH NETWORK LABORATORIES		6	1	14%	7

COVID-19: testing by laboratory

Data through Jan 25, 2021 verified as of Jan 26, 2021 at 09:25 AM

Data in this report are provisional and subject to change.

The numbers in the table below represent the number of Florida and non-Florida residents for whom test results were received by the Department of Health. A person can be tested by more than one laboratory and can have both positive and negative results. **Therefore, the sum of the numbers in each column will be larger than the total number of people tested.**

Reporting lab	Inconclusive	Negative	Positive	Percent positive	Total
ESTATES MEDICAL CENTER INC			7	100%	7
PEDIATRICS OF CENTRAL FLORIDA		5	2	29%	7
CVS MINUTE CLINIC DIAGNOSTIC OF VIRGINIA		7			7
DOCTOR'S IN-HOUSE LAB/COMMUNITY HEALTH CENTERS OF PINELLAS -PINELLAS P			7	100%	7
GENTRY PARK ORLANDO ASSISTED LIVING		6	1	14%	7
HEALTHWORKS MED GROUP OF FLORIDA PA		2	5	71%	7
MEDEXPRESS URGENT CARE-DUBOIS		7			7
WILDLIGHT LAB			7	100%	7
VERMONT DEPARTMENT OF HEALTH		1	6	86%	7
BROOKDALE LAKE ORIENTA			7	100%	7
LAWTON CHILES HEALTH CENTER		1	6	86%	7
THOMAS JEFFERSON UNIVERSITY HOSPITAL		4	3	43%	7
ST VINCENT'S CHILTON		5	2	29%	7
FLORIDA DEPARTMENT OF HEALTH WASHINGTON COUNTY		3	4	57%	7
SCHOOL OF PHARMACY AND PHARMACEUTICAL		7			7
STAT MEDICAL CLINIC III INC		5	2	29%	7
BROOKDALE SOUTHPOINT			7	100%	7
ABBAY MANOR RETIREMENT RESIDENCE INC		7			7
CVS NC187POCT CHARLOTTE		7			7
Rosewood Healthcare and Rehabilitation Center		5	2	29%	7
TRUE HEALTH		5	2	29%	7
ST VINCENT'S ST CLAIR		4	3	43%	7
AVON PARK PEDIATRICS			7	100%	7
MOBILE RESPONSE DIAGNOSTICS LLC		6	1	14%	7
COMMUNITY MEDICAL AND DENTAL CARE INC		7			7
FLORIDA HOSPITAL KISSIMMEE		4	3	43%	7
QUE		4	3	43%	7
LYNMOORE,THE		7			7
MINUTECLINIC DIAGNOSTIC OF TN, PC 4992		7			7
SOUTH COM HEALTH CLINIC, DEPT. OF THE ARMY		7			7
VITAS HEALTHCARE CORPORATION OF FL			7	100%	7
LEPE'S HOUSE			7	100%	7
PBC FOUND CARE INC			7	100%	7
KENDALL REGIONAL MEDICAL CNTR			7	100%	7
MIAMI COMPREHENSIVE MEDICINE GROUP PA		4	3	43%	7
NEW YORK PRESBYTERIAN - LOWER MANHATTAN		7			7
SOUTH CAROLINA DEPARTMENT OF HEALTH			7	100%	7
ST JOSEPHS HOSPITAL SOUTH HOSPITAL			7	100%	7
JACKSON CLINIC PA,THE		3	4	57%	7
PENINSULA CARE AND REHABILITATION CENTER			7	100%	7
SEA LEVEL LABS			7	100%	7
DEPARTMENT OF HEALTH- CITRUS COUNTY			7	100%	7
SUPERIOR RESIDENCES AT CALA HILLS		7			7
FLORIDA DIGESTIVE AND LIVER SPECIALIST		7			7
FLORIDA HOSPITAL WINTER PARK		6	1	14%	7
Thermopolis Rehabilitation Wellness		7			7
FAST PACE MEDICAL CLINIC PLLC		5	2	29%	7

COVID-19: testing by laboratory

Data through Jan 25, 2021 verified as of Jan 26, 2021 at 09:25 AM

Data in this report are provisional and subject to change.

The numbers in the table below represent the number of Florida and non-Florida residents for whom test results were received by the Department of Health. A person can be tested by more than one laboratory and can have both positive and negative results. **Therefore, the sum of the numbers in each column will be larger than the total number of people tested.**

Reporting lab	Inconclusive	Negative	Positive	Percent positive	Total
MINUTECLINIC, LLC #4230		6	1	14%	7
JUPITER ISLAND PUBLIC SAFETY		5	2	29%	7
MORTON PLANT NORTH BAY HOSPITAL			7	100%	7
SONORA QUEST LABORATORIES			7	100%	7
LAB UNKNOW		6	1	14%	7
FREEDOM SQUARE NURSING CENTER□			7	100%	7
RIVERVIEW REGIONAL MEDICAL CENTER		6	1	14%	7
MADISON COUNTY HEALTH DEPARTMENT		5	2	29%	7
ALLEGRO - TAMPA	1	4	2	29%	7
CVS PHARMACY #8800		5	2	29%	7
DALLAS COUNTY HEALTH AND HUMAN SERVICES			7	100%	7
MULBERRY CARE CENTER		4	3	43%	7
MINUTECLINIC, LLC, DBA MINUTECLINIC #6106		5	2	29%	7
HEARTLAND PEDIATRICS OF LAKE PLACID			7	100%	7
MC DIAGNOSTIC OF CONNECTICUT, PC #1960		7			7
ALACHUA			7	100%	7
MONTEFIORE NYACK HOSPITAL AFFILIATED LABORATORY		7			7
ST ANTHONY'S HOSP PATIENT CARE SERVICE			7	100%	7
RIVER OAKS TREATMENT CENTER			7	100%	7
Consulate Health Care of Brandon		7			7
EMBRY-RIDDLE AERONAUTICAL UNIVERSITY HEALTH			7	100%	7
HEALTH CARE LABORATORY SERVICES		1	6	86%	7
WYOMING COUNTY COMMUNITY HOSPITAL LABORATORY		7			7
BAYCARE MEDICAL GROUP		1	6	86%	7
MEDEXPRESS ELKINS		7			7
MAGNOLIA PEDIATRICS GROUP LLC			7	100%	7
OCALA FAMILY MEDICAL CENTER		7			7
LEE COUNTY HEALTH DEPARTMENT		4	3	43%	7
MINUTECLINIC DIAGNOSTIC OF TN, PC 6438		5	2	29%	7
CLINIC OF PEDIATRICS & GI MEDICINE INC			7	100%	7
CARENOW URGENT CARE-MADISON		7			7
NORTON HEALTHCARE			7	100%	7
FLORIDA CENTER FOR DERMATOLOGY LABORATORY			7	100%	7
ADEPT INPATIENT MEDICAL SERVICES PC		7			7
BRADENTON PHYSICIANS MEDICAL CENTER			7	100%	7
PALM POINT BEHAVIORAL HEALTH		7			7
MERCY HEALTH—MUSKEGON		6	1	14%	7
ECLRS		2	5	71%	7
IRL MARKET LAB			7	100%	7
KANSAS DEPARTMENT OF HEALTH		2	5	71%	7
MEDLABS DIAGNOSTICS		7			7
MEDEXPRESS URGENT CARE - FAYETTEVILLE		5	2	29%	7
DIAGNOSTIC CLINIC		6	1	14%	7
TRUE HEALTH DIAGNOSTICS		1	6	86%	7
VIERA FAMILY MEDICINE AND WELLNESS		4	3	43%	7
DOCTORS CLINICAL LABORATORY, INC		5	2	29%	7
CARESOUTH HHA HOLDINGS OF TALLAHASSEE LLC		7			7

COVID-19: testing by laboratory

Data through Jan 25, 2021 verified as of Jan 26, 2021 at 09:25 AM

Data in this report are provisional and subject to change.

The numbers in the table below represent the number of Florida and non-Florida residents for whom test results were received by the Department of Health. A person can be tested by more than one laboratory and can have both positive and negative results. **Therefore, the sum of the numbers in each column will be larger than the total number of people tested.**

Reporting lab	Inconclusive	Negative	Positive	Percent positive	Total
MINUTECLINIC DIAGNOSTIC OF TN PC #386		7			7
ILLINOIS DEPARTMENT OF PUBLIC HEALTH			7	100%	7
SARASOTA - ROBERT L TAYLOR COMMUNITY CENTER		1	6	86%	7
MEDEXPRESS URGENT CARE, JOHNSTOWN		6	1	14%	7
ST JUDE LABORATORIES		5	2	29%	7
BAPTIST PEDIATRICS		6	1	14%	7
ASCENSION ST VINCENT'S CLAY COUNTY			6	100%	6
ST VINCENT'S URGENT CARE		5	1	17%	6
SOUTHEASTERN PEDIATRIC ASSOCIATES			6	100%	6
Florida Clinical Laboratory		1	5	83%	6
PR HEALTH		1	5	83%	6
ORLANDO FAMILY MEDICINE		1	5	83%	6
MIAMI RESCUE MISSION CLINIC INC			6	100%	6
NORTHERN DUTCHESS HOSPITAL LABORATORY		5	1	17%	6
HOPE HEALTHCARE		6			6
JERSEY SHORE MEDICAL CENTER		6			6
SAINT PETER'S UNIVERSITY HOSPITAL		6			6
FIRST COAST CARDIOVASCULAR INSTITUTE PA			6	100%	6
FLORIDA WOMAN CARE LABORATORY			6	100%	6
BAYCARE ALLIANT HOSPITAL			6	100%	6
WATAUGA MEDICAL CENTER		4	2	33%	6
CVS MINUTE CLINIC DIAGNOSTIC MED GRP OF SAN		4	2	33%	6
VIBRANT AMERICA		4	2	33%	6
MEDEXPRESS URGENT CARE - STAUNTON		2	4	67%	6
OPTUM PRIMARY CARE - FOUNTAIN OAKS		2	4	67%	6
PROHEALTH MED		1	5	83%	6
MEDEXPRESS URGENT CARE-PITTSFIELD		6			6
CVS MINUTE CLINIC DIAGNOSTIC OF TEXAS,LLC		4	2	33%	6
DR PHILLIPS MEDICAL WELLNESS CENTER		6			6
AMERICAN HOUSE FORT MYERS		6			6
CAREWELL 301 - WARWICK			6	100%	6
ST. CLOUD PHARMACY AND WELLNESS CENTER		3	3	50%	6
AMERICAN EAGLE LEESBURG AL LLC DBA VISTA LAKE			6	100%	6
Floral Health and Rehabilitation, LLC		6			6
MEDEXPRESS URGENT CARE - BATTLE CREEK		4	2	33%	6
BROWARD TRANSITIONAL CENTER			6	100%	6
MEDEXPRESS URGENT CARE - HOT SPRINGS		6			6
CLEARWATER PEDIATRIC CARE		1	5	83%	6
UF HEALTH			6	100%	6
HILA BECKERMAN MD LLC		6			6
MEDEXPRESS URGENT CARE - ELM GROVE		5	1	17%	6
AVANTE AT ORMOND BEACH INC			6	100%	6
PALM BAY URGENT CARE PL		1	5	83%	6
FLORIDA CANCER SPECIALISTS & RESEARCH INSTITUTE		5	1	17%	6
CAPRONA GROUP HOME			6	100%	6
MEDEXPRESS URGENT CARE - SWANSEA, N ILLINOIS ST		5	1	17%	6
MINUTECLINIC, LLC, MINUTECLINIC #7637		4	2	33%	6

COVID-19: testing by laboratory

Data through Jan 25, 2021 verified as of Jan 26, 2021 at 09:25 AM

Data in this report are provisional and subject to change.

The numbers in the table below represent the number of Florida and non-Florida residents for whom test results were received by the Department of Health. A person can be tested by more than one laboratory and can have both positive and negative results. **Therefore, the sum of the numbers in each column will be larger than the total number of people tested.**

Reporting lab	Inconclusive	Negative	Positive	Percent positive	Total
NOT INDICATED		1	5	83%	6
ORLANDO FAMILY MEDICAL INC		6			6
KINDRED HOSPITAL OCALA		4	2	33%	6
OSWEGO HOSPITAL LABORATORY		6			6
ADVENT HEALTH APOPKA		2	4	67%	6
MINUTECLINIC, LLC, #4160		3	3	50%	6
SUFFRIDGE DRIVE GROUP HOME		6			6
BAY COUNTY HEALTH DEPARTMENT		6			6
MINUTE-CLINIC DIAGNOSTIC OF VIRGINIA		5	1	17%	6
MINUTECLINIC DIAGNOSTIC OF NORTH CAROLINA, PC		5	1	17%	6
ATMORE NURSING CENTER		5	1	17%	6
CONCENTRA			6	100%	6
CHILDREN'S HOSPITAL OF PHILADELPHIA		5	1	17%	6
THE CLINIC PREMISE HEALTH			6	100%	6
INSPIRED LIVING AT PALM BAY		6			6
URGENT TEAM - MUSCLE SHOALS		6			6
RIVER CITY PRIMARY AND URGENT CARE			6	100%	6
PALMS, THE		6			6
ORLANDO MEDICAL CENTER PL			6	100%	6
NORTHEAST ALABAMA REGIONAL MEDICAL CENTER		3	3	50%	6
PRESBYTERIAN HOME		6			6
LOUISIANA DEPT OF HEALTH			6	100%	6
MINUTECLINIC DIAGNOSTIC OF TN PC #242		4	2	33%	6
ARLINGTON OF NAPLES		6			6
FLORIDA MEDICAL SPECIALISTS		2	4	67%	6
NORTHDALREHABILITATION CENTER			6	100%	6
PALMETTO HEALTH ALLIANCE		3	3	50%	6
MED TECH SERVICES OF PALM BEACH INC		6			6
PENN MEDICINE PRINCETON MEDICAL CENTER		6			6
UNILAB OF DADE INC			6	100%	6
MEDEXPRESS URGENT CARE - RICHMOND, NINE MILE RD		5	1	17%	6
MINUTECLINIC DIAGNOSTIC OF TEXAS		5	1	17%	6
MEDICAL CENTER AT OCEAN REEF		1	5	83%	6
MINUTECLINIC, LLC #244		5	1	17%	6
TAMPA URGENT CARE			6	100%	6
LAKE CO SCHOOLS EMPLOYEE HEALTH & WELLNESS CENTER	1	4	1	17%	6
PATHGROUP LABS, LLC		4	2	33%	6
Grand Villa of Clearwater		4	2	33%	6
MEDEXPRESS URGENT CARE - BEECH GROVE		5	1	17%	6
DOH JACKSONVILLE CENTRAL LABORATORY		3	3	50%	6
MEDEXPRESS URGENT CARE - MIDLOTHIAN		6			6
AARK LABORATORY		6			6
CITIZENS BAPTIST MEDICAL CENTERS LAB		5	1	17%	6
MERCY COLLEGE HEALTH OFFICE		6			6
CITYMD		1	5	83%	6
MINUTECLINIC, LLC #05038		6			6
MEDEXPRESS URGENT CARE - SALEM		3	3	50%	6

COVID-19: testing by laboratory

Data through Jan 25, 2021 verified as of Jan 26, 2021 at 09:25 AM

Data in this report are provisional and subject to change.

The numbers in the table below represent the number of Florida and non-Florida residents for whom test results were received by the Department of Health. A person can be tested by more than one laboratory and can have both positive and negative results. **Therefore, the sum of the numbers in each column will be larger than the total number of people tested.**

Reporting lab	Inconclusive	Negative	Positive	Percent positive	Total
BELLE GLADES HEALTH CLINIC			6	100%	6
CVS MINUTE CLINIC DIAGNOSTIC OF NEW JERSEY		6			6
EL PARAISO HOME INC		6			6
PANCARE HEALTH - HOSFORD SCHOOL			6	100%	6
BERRYHILL MANOR		6			6
THE PALMS REHABILITATION AND HEALTHCARE CENTER		5	1	17%	6
MC DIAGNOSTIC OF CONNECTICUT , PC # 3		4	2	33%	6
ENIGMA DIAGNOSTIC, INC.			6	100%	6
TIMBER CREEK PEDIATRICS		6			6
FLORIDA HOSPITAL APOPKA		5	1	17%	6
CARENOW URGENT CARE-GREEN HILLS		6			6
FLORIDA SCHOOL FOR THE DEAF AND THE BLIND			6	100%	6
CAMELLIA AT DEERWOOD		2	4	67%	6
MINUTECLINIC DIAGNOSTIC OF RHODE ISLAND		4	2	33%	6
ACCESS HOME HEALTH OF FLORIDA LLC		6			6
CAPE CORAL URGENT CARE		3	3	50%	6
Northwell Lab		2	4	67%	6
MEDEXPRESS URGENT CARE - MT LEBANON		4	2	33%	6
UNILAB		2	4	67%	6
CURATIVE CARE CENTER INC		1	5	83%	6
CAPITAL HEALTH PLAN LABORATORIES			6	100%	6
YAZJI PEDIATRIC CARE LLC DBA TUKA PEDIATRICS			6	100%	6
CARENOW URGENT CARE-SOUTHLAKE			6	100%	6
JOHNS HOPKINS ALL CHILDRENS			6	100%	6
BROOKDALE CLERMONT			6	100%	6
OPTUM SILVER LAKES			6	100%	6
IGENEX INC		6			6
PARTNERS PHARMACY OF FLORIDA LLC		6			6
ST LUKES ROOSEVELT LABORATORY		6			6
MIAMI BEACH COMMUNITY HEALTH CENTER INC			6	100%	6
MINUTECLINIC DIAGNOSTIC OF PA, LLC (1036)		5	1	17%	6
MINUTECLINIC DIAGNOSTIC OF NEW JERSEY, LLC # 7069		6			6
TEXAS MEDCLINIC			6	100%	6
UT MEMPHIS UNIVERSITY HEALTH SERVICES			6	100%	6
THE VILLAGES REGIONAL HOSPITAL FREESTANDING		3	3	50%	6
NEWPATH DIAGNOSTICS		4	2	33%	6
CARE ATC - CITY OF BOYNTON BEACH		2	4	67%	6
BITTINGS APOTHECARY INC		4	2	33%	6
LUMADOC HEALTH		4	2	33%	6
FHPG_EXP CARE W HILLSBOROUGH			6	100%	6
FLORIDA MEDICAL CL ODOM TPA		3	3	50%	6
KESHAV RX LLC		6			6
TAMIAMI LAB MILLENIUM			6	100%	6
SOUTH FLORIDA ENT ASSOCIATES, INC			6	100%	6
XPRESS URGENT CARE LLC		6			6
ETHOS LABORATORIES		6			6
GRACE REHABILITATION CENTER OF VERO BEACH		4	2	33%	6

COVID-19: testing by laboratory

Data through Jan 25, 2021 verified as of Jan 26, 2021 at 09:25 AM

Data in this report are provisional and subject to change.

The numbers in the table below represent the number of Florida and non-Florida residents for whom test results were received by the Department of Health. A person can be tested by more than one laboratory and can have both positive and negative results. **Therefore, the sum of the numbers in each column will be larger than the total number of people tested.**

Reporting lab	Inconclusive	Negative	Positive	Percent positive	Total
MANATEE PEDIATRICS			6	100%	6
CVS MINUTE CLINIC DIAGNOSTIC OF TN #6044		6			6
FLORIDA MEDICAL CLINIC IM MLK		6			6
GLEN FALLS HOSPITAL DEPARTMENT OF PATHOLOGY		6			6
CARENOW URGENT CARE-DONELSON		4	2	33%	6
RICH STREET GROUP HOME			6	100%	6
BETH ISRAEL DEACONESS MEDICAL CENTER			6	100%	6
VITAS HEALTH INC			6	100%	6
GENETIC TECHNOLOGICAL INNOVATIONS			6	100%	6
PUBLIC HEALTH LAB		6			6
BROWARD COUNTY HEALTH DEPT.			6	100%	6
MINUTE CLINIC		1	5	83%	6
INTERNAL MEDICINE LIPID AND WELNNES PRACTICE			6	100%	6
BOCA VIPEDIATRICS			6	100%	6
MINUTECLINIC DIAGNOSTIC OF NEW MEXICO		6			6
RIO PINAR HEALTH CARE			5	100%	5
CHAMPLAIN VALLEY PHYSICIANS HOSPITAL		3	2	40%	5
FLORIDA PREMIER MEDICAL CARE PA			5	100%	5
EGL GENETICS DIAGNOSTICS			5	100%	5
FHMG_FM AND IM AVALON PARK		1	4	80%	5
GRAND VILLA OF ENGLEWOOD		1	4	80%	5
URGENT CARE COASTAL GA			5	100%	5
GUTHRIE MEDICAL GROUP LABORATORIES		5			5
CVS NC3516POCT WINSTON SALEM		5			5
FLAGLER HEALTH SERVICES INC			5	100%	5
NORTHSIDE HOSPITAL		2	3	60%	5
BLOOMINGDALE PEDIATRIC ASSOCIATES PA			5	100%	5
Life Care Center of Estero			5	100%	5
FAMILY CARE MEDICAL CENTER			5	100%	5
WEEMS MEDICAL CENTERS		2	3	60%	5
UCF STUDENT HEALTH SERVICES LABORATORY		2	3	60%	5
TERRACINA LLC			5	100%	5
MC DIAGNOSTIC OF CONNECTICUT, PC #1966		5			5
CLEVELAND CLINIC MARTIN HEALTH NURSING & RESTORATIVE		5			5
COLUMBIA MEMORIAL HOSPITAL LABORATORY		5			5
NELSON BIOLOGICAL			5	100%	5
DEPARTMENT OF HEALTH AND HUMAN SERVICES LANSING			5	100%	5
KETTERING HEALTH			5	100%	5
RIVERVIEW ALF OPERATOR LLC			5	100%	5
OPTUMCARE FLORIDA, LLC		3	2	40%	5
MINUTECLINIC DIAGNOSTIC OF NEW JERSEY,		5			5
Fouraker Hills Rehab and Nursing			5	100%	5
DOCTORS EXPRESS OF ST PETERSBURG			5	100%	5
COMMUNITY HEALTH OF SOUTH FLORIDA			5	100%	5
METHODIST HOSPITAL			5	100%	5
MINUTE-CLINIC DIAGNOSTIC OF VIRGINIA, LLC #794		5			5
PEDIATRICS URGENT CARE, LLC			5	100%	5

COVID-19: testing by laboratory

Data through Jan 25, 2021 verified as of Jan 26, 2021 at 09:25 AM

Data in this report are provisional and subject to change.

The numbers in the table below represent the number of Florida and non-Florida residents for whom test results were received by the Department of Health. A person can be tested by more than one laboratory and can have both positive and negative results. **Therefore, the sum of the numbers in each column will be larger than the total number of people tested.**

Reporting lab	Inconclusive	Negative	Positive	Percent positive	Total
THE UNIVERSITY OF VERMONT MEDICAL CENTER		4	1	20%	5
AMERICAN MEDICAL RESPONSE - DENVER		2	3	60%	5
JOE DIMAGGIO CHILDREN'S HOSPITAL		1	4	80%	5
PARRISH HEALTH CENTER		5			5
PRIMARY CARE WALK IN CLINIC PLLC			5	100%	5
MEDEXPRESS URGENT CARE - GLENDALE		5			5
MAXHEALTH		4	1	20%	5
TULLAHOMA HMA, LLC		4	1	20%	5
TENDER CARE ALF		5			5
MINUTE-CLINIC DIAGNOSTIC OF VIRGINIA, LLC #2003		4	1	20%	5
CDRX INFUSION			5	100%	5
FINLAY		1	4	80%	5
UT SOUTHWESTERN MEDICAL CENTER			5	100%	5
BAPTIST HEALTH - TOWN CENTER			5	100%	5
EASTCHESTER PEDIATRIC MEDICAL GROUP		5			5
JOHN T MATHER MEMORIAL HOSPITAL LABORATORY		5			5
BAYSHORE LABORATORY		4	1	20%	5
LEE MEMORIAL HEALTH SYSTEM		2	3	60%	5
ATLANTIC COMMUNITY HIGH SCHOOL		4	1	20%	5
INFECTION CONTROL/ EMPHEALTH		3	2	40%	5
MEDEXPRESS URGENT CARE-NESHANNOCK TWP		4	1	20%	5
NORTH SHORE HEMATOLOGY-ONCOLOGY ASSOCIATES, PC		5			5
CVS M08590POCT KANSAS CITY		1	4	80%	5
NORTH FLORIDA PEDIATRICS JASPER			5	100%	5
APEX HOME HEALTH CARE		4	1	20%	5
CORAL LANDING ASSISTED LIVING		5			5
HAWTHORNE INN OF LAKELAND		5			5
ELITE MD GROUP INC		1	4	80%	5
ST. LUCIE COUNTY HEALTH DEPARTMENT		4	1	20%	5
PEDIATRICS OF ALTAMONTE		5			5
COLLIER HMA PHYSICIAN MANAGEMENT, LLC			5	100%	5
PEDIATRICS OF CENTRAL FLORIDA - POINCIANA		3	2	40%	5
JUPITER ISLAND MEDICAL CLINIC INC		5			5
UNIVERSITY OF MIAMI MILLER SCHOOL OF MEDICINE			5	100%	5
OKLAHOMA STATE DEPARTMENT OF HEALTH-PUBLIC HEALTH LABORATORY			5	100%	5
MOUNT SINAI BROOKLYN LABORATORY		4	1	20%	5
MINUTECLINIC DIAGNOSTIC OF PENNSYLVANIA, LLD #1545		5			5
MINUTECLINIC DIAGNOSTIC OF ILLINOIS LL		5			5
UPMC HEALTH SYSTEM		4	1	20%	5
VAIL VALLEY MEDICAL CENTER			5	100%	5
DICKSON MEDICAL ASSOCIATES PC PATH LAB		4	1	20%	5
NEW HAMPSHIRE DEPARTMENT OF HEALTH AND HUMAN SERVICES		3	2	40%	5
MINUTECLINIC DIAG OF IND LLC #6998		4	1	20%	5
LAKE CONWAY URGENT CARE LLC		2	3	60%	5
HOLLY HILL HOME INFUSION SERVICE		5			5
MINUTE CLINIC DIAGNOSTIC OF SOUTH CAROLINA		4	1	20%	5
KENILWORTH CARE & REHABILITATION CENTER			5	100%	5

COVID-19: testing by laboratory

Data through Jan 25, 2021 verified as of Jan 26, 2021 at 09:25 AM

Data in this report are provisional and subject to change.

The numbers in the table below represent the number of Florida and non-Florida residents for whom test results were received by the Department of Health. A person can be tested by more than one laboratory and can have both positive and negative results. **Therefore, the sum of the numbers in each column will be larger than the total number of people tested.**

Reporting lab	Inconclusive	Negative	Positive	Percent positive	Total
ADVANCED RESEARCH FOR HEALTH IMPROVEMENT		3	2	40%	5
NORTH DADE NURSING AND REHABILITATION CENTER			5	100%	5
MC DIAGNOSTIC OF CONNECTICUT PC #459		5			5
REHABILITATION CENTER AT JUPITER GARDENS		5			5
APOLLO GARDENS RETIREMENT RESIDENCE CARE		5			5
BEACH HOUSE		5			5
WESTMINSTER SHORES			5	100%	5
MINUTE CLINIC, LLC #1434		5			5
MINUTECLINIC DIAGNOSTIC OF TN PC #442		4	1	20%	5
BAYFRONT MEDICAL			5	100%	5
MEDEXPRESS URGENT CARE-PETERS TWP		5			5
SANFORD PEDIATRIC ASSOCIATES, PA		3	2	40%	5
HEALTH AND WELLNESS CENTER			5	100%	5
WAKEMED		1	4	80%	5
REMISE OCCUPATIONAL HEALTH SOLUTIONS INC			5	100%	5
COPELAND MEDICAL CLINIC		3	2	40%	5
WIREGRASS MEDICAL CENTER			5	100%	5
RELIANT IMMUNE DIAGNOSTICS			5	100%	5
FRUITVILLE URGENT CARE			5	100%	5
MIAMI CANCER INSTITUTE			5	100%	5
THE GOOD SHEPARDS OF DELAND-WEST		5			5
PREMIER FAMILY HEALTH PA			5	100%	5
KIMBERLY J HENDERSON MD PC		4	1	20%	5
BOROPARK URGENT CARE		4	1	20%	5
MINUTECLINIC INCORPORATE, LLC		4	1	20%	5
URGENT TEAM - HUNTSVILLE		4	1	20%	5
BASSETTI MEDICAL RESEARCH INC		3	2	40%	5
PM PEDIATRICS OF BAYSIDE PLLC		5			5
KEYSTONE REHABILITATION AND HEALTH CENTER		1	4	80%	5
CONCENTRA URGENT CARE		1	4	80%	5
URGENT MED INC		3	2	40%	5
FRANCES WARDE MEDICAL LABORATORY		2	3	60%	5
MINUTECLINIC DIAGNOSTIC OF GEORGIA, LL		5			5
BROWNE MEDICAL		5			5
MINUTECLINIC DIAGNOSTICS OF IND, LLC		5			5
WOODHULL MEDICAL AND MENTAL HEALTH CTR		5			5
WEST PACIFIC MEDICAL LABORATORY			5	100%	5
VIERA PEDIATRICS		1	4	80%	5
WHITE WILSON MEDICAL CENTER NEPHROLOGY		1	4	80%	5
LAKE NONA PEDIATRICS IN ASSOCIATION WITH NEMOURS		5			5
GULF COAST VETERANS HCS PANAMA CITY OPC		5			5
Avalon Healthcare and Rehabilitation Center			5	100%	5
Lehigh Acres Health and Rehabilitation			5	100%	5
ACCENTCARE		5			5
MINUTECLINIC DIAGNOSTIC OF SC, LLC #2		5			5
CVS CA9165POCT SAN DIEGO		5			5
URGENT CARE OF LONGWOOD			5	100%	5

COVID-19: testing by laboratory

Data through Jan 25, 2021 verified as of Jan 26, 2021 at 09:25 AM

Data in this report are provisional and subject to change.

The numbers in the table below represent the number of Florida and non-Florida residents for whom test results were received by the Department of Health. A person can be tested by more than one laboratory and can have both positive and negative results. **Therefore, the sum of the numbers in each column will be larger than the total number of people tested.**

Reporting lab	Inconclusive	Negative	Positive	Percent positive	Total
SOUTH FLORIDA FAMILY HEALTH & RESEARCH CTR			5	100%	5
UW MEDICINE VIROLOGY LAB			5	100%	5
MINUTE CLINIC DIAGNOSTIC OF NORTH CAROLINA		5			5
MEDEXPRESS URGENT CARE - STATE COLLEGE		4	1	20%	5
MINUTE CLINIC DIAGNOSTIC OF MICHIGAN PC		5			5
COASTAL COMPLETE CARE			5	100%	5
Army Residence Community		5			5
KEY TRAINING CENTER			5	100%	5
UNIVERSITY OF CHICAGO MEDICAL CENTER LAB			5	100%	5
ST CLOUD COMPOUNDING PHARMACY & WELLNESS CENTER		5			5
SIMEDHEALTH LLC		2	3	60%	5
GREENVILLE MEMORIAL HOSPITAL LAB			5	100%	5
MINUTECLINIC MINUTECLINIC #8505		3	2	40%	5
SOMA MEDICAL CENTER, PA #4 FLORIDA MANGO			5	100%	5
INNOVATIVE COVID-DIVERSEY			5	100%	5
CENTREX CLINICAL LABS INC		5			5
TANNER MEDICAL CENTER EAST AL		5			5
MEDICAL CENTER OF BLOUNTSTOWN			5	100%	5
OMNICARE PHARMACY OF TEXAS 1, LP DBA OMNICARE		5			5
URGENT CARE OF ERWIN		5			5
AHEC CLINIC		1	4	80%	5
NORTHPORT MEDICAL CENTER LAB		5			5
PRECISION LABS LLC		2	3	60%	5
PEDIATRIC URGENT HEALTH CARE			5	100%	5
MAIN STREET MEDICAL CENTER OF CRESTVIEW PA		1	4	80%	5
COVID RAPID LABS			5	100%	5
DR. PHILLIPS MEDICAL WELLNESS CENTER		3	2	40%	5
ST JOHNS BIOMEDICAL LAB		5			5
SENIOR LIVING IV SUN CITY LLC		5			5
AEL KNOXVILLE			5	100%	5
MCR HEALTH LAWTON CHILES ADMINISTRATION STE A		1	4	80%	5
MANATEE COUNTY JAIL		4	1	20%	5
NORTH PINELLAS CHILDRENS MEDICAL CENTER INC			5	100%	5
MD NOW MEDICAL CENTER INC			5	100%	5
CYPRESS CREEK MEDICAL CENTER			5	100%	5
INTERNAL MEDICINE & PRIMARY CARE ASSOCIATES, PLC			5	100%	5
COOPER HOSPITAL/UNIVERSITY MEDICAL		5			5
NOVANT HEALTH UVA		2	3	60%	5
CRESTWOOD MEDICAL CENTER		4	1	20%	5
MINUTECLINIC DIAGNOSTIC OF MINNESOTA		5			5
MINUTECLINIC DIAGNOSTIC OF LOUISIANA,		4	1	20%	5
MEDEXPRESS URGENT CARE - HUNTINGTON WE		5			5
CVS MINUTE CLINIC DIAGNOSTIC		4	1	20%	5
MINUTECLINIC DIAGNOSTIC OF TN PC #6435		5			5
FLORIDA HOSPITAL LAKE MARY		5			5
ALL CHILDREN'S HOSPITAL DEPT OF GENERAL PEDIATRICS			5	100%	5
LABCORP UNSPECIFIED		5			5

COVID-19: testing by laboratory

Data through Jan 25, 2021 verified as of Jan 26, 2021 at 09:25 AM

Data in this report are provisional and subject to change.

The numbers in the table below represent the number of Florida and non-Florida residents for whom test results were received by the Department of Health. A person can be tested by more than one laboratory and can have both positive and negative results. **Therefore, the sum of the numbers in each column will be larger than the total number of people tested.**

Reporting lab	Inconclusive	Negative	Positive	Percent positive	Total
CAREATC CITY OF TAMPA		5			5
MEDEXPRESS URGENT CARE - WILLIAMSPORT		4	1	20%	5
NORTHSIDE HOSPITAL ATLANTA		3	2	40%	5
SHEEPSHEAD BAY URGENT CARE		5			5
ST JOSEPH WOMENS HOSPITAL			5	100%	5
HUNTERS CREEK PEDIATRICS		5			5
INDIAN RIVER PRIMARY CARE PA		5			5
UHEALTH UNIVERSITY OF MIAMI			5	100%	5
WATERTOWN URGENT CARE PLLC		5			5
LABS PLUS LLC		5			5
NIGHT LITE PEDIATRICS CENTER		1	4	80%	5
DANIEL M LIBBY MD PLLC		5			5
RUSH UNIVERSITY MEDICAL CENTER LABORATORY			5	100%	5
SUTTER TRACY COMMUNITY HOSPITAL			5	100%	5
Conway Lakes Health and Rehabilitation Center		5			5
PUTNAM HOSPITAL CENTER LABORATORY		5			5
XRL SXF REF LAB		5			5
FAMILY MEDICINE MEDICAL DRIVE		5			5
Kennedy University Hospital		5			5
MINUTECLINIC, LLC #1586		3	2	40%	5
DOCS URGENT CARE		1	4	80%	5
PRECISION DIAGNOSTICS INC - NJ		5			5
SOUTHERN OCEAN MEDICAL CENTER		5			5
ORLANDO FAMILY PHYSICIANS			5	100%	5
BOCA BIOLISTICS LLC			5	100%	5
HILLSBOROUGH COUNTY HEALTH DEPARTMENT			5	100%	5
FLORIDA DEPARTMENT OF HEALTH - INVERNESS		3	2	40%	5
DELIVER MY MEDS CORP		5			5
THE WINDSOR OF OCALA		1	4	80%	5
BRIDGE DIAGNOSTICS			5	100%	5
ADVENTHEALTH CAR CENTER APOPKA			5	100%	5
HENDRY REGIONAL CONVENIENT CARE CENTER			5	100%	5
GRAND VILLA OF ORMOND BEACH		3	2	40%	5
LONG ISLAND JEWISH FOREST HILLS HOSPITAL		5			5
COMMONS AT ORLANDO LUTHERAN TOWERS SNF			5	100%	5
CAREHERE LCS- EUSTIS			5	100%	5
JOHN W NORRIS III MD PA			5	100%	5
MEDEXPRESS URGENT CARE - IRVING		5			5
DOTHAN WEST FAMILY MEDICINE		3	2	40%	5
MEDEXPRESS URGENT CARE MORGANTOWN		5			5
BETHESDA COMMUNITY HEALTH CENTER			5	100%	5
QUINTON MEMORIAL HEALTH CARE CENTER		5			5
ST JOSEPHS CHILDRENS OUTREACH			5	100%	5
CVA MINUTE CLINIC DIAGNOSTIC OF VIRGINIA, LLC		5			5
ALPHADERA LABS, LLC			5	100%	5
LONGWOOD PEDIATRICS LLC			5	100%	5
MINUTE CLINIC LLC #2775		5			5

COVID-19: testing by laboratory

Data through Jan 25, 2021 verified as of Jan 26, 2021 at 09:25 AM

Data in this report are provisional and subject to change.

The numbers in the table below represent the number of Florida and non-Florida residents for whom test results were received by the Department of Health. A person can be tested by more than one laboratory and can have both positive and negative results. **Therefore, the sum of the numbers in each column will be larger than the total number of people tested.**

Reporting lab	Inconclusive	Negative	Positive	Percent positive	Total
LAKE COUNTY DETENTION CENTER		3	2	40%	5
OCEAN REEF MEDICAL CENTER, LLC			5	100%	5
MEDEXPRESS URGENT CARE MURRYSVILLE		3	2	40%	5
MINUTECLINIC, LLC #03965		5			5
EAST BANK HOSPITAL - UNIVERSITY OF MINNESOTA MEDICAL CENTER			5	100%	5
LAKE MARY HEALTH AND REHABILITATION CENTER		1	4	80%	5
MEDEXPRESS URGENT CARE-MUNCIE		5			5
ELLIS HOSPITAL LABORATORY		5			5
MEDEXPRESS URGENT CARE PORT HURON		4	1	20%	5
LAKEVIEW TERRACE HOME HEALTH SERVICES LLC			5	100%	5
MINUTECLINIC MINUTECLINIC #4977		3	2	40%	5
MEDEXPRESS URGENT CARE - CLARKSBURG		5			5
CARL R DARNALL ARMY MEDICAL CENTER			5	100%	5
GUIDEWELL EMERGENCY MEDICINE DOCTORS LLC			5	100%	5
MEDEXPRESS URGENT CARE - TEAYS VALLEY		3	1	25%	4
URGENT CARE - OCONEE		2	2	50%	4
MAILBOX DIAGNOSTICS		2	2	50%	4
DOTHAN PEDIATRIC CLINIC			4	100%	4
ST BARNABAS HOSPITAL		4			4
PHYSICIANS QUALITY CARE			4	100%	4
NEULIFE NEUROLOGICAL SERVICES LLC			4	100%	4
MEDEXPRESS URGENT CARE - PRINCETON		4			4
WILLIAM A HINTON STATE LABORATORY INSTITUTE		1	3	75%	4
BAPTIST HEALTH MEDICAL CENTER			4	100%	4
MARSHFIELD LABORATORIES			4	100%	4
MEDEXPRESS URGENT CARE - MBURG COMMONS		4			4
MEDEXPRESS URGENT CARE - MARKHAM STREE		3	1	25%	4
EP LTC PHARMACY		3	1	25%	4
THONOTOSASSA COMMUNITY HEALTH CENTER		1	3	75%	4
MEDEXPRESS - NEWARK		4			4
MEDEXPRESS URGENT CARE - FREDERICK		4			4
PALM BEACH CANCER INSTITUTE			4	100%	4
Signature Healthcare of Savannah		4			4
ENCOMPASS HOME HEALTH		4			4
FLORIDA HEALTHCARE OF ORLANDO			4	100%	4
BIOTEST PLASMA CENTER		4			4
CVS TN5601POCT LENOIR CITY		4			4
PARADIGM LABORATORIES			4	100%	4
ASCENDI HOME HEALTH AGENCY INC			4	100%	4
BARTON MEMORIAL HOSPITAL		3	1	25%	4
FISHERMEN'S HOSPITAL			4	100%	4
FHCP - ORMOND BEACH			4	100%	4
Grace Rehabilitation of Vero Beach		4			4
THE RETREAT AT PORT ORANGE			4	100%	4
USCG SECTOR ST PETE		1	3	75%	4
DYNACARE LABORATORIES			4	100%	4
MINUTECLINIC DIAGNOSTIC OF WISCONSIN, LLC		4			4

COVID-19: testing by laboratory

Data through Jan 25, 2021 verified as of Jan 26, 2021 at 09:25 AM

Data in this report are provisional and subject to change.

The numbers in the table below represent the number of Florida and non-Florida residents for whom test results were received by the Department of Health. A person can be tested by more than one laboratory and can have both positive and negative results. **Therefore, the sum of the numbers in each column will be larger than the total number of people tested.**

Reporting lab	Inconclusive	Negative	Positive	Percent positive	Total
MEDEXPRESS URGENT CARE - FORT WORTH S		3	1	25%	4
DERMATOLOGY SPECIALISTS OF FL - DR. JON WARD			4	100%	4
PRL NYC PANDEMIC RESPONSE LAB			4	100%	4
COMPASSION PEDIATRICS			4	100%	4
BENEVA LAKES HEALTHCARE & REHAB CENTER			4	100%	4
MINUTE CLINIC OF KANSAS PA		1	3	75%	4
CELERION			4	100%	4
DEPARTMENT OF PATHOLOGY ROME MEMORIAL		3	1	25%	4
EXPRESS CARE OF TAMPA BAY LLC		2	2	50%	4
PHYSICIANS REGIONAL MEDICAL CTR - COLLIER BLVD			4	100%	4
CENTERPLACE HEALTH, INC			4	100%	4
MINUTECLINIC DIAGNOSTIC OF TN PC #6363		4			4
FCHC (OB)-DARWIN SQUARE CTR.			4	100%	4
ABSOLUTE HEALTH		4			4
BIRMINGHAM VAMC		1	3	75%	4
PANCARE HEALTH - KATE SMITH ELEMENTARY		1	3	75%	4
CLAY PRIMARY & FAMILY CARE LLC			4	100%	4
PANCARE HEALTH YOUNGSTOWN			4	100%	4
CONSULATE HEATH CARE AT WEST ALTAMONTE			4	100%	4
HAVEN HOSPICE IN CHIEFLAND			4	100%	4
SANFORD SOUTH UNIVERSITY		4			4
FLORIDA CANCER SPECIALISTS AND RESEARCH		2	2	50%	4
PHYSICIANS IMMEDIATE CARE AURORA			4	100%	4
COVENIENT CARE MEDICAL CLINIC			4	100%	4
MD NOW URGENT CARE - DELRAY WEST			4	100%	4
MEDEXPRESS URGENT CARE - CULPEPER		4			4
MINUTE CLINIC DIAGNOSTIC OF PENNSYLVANIA		4			4
MEDEXPRESS URGENT CARE - YORK		1	3	75%	4
PENSACOLA PEDIATRICS MILTON			4	100%	4
TERENCE B MITCHELL MD, INC			4	100%	4
MINUTECLINIC DIAGNOSTIC OF TN PC #643		2	2	50%	4
PANCARE HEALTH - PONCE DE LEON			4	100%	4
DEPARTMENT OF HEALTH AND HUMAN SERVICES		2	2	50%	4
SJH			4	100%	4
CVS MINUTE CLINIC, LLC #22		3	1	25%	4
INTERMARKET FACILITY			4	100%	4
NU WAVE MEDICAL CENTER			4	100%	4
MINUTECLINIC DIAGNOSTIC OF TN PC #5671		3	1	25%	4
LEMOYNE COLLEGE WELLNESS CENTER FOR		4			4
NEMOURS CHILDREN'S CLINIC			4	100%	4
COMPREHENSIVE CLINICAL RESEARCH, LLC			4	100%	4
PEACEHEALTH LABORATORIES		3	1	25%	4
MEDEXPRESS - COLLINSVILLE BELT LINE		3	1	25%	4
Heartland of Boynton Beach			4	100%	4
CAPTAIN JAMES A. LOVELL FEDERAL HEALTHCARE CENTER			4	100%	4
ARKANSAS DEPARTMENT OF HEALTH			4	100%	4
A & R RESEARCH GROUP			4	100%	4

COVID-19: testing by laboratory

Data through Jan 25, 2021 verified as of Jan 26, 2021 at 09:25 AM

Data in this report are provisional and subject to change.

The numbers in the table below represent the number of Florida and non-Florida residents for whom test results were received by the Department of Health. A person can be tested by more than one laboratory and can have both positive and negative results. **Therefore, the sum of the numbers in each column will be larger than the total number of people tested.**

Reporting lab	Inconclusive	Negative	Positive	Percent positive	Total
Crowne Health Care of Montgomery		4			4
FLORIDA HOSPITAL ALTAMONTE		2	2	50%	4
CARENOW URGENT CARE - WINTER SPRINGS		3	1	25%	4
AMERICAN SCIENTIFIC LABORATORIES LLC			4	100%	4
GENUS DIAGNOSTICS			4	100%	4
TARPON SPRINGS PEDIATRICS, LLC			4	100%	4
ELITE MEDICAL CENTER			4	100%	4
DISCOVERY VILLAGE AT DEERWOOD			4	100%	4
MINUTECLINIC DIANOSTIC OF VIRGINIA, LL		3	1	25%	4
PLEASANTVILLE OF SEBASTIAN LLC			4	100%	4
BROWNE MEDICAL LLC		3	1	25%	4
L3HARRIS FAMILY MEDICAL CENTER			4	100%	4
ADULT MEDICINE OF LAKE COUNTY INC			4	100%	4
NOVADX		2	2	50%	4
MEDICINE SHOPPE #1306 THE		3	1	25%	4
ARCPOINT LABS OF FORT LAUDERDALE, FL CENTRAL		1	3	75%	4
HNL LAB MEDICINE		3	1	25%	4
DEPARTMENT OF HEALTH/ NEW YORK			4	100%	4
SONIC REFERENCE LABORATORY			4	100%	4
MEDEXPRESS URGENT CARE LAVALE		4			4
COMPUNET CLINICAL LAB			4	100%	4
FIFTH AVENUE PEDIATRICS		3	1	25%	4
PANCARE HEALTH - ALTHA PUBLIC			4	100%	4
MC DIAGNOSTIC OF CONNECTICUT, PC #1043		4			4
CVS NC2357POCT HUNTERSVILLE		4			4
CELEBRATION PEDIATRICS			4	100%	4
FLORIDA HEART AND VASCULAR			4	100%	4
CARENOW URGENT CARE-HERMITAGE			4	100%	4
REHABILITATION CENTER OF WINTER PARK,THE			4	100%	4
MIZELL MEMORIAL HOSPITAL			4	100%	4
Life Care Center of Orlando			4	100%	4
FORSYTH HOUSE			4	100%	4
ADVENTHEALTH MEDICAL GROUP PEDIATRIC & ADOLESCENT		3	1	25%	4
CAREWELL 202			4	100%	4
HELIX KH UC			4	100%	4
GRACE WELLNESS CENTER LLC		3	1	25%	4
OCHSNER MEDICAL CENTER			4	100%	4
MINUTECLINIC DIAGNOSTIC OF VIRGINIA, LLC #1656		4			4
VITAL CARE URGENT CARE			4	100%	4
MINUTECLINIC DIAGNOSTIC OF VIRGINIA, LLC #255		4			4
AHC Decatur County		4			4
MINUTECLINIC DIAGNOSTIC OF ILLINOIS		3	1	25%	4
BOND & STEELE CLINIC PA D/B/A BOND CLINIC PA		4			4
PHYSICIANS FOR CHILDREN			4	100%	4
MINUTECLINIC DIAGNOSTIC OF MAINE, LLC		2	2	50%	4
CAYUGA COUNTY HEALTH DEPARTMENT		3	1	25%	4
INTEGRATED FAMILY MEDICAL CENTER			4	100%	4

COVID-19: testing by laboratory

Data through Jan 25, 2021 verified as of Jan 26, 2021 at 09:25 AM

Data in this report are provisional and subject to change.

The numbers in the table below represent the number of Florida and non-Florida residents for whom test results were received by the Department of Health. A person can be tested by more than one laboratory and can have both positive and negative results. **Therefore, the sum of the numbers in each column will be larger than the total number of people tested.**

Reporting lab	Inconclusive	Negative	Positive	Percent positive	Total
MINUTE CLINIC DIAGNOSTIC OF TEXAS, LLC		4			4
UNIVERSITY OF WASHINGTON MEDICAL CENTER (UWMC) EMERGENCY DEPT.			4	100%	4
PALM HARBOR DERMATOLOGY		4			4
BROOKDALE NEW PORT RICHEY			4	100%	4
PELICAN LANDING		1	3	75%	4
FLORIDA CLINICAL LABORATORY - BIOREFERENCE LABORATORIES		2	2	50%	4
MEDEXPRESS URGENT CARE - BECKLEY CROSS		3	1	25%	4
MINUTECLINIC DIAGNOSTIC OF VIRGINIA		4			4
MEDEXPRESS URGENT CARE - TARENTUM		4			4
ACCENT PHYSICIAN SPECIALISTS PA		4			4
ADVENTHEALTH MEDICAL GROUP MULTISPECIALTY			4	100%	4
ST. MARY'S HOSPITAL			4	100%	4
MEMORIAL HEALTH CARE SYSTEMS			4	100%	4
VENICE GREEN VILLAGE		3	1	25%	4
ORLANDO ORTHOPAEDIC OUTPATIENT SURGERY CENTER		1	3	75%	4
MIAMI MEDICAL CONSULTANT PA			4	100%	4
Millennium Nursing & Rehab Center		4			4
RELIANT ACUTE CARE			4	100%	4
KENTUCKY CABINET FOR HEALTH AND FAMILY SERVICES			4	100%	4
SANDGATE GARDENS REHAB & NURSING CENTER		3	1	25%	4
THE DOCTORS CENTER HEALTHCARE-SOUTHSIDE		1	3	75%	4
MEASE CONTINUING CARE		2	2	50%	4
HEALTHCARE NETWORK OF SOUTHWEST FLORIDA			4	100%	4
LAFAYETTE NURSING AND REHAB			4	100%	4
Westminster Manor		3	1	25%	4
CHILDREN'S MEDICAL GROUP		4			4
LAKE FOREST PARK OP CO LLC		4			4
DISCOVERY VILLAGE AT STUART		1	3	75%	4
MINUTECLINIC, LLC #1796		3	1	25%	4
GEORGE E WEEMS MEMORIAL HOSPITAL LAB		3	1	25%	4
Calusa Harbour			4	100%	4
SunTerrace Health Care Center		3	1	25%	4
DES PLAINES CLINICAL LAB		2	2	50%	4
BETHPAGE EXTENDED HOURS CENTER		4			4
PERSONAL PHYSICIAN CARE PA			4	100%	4
BAYLOR ESOTERIC AND MOLECULAR LAB			4	100%	4
MEDEXPRESS URGENT CARE - WEIRTON		4			4
WHEELER LABORATORY		3	1	25%	4
MEDEXPRESS URGENT CARE HUNTINGTON		4			4
CELAL GUROL ERBAY, MD			4	100%	4
MEDEXPRESS URGENT CARE - SOUTH PARKERSBURG		4			4
NAVAL MEDICAL CENTER SAN DIEGO			4	100%	4
ALVARO J DANGOND MD PA		4			4
BIG BEND HOSPICE INC		4			4
MINUTECLINIC DIAG OF IND LLC #8651		3	1	25%	4
FLORIDA HEALTH CARE PLANS STIRLING CENTER			4	100%	4
SOUTHWESTERN REGIONAL MEDICAL CENTER - TULSA		4			4

COVID-19: testing by laboratory

Data through Jan 25, 2021 verified as of Jan 26, 2021 at 09:25 AM

Data in this report are provisional and subject to change.

The numbers in the table below represent the number of Florida and non-Florida residents for whom test results were received by the Department of Health. A person can be tested by more than one laboratory and can have both positive and negative results. **Therefore, the sum of the numbers in each column will be larger than the total number of people tested.**

Reporting lab	Inconclusive	Negative	Positive	Percent positive	Total
State Lab Unspecifd			4	100%	4
OMNICARE PHARMACY OF TEXAS 1		4			4
SOUTHEASTERN REGIONAL MEDICAL CENTER			4	100%	4
CAPE COD HOSPITAL			4	100%	4
MEDEXPRESS URGENT CARE - BLUEFIELD		3	1	25%	4
EXPRESS TESTING-ONE			4	100%	4
ADVENTHEALTH NEW SMYRNA BEACH COMMUNITY HEALTH			4	100%	4
MEDEXPRESS - NEW CASTLE, DUPONT HWY		4			4
CORNERSTONE PEDIATRICS			4	100%	4
HEALTHY MINORS PEDIATRIC URGENT CARE		4			4
WALGREENS #07034		4			4
MINUTECLINIC DIAGNOSTIC OF NEVADA #87		2	2	50%	4
SEBRING PEDIATRICS LLC			4	100%	4
OVIDO CHILDRENS HEALTH CENTER LLC		1	3	75%	4
REFUGE A HEALING PLACE, THE			4	100%	4
MINUTECLINIC DIAG OF IND, LLC #10190		4			4
DIAGNOSTECHS		4			4
OHIO DEPARTMENT OF HEALTH			4	100%	4
CAPITAL HEALTH LABORATORY INC			4	100%	4
IMIC INC RESEARCH			4	100%	4
ENTRUST IMMEDIATE CARE			4	100%	4
SOMA MEDICAL CENTER, P.A.			4	100%	4
Walker BaptistMedCtr		3	1	25%	4
GUTHRIE MEDICAL GROUP - CORNING		3	1	25%	4
MC DIAGNOSTIC OF CONNECTICUT, PC # 257		3	1	25%	4
GENEVA GENERAL HOSPITAL LABORATORY		3	1	25%	4
DEPARTMENT OF HEALTH AND HUMAN SERVICES STATE OF NEW HAMPSHIRE			4	100%	4
UNION CITY MANOR NURSING CENTER		4			4
FLORENCE - HUNTSVILLE HOSPITAL URGENT CARE		3	1	25%	4
MD ANDERSON			4	100%	4
DTR LABS		3	1	25%	4
CVS MINUTE CLINIC DIAGNOSTIC PA #3060		3	1	25%	4
TRIDENT BIOMETRICS		3	1	25%	4
CVS GA247OPOCT CANTON		4			4
MEDEXPRESS URGENT CARE - MOUNTAIN HOME		3	1	25%	4
THE LITTLE CLINIC			4	100%	4
VITRO MOLECULAR LABORATORIES			4	100%	4
VIDANT MEDICAL CENTER			4	100%	4
Advanced Care Center			4	100%	4
DIAGNOSTIC & MEDICAL SPECIALISTS OF GREENWICH		2	2	50%	4
WESLEY CHAPEL INTERNAL MEDICINE AND PEDIATRICS			4	100%	4
PHYSICIANS IMMEDIATE CARE ELGIN			4	100%	4
PM PEDIATRICS OF SELDEN		3	1	25%	4
DYNAMIC HEALTH CENTERS INC		2	2	50%	4
REDMED OF CROSSTOWN		1	3	75%	4
MINUTECLINIC DIAGNOSTIC OF NORTH CAROLINA PC #5341		3	1	25%	4
TRUE HEALTH- HOFFNER		3	1	25%	4

COVID-19: testing by laboratory

Data through Jan 25, 2021 verified as of Jan 26, 2021 at 09:25 AM

Data in this report are provisional and subject to change.

The numbers in the table below represent the number of Florida and non-Florida residents for whom test results were received by the Department of Health. A person can be tested by more than one laboratory and can have both positive and negative results. **Therefore, the sum of the numbers in each column will be larger than the total number of people tested.**

Reporting lab	Inconclusive	Negative	Positive	Percent positive	Total
SHARP MEMORIAL HOSPITAL MICROBIOLOGY DEPT			4	100%	4
MEDEXPRESS URGENT CARE, FAIRMONT		4			4
ADVENT HEALTH - TUSKAWILLA		4			4
COMPASSION PEDIATRIC URGENT CARE LLC			4	100%	4
MIAMI COMMUNITY HEALTH CENTER INC		1	3	75%	4
OKLAHOMA STATE UNIVERSITY DIAGNOSTIC LAB			4	100%	4
HOME DOCS		2	2	50%	4
SIGNATURE CARE MONTROSE		2	2	50%	4
LEON MEDICAL CENTERS, LLC			4	100%	4
HAMPTON ALF AT 24TH ROAD LLC			4	100%	4
BELLIN HEALTH LAB		1	3	75%	4
COURTYARD GARDENS OF BOYNTON BEACH, LLC		1	3	75%	4
MINUTECLINIC DIAGNOSTIC OF OKLAHOMA		3	1	25%	4
MEDEXPRESS URGENT CARE - KOKOMO		4			4
MEDEXPRESS URGENT CARE - LOGAN		4			4
CARE ONE PRIMARY CARE			4	100%	4
WYOMING PUBLIC HEALTH LAB			4	100%	4
LATCHER LABORATORY OF A O FOX MEMORIAL		2	2	50%	4
LIFE CARE HOME HEALTH SERVICES LLC		1	3	75%	4
West Gate Village, LLC		4			4
MEDEXPRESS URGENT CARE PLEASANT HILLS		3	1	25%	4
BOONE DRUG & HEALTHCARE AT DEERFIELD			4	100%	4
CRESTAR LABS		2	2	50%	4
PALM GARDEN OF SUN CITY			4	100%	4
FAMILY MEDICINE AT WATERMAN		4			4
GULF COAST PEDIATRICS OF SARASOTA PA		1	3	75%	4
UNC HOSPITAL/MCLENDON CLINICAL LABORATORIES			4	100%	4
MARSHALL MEDICAL CENTER SOUTH LAB		3	1	25%	4
MEDICAL PAVILION CLINIC			4	100%	4
SIGNATURE CARE EMERGENCY CENTER		2	2	50%	4
Health Care Center of Jacksonville			4	100%	4
CAREATC, INC.			4	100%	4
FLORIDA PRIMARY & SPECIALTY CARE		4			4
MARION AND BERNARD L SAMSON NURSING CENTER			4	100%	4
AFFINITY URGENT CARE			4	100%	4
HARLEM HOSPITAL CENTER		3	1	25%	4
PRIMECARE		2	2	50%	4
SOUTHERN LABORATORY SERVICES OF NWF		4			4
Sunrise Health and Rehabilitation Center			4	100%	4
Park Ridge Nursing Center		3	1	25%	4
MINUTECLINIC #2860		3	1	25%	4
SOMA MEDICAL CENTER MD PA #7 PEDIATRICS			4	100%	4
CLINICAL LABORATORIES OF THE BUFFALO		3	1	25%	4
MEMORIAL HEALTHCARE SYSTEM		1	3	75%	4
DEVEREUX FLORIDA CHILDRENS CENTER			4	100%	4
MINUTECLINIC, LLC #03268		2	1	33%	3
MID FLORIDA CLINICAL LABORATORY		2	1	33%	3

COVID-19: testing by laboratory

Data through Jan 25, 2021 verified as of Jan 26, 2021 at 09:25 AM

Data in this report are provisional and subject to change.

The numbers in the table below represent the number of Florida and non-Florida residents for whom test results were received by the Department of Health. A person can be tested by more than one laboratory and can have both positive and negative results. **Therefore, the sum of the numbers in each column will be larger than the total number of people tested.**

Reporting lab	Inconclusive	Negative	Positive	Percent positive	Total
CVS SC7396POCT NORTH MYRTLE BEACH		3			3
PATHOLOGY REFERENCE LAB LLC			3	100%	3
SIGNATURE URGENT CARE			3	100%	3
MINUTECLINIC DIAGNOSTIC OF SC, LLC #7		2	1	33%	3
QUATRACOR PLLC		3			3
MONROE COUNTY FIRE RESCUE		3			3
CVS GA3766POCT DACULA		1	2	67%	3
FAMILY TREE DNA			3	100%	3
MEDLAB INC		3			3
NEMOURS CHILDRENS PRIMARY CARE HORIZON WEST			3	100%	3
ESTERO FIRE RESCUE		3			3
BRADENTON PHYSICIAN MEDICAL CENTER			3	100%	3
SPARROW CENTRAL LAB			3	100%	3
WEST TN HEALTH MED NORTH		3			3
CORTLAND COUNTY HEALTH DEPARTMENT		3			3
COASTAL SKIN SURGERY AND DERMATOLOGY PL		3			3
TIEHH BIOTERRORISM RESPONSE LAB			3	100%	3
MINUTECLINIC DIAGNOSTIC OF MICHIGAN, P		3			3
MAYO		1	2	67%	3
MINUTECLINIC DIAG OF IND, LLC #2387		3			3
ORCHID COVE DAYTONA			3	100%	3
NORTH DAKOTA DEPT OF HEALTH MICROBIOLOGY		1	2	67%	3
CVS MINUTE CLINIC DIAG OF IND LLC #5206		2	1	33%	3
WINTER PARK INTERNAL MEDICINE MD PA		2	1	33%	3
ALLIANCE PEDIATRICS PA			3	100%	3
PEDIATRICS BY THE SEA JOG RD OFFICE			3	100%	3
EMERALD COAST CENTER			3	100%	3
ALLIANCE LABS @LRMC			3	100%	3
MINUTECLINIC DIAGNOSTIC OF OHIO #3407		3			3
MINUTECLINIC LLC #5176			3	100%	3
FLORIDA LABORATORY ANALYSIS, LLC			3	100%	3
MARION COUNTY FIRE RESCUE		3			3
SAVANNAH COVE		3			3
CVS MA2172POCT NORTH GRAFTON		3			3
FIRST CARE - MIDDLESBORO			3	100%	3
MINUTECLINIC DIAG OF IND, LLC #6483		1	2	67%	3
LITTLE SPURS PEDIATRIC URGENT CARE		1	2	67%	3
TMH PHYSICIAN PARTNERS BLOUNTSTOWN			3	100%	3
CAMPAZZI CONCIERGE MEDICAL SERVICES		2	1	33%	3
MANORCARE NURSING & REHABILITATION CENTER-NAPLES		3			3
NC STATE LABORATORY OF PUBLIC HEALTH		3			3
FLAGLER FAMILY MEDICINE PA			3	100%	3
NORTH BROWARD HOSPITAL DISTRICT HEALTHCARE FOR THE HOMELESS			3	100%	3
DIXIE COUNTY EMERGENCY SERVICES			3	100%	3
SOUTH COUNTY MENTAL HEALTH CENTER INC			3	100%	3
FAMILY MEDICINE AT WINTER PARK			3	100%	3
UNIVERISTY OF MIAMI			3	100%	3

COVID-19: testing by laboratory

Data through Jan 25, 2021 verified as of Jan 26, 2021 at 09:25 AM

Data in this report are provisional and subject to change.

The numbers in the table below represent the number of Florida and non-Florida residents for whom test results were received by the Department of Health. A person can be tested by more than one laboratory and can have both positive and negative results. **Therefore, the sum of the numbers in each column will be larger than the total number of people tested.**

Reporting lab	Inconclusive	Negative	Positive	Percent positive	Total
PENSACOLA PEDIATRICS PA - TIGER POINT			3	100%	3
MEDICAL UNIVERSITY SC HOSPITAL			3	100%	3
IVY CREEK URGENT CARE OF ENTERPRISE			3	100%	3
MINUTECLINIC DIAG OF IND, LLC #6910		3			3
MINUTECLINIC LLC (1435)		3			3
BOLING, STEPHANIE		3			3
HAVEN CUSTEAD CARE CENTER			3	100%	3
IOWA DEPARTMENT OF PUBLIC HEALTH			3	100%	3
MEDEXPRESS URGENT CARE - NORTH LITTLE		2	1	33%	3
CGH MEDICAL CENTER			3	100%	3
MEDEXPRESS URGENT CARE - SUMMERSVILLE, WEBSTER RD		3			3
PROMPT CARE OF CENTRAL FLORIDA LLC			3	100%	3
DACH MAIN LAB			3	100%	3
MEDEXPRESS URGENT CARE - WALDORF, CRAIN HWY		3			3
Broadview Multi-Care Center		3			3
MERCY URGENT CARE			3	100%	3
ELITE PRIMARY CARE OF WAYCROSS			3	100%	3
TERRACE OF ST CLOUD, THE		2	1	33%	3
GRAND AVE PHARMACY			3	100%	3
RICHMOND CITY DEPARTMENT OF PUBLIC HEALTH			3	100%	3
MCKENZIE-WILLAMETTE MEDICAL CENTER LAB		3			3
MINUTECLINIC DIAGNOSTIC OF PENNSYLVAN		2	1	33%	3
FHPG FAMILY MEDICAL CENTER OF TAMPA BAY		1	2	67%	3
CTRS			3	100%	3
STRINGFELLOW MEMORIAL HOSPITAL		3			3
STATCARE URGENT & WALK IN MEDICAL CARE		2	1	33%	3
FAMILY TREE MEDICAL GROUP PA		2	1	33%	3
JOHN T MACKAY MD			3	100%	3
TMH PHYSICIAN PARTNERS SOUTHWOOD			3	100%	3
FRESENIUS KIDNEY CARE DUNEDIN			3	100%	3
MINUTECLINIC DIAGNOSTIC OF RHODE ISLAN		3			3
Bethany Health and Rehab		3			3
ALLIED PHYSICIANS GROUP PLLC		3			3
SCHIFF CENTER FOR LIVER DISEASES		1	2	67%	3
MONROE COUNTY DEPT OF PUBLIC HEALTH ST		3			3
CVS MINUTE CLINIC DIAGNOSTIC OF TEXAS		3			3
MINUTE CLINIC LLC #5706		2	1	33%	3
CENTRAL DUPAGE HOSPITAL			3	100%	3
THE PALMS PHARMACY, INC		3			3
LIZS ADULT CARE		3			3
MINUTECLINIC DIAG OF IND LLC #6840		3			3
Contrastate Medical Center		2	1	33%	3
MIAMI BEACH MEDICAL GROUP LLC			3	100%	3
ADVANCED HEART CARE OF SOUTH FLORIDA		3			3
BETTERMED URGENT CARE			3	100%	3
TRUE HEALTH - LAKE UNDERHILL		3			3
RIVER CITY MEDICAL ASSOCIATES INC			3	100%	3

COVID-19: testing by laboratory

Data through Jan 25, 2021 verified as of Jan 26, 2021 at 09:25 AM

Data in this report are provisional and subject to change.

The numbers in the table below represent the number of Florida and non-Florida residents for whom test results were received by the Department of Health. A person can be tested by more than one laboratory and can have both positive and negative results. **Therefore, the sum of the numbers in each column will be larger than the total number of people tested.**

Reporting lab	Inconclusive	Negative	Positive	Percent positive	Total
CUMBERLAND MEDICAL CENTER INC		3			3
NORTHCREST MEDICAL CENTER		1	2	67%	3
HARBOUR ISLAND PEDIATRICS LLC			3	100%	3
LOYOLA UNIVERSITY MEDICAL CENTER LABORATORY			3	100%	3
LINCOLN MEDICAL CENTER		3			3
SIGNATURE CARE PFLUGERVILLE			3	100%	3
MOULTRIE CREEK NURSING AND REHAB			3	100%	3
PINELLAS POINT NURSING AND REHAB			3	100%	3
BARONESS ERLANGER HOSPITAL		3			3
COVID PROCESSING SITE			3	100%	3
GROVES CENTER			3	100%	3
ACCESS HEALTH CARE		2	1	33%	3
BNC Medical Investors, LLC Berrien Nursing & Rehabilitation Center		3			3
GEORGE W FERGUSON MD-CONCIERGE MEDICAL SERVICES PL		2	1	33%	3
VELOCITY CARE			3	100%	3
GYN PATH SERVICES			3	100%	3
MEDFIRST URGENT CARE			3	100%	3
MAINE DEPARTMENT OF HEALTH AND HUMAN SERVICES			3	100%	3
HARBORCHASE OF STUART			3	100%	3
OHIO CVS STORES		3			3
HELIX MEDICAL CENTERS		1	2	67%	3
JS HEALTHCARE		2	1	33%	3
FLORIDA GASTROENTEROLOGY ASSOCIATES PA		3			3
COVENANT PEDIATRICS		1	2	67%	3
MEDEXPRESS URGENT CARE - WHEELING		2	1	33%	3
MINUTE CLINIC DIAGNOSTIC OF TN PC #64		3			3
NEMOURS CHILDRENS PRIMARY CARE MAITLAND			3	100%	3
SUNRISE SENIOR LIVING OF JACKSONVILLE			3	100%	3
ALOHA HOME CARE LLC DBA ACCENTCARE HOME HEALTH OF		3			3
VIRGINIA DIVISION OF CONSOLIDATED LABORATORIES			3	100%	3
EXETER HOSPITAL		3			3
OPTUM PRIMARY CARE - SILVER LAKES			3	100%	3
YORK HOSPITAL - LABORATORY			3	100%	3
MEDEXPRESS URGENT CARE - WICHITA, S SENECA ST		1	2	67%	3
LEXINGTON MEDICAL CENTER		1	2	67%	3
LAURELLWOOD NURSING CENTER		1	2	67%	3
MONTANA PUBLIC HEALTH LAB			3	100%	3
SHANDS AT LAKE SHORE LAB		1	2	67%	3
CVS OH6123POCT CINCINNATI		2	1	33%	3
ORLANDO CLINICAL RESEARCH CENTER		3			3
Westside Terrace		3			3
Nashville Central Laboratory		3			3
ERIE COUNTY PUBLIC HEALTH CLINICAL		3			3
PEDIATRICS AND ADOLESCENT MEDICINE		2	1	33%	3
MINUTECLINIC, LLC #5707		3			3
ACL LABORATORIES INDUSTRIAL TOXICOLOGY			3	100%	3
MINUTECLINIC, LLC, DBA MINUTECLINIC #6		3			3

COVID-19: testing by laboratory

Data through Jan 25, 2021 verified as of Jan 26, 2021 at 09:25 AM

Data in this report are provisional and subject to change.

The numbers in the table below represent the number of Florida and non-Florida residents for whom test results were received by the Department of Health. A person can be tested by more than one laboratory and can have both positive and negative results. **Therefore, the sum of the numbers in each column will be larger than the total number of people tested.**

Reporting lab	Inconclusive	Negative	Positive	Percent positive	Total
BROOKDALE SENIOR LIVING			3	100%	3
COMMUNITY MEDICAL CENTER			3	100%	3
ALLIANCE FOR MULTISPECIALTY RESEARCH		3			3
JACKSON SOUTH COMMUNITY HOSPITAL LAB			3	100%	3
BROOKDALE OAKBRIDGE		1	2	67%	3
REELFOOT FAMILY WALK IN CLINIC		2	1	33%	3
CALIFORNIA DEPARTMENT OF PUBLIC HEALTH			3	100%	3
MINUTECLINIC DIAGNOSTIC OF NORTH CAROLINA PC #7054		3			3
DOCTORS HOSPITAL RENAISSANCE			3	100%	3
MINUTE CLINIC, LLC #4650		3			3
COASTAL LABORATORIES OF FLORIDA			3	100%	3
MED FUSION			3	100%	3
WELLMED AT APOLLO BEACH BLVD		1	2	67%	3
GRAND VILLA OF PALM COAST		3			3
HELIX LW UC		1	2	67%	3
SURETOX LABORATORY LLC		2	1	33%	3
ANN STORCK CENTER INC		3			3
MINUTECLINIC, LLC #7139		3			3
PATIENT FIRST - ALLENTOWN			3	100%	3
ROAN DRUG COMPANY LLC		3			3
CELEBRATION PRIMARY CARE ASSOCIATES LLC		3			3
PROHEALTH PRIMARY CARE - GLEN OAKS		3			3
FLORIDA DEPARTMENT OF HEALTH IN MIAMI DADE COUNTY		2	1	33%	3
CORTLAND REGIONAL MEDICAL CENTER		3			3
CVS SC3838POCT ANDERSON		3			3
Gulfport Rehabilitation Center			3	100%	3
NEOGENOMICS LABORATORIES, INC		3			3
ADVANCED PEDIATRICS OF BOCA LLC			3	100%	3
PROPATH			3	100%	3
MINUTECLINIC, LLC #1470		3			3
MEDEXPRESS URGENT CARE-CHIPPEWA		2	1	33%	3
WINDER NURSING INC DBA WINDER HEALTH CARE		3			3
ASPEN VALLEY HOSPITAL			3	100%	3
AVANTE INVERNESS		1	2	67%	3
NORTHERN LIGHT LABORATORY		1	2	67%	3
Village on the Green			3	100%	3
Magnolia Health and Rehab Center			3	100%	3
ADRIANA M CASTRO MD PA		3			3
Cleveland Clinic Weston			3	100%	3
VIRTUA MEMORIAL HOSPITAL BURLINGTON COUNTY		1	2	67%	3
STARLING AT NOCATEE			3	100%	3
MEDEXPRESS URGENT CARE - TULSA, S YALE AVE		3			3
MONTANA DEPARTMENT OF PUBLIC HEALTH & HUMAN SERVICES			3	100%	3
GAINESVILLE PEDIATRIC ASSOCIATES			3	100%	3
PLAINVIEW PRIMARY CARE		3			3
Hunterdon Medical Center Laboratory		3			3
SCIENTIFIC LABORATORY DIVISION			3	100%	3

COVID-19: testing by laboratory

Data through Jan 25, 2021 verified as of Jan 26, 2021 at 09:25 AM

Data in this report are provisional and subject to change.

The numbers in the table below represent the number of Florida and non-Florida residents for whom test results were received by the Department of Health. A person can be tested by more than one laboratory and can have both positive and negative results. **Therefore, the sum of the numbers in each column will be larger than the total number of people tested.**

Reporting lab	Inconclusive	Negative	Positive	Percent positive	Total
ST LUKES HOSPITAL LABORATORY		2	1	33%	3
OPENTRONS PRL		2	1	33%	3
FRESENIUS MEDICAL CARE			3	100%	3
ST. PETERSBURG PEDIATRICS			3	100%	3
CAREWELL URGENT CARE			3	100%	3
HEALTHQUEST, INC		2	1	33%	3
CARENOW-ATASCOCITA			3	100%	3
CARESPOT-WELLINGTON			3	100%	3
COOPER UNIVERSITY HOSPITAL LABORATORY		2	1	33%	3
MEDEXPRESS URGENT CARE - RICHMOND, W BROAD ST		3			3
MONTEFIORE MEDICAL CENTER LABS MONTEFIORE		2	1	33%	3
Enterprise Health and Rehabilitation Center		3			3
Rosedale Green		3			3
MASSASHUSETTS STATE LAB INSTITUTE		1	2	67%	3
HUNT CLUB MEDICAL CARE			3	100%	3
SEMINOLE FAMILY HEALTH CENTER		3			3
OHIO DEPARTMENT OF HEALTH LABORATORY		2	1	33%	3
INSPIRA MEDICAL CENTER VINELAND LAB		2	1	33%	3
CRANES VIEW LODGE			3	100%	3
Kroger 635 - The Little Clinic Dacula		3			3
ALABAMA DEPT PUBLIC HEALTH			3	100%	3
OPTUM OF RED ROAD		3			3
ST. PETERSBURG PEDIATRICS- 38TH AVENUE			3	100%	3
IMMUNOGENOMICS LLC		1	2	67%	3
NEWSTAR MEDICAL LABORATORIES		3			3
CONSOLIDATED LABORATORY SERVICES			3	100%	3
URGENT DOC - URGENT CARE CLINIC			3	100%	3
CROSSVILLE MEDICAL GROUP		1	2	67%	3
KEY WEST URGENT CARE, INC		3			3
UNIVERSITY OF KANSAS MEDICAL CENTER			3	100%	3
MEADOWS AT CYPRESS GARDENS, THE		3			3
OHIO HEALTH DOCTORS HOSPITAL			3	100%	3
CLEARWATER		2	1	33%	3
TUFTS MEDICAL CENTER			3	100%	3
ESCO DRUG CO INC		3			3
LAHEY CLINIC MEDICAL CENTER			3	100%	3
LONG ISLAND UNIVERSITY - POST CAMPUS		3			3
LOUISIANA DEPT. OF HEALTH AND HOSPITALS-INFECTIOUS DISEASE EPI SECTION			3	100%	3
VICAR'S LANDING NURSING HOME		2	1	33%	3
HILLVIEW LABORATORY			3	100%	3
MUNSON MEDICAL CENTER			3	100%	3
BEEBE MEDICAL CENTER LABORATORY		3			3
MEDEXPRESS URGENT CARE-PASADENA		3			3
NORTHWEST FLORIDA COMMUNITY HOSPITAL 3RD FLOOR		3			3
SARASOTA PERSONAL MEDICINE		2	1	33%	3
CARENOW URGENT CARE - CENTRAL AUSTIN			3	100%	3
CVS IN6605POCT INDIANAPOLIS		2	1	33%	3

COVID-19: testing by laboratory

Data through Jan 25, 2021 verified as of Jan 26, 2021 at 09:25 AM

Data in this report are provisional and subject to change.

The numbers in the table below represent the number of Florida and non-Florida residents for whom test results were received by the Department of Health. A person can be tested by more than one laboratory and can have both positive and negative results. **Therefore, the sum of the numbers in each column will be larger than the total number of people tested.**

Reporting lab	Inconclusive	Negative	Positive	Percent positive	Total
MEDEXPRESS URGENT CARE-HERSHEY		2	1	33%	3
REGIONAL MEDICAL LAB			3	100%	3
CULLMAN REGIONAL MEDICAL CENTER		2	1	33%	3
MINUTECLINIC DIAGNOSTIC OF TN PC #240		3			3
NORTHWEST FLORIDA CLINICAL LAB		1	2	67%	3
VA OUTPATIENT CLINIC-NEW PORT RICHEY			3	100%	3
THE CLINIC OF PEDIATRICS & GI MEDICINE, INC			3	100%	3
APEX CLINICAL LABORATORIES INC		3			3
PRINCETON BMC LABORATORY		3			3
SISD EMPLOYEE HEALTH CLINIC			3	100%	3
PALMS WEST HOSPITAL			3	100%	3
LISTENING DOCTOR PLLC, THE			3	100%	3
Bainbridge Health and Rehab		3			3
HIALEAH SHORES NURSING AND		2	1	33%	3
GONZALEZ MD AND ASWAD MD HEALTH SERVICES			3	100%	3
TARRANT COUNTY PUBLIC HEALTH		3			3
SMOKY MOUNTAIN URGENT CARE AND FAMILY MEDICINE CENTER			3	100%	3
GLADES COUNTY DETENTION CENTER			3	100%	3
QUICK CARE MED WALK IN AND URGENT CARE			3	100%	3
PUBLIC HEALTH TRUST OF MIAMI DADE COUNTY			3	100%	3
ASSOCIATES IN MEDICINE		1	2	67%	3
DEACONESS HOSPITAL			3	100%	3
ONslow MEMORIAL HOSPITAL LABORATORY		3			3
CVS OH2543POCT CANFIELD		3			3
MPG JACKSONVILLE ATLANTIC BLVD		1	2	67%	3
ST PETE DIRECT PRIMARY CARE		1	2	67%	3
AUSTIN PUBLIC HEALTH			3	100%	3
Rutgers Health Rwj University Hospital - Laboratory		2	1	33%	3
SANFORD MOBILE LAB			3	100%	3
ADVENT HEALTH - CENTRAL PASCO ER			3	100%	3
COMMUNITY HOME HEALTH CARE		3			3
MEDEXPRESS URGENT CARE-SCOTT TOWNSHIP		3			3
FLORIDA HOSPITAL LABORATORIES		3			3
NORTH SHORE HOSP. INFECTION CONTROL			3	100%	3
PINELLAS PARK HEALTH CENTER - PINELLAS CHD		1	2	67%	3
TAYLOR MANOR		1	2	67%	3
PREMIER FAMILY AND SPORTS MEDICINE		2	1	33%	3
PARRISH MEDICAL CENTER-WAIVED TESTING		3			3
MEDEXPRESS URGENT CARE, BELLE VERNON		3			3
FLORIDA MENTOR-POINT WEST CLUSTER		3			3
MEDEXPRESS URGENT CARE - WAXAHACHIE, N HIGHWAY 77		1	2	67%	3
FOX FAMILY PRACTICE		3			3
PM PEDIATRICS OF SELDEN PLLC		3			3
MINUTE CLINIC DIAG OF IND LLC #8674		3			3
BAYCARE MEDICAL GROUP, INC		3			3
LEE CONVENIENT CARE AT SUMMERLIN			3	100%	3
ADVENT HEALTH MEDICAL GROUP FAMILY MEDICINE			3	100%	3

COVID-19: testing by laboratory

Data through Jan 25, 2021 verified as of Jan 26, 2021 at 09:25 AM

Data in this report are provisional and subject to change.

The numbers in the table below represent the number of Florida and non-Florida residents for whom test results were received by the Department of Health. A person can be tested by more than one laboratory and can have both positive and negative results. **Therefore, the sum of the numbers in each column will be larger than the total number of people tested.**

Reporting lab	Inconclusive	Negative	Positive	Percent positive	Total
LEWIS COUNTY MANOR		3			3
ADVENTHEALTH SEBRING- INFECTION CONTROL DEPARTMENT			3	100%	3
MINUTECLINIC DIAGNOSTIC MED GRP OF CA		3			3
WESTPAC LABS INC			3	100%	3
INDIANA STATE DEPARTMENT OF HEALTH LABORATORIES			3	100%	3
NYC PUBLIC HEALTH LABS			3	100%	3
BRANDON REGIONAL EMERGENCY CTR			3	100%	3
MEDEXPRESS URGENT CARE-ARLINGTON		2	1	33%	3
ADVANCED PEDIATRICS			3	100%	3
Kroger 124 - The Little Clinic University		3			3
FHPG TAMPA PRIMARY CARE			3	100%	3
TAMPA		1	2	67%	3
MARYLAND STATE DEPT OF HEALTH	2		1	33%	3
SENTARA NORFOLK GENERAL HOSPITAL CENTRAL LAB			3	100%	3
MEDEXPRESS URGENT CARE, CHAMBERSBURG		2	1	33%	3
STONE CLINICAL LABORATORIES OF FL LLC		3			3
RHEA MEDICAL CENTER		3			3
MOBIL LAB FOR ALL INC		3			3
UNITY HEALTH AND REHABILITATION CENTER			3	100%	3
SOUTHEASTERN DERMATOLOGY GROUP PA		2	1	33%	3
CVS TX7821POCT LEAGUE CITY		3			3
VILLAGES HEALTH, THE		3			3
ADVICE FOR OPTIMAL WELLNESS, INC			3	100%	3
MINUTECLINIC, LLC #4682		2	1	33%	3
THE PATHOLOGY LABORATORY		1	2	67%	3
FLORIDA HOSPITAL PHYSICIANS GROUP		1	2	67%	3
LEESBURG COMMUNITY HEALTH CENTERS			3	100%	3
RAPID CITY RUGENT CARE			3	100%	3
BRENTWOOD SENIOR LIVING AT ST PETE			3	100%	3
PHYSICIANS URGENT CARE BERRY FARMS		2	1	33%	3
MICHIGAN HEALTH CLINIC LABORATORIES		2	1	33%	3
CULLMAN REGIONAL URGENT CARE		2	1	33%	3
CVS NY4098030POCT NEW YORK		3			3
Mill Valley Care Center		3			3
COMMUNICABLE DISEASE CONTROL/PUBLIC HEALTH EMERGENCY PREPAREDNESS			3	100%	3
MEDEXPRESS URGENT CARE- FORT WORTH N T		3			3
CVS RI1717POCT 1 CVS DR			3	100%	3
WYOMING DEPT OF HEALTH			3	100%	3
MORGAN STANLEY HEALTH CENTER		3			3
EMORY BENNETT VETERANS NURSING HOME		3			3
TIFTON CARECONNECT URGENT CARE			3	100%	3
CVS NJ836POCT RUNNEMEDE		3			3
CCRX OF NORTH CAROLINA, LLC		2	1	33%	3
MEDEXPRESS URGENT CARE MARTINSBURG		2	1	33%	3
MEDFUSION		2	1	33%	3
CVS OH3393POCT AURORA		2	1	33%	3
MINUTECLINIC DIAGNOSTIC MED GRP OF SAN		3			3

COVID-19: testing by laboratory

Data through Jan 25, 2021 verified as of Jan 26, 2021 at 09:25 AM

Data in this report are provisional and subject to change.

The numbers in the table below represent the number of Florida and non-Florida residents for whom test results were received by the Department of Health. A person can be tested by more than one laboratory and can have both positive and negative results. **Therefore, the sum of the numbers in each column will be larger than the total number of people tested.**

Reporting lab	Inconclusive	Negative	Positive	Percent positive	Total
WALGREENS #07502		3			3
RAYMOND BASRI MD		3			3
MINUTECLINIC DIAGNOSTIC OF WISCONSIN,		3			3
UNIVERSITY OF MIAMI / SCCC RESEARCH LABORATORY			3	100%	3
ORLANDO REGIONAL HEALTH SERVICES		1	2	67%	3
MEDICAL CENTER ENTERPRISE			3	100%	3
HOUSTON METHODIST HOSPITAL			3	100%	3
SUMTER COUNTY HEALTH DEPARTMENT			3	100%	3
PRISMA HEALTH MIDLANDS			3	100%	3
MEDICAL SERVICES OF AMERICA HOME HEALTH		3			3
SUMNER REGIONAL MEDICAL CENTER		2	1	33%	3
KISSIMMEE URGENT CARE		3			3
CVS TN2179POCT MURFREESBORO		3			3
MINUTECLINIC DIAGNOSTIC OF TEXAS LLC		2	1	33%	3
MEDICAL CENTER OF THE ROCKIES			3	100%	3
Life Care Center of Citrus County		2	1	33%	3
ROANE MEDICAL CENTER		2	1	33%	3
CELEBRATION PEDIATRICS PA			3	100%	3
PPD - IXLAYER		3			3
BAPTIST OUTPATIENT SERVICES			3	100%	3
MEDIC INFUSION PA		3			3
PALM BAY FAMILY PRACTICE			3	100%	3
BETH ISRAEL MEDICAL CENTER LABS		3			3
QUEST DIAGNOSTICS PSC			3	100%	3
GENTLE HANDS MOBILE PHLEBOTOMY			3	100%	3
SUMMIT MEDICAL GROUP - WEST ORANGE		3			3
PREMIER CLINICAL RESEARCH INSTITUTE INC			3	100%	3
NORTH NAPLES HOSPITAL RESPIRATORY THERAPY DEPARTMENT			3	100%	3
Greystone Health Care Center		3			3
MEDEXPRESS URGENT CARE - WILKES BARRE		2	1	33%	3
SSM HEALTH ST LOUIS MICROBIOLOGY LABORATORY		1	2	67%	3
LIFE CARE CENTER OF SKAGIT VALLEY		3			3
SOFTLAB			3	100%	3
FLORIDA MEDICAL ASSOCIATES LLC			3	100%	3
OCCUPATIONAL HEALTH CENTERS OF THE SOUTHWEST PA		3			3
SPRING LAKE REHABILITATION CENTER			3	100%	3
24TH WEAPONS OF MASS DESTRUCTION - CIVIL SUPPORT		3			3
FELICIDAD MEDICAL CENTER INC			3	100%	3
MEDEXPRESS URGENT CARE SHADYSIDE		3			3
ADVANCED URGENT CARE OF MARATHON			3	100%	3
US SPECIALTY LABS			3	100%	3
SUN TERRACE HEALTH CARE CENTER			3	100%	3
GREATER MOBILE URGENT CARE - SPRINGHILL			3	100%	3
ADVENT HEALTH - TIMBERRIDGE ER		2	1	33%	3
UNIVERSITY OF MICHIGAN		2	1	33%	3
CVS PA1671POCT LANCASTER		3			3
HARBOUR'S EDGE		2	1	33%	3

COVID-19: testing by laboratory

Data through Jan 25, 2021 verified as of Jan 26, 2021 at 09:25 AM

Data in this report are provisional and subject to change.

The numbers in the table below represent the number of Florida and non-Florida residents for whom test results were received by the Department of Health. A person can be tested by more than one laboratory and can have both positive and negative results. **Therefore, the sum of the numbers in each column will be larger than the total number of people tested.**

Reporting lab	Inconclusive	Negative	Positive	Percent positive	Total
NOVANT HEALTH PRESBYTERIAN		2	1	33%	3
MINUTECLINIC, LLC #1431		2	1	33%	3
MINUTECLINIC, LLC #05814		3			3
HEART OF FLORIDA HEALTH CENTER INC			3	100%	3
TREASURE COAST PEDIATRICS PA			3	100%	3
WILSON PEDIATRICS			3	100%	3
THOMAS LANGLEY			3	100%	3
MINUTECLINIC DIAGNOSTIC OF OHIO #7790		1	2	67%	3
LUVERNE HEALTH AND REHABILITATION		3			3
ST MARYS MEDICAL CENTER			3	100%	3
MEDEXPRESS URGENT CARE - HOLLINS		3			3
MEDEXPRESS-HOUSTON EAST FWY		1	2	67%	3
BAPTIST PRIMARY CARE, INC.		2	1	33%	3
CVS MA394POCT SEEKONK		3			3
CVS HEALTH MINUTE CLINIC			3	100%	3
MEDEXPRESS URGENT CARE GREENSBURG		2	1	33%	3
ST. LUKE'S HOSPITAL - BETHLEHEM CAMPUS		1	2	67%	3
LIFEHOPE LABS			3	100%	3
Lakeview Village		3			3
JUPITER CLINIC			3	100%	3
GARCIA MORALES NELSON			3	100%	3
PEDIATRICS IN BREVARD-COCOA BEACH		2	1	33%	3
MINUTECLINIC, DIAGNOSTIC OF TEXAS, LL		3			3
DEPT OF HEALTH			2	100%	2
MINUTECLINIC, LLC (CLINIC 10928)		2			2
NATIONAL JEWISH HEALTH			2	100%	2
SHORE MEDICAL CENTER		2			2
THE FOUNTAIN AT BOCA CIEGA BAY		2			2
GOLDMAN SACHS HEALTH CENTER		2			2
DASCENA LAB			2	100%	2
KIVA AT MOUNT DORA			2	100%	2
RAPID RESULT CORP LLC		1	1	50%	2
JACKSON LABORATORY OF GENOMIC MEDICINE		2			2
EAST NAPLES PEDIATRICS			2	100%	2
NEW BRIDGE MEDICAL CENTER		2			2
Kroger O20 - The Little Clinic Wheat Ridge		2			2
ADVANCED MEDICAL OF FLORIDA			2	100%	2
ST. ELIZABETH HEALTHCARE			2	100%	2
MEDICAL CITY DALLAS HOSPITAL			2	100%	2
NLC LABS			2	100%	2
TRUE HEALTH INC			2	100%	2
ManorCare Rehabilitation Center- Decatur		2			2
BOSTON PUBLIC HEALTH COMMISSION			2	100%	2
Stillwater Healthcare		2			2
REGIONS HOSPITAL LABORATORY			2	100%	2
SCDHEC BUREAU OF LABORATORIES			2	100%	2
MANSFIELD MEDICAL LODGE			2	100%	2

COVID-19: testing by laboratory

Data through Jan 25, 2021 verified as of Jan 26, 2021 at 09:25 AM

Data in this report are provisional and subject to change.

The numbers in the table below represent the number of Florida and non-Florida residents for whom test results were received by the Department of Health. A person can be tested by more than one laboratory and can have both positive and negative results. **Therefore, the sum of the numbers in each column will be larger than the total number of people tested.**

Reporting lab	Inconclusive	Negative	Positive	Percent positive	Total
CLINICAL PATHOLOGY LABORATORIES			2	100%	2
CVS OH6147POCT COLUMBUS		1	1	50%	2
AMEDISYS HOME HEALTH OF GREENVILLE			2	100%	2
VAULT HEALTH			2	100%	2
SIGNATURE HEALTHCARE OF MIDDLEBURG		2			2
VALLEY MEDICAL LABORATORY			2	100%	2
MEDEXPRESS URGENT CARE - LEDGEWOOD		2			2
POMERENE HOSPITAL			2	100%	2
VICTORIAN MANOR			2	100%	2
GULF COAST IMMEDIATE CARE CENTER		1	1	50%	2
ONTARIO COUNTY PUBLIC HEALTH		2			2
LEE PHYSICIAN GROUP		1	1	50%	2
441 URGENT CARE-MULBERRY			2	100%	2
MAIN STREET MEDICAL CENTERS		2			2
PALMETTO FAMILY HEALTH CENTER			2	100%	2
LIFELINK TISSUE BANK D/B/A LIFELINK TISSUE BANK		2			2
SPECTRUM HEALTH			2	100%	2
DALLAS BAPTIST UNIVERSITY - HEALTH SERVICES			2	100%	2
RCA LABORATORY SERVICES LLC			2	100%	2
CHNJ		2			2
BAYFRONT FAMILY HEALTH CENTER			2	100%	2
PEACE RIVER MEDICAL CENTER		2			2
Kroger 412 - The Little Clinic Oxford		2			2
CARESPOT URGENT CARE		1	1	50%	2
SPRINGHILL SENIOR RESIDENCE		2			2
GOLDSTEIN			2	100%	2
BAYSTATE MEDICAL CENTER		1	1	50%	2
UMHC HOLLYWOOD LABORATORY			2	100%	2
SCIENTIFIC LABORATORY COMPANY		2			2
MINUTECLINIC, LLC #1492		2			2
SOUTHERN SURGICAL ARTS		2			2
BROOME COUNTY HEALTH DEPARTMENT		1	1	50%	2
HOLY FAMILY MEDICAL CENTER		1	1	50%	2
OPP HEALTH AND REHABILITATION		2			2
ELITE CARE			2	100%	2
THE HOSPITAL OF PROVIDENCE EMERGENCY ROOM			2	100%	2
SPRINGFIELD HOSPITAL LABORATORY			2	100%	2
PEDIATRIC HEALTH CARE		1	1	50%	2
WARD MEMORIAL HOSPITAL		2			2
JEFFERSON WASHINGTON TOWNSHIP HOSPITAL		2			2
FIRST CHOICE MEDICAL PC			2	100%	2
MEDEXPRESS URGENT CARE- COLUMBIA HEIGH		2			2
INSPIRIT SENIOR LIVING			2	100%	2
SWEDISH COVENANT HOSPITAL			2	100%	2
MINUTE CLINIC DIAGNOSTIC OF VIRGINIA, LLC #7543		2			2
COMPLETE HEALTH MEDICAL CENTER			2	100%	2
MID - FLORIDA PATHOLOGY LLC		1	1	50%	2

COVID-19: testing by laboratory

Data through Jan 25, 2021 verified as of Jan 26, 2021 at 09:25 AM

Data in this report are provisional and subject to change.

The numbers in the table below represent the number of Florida and non-Florida residents for whom test results were received by the Department of Health. A person can be tested by more than one laboratory and can have both positive and negative results. **Therefore, the sum of the numbers in each column will be larger than the total number of people tested.**

Reporting lab	Inconclusive	Negative	Positive	Percent positive	Total
MEDEXPRESS URGENT CARE - LINCOLN VILLA		2			2
BIOHEALTH MEDICAL LAB INC			2	100%	2
SERENADES BY SONATA		1	1	50%	2
ACCESS CARE MEDICAL GROUP LLC		2			2
MIDWAY SPECIALTY CARE RX LLC			2	100%	2
DOCTORS MEDICAL CTR OF WALTON COUNTY			2	100%	2
UNIVERISTY OF MEMPHIS ATHLETIC TRAINI		2			2
Kings County Hospital Center			2	100%	2
PHYSICIANS MEDICAL CENTER		2			2
MIDDLEBURG PEDIATRICS			2	100%	2
SOUTH FLORIDA DIALYSIS CENTER			2	100%	2
THE CLUB AT BOYNTON BEACH, LLC			2	100%	2
CHAPPEL GROUP RESEARCH, THE		2			2
SAFE PMC		2			2
CVS PA8979POCT HARRISBURG		2			2
PHYSICIANS LABORATORY SERVICES			2	100%	2
CVS NC5591POCT STATESVILLE		1	1	50%	2
MEDEXPRESS URGENT CARE - SOUTH CHARLESTON		2			2
EASTLAKE MEDICAL CENTER		2			2
MEDEXPRESS URGENT CARE - SPRINGDALE, S 40TH STREET		2			2
AMERICAN HEALTH ASSOC. LABORATORY SOUTH			2	100%	2
CVS MD1881POCT DUNKIRK		2			2
BAYMEADOWS PRIMARY CARE		2			2
SWEETWATER NURSING CENTER		2			2
UNIVERSTIY OF ILLINOIS HOSPITAL			2	100%	2
WAL-MART STORES EAST LP		2			2
TMH PHYSICIAN PARTNERS MONTICELLO		1	1	50%	2
Kroger 571 - The Little Clinic Hendersonville		1	1	50%	2
CORNERSTONE MEDICAL CARE OF BRANDON		2			2
STEWART ST ELIZABETH MEDICAL CENTER			2	100%	2
ENVOY OF FORK UNION, LLC DBA ENVOY AT THE VILLAGE		2			2
UTMB PATHOLOGY CLINICAL SERVICES LABORATORY			2	100%	2
ADVANCED MEDICAL RESEARCH CENTER LLC			2	100%	2
CARE CENTERS OF NASSAU LLC MINER ROAD SOUTH		2			2
Church Creek SNF			2	100%	2
Kroger 758 - The Little Clinic Providence		2			2
MEMORIAL HERMANN CONSOLIDATED LABORATORY SERVICES			2	100%	2
ACCESS MEDICAL GROUP OF FLORIDA CITY			2	100%	2
DASCENA, INC			2	100%	2
TENNESSEE VALLEY HCS			2	100%	2
COASTAL MEDICAL LAB			2	100%	2
FEDERAL CORRECTIONAL INSTITUTION MARIANNA			2	100%	2
Cedar Valley Nursing & Rehab Center		2			2
TWELVE OAKS RECOVERY CENTER			2	100%	2
AZALEA HEALTH AND REHABILITATION		2			2
MEDEXPRESS URGENT CARE-SALINA, S 9TH ST		2			2
ATRIA SAN PABLO			2	100%	2

COVID-19: testing by laboratory

Data through Jan 25, 2021 verified as of Jan 26, 2021 at 09:25 AM

Data in this report are provisional and subject to change.

The numbers in the table below represent the number of Florida and non-Florida residents for whom test results were received by the Department of Health. A person can be tested by more than one laboratory and can have both positive and negative results. **Therefore, the sum of the numbers in each column will be larger than the total number of people tested.**

Reporting lab	Inconclusive	Negative	Positive	Percent positive	Total
INTERNAL MEDICINE ASSOCIATES-DUNELLON			2	100%	2
BNR PHARMACY INC		2			2
Kroger 627 - The Little Clinic Castleberry		1	1	50%	2
PM PEDIATRICS OF BAYSIDE, PLLC - MANHASSET		2			2
MAWD PATHOLOGY GROUP			2	100%	2
FLORIDA KEYS PED & ADOLES CTR			2	100%	2
Alden Des Plaines			2	100%	2
MINUTE CLINIC DIAGNOSTIC OF KANSAS PA		2			2
ILLINOIS DEPT OF PUBLIC HEALTH LABS			2	100%	2
ASCENSION ST MICHAEL'S HOSPITAL LAB		1	1	50%	2
CHEROKEE COUNTY HEALTH AND REHAB CENTER		2			2
STOP URGENT CARE			2	100%	2
BMC/JACSONVILLE		1	1	50%	2
GULF COAST MEDICAL CENTER RESPIRATORY CARE			2	100%	2
POINT OF CARE PRIVATE HEALTH MANAGEMENT			2	100%	2
CVS GA2147POCT KENNESAW		1	1	50%	2
Kroger 096 - The Little Clinic Orchard and Holly		2			2
NORTHWELL HEALTH			2	100%	2
ELMHURST MEMORIAL HOSPITAL			2	100%	2
CVS TN7289POCT SIGNAL MOUNTAIN		2			2
MADISON HOSPITAL LABORATORY			2	100%	2
MEMORIAL HERMANN			2	100%	2
Gracemore Nursing and Rehab		2			2
FL DEPT OF HEALTH MARION COUNTY MOBILE HEALTH UNIT			2	100%	2
NOVA SOUTHEASTERN UNIVERSITY - STUDENT MEDICAL CTR			2	100%	2
MINUTECLINIC DIAG OF IND, LLC #6908		2			2
University Center East			2	100%	2
TMH FSU RAPID LABORATORY		1	1	50%	2
MEDEXPRESS URGENT CARE - LITTLE ROCK		1	1	50%	2
UWMC MONTLAKE DEPT OF LAB MED			2	100%	2
BRENTWOOD AT FORE RANCH			2	100%	2
ST CHARLES BEND LABORATORY		1	1	50%	2
SANIBEL MEDICAL CLINIC			2	100%	2
ADVOCATE SHERMAN HOSPITAL			2	100%	2
PALM MEDICAL CENTER - PLANT CITY		2			2
GRAND VILLA OF LARGO			2	100%	2
NEMOURS CHILDREN'S PRIMARY CARE THE VILLAGES		2			2
MEDICAL CENTER LABORATORY			2	100%	2
MINUTECLINIC DIAGNOSTIC OF PA LLC		2			2
WILSON MEMORIAL HOSPITAL			2	100%	2
STATE OF FLORIDA			2	100%	2
OSF ST JOSEPH MEDICAL CENTER			2	100%	2
KINGS BAY PEDIATRICS LLC			2	100%	2
MINUTECLINIC MINUTECLINIC #921		2			2
Warren Center for Rehabilitation and Nursing		2			2
ALASKA PUBLIC HEALTH LAB		1	1	50%	2
MINUTECLINIC DIAGNOSTIC OF OHIO #2964		2			2

COVID-19: testing by laboratory

Data through Jan 25, 2021 verified as of Jan 26, 2021 at 09:25 AM

Data in this report are provisional and subject to change.

The numbers in the table below represent the number of Florida and non-Florida residents for whom test results were received by the Department of Health. A person can be tested by more than one laboratory and can have both positive and negative results. **Therefore, the sum of the numbers in each column will be larger than the total number of people tested.**

Reporting lab	Inconclusive	Negative	Positive	Percent positive	Total
UNIVERSITY HOSPITAL OF BROOKLYN		2			2
Parkridge Specialty Care		2			2
SKIPPACK MEDICAL LAB			2	100%	2
MARTHA A PRICE MD PA		1	1	50%	2
QUALITY MEDICAL CARE			2	100%	2
JOHNSON CITY MEDICAL CENTER		1	1	50%	2
PANCARE HEALTH - FRANKLIN CO			2	100%	2
CREATIVE HEALTH CENTER			2	100%	2
BEECHTREE MOLECULAR LAB LLC			2	100%	2
NOT GIVEN		1	1	50%	2
Kroger 745 - The Little Clinic Somerset		2			2
MEDEXPRESS URGENT CARE-SELINGSGROVE		2			2
DRR JMC URGENT CARE DONALD ROSS			2	100%	2
ACM MEDICAL LABORATORY ALLIANCE			2	100%	2
LAB CORP OF AMER SAN DIEGO			2	100%	2
CURATIVE		1	1	50%	2
CVS IN7653POCT EVANSVILLE		1	1	50%	2
SPRINGS MEDICAL LAB		1	1	50%	2
CVS OH2342POCT WEST CHESTER		2			2
DEKALB MEDICAL CENTER LABORATORY			2	100%	2
JORDAN VALLEY MEDICAL CENTER			2	100%	2
ST. MARY'S MEDICAL CENTER EVANSVILLE, INC			2	100%	2
MODMD LABORATORY		2			2
ACCESS LABORATORIES LLC			2	100%	2
AFFORDABLE PRIMARY CARE LLC		2			2
CLEAR LAKE REGIONAL MEDICAL CENTER			2	100%	2
Jackson Health Care Facility			2	100%	2
VIRGINIA DEPT OF HEALTH OFFICE OF EPIDEMIOLOGY			2	100%	2
ADVENT HEALTH CENTRAL TEXAS		1	1	50%	2
MIDDLE TENN MENTAL HEALTH INSTITUTE		2			2
SOMA MEDICAL CENTER PA			2	100%	2
COOK HOSPITAL AND CARE CENTER		1	1	50%	2
SIGNATURE CARE LEWISVILLE-EMERGENCY CENTER		1	1	50%	2
DELAWARE DIAGNOSTICS LABS			2	100%	2
BFT LAB			2	100%	2
ACN PHYSICIANS GROUP CORP			2	100%	2
CVS MINUTE CLINIC DIAGNOSTIC MED GRP		2			2
ST VINCENTS AMBULATORY CARE INC DBA			2	100%	2
GRACE HEALTHCARE OF LAKE WALES		1	1	50%	2
Oakwood - North Baldwins Center for Living		2			2
TEXAS REGIONAL ASTHMA & ALLERGY CENTER			2	100%	2
ORLANDO HEALTH PHYSICIAN GROUP			2	100%	2
MATHER HOSPITAL			2	100%	2
ADVENTIST HINSDALE HOSPITAL LABORATORY			2	100%	2
WINDSOR WOODS REHAB & HEALTHCARE CTR		1	1	50%	2
VANAYER HEALTHCARE AND REHAB CENTER		2			2
POMONA VALLEY COMMUNITY HOSPITAL			2	100%	2

COVID-19: testing by laboratory

Data through Jan 25, 2021 verified as of Jan 26, 2021 at 09:25 AM

Data in this report are provisional and subject to change.

The numbers in the table below represent the number of Florida and non-Florida residents for whom test results were received by the Department of Health. A person can be tested by more than one laboratory and can have both positive and negative results. **Therefore, the sum of the numbers in each column will be larger than the total number of people tested.**

Reporting lab	Inconclusive	Negative	Positive	Percent positive	Total
MINUTECLINIC, DIAGNOSTIC OF TEXAS, LLC		2			2
NAVAL BRANCH MEDICAL CLINIC			2	100%	2
CLEARWATER PAIN MANAGEMENT ASSOCIATES			2	100%	2
CVS PA5241POCT CHALFONT		2			2
DALLAS MEDICAL CENTER			2	100%	2
RIVER CITY MEDICAL ASSOCIATES, INC			2	100%	2
BAPTIST HEALTH LEXINGTON			2	100%	2
ANDERSON COUNTY HOSPITAL			2	100%	2
HEALTH & REHAB CTR AT DOLPHINS VIEW, THE			2	100%	2
MINUTE CLINIC INCORPORATE		2			2
WASHINGTON STATE DEPARTMENT OF HEALTH PUBLIC HEALTH LABORATORIES			2	100%	2
ST LUKES HOSPITAL			2	100%	2
ADVANCED URGENT CARE LLC			2	100%	2
AKRON GENERAL MEDICAL CENTER MAIN		2			2
SUNCOAST TECHNICAL COLLEGE SCHOOL OF HEALTH		2			2
UK HEALTHCARE			2	100%	2
MINUTECLINIC DIAG OF IND, LLC #5369		1	1	50%	2
PruittHealth Lakehaven		2			2
MEDEXPRESS URGEN CARE - EAST BRUNSWICK		2			2
UNIVERSITY OF MARYLAND MEDICAL CENTER			2	100%	2
SOUTH DAKOTA DEPARTMENT OF HEALTH		2			2
UT PATH			2	100%	2
MANASOTA PEDIATRICS			2	100%	2
MID-FLORIDA HEMATOLOGY AND ONCOLOGY CENTERS		2			2
UW HOSPITAL AND CLINICS		1	1	50%	2
INTERNAL MEDICINE & PEDIATRICS WELLNESS CENTER			2	100%	2
PALM CITY NURSING AND REHAB CENTER			2	100%	2
CLEVELAND CLINIC IMAGING			2	100%	2
SPECIALTY LABORATORIES			2	100%	2
PUBLIC HEALTH LABORATORY	1		1	50%	2
WELL HEALTH LABS			2	100%	2
EXCEPTIONAL EMERGENCY CENTER - AMARILLO			2	100%	2
Elba Nursing and Rehabilitation Center, LLC		2			2
MEDEXPRESS URGENT CARE - LINCOLN N 26T		2			2
WALGREENS #05477		2			2
ORLANDO ORTHOPAEDIC OUTPATIENT SURGERY CENTER LLC			2	100%	2
FLORIDA DEPARTMENT OF HEALTH IN ALACHUA COUNTY -			2	100%	2
Great Lakes Health Center			2	100%	2
CVS AZ5891POCT GILBERT		1	1	50%	2
LEE MEMORIAL HOSPITAL BLOOD GAS LAB			2	100%	2
THE RIM URGENT CARE			2	100%	2
WEST COAST PEDIATRICS			2	100%	2
ARCPOINT LABS OF ALTAMONTE SPRINGS			2	100%	2
INTEGRATED REGIONAL LABS			2	100%	2
MERCY HOSPITAL			2	100%	2
ONE MEDICAL GROUP		1	1	50%	2
TALLAHASSEE MEMORIAL HEALTHCARE FAMILY MED RESIDENCY			2	100%	2

COVID-19: testing by laboratory

Data through Jan 25, 2021 verified as of Jan 26, 2021 at 09:25 AM

Data in this report are provisional and subject to change.

The numbers in the table below represent the number of Florida and non-Florida residents for whom test results were received by the Department of Health. A person can be tested by more than one laboratory and can have both positive and negative results. **Therefore, the sum of the numbers in each column will be larger than the total number of people tested.**

Reporting lab	Inconclusive	Negative	Positive	Percent positive	Total
CVS TX10140POCT THE WOODLANDS		2			2
RENFREW CENTERS INC		2			2
RIVERSIDE METHODIST HOSPITAL LAB			2	100%	2
REGIONAL MEDICAL CENTER BAYONET POINT			2	100%	2
BENEVA LAKES ASSISTED LIVING CENTER			2	100%	2
POWERS PEDIATRICS			2	100%	2
ASSOCIATES IN UROGYNECOLOGY MD LLC		2			2
LABCORP OF AMERICA HOLDINGS		1	1	50%	2
OURMED		2			2
PALM BAY COMMUNITY OUTPATIENT CLINIC		2			2
DALLAS VA MEDICAL CENTER - VA NORTH TEXAS HEALTH CARE SYSTEM			2	100%	2
STEUBEN COUNTY PUBLIC HEALTH		2			2
BIONIC TECHNOLOGIES CORPORATION			2	100%	2
MEDEXPRESS URGENT CARE-BLOOMFIELD AVEN		2			2
ROCKEFELLER UNIVERSITY CLINICAL GENOMICS LABORATOR		2			2
MIDWAY PRIMARY CARE LLC		2			2
CVS CA9113POCT CHULA VISTA		2			2
SIMMONS			2	100%	2
MINUTECLINIC DIAGNOSTIC MEDICAL		2			2
SENDER RETREAT ADULT DAY CARE CENTERS			2	100%	2
HOUSTON HEALTH DEPARTMENT - BUREAU OF LABORATORY SERVICES			2	100%	2
BLACKWATER RIVER			2	100%	2
MEDEXPRESS URGENT CARE-WILKINS TOWNSHIP, WILLIAM PENN HIGHWAY		2			2
EXPRESSCARE URGENT CARE CENTER			2	100%	2
TULANE MEDICAL CENTER			2	100%	2
MINUTECLINIC DIAGNOSTIC, PA #10252		2			2
LIFETIME FAMILY URGENT CARE			2	100%	2
WISE HEALTH SYSTEM		1	1	50%	2
MEDEXPRESS URGENT CARE NORWIN		2			2
WESTMINSTER SUNCOAST			2	100%	2
Hartwell Health and Rehabilitation		2			2
SOUTH TAMPA AFTER HOURS CLINIC			2	100%	2
GRAND VILLA OF NEW PORT RICHEY			2	100%	2
CVS MINUTE CLINIC DIAGNOSTIC OF TN #3293		2			2
BAPTIST HEALTHCARE - LAKEVIEW CENTER INC		2			2
BAYSHORE MEDICAL CENTER			2	100%	2
MINUTECLINIC DIAGNOSTICS OF IND LLC		1	1	50%	2
PALM BEACH GARDENS MEDICAL CENTER			2	100%	2
ORANGE COUNTY HEALTH DEPARTMENT		1	1	50%	2
BOND COMMUNITY HEALTH CENTER			2	100%	2
DAYTON CHILDRENS HOSPITAL LAB			2	100%	2
CHESTERFIELD HEALTHCARE GROUP, INC		2			2
BROOKDALE ALTAMONTE SPRINGS			2	100%	2
ADVENTHEALTH IMAGING PARTIN SETTLEMENT			2	100%	2
SANFORD REGIONAL HOSPITAL WORTHINGTON		2			2
FLORIDA COMMUNITY HEALTH CENTERS, INC.			2	100%	2
OCALA REGIONAL KIDNEY CENTER-WEST			2	100%	2

COVID-19: testing by laboratory

Data through Jan 25, 2021 verified as of Jan 26, 2021 at 09:25 AM

Data in this report are provisional and subject to change.

The numbers in the table below represent the number of Florida and non-Florida residents for whom test results were received by the Department of Health. A person can be tested by more than one laboratory and can have both positive and negative results. **Therefore, the sum of the numbers in each column will be larger than the total number of people tested.**

Reporting lab	Inconclusive	Negative	Positive	Percent positive	Total
Bedford Care Center of Hattiesburg		2			2
STUART SURGERY CENTER, LLC			2	100%	2
BOSTON MEDICAL CENTER			2	100%	2
LABRADOR PRIMARY CARE CENTER			2	100%	2
CVS OH6149POCT UPPER ARLINGTON		1	1	50%	2
CITY OF NEW YORK DEPARTMENT OF HEALTH			2	100%	2
GRAND VILLA OF MELBOURNE			2	100%	2
PICHARDO CLINIC, THE			2	100%	2
GENETIC ASSAYS INC			2	100%	2
HOLY TRINITY PHARMACY LLC		2			2
ORMOND BEACH URGENT CARE			2	100%	2
MINUTECLINIC DIAGNOSTIC OF SC, LLC #4		2			2
PANCARE HEALTH - SNEADS ELEMENTARY			2	100%	2
PINECREST PEDIATRICS GROUP LLC			2	100%	2
PHOEBE BERKS HEALTH CARE CENTER		2			2
CARE NOW, INC			2	100%	2
METROHEALTH SYSTEM			2	100%	2
RAINY LAKE MEDICAL CENTER			2	100%	2
CROSTOWN PHARMACY		2			2
MINUTECLINIC DIAGNOSTIC OF TN, PC 6304		1	1	50%	2
FASTCARE LLC			2	100%	2
MEDEXPRESS URGENT CARE - OMAHA N 72 ST		2			2
MERCY CONVENIENT CARE			2	100%	2
Lenox on the Lake			2	100%	2
IN AND OUT URGENT CARE			2	100%	2
HENDRY/GLADES COUNTY HEALTH DEPARTMENT		2			2
CITRUS CARE CLINIC			2	100%	2
VALLEY BAPTIST MEDICAL CENTER: BROWNSVILLE			2	100%	2
MINUTECLINIC DIAG OF IND, LLC #6472		2			2
BIOMAT USA			2	100%	2
New Jersey Aim At Smg		2			2
MEDEXPRESS URGENT CARE-MT PLEASANT		1	1	50%	2
LEE MEMORIAL HEALTH SYSTEM D/B/A			2	100%	2
AdventHealth Care Center Orlando North			2	100%	2
MINUTECLINIC DIAGNOSTIC OF TEXAS, LLC #7435		2			2
MONICE DR.			2	100%	2
URGENT CARE AND SURGERY CENTER			2	100%	2
DOCTOR 4 U CLINIC			2	100%	2
MINUTECLINIC, LLC #07852		2			2
Heartland Healthcare Center Boca Raton			2	100%	2
MINUTE-CLINIC DIAGNOSTIC OF VIRGINIA,		2			2
FKC AMELIA ISLAND DIALYSIS			2	100%	2
Delaware Court Healthcare Center		2			2
FLAGLER PROFESSIONAL HEALTH CAE SERVICES INC		2			2
LAKEVIEW HEALTHCARE SYSTEM LLC			2	100%	2
JUPITER INTERNAL MEDICINE AND ASSOCIATES			2	100%	2
BAPTIST HOSPITAL OF MIAMI MCI BROWARD LABORATORY			2	100%	2

COVID-19: testing by laboratory

Data through Jan 25, 2021 verified as of Jan 26, 2021 at 09:25 AM

Data in this report are provisional and subject to change.

The numbers in the table below represent the number of Florida and non-Florida residents for whom test results were received by the Department of Health. A person can be tested by more than one laboratory and can have both positive and negative results. **Therefore, the sum of the numbers in each column will be larger than the total number of people tested.**

Reporting lab	Inconclusive	Negative	Positive	Percent positive	Total
LEGACY ER & URGENT CARE - FRISCO WEST			2	100%	2
MD NOW URGENT CARE MEDICAL CENTERS INC			2	100%	2
MINUTE CLINIC LLC #10203		2			2
MANATEE MEMORIAL HOSPITAL CLINICAL LABORATORY			2	100%	2
VETERANS AFFAIRS MEDICAL CENTER - GREATER LOS ANGELES			2	100%	2
ASCENSION ST VINCENT'S RIVERSIDE			2	100%	2
BAYLOR COLLEGE OF MEDICINE			2	100%	2
PEDIATRICS IN NORTH FLORIDA PA			2	100%	2
JOHNNIE RUTH CLARKE LAB			2	100%	2
ADVANCED URGENT CARE CENTER OF THE UPPER KEYS			2	100%	2
CLINICA HISPANIA			2	100%	2
NAVAL MEDICAL CENTER			2	100%	2
Kroger 619 - The Little Clinic Hendersonville Indian Lake		2			2
WINKLER COURT □		1	1	50%	2
AMERICAN MEDICAL LABORATORIES			2	100%	2
CVS NY549POCT RIDGEWOOD		1	1	50%	2
CVS HEALTH, #1994		1	1	50%	2
LEXINGTON PLACE			2	100%	2
WARE EXPRESS CARE			2	100%	2
MEDEXPRESS URGENT CARE- ALLISON PARK		1	1	50%	2
ORLANDO LUTHERAN TOWERS		1	1	50%	2
WHITESANDS OUTPATIENT TREATMENT		2			2
Lakeside Oaks Care Center			2	100%	2
CVS CA8850POCT HUNTINGTON BEACH		1	1	50%	2
MAYO CLINIC GROUP PRACTICE LABORATORY			2	100%	2
SUMMERFIELD RETIREMENT LIVING, INC			2	100%	2
PRECISION DIAGNOSTIC INC		2			2
COL CROSSROAD		1	1	50%	2
VA OUTPATIENT PHARMACY			2	100%	2
SPECTRA LABS		1	1	50%	2
PEACEHEALTH CENTRAL		2			2
Parkside Villa		2			2
MEDEXPRESS URGENT CARE FOX CHAPEL		2			2
NORTON IMMEDIATE CARE CENTER - PRESTON			2	100%	2
FLORIDA PRIMARY CARE AND SPORTS MEDICINE INC			2	100%	2
TMH EC NORTHEAST LABORATORY			2	100%	2
ASHLEY PEDIATRICS			2	100%	2
PENSACOLA MEDICAL CLINIC LLC			2	100%	2
STUDENT HEALTH SERVICES			2	100%	2
LOCH HAVEN PEDIATRICS			2	100%	2
MEMORIAL SLOAN KETTERING CANCER CENTER		1	1	50%	2
MINUTE CLINIC DIAGNOSTIC OF VIRGINIA, LLC #1905		2			2
INTEGRITY CLINICAL RESEARCH CENTER INC		1	1	50%	2
CVS HEALTH, #2043		2			2
BIRMINGHAM INTERNAL MEDICINE ASSOCIATE		1	1	50%	2
BAYCARE LABORATORIES			2	100%	2
SCRIPPS CLINIC MEDICAL			2	100%	2

COVID-19: testing by laboratory

Data through Jan 25, 2021 verified as of Jan 26, 2021 at 09:25 AM

Data in this report are provisional and subject to change.

The numbers in the table below represent the number of Florida and non-Florida residents for whom test results were received by the Department of Health. A person can be tested by more than one laboratory and can have both positive and negative results. **Therefore, the sum of the numbers in each column will be larger than the total number of people tested.**

Reporting lab	Inconclusive	Negative	Positive	Percent positive	Total
Fort Gaines Health and Rehab		2			2
POINTE AT NEW PORT PLACE,THE		2			2
CVS GA2236POCT WOODSTOCK		2			2
ADVENTHEALTH MEDICAL GROUP INTERNAL MEDICINE AT			2	100%	2
MEDEXPRESS URGENT CARE - CEDAR KNOLLS		2			2
BAPTIST HOSPITAL EMPLOYEE HEALTH OFF			2	100%	2
CROSSROADS			2	100%	2
SYNEOS HEALTH			2	100%	2
ADVANTA ANALYTICAL LABORATORIES			2	100%	2
SPRING HILL REGIONAL HOSPITAL			2	100%	2
PTC LABORATORIES			2	100%	2
John Knox Manor Inc II		1	1	50%	2
MINUTECLINIC DIAGNOSTIC PA #3344		2			2
JRS LABORATORY			2	100%	2
BELLIN HOSPITAL			2	100%	2
CPL LABS			2	100%	2
ANYLABTEST NOW			2	100%	2
A+ URGENT/PRIMARY CARE			2	100%	2
APC PEDIATRICS			2	100%	2
CSS- TWELVE OAKS			2	100%	2
Iowa Veterans Home		2			2
CVS OH3080POCT HUBER HEIGHTS		2			2
Greystone Nursing and Rehab, LLC			2	100%	2
CARENOW-LEBANON		1	1	50%	2
CENTRAL FLORIDA FAMILY HEALTH CENTER		2			2
MINUTECLINIC DIAGNOSTIC OF NORTH CARO		2			2
Macon Valley Nursing and Rehabilitation Center		2			2
INDUSTRY LAB DIAGNOSTIC PARTNERS			2	100%	2
FAMILY HEALTH CENTER AT PORT ST JOHN			2	100%	2
ADVENTHEALTH MEDICAL GROUP FAMILY MEDICINE AT RDV		2			2
CVS IL8747POCT CHICAGO		2			2
COVANCE			2	100%	2
BAYCARE OUTREACH LAB			2	100%	2
HALIFAX HEALTH CARE FOR WOMEN		2			2
VILLA HEALTH NH LLC			2	100%	2
HEARTLAND HOME HEALTH CARE		2			2
MINUTECLINIC DIAG OF IND, LLC #6553		2			2
UNIVERSITY HOSPITALS OF CLEVELAND			2	100%	2
MCLAREN REGIONAL MEDICAL CENTER			2	100%	2
MURFREESBORO MEDICAL CLINIC		2			2
OELWEIN HEALTH CARE CENTER		2			2
CARTER BLOOD CARE			2	100%	2
FALCON HEALTH CENTER			2	100%	2
Medilodge of Montrose		2			2
TRINITAS REGIONAL MEDICAL CENTER		1	1	50%	2
STUYVESANT URGENT CARE		2			2
BD MEDICAL SYSTEMS			2	100%	2

COVID-19: testing by laboratory

Data through Jan 25, 2021 verified as of Jan 26, 2021 at 09:25 AM

Data in this report are provisional and subject to change.

The numbers in the table below represent the number of Florida and non-Florida residents for whom test results were received by the Department of Health. A person can be tested by more than one laboratory and can have both positive and negative results. **Therefore, the sum of the numbers in each column will be larger than the total number of people tested.**

Reporting lab	Inconclusive	Negative	Positive	Percent positive	Total
BAY CORRECTIONAL AND REHABILITATION FACILITY			2	100%	2
MAJESTIC GUARDIANS			2	100%	2
MINUTECLINIC DIAG OF IND, LLC #6697		2			2
CENTRAL FLORIDA PRIMARY CARE			2	100%	2
AMI ST FRANCIS HOSPITAL LABORATORY		1	1	50%	2
MED EXPRESS URGENT CARE PC - MARYLAND		2			2
CVS M05655POCT LIBERTY			2	100%	2
EXPEDIAN URGENT CARE			2	100%	2
SARASOTA IMMEDIATE CARE			2	100%	2
KAILOS GENETICS INC			2	100%	2
EMORY UNIVERSITY HOSPITAL			2	100%	2
PHYSICIANS CARE INC		1	1	50%	2
HEARTLAND - CHARLESTON OF HANAHAN SC,		2			2
REELFOOT FAMILY WALK IN CLINIC - TIPT		2			2
Kroger 853 - The Little Clinic East Broad Street		2			2
MORRISTOWN MEMORIAL HOSPITAL		2			2
NEBRASKA MEDICAL CENTER			2	100%	2
WISCONSIN STATE LABORATORY OF HYGIENE		1	1	50%	2
JUST BELIEVE RECOVERY CENTER			2	100%	2
ALL AMERICAN URGENT CARE			2	100%	2
DUKE HEALTH REGIONAL HOSPITAL			2	100%	2
EXPRESS CARE OF THE SHOALS		1	1	50%	2
STARR COUNTY MEMORIAL HOSPITAL			2	100%	2
MEMORIAL HOSPITAL OF CARBONDALE			2	100%	2
SARASOTA MEMORIAL MEDICAL URGENT CARE CENTER			2	100%	2
STARR CITY OF ROMA COMMUNITY CENTER			2	100%	2
THOMASVILLE REGIONAL MEDICAL CENTER		2			2
CAREWELL JW - WORCESTER LNC			2	100%	2
GIGI WOOD DAVIS DO-FAMILY MEDICINE		2			2
MINUTECLINIC MINUTECLINIC #4978		1	1	50%	2
SOUTH FLORIDA PEDIATRIC PARTNERS			2	100%	2
NORTHEAST PEDIATRICS			2	100%	2
HAWAII DEPARTMENT OF HEALTH			2	100%	2
NEW GEN LABS			2	100%	2
BROOKS -TLC HOSPITAL SYSTEM			2	100%	2
SUPERIOR RESIDENCES OF CLERMONT		2			2
PM PEDIATRICS OF BAYSIDE PLLC - HOPEWELL JUNCTION		2			2
WEAKLEY COUNTY REHAB AND NURSING CENTER		2			2
PALOS COMMUNITY HOSPITAL LABORATORY			2	100%	2
CHARLOTTE COUNTY HEALTH DEPARTMENT			2	100%	2
SOFTCELL L-FORM LABORATORIES, LLC			2	100%	2
RAPID URGENT CARE - ALBANY			2	100%	2
AGILE URGENT CARE			2	100%	2
BERGEN NEW BRIDGE M		2			2
MERCY HEALTH LAB		1	1	50%	2
LAWRENCE GENERAL HOSPITAL			2	100%	2
MINUTECLINIC DIAG OF IND LLC #1367		2			2

COVID-19: testing by laboratory

Data through Jan 25, 2021 verified as of Jan 26, 2021 at 09:25 AM

Data in this report are provisional and subject to change.

The numbers in the table below represent the number of Florida and non-Florida residents for whom test results were received by the Department of Health. A person can be tested by more than one laboratory and can have both positive and negative results. **Therefore, the sum of the numbers in each column will be larger than the total number of people tested.**

Reporting lab	Inconclusive	Negative	Positive	Percent positive	Total
MEDEXPRESS - WILMINGTON CONCORD PIKE		2			2
CVS M08555POCT KANSAS CITY		2			2
SUNCOAST BLOOD BANK			2	100%	2
UC CORAL GABLES			2	100%	2
Van Wert Manor		2			2
LIFT HEALTH		2			2
PRECISION CLINICAL RESEARCH			2	100%	2
CATHOLIC HEALTH LABORATORY SERVICES		2			2
LILY PHARMACY		2			2
STATCARE URGENT AND WALK-IN			2	100%	2
FLORIDA DEPARTMENT OF HEALTH IN ESCAMBIA COUNTY		1	1	50%	2
GERM BUSTERS 911 LLC			2	100%	2
TGH Brandon Healthplex Laboratory			2	100%	2
MINUTECLINIC DIAGNOSTIC OF OHIO #6192		2			2
CVS PA813POCT RICHBORO		2			2
POPLAR HEALTHCARE			2	100%	2
MEDEXPRESS URGENT CARE - WEST ST PAUL, ROBERT ST S		2			2
Robert Cranfield			2	100%	2
HANOVER ENDOSCOPY CENTER		2			2
Manorcare Health Services West Reading North		2			2
VA PRIMARY CARE ANNEX			2	100%	2
SUNBRIDGE CARE & REHAB FOR DECATUR		2			2
METHODIST MANSFIELD MEDICAL CENTER			2	100%	2
STANFORD HEALTH CARE ANATOMIC PATHOLOGY & CLINICAL LAB			2	100%	2
ALVERNO CLINICAL LABORATORIES			2	100%	2
FLORIDA PRIMARY CARE CENTER PA		2			2
ARLINGTON DIALYSIS CENTER LLC		2			2
GOUVERNEUR HOSPITAL LABORATORY		2			2
BROOKDALE LAKE MARY			2	100%	2
SANTA ROSA COUNTY HEALTH DEPARTMENT			2	100%	2
URGENT CARE OF NEW YORK		2			2
MIDLAND MEMORIAL HOSPITAL			2	100%	2
GRAND VILLA OF SARASOTA		1	1	50%	2
SARASOTA MEDICAL CENTER			2	100%	2
INA		1	1	50%	2
MOBILE COUNTY HEALTH DEPARTMENT		1	1	50%	2
NORTH DAKOTA VETERANS HOME		2			2
Lake Charles Healthcare LLC dba Landmark Lake Charles			2	100%	2
UNIVERSITY OF MISSOURI HEALTH CARE			2	100%	2
CITRUS PARK			2	100%	2
MEDI STATION			2	100%	2
JULIE STAATS DO		2			2
OUR LADY OF THE LAKE REGIONAL MEDICAL CENTER			2	100%	2
FAMILY FIRST PEDIATRICS			2	100%	2
MD NOW URGENT CARE CENTER INC.			2	100%	2
FIRST PREVENTION AND DIALYSIS CENTER LLC			2	100%	2
HEALTH EXPRESS URGENT CARE			2	100%	2

COVID-19: testing by laboratory

Data through Jan 25, 2021 verified as of Jan 26, 2021 at 09:25 AM

Data in this report are provisional and subject to change.

The numbers in the table below represent the number of Florida and non-Florida residents for whom test results were received by the Department of Health. A person can be tested by more than one laboratory and can have both positive and negative results. **Therefore, the sum of the numbers in each column will be larger than the total number of people tested.**

Reporting lab	Inconclusive	Negative	Positive	Percent positive	Total
AIRPORT CLINIC			2	100%	2
MEDSTAR HARBOR HOSPITAL			2	100%	2
FLORIDA CLINICAL LABORATORY INC			2	100%	2
NEBRASKA DEPARTMENT OF HEALTH AND HUMAN SERVICES			2	100%	2
WALGREENS #13605		2			2
TENNESSEE DEPARTMENT OF HEALTH (TDH) - REGIONAL LABORATORY			2	100%	2
PIEDMONT HOSPITAL LAB			2	100%	2
CVS IN6654POCT INDIANAPOLIS		2			2
SUNNYSIDE MANOR		2			2
Kennedy University Hospital -Wash Twp L		2			2
NEIGHBORCARE PHARMACY SERVICES		2			2
CROSSROADS URGENT CARE DBA URGENT TEA		2			2
NATIONWIDE LABORATORY SERVICES		1	1	50%	2
SINAI PLAZA NURSING AND REHAB CENTER			2	100%	2
BRITO MEDICAL CENTER			2	100%	2
HIGHLANDS COUNTY FIRE RESCUE		2			2
MAGNOLIA ADULT, LLC			2	100%	2
Kroger 739 - The Little Clinic La Grange Road		2			2
MINUTECLINIC 7196		2			2
ALL PEDIATRIC CARE PA			2	100%	2
Iron County Medical Care Facility		2			2
SOUTH MIAMI HOSPITAL			2	100%	2
BENTON PEDIATRICS		2			2
GULF COAST REGIONAL MEDICAL CARE		2			2
CVS TX1104POCT ALLEN		2			2
HOME ACCESS HEALTH			2	100%	2
BERGEN COUNTY SURGICAL AND ENDOSCOPY CENTER		2			2
EDGEWATER RETIREMENT MANOR			2	100%	2
ARTHREX MEDICAL CENTER EAST			2	100%	2
PLASMA MED RESEARCH DBA		2			2
TRICORE REFERENCE LABORATORY		1	1	50%	2
ACKERMAN CANCER CENTER		2			2
MARQUESA MEDICAL		2			2
MARCO ISLAND HOSPITAL INC D/B/A		1	1	50%	2
DMC UNIVERSITY LABORATORIES		1	1	50%	2
CEDARS-SINAI MEDICAL CENTER			2	100%	2
MEDEXPRESS URGENT CARE, HERMITAGE		1	1	50%	2
ROPER HOSPITAL			2	100%	2
YOUTH AND YOU, INC		2			2
LEESBURG REGIONAL MEDICAL CENTER URGENT CARE			2	100%	2
CRUC CMCH-COVID-19		2			2
BRIGHAM AND WOMEN'S HOSPITAL			2	100%	2
OAKBRIDGE TERRACE AT SAE			2	100%	2
FLORIDA MEDICAL CLINIC RADIOLOGY DALE MABRY		2			2
MINUTE CLINIC DIAGNOSTIC MED GRP		2			2
GINKGO-IXLAYER		2			2
MINUTECLINIC #2797		2			2

COVID-19: testing by laboratory

Data through Jan 25, 2021 verified as of Jan 26, 2021 at 09:25 AM

Data in this report are provisional and subject to change.

The numbers in the table below represent the number of Florida and non-Florida residents for whom test results were received by the Department of Health. A person can be tested by more than one laboratory and can have both positive and negative results. **Therefore, the sum of the numbers in each column will be larger than the total number of people tested.**

Reporting lab	Inconclusive	Negative	Positive	Percent positive	Total
U OF MIAMI MILLER SCHOOL OF MEDICINE			2	100%	2
Walgreens #10207		2			2
NEMOURS CHILDREN'S URGENT			2	100%	2
UT AUSTIN UNIVERSITY HEALTH SERVICES			2	100%	2
ADVENTHEALTH EAST ORLANDO EMPLOYEE CLINIC		2			2
ST. JOSEPH REGIONAL MEDICAL CENTER			2	100%	2
PALM BEACH DIABETES & ENDOCRINE SPECIALISTS PA			2	100%	2
HARBORCHASE OF GAINESVILLE			2	100%	2
NEMOURS CHILDREN'S URGENT CARE			2	100%	2
NEW YORK PSYCHIATRIC INSTITUTE		2			2
GEISINGER MEDICAL CENTER		2			2
MEDLOGIC, LLC		2			2
NEW YORK STATE DEPARTMENT OF HEALTH		1	1	50%	2
SOUTHSIDE FAMILY MEDICAL		2			2
NEMOURS CHILDRENS PRIMARY CARE			2	100%	2
JOHN D. ARCHBOLD MEM. HOSPITAL			2	100%	2
MEDEXPRESS URGENT CARE, LANCASTER WEST		1	1	50%	2
CONWAY MEDICAL CENTER			2	100%	2
CVS MINUTE CLINIC DIAGNOSTIC OF KANSAS, PA		2			2
MEDEXPRESS URGENT CARE - WEXFORD		2			2
ASPIRUS RIVERVIEW HOSPITAL & CLINICS INC		1	1	50%	2
SOUTHEAST GEORGIA HEALTH SYSTEM			2	100%	2
RIVERVIEW MEDICAL CLINIC		2			2
EASTERN FLORIDA STATE COLLEGE - PALM BAY CAMPUS			2	100%	2
SOUTH LAKE FAMILY HEALTH CENTER			2	100%	2
MEDEXPRESS URGENT CARE-CLOQUET		2			2
EMERALD TRACE		2			2
WALKONCLINIC			2	100%	2
GALEN BAYLOR EXTENSION		2			2
CVS NJ862POCT MARLBORO		2			2
CALIFORNIA DIVISION OF COMMUNICABLE DISEASE CONTROL			2	100%	2
CVS PA7132POCT THORNDALE		2			2
LACORP		1	1	50%	2
MINUTECLINIC DIAG OF IND LLC #1138		1	1	50%	2
Timber Ridge Health Care Center			2	100%	2
HCR MANOR CARE SERVICES OF FLORIDA III INC		2			2
STPET		1	1	50%	2
BAYLOR SCOTT & WHITE COMPREHENSIVE WOUND			2	100%	2
WHOLE CHILD PEDIATRICS			2	100%	2
ATHENA CARE RESOURCES LLC		2			2
FLORIDA SCHOOL FOR THE DEAF & BLIND			2	100%	2
UNITED MEMORIAL MEDICAL CENTER			2	100%	2
FLORIDA MEDICAL CENTER OF CLEARWATER		2			2
AUSTIN REGIONAL CLINIC MICROBIOLOGY LAB			2	100%	2
NORTH MCALLEN PEDIATRIC CENTER			2	100%	2
FLORIDA MEDICAL CLINIC CARDIOLOGY-ZH			2	100%	2
IN & OUT URGENT CARE METAIRIE			2	100%	2

COVID-19: testing by laboratory

Data through Jan 25, 2021 verified as of Jan 26, 2021 at 09:25 AM

Data in this report are provisional and subject to change.

The numbers in the table below represent the number of Florida and non-Florida residents for whom test results were received by the Department of Health. A person can be tested by more than one laboratory and can have both positive and negative results. **Therefore, the sum of the numbers in each column will be larger than the total number of people tested.**

Reporting lab	Inconclusive	Negative	Positive	Percent positive	Total
MINUTECLINIC DIAGNOSTIC PA #7110		2			2
AHC of Mckenzie		2			2
FLORIDA DEPARTMENT OF HEALTH IN LEE COUNTY		1	1	50%	2
MINUTECLINIC #8760		2			2
SACRED HEART HOSPITAL ON THE EMERALD			2	100%	2
Good Samaritan Society-Blackduck		1	1	50%	2
SOMA MEDICAL CENTER PA #4			2	100%	2
MARTIN MEDICAL CENTER INC		1	1	50%	2
LIFESPRING COMMUNITY HEALTH		2			2
MINUTE CLINIC LLC #4017		2			2
MEDEXPRESS - WILMINGTON KIRKWOOD HIGHWAY		2			2
CVS NJ837POCT MARLTON		2			2
MEDEXPRESS URGENT CARE - SOMERSET TOWNSHIP		2			2
CERTIVIA LABORATORIES			2	100%	2
CARE NOW DENTON			2	100%	2
HEALTH FIRST MEDICAL GROUP			2	100%	2
RIGHT AT HOME			2	100%	2
FLORIDA DEPARTMENT OF HEALTH (FDOH)			2	100%	2
Alden Terrace of McHenry			2	100%	2
DEPARTMENT OF HEALTH AND HUMAN SERVICES DIVISION OF BEHAVIORAL HEALTH		1	1	50%	2
PINARD HOME HEALTH SERVICES INC			2	100%	2
COOPER CLINIC			2	100%	2
QUEST DIAGNOSTICS CLINICAL LABORATORIES INC		2			2
PREMIER MEDICAL LABORATORY			2	100%	2
AFC PHYSICIANS OF FLORIDA, PA			2	100%	2
SV DIAGNOSTIC LAB			2	100%	2
ADVANCED MEDICAL CARE			2	100%	2
CONEMAUGH MEMORIAL MEDICAL CENTER		2			2
CVS IL7017POCT BLOOMINGTON		2			2
TAMPA INTERNATIONAL AIRPORT			2	100%	2
PEPIN ACADEMIES-PASCO		2			2
US LABS		2			2
FLORIDA MEDICAL CLINIC -INTERNAL MED DADE CITY			2	100%	2
BOONES CREEK URGENT CARE		1	1	50%	2
MEDEXPRESS URGENT CARE - SPRINGFIELD, COOLEY ST		2			2
MEDEXPRESS URGENT CARE - JEANNETTE		2			2
SYLVAN NURSING			2	100%	2
MINUTE CLINIC LLC # 2033		1	1	50%	2
BRANDYWYNE HEALTH CARE CENTER			2	100%	2
ACCESS RECOVERY SOLUTIONS LLC			2	100%	2
WOMENS CARE FLORIDA LLC-LABORATORY		2			2
VOLUNTEERS OF AMERICA OF FLORIDA			2	100%	2
ADVENTHEALTH MEDICAL GROUP PEDIATRICS		1	1	50%	2
NDX-CORE LAB			2	100%	2
87TH MEDICAL GROUP - MCGUIRE AMBULATORY CARE FACILITY		2			2
Avanti Wellness and Rehab			2	100%	2
PM PEDIATRICS OF SELDEN, PLLC		2			2

COVID-19: testing by laboratory

Data through Jan 25, 2021 verified as of Jan 26, 2021 at 09:25 AM

Data in this report are provisional and subject to change.

The numbers in the table below represent the number of Florida and non-Florida residents for whom test results were received by the Department of Health. A person can be tested by more than one laboratory and can have both positive and negative results. **Therefore, the sum of the numbers in each column will be larger than the total number of people tested.**

Reporting lab	Inconclusive	Negative	Positive	Percent positive	Total
Luther Acres Manor		2			2
CARENOW LENEXA			2	100%	2
SHELL POINT HOME HEALTH			2	100%	2
Metro West Nursing and Rehab			2	100%	2
CVS NY491POCT JACKSON HEIGHTS		2			2
EXPRESS TEST			2	100%	2
MEASE COUNTRYSIDE HOSPITAL CARDIAC REH			2	100%	2
BLUEWATER TOXICOLOGY			2	100%	2
WINCHESTER MEDICAL CENTER			2	100%	2
ROCKWALL URGENT CARE			2	100%	2
CVS MO10151POCT SPRINGFIELD		1	1	50%	2
HARRINGTON PARK HEALTH AND REHAB		2			2
Holiday Retirement Home			2	100%	2
LEGACY LABORATORY SERVICES			2	100%	2
MISSION HOSPITAL REGIONAL MEDICAL CENTER			2	100%	2
MEMORIAL HOSPITAL OF SOUTH BEND			2	100%	2
LOWELL GENERAL HOSPITAL			2	100%	2
MINUTECLINIC, LLC, DBA MINUTECLINIC #4		2			2
Kroger 125 - The Little Clinic Castle Rock		2			2
SOUTHERN TENNESSEE MEDICAL CENTER			2	100%	2
PARKLAND HEALTH & HOSPITAL			2	100%	2
MINUTECLINIC DIAG OF IND, LLC #8645		2			2
CVS MINUTE CLINIC DIAG OF IND, LLC #6549		2			2
SOUTHEASTERN INSTITUTE OF RESTORATIVE MEDICINE		1	1	50%	2
MEDEXPRESS URGENT CARE - BRIDGEVILLE		2			2
CARE 365			2	100%	2
Workmens Circle Multicare Center		2			2
ADVICE FOR OPTIMAL WELLNESS			2	100%	2
CVS TX8387POCT AUSTIN		2			2
INSPIRE HEALTHCARE CENTER			2	100%	2
ATLAS GENOMICS			2	100%	2
ORLANDO FAMILY PHYSICIANS INC			2	100%	2
IMMERSION RESIDENTIAL LLC			2	100%	2
HUMILITY OF MARY HEALTH PARTNERS			2	100%	2
DOCTOR'S IN-HOUSE LAB/COMMUNITY HEALTH CENTERS OF PINELLAS - JOHNNIE R			2	100%	2
MINUTECLINIC DIAG OF IND, LLC #6648		1	1	50%	2
HEALTHCARE FOR THE HOMELESS			1	100%	1
GSM OCED Subsection			1	100%	1
KEY WEST BRANCH MEDICAL CLINIC			1	100%	1
Village Crest Center for Health & Rehabilitation		1			1
MIAMI CHILDRENS HOSPITAL MIDTOWN OUTPATIENT CENTER			1	100%	1
Oakland Nursing and Rehabilitation Center		1			1
LAKE VIEW COURT		1			1
CSL PLASMA LAB			1	100%	1
Raleigh Center (WV)			1	100%	1
SILVER SPRINGS SHORES DIALYSIS			1	100%	1
TITUSVILLE CENTER FOR SURGICAL EXCELLENCE LLC		1			1

COVID-19: testing by laboratory

Data through Jan 25, 2021 verified as of Jan 26, 2021 at 09:25 AM

Data in this report are provisional and subject to change.

The numbers in the table below represent the number of Florida and non-Florida residents for whom test results were received by the Department of Health. A person can be tested by more than one laboratory and can have both positive and negative results. **Therefore, the sum of the numbers in each column will be larger than the total number of people tested.**

Reporting lab	Inconclusive	Negative	Positive	Percent positive	Total
Villa Maria			1	100%	1
HUNTSVILLE HOSPITAL			1	100%	1
INFECTION CONTROL DEPT			1	100%	1
US LABORATORIES			1	100%	1
BRISTOL REGINAL MEDICAL CENTER			1	100%	1
CONNECTICUT PEDIATRICS @ CHC		1			1
HEALTH GUAGE			1	100%	1
MINUTE CLINIC LLC #1909		1			1
BIOMERIEUX			1	100%	1
CLEMENT MANOR HEALTH CENTER		1			1
BLACK STALLION WALK IN AND EXERCISE CLINICS LLC		1			1
Good Samaritan Society-Atkinson		1			1
MEDCOR CORPORATE CLINIC			1	100%	1
HUMC		1			1
CARDIAC AND VASCULAR CONSULTANTS MD PA		1			1
Buena Vista Care Center		1			1
VANDERBILT UNIVERSITY MEDICAL CENTER			1	100%	1
HCR ManorCare Greentree		1			1
BLOSSOMS ASSISTED LIVING 1 LLC			1	100%	1
CHRISTUS SPOHN HOSPITAL			1	100%	1
AURORA MEDICAL CENTER-KENOSHA			1	100%	1
MINUTECLINIC DIAGNOSTIC OF OHIO #6139		1			1
SHANNON MEDICAL CENTER			1	100%	1
HALIFAX FAMILY HEALTH CENTER			1	100%	1
BAPTIST HEALTH MEDICAL PLAZA			1	100%	1
DSI LABORATORIES-NAPLES-7TH			1	100%	1
SUNY AT STONY BROOK			1	100%	1
WALGREENS #01398			1	100%	1
USCG AIR STATION CLEARWATER CLINIC			1	100%	1
GRAND VIEW HOSPITAL			1	100%	1
MAINE HEALTH AND ENVIRONMENTAL TESTING LABORATORY			1	100%	1
BAYFRONT CARDIOVASCULAR ASSOCIATES			1	100%	1
MED BAR LLC		1			1
WALGREENS # 12338		1			1
BAPTIST HOSPITAL EAST			1	100%	1
VA COMMUNITY BASED CLINIC - LAKE CITY			1	100%	1
PATHOLOGY		1			1
CVS NC6402POCT DAVIDSON		1			1
INDIAN RIVER CLINICAL LABORATORY, INC.		1			1
WASHINGTONVILLE PHARMACY INC		1			1
CORPORATION OF AMERICA		1			1
MAYO CLINIC BEACHES PRIMARY CARE CTR		1			1
UF HEALTH - WILDLIGHT			1	100%	1
Kroger - KRO01100688			1	100%	1
NORTH COUNTRY FAMILY HEALTH CENTER INC		1			1
AVERA ST. MARY'S HOSPITAL			1	100%	1
CITRUS DERMATOLOGY			1	100%	1

COVID-19: testing by laboratory

Data through Jan 25, 2021 verified as of Jan 26, 2021 at 09:25 AM

Data in this report are provisional and subject to change.

The numbers in the table below represent the number of Florida and non-Florida residents for whom test results were received by the Department of Health. A person can be tested by more than one laboratory and can have both positive and negative results. **Therefore, the sum of the numbers in each column will be larger than the total number of people tested.**

Reporting lab	Inconclusive	Negative	Positive	Percent positive	Total
PRIMARY CARE & PEDIATRICS - SHEPHERSTOWN		1			1
CFHC - FROSTPROOF			1	100%	1
OMNICARE PHARMACY OF TEXAS 1, LP		1			1
COLONIAL MEDICAL CENTER-EAST ORLANDO			1	100%	1
EASTSIDE URGENT CARE			1	100%	1
Valley Center (WV)			1	100%	1
CVS PA1296POCT DREXEL HILL		1			1
Masonic Medical Research Institute			1	100%	1
MCH PHYSICIANS GROUP			1	100%	1
TALLAHASSEE DIALYSIS		1			1
Oakview Manor Health and Rehab		1			1
MYCLINIC, INC			1	100%	1
Monument Health Custer Care Center		1			1
IDAHO HEALTH DEPARTMENT			1	100%	1
EH FARGO HOSPITAL LABORATORY			1	100%	1
EXAC CARE CROSSVILLE		1			1
ANDREWS			1	100%	1
CLINTON DRUG STORE		1			1
Oak Hill Health & Rehabilitation Center			1	100%	1
MINUTECLINIC DIAGNOSTIC OF VIRGINIA, LLC #1416		1			1
HANCOCK REGIONAL HOSPITAL		1			1
PSL JAX BEACH OPERATIONS LLC			1	100%	1
RIVERTON CBOC			1	100%	1
BAYSHORE POINTE NURSING AND REHAB CENTER			1	100%	1
FLORIDA KEYS PED AND ADOLES CTR			1	100%	1
LOURDES URGENT CARE			1	100%	1
SOUTHERN HILLS MEDICAL CENTER			1	100%	1
CVS SC5479POCT INDIAN LAND		1			1
GADSDEN COUNTY HEALTH DEPARTMENT			1	100%	1
POINTE MEDICAL SERVICES INC			1	100%	1
LEGACY ER AND URGENT CARE			1	100%	1
NEMOURS CHILDREN'S PRIMARY CARE			1	100%	1
BHA TITUSVILLE CLINIC			1	100%	1
PROVIDENCE HOSPITAL			1	100%	1
CVS IL8751POCT CHICAGO		1			1
Riverside Nursing & Rehabilitation Center		1			1
ADVANCE GASTROENTEROLOGY			1	100%	1
LAB. CORP. OF AMERICA			1	100%	1
Walgreens #5421		1			1
CARENOW LAKE WORTH			1	100%	1
NEMOURS CHILDRENS URGENT CARE			1	100%	1
BROOKSVILLE REGIONAL HOSPITAL			1	100%	1
PARKWAY REGIONAL MEDICAL CENTER LAB			1	100%	1
TALLAHASSEE MEMORIAL HEALTHCARE			1	100%	1
VELOCITY URGENT CARE			1	100%	1
CLINICAL LABORATORY DEPARTMENT			1	100%	1
CVS IN5696POCT FORT WAYNE		1			1

COVID-19: testing by laboratory

Data through Jan 25, 2021 verified as of Jan 26, 2021 at 09:25 AM

Data in this report are provisional and subject to change.

The numbers in the table below represent the number of Florida and non-Florida residents for whom test results were received by the Department of Health. A person can be tested by more than one laboratory and can have both positive and negative results. **Therefore, the sum of the numbers in each column will be larger than the total number of people tested.**

Reporting lab	Inconclusive	Negative	Positive	Percent positive	Total
MINUTECLINIC DIAGNOSTIC, PA		1			1
THE CLINIC ON SIXTH			1	100%	1
CLINICAL MICROBIOLOGY LAB FAIRVIEW UNIVERSITY HOSPITAL			1	100%	1
STATE OF CALIFORNIA DOH SERVICES			1	100%	1
HOLYOKE MEDICAL CENTER			1	100%	1
Accordius Health at Gastonia			1	100%	1
HAMILTON CI MAIN UNIT ANNEX/ WORK CAMP			1	100%	1
PM PEDIATRICS PC			1	100%	1
ADVANCE CARDIOVASCULAR IMAGING, INC			1	100%	1
PRIMACARE MEDICAL LAKEWOOD			1	100%	1
INNOVATIVE HEALTH DIAGNOSTIC OF CALIFORNIA			1	100%	1
APPLECARE VALDOSTA			1	100%	1
YOUR KIDS URGENT CARE			1	100%	1
Birmingham Nursing & Rehab Center		1			1
Cerenity Senior Care-White Bear Lake		1			1
LOPEZ		1			1
ROSE MEDICAL CENTER LAB			1	100%	1
HERNANDO CHILDREN'S			1	100%	1
MINUTECLINIC, LLC #4507		1			1
HEARTLAND OF ZEPHYRHILLS FL, LLC			1	100%	1
HATLEY HEALTH CARE, INC		1			1
URGENT CARE OF FORT LAUDERDALE INC			1	100%	1
SHANDS JACKSONVILLE CLINICAL CENTER			1	100%	1
CVS TX7827POCT ROUND ROCK		1			1
Bolingreen Health and Rehabilitation		1			1
MEDEXPRESS URGENT CARE - LEOMINSTER		1			1
LABORATORY COPORATION OF AMERICA			1	100%	1
MRMC LAB MICRO			1	100%	1
Kroger 717 - The Little Clinic Dolphin Drive			1	100%	1
DORAL KIDNEY CENTER			1	100%	1
OMNI HEALTHCARE INC			1	100%	1
CLIFTON-FINE HOSPITAL LABORATORY		1			1
Douglas County Health Center		1			1
Jacaranda Manor			1	100%	1
CHIPOLA QUICK CARE			1	100%	1
Kroger 647 - The Little Clinic Newnan Crossings			1	100%	1
PASCO COUNTY HEALTH DEPARTMENT			1	100%	1
MINUTECLINIC DIAGNOSTIC MED GRP OF ORA			1	100%	1
DAVENPORT PEDIATRICS CLERMONT PA		1			1
CTMD MEDICAL CENTER, PA			1	100%	1
MINUTECLINIC DIAGNOSTIC OF KENTUCKY		1			1
INTERMOUNTAIN MEDICAL CENTER			1	100%	1
FAMILY MEDICINE AT CELEBRATION		1			1
ANY LAB TEST FAST CORP			1	100%	1
NULEASE MEDICAL SOLUTIONS			1	100%	1
FLORIDA MEDICAL CENTER			1	100%	1
CVS PA371POCT PHILADELPHIA		1			1

COVID-19: testing by laboratory

Data through Jan 25, 2021 verified as of Jan 26, 2021 at 09:25 AM

Data in this report are provisional and subject to change.

The numbers in the table below represent the number of Florida and non-Florida residents for whom test results were received by the Department of Health. A person can be tested by more than one laboratory and can have both positive and negative results. **Therefore, the sum of the numbers in each column will be larger than the total number of people tested.**

Reporting lab	Inconclusive	Negative	Positive	Percent positive	Total
TRIPLE O RESEARCH INSTITUTE PA			1	100%	1
THYROID SPECIALTY LABORATORY			1	100%	1
CLARKSVILLE MANOR INC		1			1
SPRINGFIELD HOSPITAL			1	100%	1
CQUENTIA NGS, LLC			1	100%	1
FAITH FAMILY PRACTICE			1	100%	1
PULMONARY MEDICINE		1			1
SPECTRUM LUDINGTON			1	100%	1
NEW ULM MEDICAL CENTER			1	100%	1
METHODISM MIDLOTHIAN MEDICAL CENTER			1	100%	1
ASCENSION ST VINCENT'S MEDICAL CENTER			1	100%	1
HOLMES FAMILY PRACTICE PA			1	100%	1
Remarkable Healthcare Dallas			1	100%	1
URGENTMED PLANTATION			1	100%	1
SPINE & PAIN CONSULTANT PLLC		1			1
FLORIDA HEART AND VASCULAR MULTISPECIALTY GROUP PA			1	100%	1
San Antonio Residence and Rehabilitation Center		1			1
Kroger 687 - The Little Clinic Sugar Hill			1	100%	1
SAINT JOSEPHS HOSPITAL OF ATLANTA			1	100%	1
OUCH URGENT CARE			1	100%	1
HARTFORD HEALTH CARE & REHABILITATION			1	100%	1
BIODORON LABORATORIES			1	100%	1
Kroger 328 - The Little Clinic Henderson Road		1			1
Kroger 97 - The Little Clinic Hutchinson		1			1
DOCTORS HOSPITAL OF LAREDO			1	100%	1
PANCARE HEALTH - BRUCE			1	100%	1
CVS M08581POCT BLUE SPRINGS		1			1
BAYLOR SCOTT & WHITE ALL SAINTS MEDICAL CENTER FT			1	100%	1
HIGH DESERT COURT GROUP HOME			1	100%	1
ASCARATE DIALYSIS			1	100%	1
Washington County Nursing H0me			1	100%	1
WALGREENS #5130			1	100%	1
ADVANCE HEALTH AND WELLNESS SOLUTIONS			1	100%	1
MINUTECLINIC, LLC #09202		1			1
CULINARY INSTITUTE OF AMERICA STUDENT		1			1
CROSSROADS URGENT CARE PLLC		1			1
HARDIN MEMORIAL HOSPITAL - HEARTLAND PATHOLOGY CONSULTANTS			1	100%	1
Henry County Health and Rehabilitation		1			1
PLANT CITY FAMILY CARE		1			1
GWINNETT MEDICAL CENTER			1	100%	1
GENESIS MICROBIOLOGY LAB		1			1
EASTMAN HEALTHCARE & REHAB		1			1
ADVENTHEALTH MEDICAL GROUP UROLOGY AT EAST ORLANDO		1			1
CIGNA GATEWAY			1	100%	1
MOUNT SINAI COMPREHENSIVE CANCER CENTER			1	100%	1
FHPG SURGICAL ASSOCIATES OF EAST PASCO			1	100%	1
ROBERTS WESLEYAN COLLEGE HEALTH CENTE		1			1

COVID-19: testing by laboratory

Data through Jan 25, 2021 verified as of Jan 26, 2021 at 09:25 AM

Data in this report are provisional and subject to change.

The numbers in the table below represent the number of Florida and non-Florida residents for whom test results were received by the Department of Health. A person can be tested by more than one laboratory and can have both positive and negative results. **Therefore, the sum of the numbers in each column will be larger than the total number of people tested.**

Reporting lab	Inconclusive	Negative	Positive	Percent positive	Total
HSRE-ASL CASSELBERRY TRS, LLC			1	100%	1
WILMINGTON NURSING AND REHAB			1	100%	1
ALTA BATES SUMMIT MEDICAL CENTER CLINICAL LAB			1	100%	1
Ashland Place Health and Rehabilitation, LLC		1			1
NORTH FLORIDA MEDICAL CENTERS INC		1			1
MARCO ISLAND MEDICAL CENTER			1	100%	1
SUN CITY DIAGNOSTIC CENTER			1	100%	1
PRIMEX CLINICAL LABORATORIES INC			1	100%	1
WELLINGTON WEST 100176			1	100%	1
IM&P WELLNES CENTER			1	100%	1
Kroger - KRO03400316			1	100%	1
LOWER KEYS COMMUNITY HEALTH CENTER			1	100%	1
ARIZONA STATE LABORATORY			1	100%	1
POUDRE VALLEY HOSPITAL			1	100%	1
GENESIS HOME HEALTH CARE SERVICES OF			1	100%	1
ABSOLUTE HEALTH INTERNAL MEDICINE AND PEDIATRICS		1			1
HALIFAX HEALTH PRIMARY CARE ORMOND			1	100%	1
ADVANCED MEDICAL LABORATORIES (AML)			1	100%	1
QUALITY LAB			1	100%	1
BREVARD FAMILY WALK IN CLINIC			1	100%	1
SARASOTA MEMORIAL HOSPITAL		1			1
CHATSWORTH ASSISTED LIVING COMMUNITY AT PGA NATIONAL			1	100%	1
BROADWAY HEALTH FLORIDA MEDICAL CLINIC URGENT CARE			1	100%	1
BNJ		1			1
FLORIDA DEPARTMENT OF HEALTH SEMINOLE COUNTY		1			1
WESTOX LABS		1			1
MEDEXPRESS URGENT CARE - DERBY N ROCK		1			1
CLEVELAND HEARTLAB			1	100%	1
URGENT DOC -NACOGODOCHES CLINIC			1	100%	1
FLORIDA MEDICAL CLINIC, LLC			1	100%	1
MERCY MEDICAL CENTER INC			1	100%	1
WELLPATH			1	100%	1
Melbourne Terrace Rehabilitation Center			1	100%	1
SOUTHEAST MISSOURI HOSPITAL		1			1
SIGNATURE CARE MIDLAND			1	100%	1
FRESENIUS KIDNEY CARE FORT WALTON BEACH			1	100%	1
HEALTH PARTNERS REGIONAL HOSPITAL			1	100%	1
BAPTIST EMERGENCY HOSPITAL KELLY			1	100%	1
PUBLIC HEALTH LABORATORIES			1	100%	1
GADSDEN FAMILY PRACTICE		1			1
MD NOW MEDICAL CENTERS, INC			1	100%	1
MEDEXPRESS URGENT CARE - WICHITA, N MAIZE RD		1			1
BSA PHYSICIANS GROUP, INC D/B/A BSA FAMILY MEDICAL			1	100%	1
Kingston Care Center of Fort Wayne		1			1
CARENOW URGENT CARE-HENDERSONVILLE		1			1
VILLAGES HEALTH SYSTEM, LLC, THE			1	100%	1
The Evangelical Lutheran Good Samaritan Society Prescott Village		1			1

COVID-19: testing by laboratory

Data through Jan 25, 2021 verified as of Jan 26, 2021 at 09:25 AM

Data in this report are provisional and subject to change.

The numbers in the table below represent the number of Florida and non-Florida residents for whom test results were received by the Department of Health. A person can be tested by more than one laboratory and can have both positive and negative results. **Therefore, the sum of the numbers in each column will be larger than the total number of people tested.**

Reporting lab	Inconclusive	Negative	Positive	Percent positive	Total
LIFE CARE CENTER OF HILTON HEAD		1			1
THE INTERNAL MEDICAL GROUP		1			1
ARC POINT LABS OF AUSTIN NORTH			1	100%	1
DOYLESTOWN HOSPITAL			1	100%	1
TMH URGENT CARE CENTER			1	100%	1
GENEVA FAMILY HEALTH			1	100%	1
MID-SOUTH URGENT CARE, PLLC			1	100%	1
Kroger 970 - The Little Clinic Westfield			1	100%	1
Crisp Regional Nursing and Rehab Center		1			1
FAMILY PRACTICE OF CENTRAL FLORIDA PA			1	100%	1
GAMMA HEALTHCARE, INC		1			1
HAMILTON COUNTY HEALTH DEPARTMENT		1			1
Manor Care of Dallastown d/b/a ManorCare Health Services - Dallastown		1			1
MINUTE CLINIC DIAGNOSTIC MED GRP OF CA		1			1
Heritage Health of Peru			1	100%	1
COASTAL PEDIATRICS LLC			1	100%	1
ORANGE PEDIATRICS PA			1	100%	1
TEXAS HEALTH CARE			1	100%	1
WYOMING COUNTY DEPARTMENT OF HEALTH		1			1
JPS HEALTH CENTER AT TRUE WORTH PLACE			1	100%	1
EAST END PEDIATRICS		1			1
PROGRESSIVE MEDICAL RESEARCH			1	100%	1
C V S / PHARMACY #4396		1			1
Kroger 596 - The Little Clinic Brentwood		1			1
SMA BEHAVIORAL HEALTH SERVICES INC		1			1
Bayou Vista Community Care Center			1	100%	1
BIOLOGICAL AND CHEMICAL EMERGENCIES LABORATORY			1	100%	1
WHEATON FRANCISCAN LABORATORY			1	100%	1
BOCA CIEGA CENTER			1	100%	1
BLANCHARD VALLEY HOSPITAL LABORATORY			1	100%	1
NABI		1			1
EXPRESS WALK IN MEDICAL CENTER			1	100%	1
MEMORIAL HOSPITAL LOS BANOS			1	100%	1
UHEALTH CORAL SPRINGS			1	100%	1
CLEVELAND CLINIC OUTPATIENT LABORATORY			1	100%	1
SYCAMORE MEDICAL CENTER-KETTERING HEALTH NETWORK			1	100%	1
WALGREENS NO 19542		1			1
MID-FLORIDA PATHOLOGY LLC		1			1
CARSON NURSING AND REHABILITATION CENTER		1			1
SEATTLE-KING COUNTY			1	100%	1
Hackensack Univ Medical Center At Pasc		1			1
BAYSIDE URGENT CARE CENTER INC			1	100%	1
Life Care Center of Paradise Valley		1			1
SPORTS MEDICINE CLINIC - U OF WYOMING			1	100%	1
LAB TEST KENDALL LLC		1			1
MEMORIAL HOSPITAL WEST			1	100%	1
EVANS FAMILY CARE PA			1	100%	1

COVID-19: testing by laboratory

Data through Jan 25, 2021 verified as of Jan 26, 2021 at 09:25 AM

Data in this report are provisional and subject to change.

The numbers in the table below represent the number of Florida and non-Florida residents for whom test results were received by the Department of Health. A person can be tested by more than one laboratory and can have both positive and negative results. **Therefore, the sum of the numbers in each column will be larger than the total number of people tested.**

Reporting lab	Inconclusive	Negative	Positive	Percent positive	Total
NORTH FL SOUTH GA HCS-LAKE CITY			1	100%	1
ROSLYN INTERNAL MEDICINE		1			1
Smg At Bridgewater Family Medicine		1			1
PEDIATRIC PARTNERS ZEPHYRHILLS			1	100%	1
NEMOURS CHILDRENS PRIMARY CARE CLERMONT			1	100%	1
CMC MERCY LABORATORY			1	100%	1
THE MEDICAL CENTER AT BOWLING GREEN			1	100%	1
Wynfield Park Health and Rehabilitation		1			1
LANGLADE			1	100%	1
MEDEXPRESS URGENT CARE - TOPEKA, SW WANAMAKER RD		1			1
CONCORDIA MANOR			1	100%	1
ADVENTHEALTH MEDICAL GROUP ADULT AND SENIOR HEALTH			1	100%	1
ASSOCIATES IN INTERNAL MEDICINE PA			1	100%	1
ADVENTHEALTH SENIOR CARE AT ORMOND			1	100%	1
AVERA SACRED HEART HOSPITAL			1	100%	1
CVS NC7548POCT FUQUAY VARINA		1			1
KETTERING MEDICAL CENTER			1	100%	1
PEDIATRIC ASSOCIATES - DORAL			1	100%	1
MEDICAL ASSOCIATES OF CARTER		1			1
SUNCOAST BEHAVIORAL HEALTH CENTER			1	100%	1
DEL PRADO MEDICAL CENTER, INC		1			1
SIGNATURE CARE MEMORIAL CITY			1	100%	1
MEDEXPRESS URGENT CARE - BENTONVILLE		1			1
MEDEXPRESS URGENT CARE-BRENTWOOD		1			1
Heritage of Red Cloud		1			1
UNIVERSITY OF IOWA HOSPITALS & CLINICS			1	100%	1
TRUMAN MEDICAL CENTER - HOSPITAL HILL			1	100%	1
MINUTECLINIC DIAGNOSTIC OF OHIO #4401		1			1
THE CHILDREN'S HOSPITAL OF PHILADELPHIA		1			1
Freedom Pointe at The Villages			1	100%	1
ROAN MOUNTAIN MEDICAL CENTER			1	100%	1
SHARON REGIONAL MEDICAL CENTER			1	100%	1
KEY BISCAYNE PEDIATRIC ASSOCIATES INC			1	100%	1
CYPRESS CREEK DIALYSIS CTR			1	100%	1
DIGNITY HEALING LLC			1	100%	1
ST GERARD'S COMMUNITY OF CARE		1			1
AESTHETIC PHYSICIANS PC			1	100%	1
NEW YORK STATE DEPARTMENT OF HEALTH			1	100%	1
ONslow COUNTY HEALTH DEPARTMENT			1	100%	1
Wedgewood Manor		1			1
LANGLEY DIALYSIS			1	100%	1
LAB PLUS, LLC			1	100%	1
GALVESTON COUNTY HEALTH DISTRICT			1	100%	1
NORTH SHORE HEMATOLOGY-ONCOLOGY ASSOCI		1			1
MID FLORIDA DERMATOLOGY ASSOCIATES PA			1	100%	1
MAYO CLINICAL LABORATORIES		1			1
Good Samaritan Society - Albion		1			1

COVID-19: testing by laboratory

Data through Jan 25, 2021 verified as of Jan 26, 2021 at 09:25 AM

Data in this report are provisional and subject to change.

The numbers in the table below represent the number of Florida and non-Florida residents for whom test results were received by the Department of Health. A person can be tested by more than one laboratory and can have both positive and negative results. **Therefore, the sum of the numbers in each column will be larger than the total number of people tested.**

Reporting lab	Inconclusive	Negative	Positive	Percent positive	Total
ADVENT HEALTH - OWASA			1	100%	1
SOUTH FLORIDA RESEARCH ORGANIZATION			1	100%	1
ALPHA CLINICAL LABORATORY CORP.			1	100%	1
BEAUFORT MEMORIAL			1	100%	1
VITAL CARE			1	100%	1
Orchid Cove at Naples			1	100%	1
Summit Medical Group Morristown Oncology		1			1
Glenburn Home		1			1
CENTURY LINK SPORTS COMPLEX			1	100%	1
PRIME CARE FAMILY MEDICINE			1	100%	1
OAK HAVEN REHAB AND NURSING CENTER			1	100%	1
MAYO CLINIC OUTPATIENT DIALYSIS CENTER			1	100%	1
Mountain City Care and Rehabilitation Center		1			1
CVS SC2497POCT LEXINGTON		1			1
Parkside Manor		1			1
ADVENTHEALTH HOME CARE WATERMAN			1	100%	1
CARESPOT - OCOEE			1	100%	1
JACKSONVILLE VA OPC			1	100%	1
Kroger 686 - The Little Clinic Farragut		1			1
YUMA REGIONAL MEDICAL CENTER			1	100%	1
HIBISCUS COURT			1	100%	1
ADVANCED LABORATORY SERVICES			1	100%	1
SACRED HEART HOSPITAL NURSING			1	100%	1
MEDEXPRESS URGENT CARE - LINCOLN		1			1
EXACCARE KINGSTON, LLC			1	100%	1
SYNAPSE ANALYTICAL LABS		1			1
ALL PRO ORTHOPEDICS & SPORTS MEDICINE, PA			1	100%	1
ATHENS MEDICAL CENTER			1	100%	1
PALMA CEIA MED GROUP-SWANN		1			1
CORIZON HEALTH INC			1	100%	1
DEVITA		1			1
MINUTECLINIC DIAGNOSTIC OF KANSAS, PC		1			1
KIOSK MEDICINE KENTUCKY LLC		1			1
American Fork Care Center dba Heritage Care Center		1			1
HEALTH NETWORK			1	100%	1
PEDIATRIC ASSOCIATES - JACKSONVILLE			1	100%	1
LAKE MARY OPTUM FLORIDA			1	100%	1
CVS AZ9290POCT PHOENIX		1			1
ST JOHNS EPISCOPAL HOSPITAL SOUTH SHORE		1			1
LEHIGH MEDICAL AND RESEARCH CENTER, INC			1	100%	1
CVS IL3163POCT OAK PARK		1			1
OSF SAINT FRANCIS MEDICAL CENTER			1	100%	1
SOUTH FLORIDA BAPTIST HOSPITAL			1	100%	1
Southwest Louisiana Veterans Home			1	100%	1
PROVIDENCE PORTLAND MEDICAL CENTER		1			1
ST. JOHN HOSPITAL & MEDICAL CENTER			1	100%	1
GOOD SAMARITAN HOSPITAL			1	100%	1

COVID-19: testing by laboratory

Data through Jan 25, 2021 verified as of Jan 26, 2021 at 09:25 AM

Data in this report are provisional and subject to change.

The numbers in the table below represent the number of Florida and non-Florida residents for whom test results were received by the Department of Health. A person can be tested by more than one laboratory and can have both positive and negative results. **Therefore, the sum of the numbers in each column will be larger than the total number of people tested.**

Reporting lab	Inconclusive	Negative	Positive	Percent positive	Total
CVS TX3292POCT WYLIE		1			1
HIGHLANDS CLINICAL LABORATORY			1	100%	1
ST FRANCIS MEDICAL CENTER			1	100%	1
Arlington Care Center			1	100%	1
AAA MEDICAL TESTING			1	100%	1
MEDPOST - NORTH DALLAS			1	100%	1
HILTON HEAD HOSPITAL/INPATIENT			1	100%	1
MANOR CARE OF DELRAY BEACH FL LLC		1			1
ORLANDO HEALTH PHYSICIAN GROUP INC			1	100%	1
Consulate Health Care of Tallahassee			1	100%	1
HAWKEYE CARE CENTER DUBUQUE		1			1
ENCORE AT BOCA RATON, THE			1	100%	1
SPHERE DX			1	100%	1
ORMOND MEDICAL ARTS FAMILY PRACTICE PL			1	100%	1
VITAL CARE CLINIC, LLC			1	100%	1
ALABAMA REFERENCE LAB			1	100%	1
MEDICAL CITY DENTON			1	100%	1
AVON PARK CLUSTER		1			1
SOUTH DADE NURSING & REHABILITATION CENTER			1	100%	1
ST LUKES SURGICAL AT THE VILLAGES INC			1	100%	1
SOMA MEDICAL CENTER PA #3 GREENACRES			1	100%	1
GASTROENTEROLOGY ASSOC OF PENSACOLA, PA			1	100%	1
Tremont Health & Rehabilitation Center		1			1
MEDERI CARETENDERS VS OF SE FL LLC DBA			1	100%	1
DAYTONA BEACH CENTRA CARE			1	100%	1
PUBLIX PHARMACY #0332		1			1
SISTERS MISSION			1	100%	1
WESTON COUNTY HEALTH SERVICES			1	100%	1
MEMORIAL SATILLA HEALTH			1	100%	1
JOHN PETER SMITH HOSPITAL- OB TRIAGE			1	100%	1
NAPHCARE INC		1			1
FIT4LIFE MEDICAL CENTER			1	100%	1
CVS SC7556POCT WEST COLUMBIA		1			1
NHC HealthCare St. Charles		1			1
APALACHEE CENTER INC		1			1
NIBHA MEDIRATTA MD PL			1	100%	1
ST JOHN'S HOME CARE			1	100%	1
RAMBAM URGENT CARE			1	100%	1
EXPRESS LAB LIVINGSTON			1	100%	1
CHATEAU MADELEINE - SENIOR LIVING & MEMORY CARE			1	100%	1
ATHENA PLASTIC SURGERY		1			1
BUFFALO VAMC			1	100%	1
LABORATORIO BUENA SALUD			1	100%	1
Bon Secours Place			1	100%	1
ELDER ALTERNATIVES INC			1	100%	1
MOBILE MEDICAL CLINIC			1	100%	1
FELD ENTERTAINMENT			1	100%	1

COVID-19: testing by laboratory

Data through Jan 25, 2021 verified as of Jan 26, 2021 at 09:25 AM

Data in this report are provisional and subject to change.

The numbers in the table below represent the number of Florida and non-Florida residents for whom test results were received by the Department of Health. A person can be tested by more than one laboratory and can have both positive and negative results. **Therefore, the sum of the numbers in each column will be larger than the total number of people tested.**

Reporting lab	Inconclusive	Negative	Positive	Percent positive	Total
Redwood Springs Healthcare			1	100%	1
MEDOR/ACC SYNCHRONY			1	100%	1
Florence Home		1			1
EVERGREEN NURSING HOME		1			1
DOC PAM PA		1			1
FLORIDA HOSPITAL ORMOND BEACH			1	100%	1
WELLCARE URGENT CARE			1	100%	1
CLUB HEALTH AND REHABILITATION CENTER, THE		1			1
HUDSON REGIONAL HOSPITAL			1	100%	1
AOPKA FAMILY HEALTH CENTER			1	100%	1
Kroger 618 - The Little Clinic Trail Creek Village		1			1
BEAUMONT HOSPITAL, GROSSE POINTE			1	100%	1
ADVANCED URGENT CARE PLLC		1			1
WALGREENS #06025		1			1
HOLSTON MEDICAL GROUP		1			1
RABI SINHA, MD		1			1
DECATUR MORGAN HOSPITAL - DECATUR GENE		1			1
LAKEVIEW HEALTH CARE SYSTEM LLC			1	100%	1
JMC TALLAHASSEE, LLC			1	100%	1
NANCY M WORTHINGTON MD PA			1	100%	1
MED TECH CLINICAL LABORATORY		1			1
ADVANTA LABS, LLC		1			1
Kroger 923 - The Little Clinic Centerville		1			1
TMH PHYSICIAN PARTNERS			1	100%	1
NORTHEAST TEXAS DIALYSIS		1			1
BROOKDALE PALM COAST		1			1
NORTH SHORE HEMATOLOGY-ONCOLOGY ASSOCIATES		1			1
CENTRAL TX URGENT CARE			1	100%	1
FLORIDA STATE UNIVERSITY HEALTH SERVICES			1	100%	1
COSTCO PHARMACY #1023			1	100%	1
STANLY REGIONAL MEDICAL CENTER			1	100%	1
Cooperstown Center for Nursing and Rehabilitation		1			1
WINCHESTER HOSPITAL			1	100%	1
PATIENT FIRST - LEESBURG			1	100%	1
Valley View Health and Rehabilitation, LLC		1			1
CVS MD2956POCT NEW MARKET			1	100%	1
ST CATHERINE HOSPITAL LABORATORY			1	100%	1
SUPERKIDS PEDIATRICS			1	100%	1
PREMIER MOBILE HEALTH SERVICES, LLC			1	100%	1
Lenbrook		1			1
NASSAU UNIVERSITY MEDICAL CENTER DEPT		1			1
MEDEXPRESS URGENT CARE - DANVILLE		1			1
SELECT MEDICAL CLINIC			1	100%	1
CITY OF CLEARWATER EMPLOYEE HEALTH CENTER			1	100%	1
NF Escambia, LLC DBA Olive BranchHealth and Rehabilitation Center			1	100%	1
ADVANCED CARDIOVASCULAR DIAGNOSTICS OF FL			1	100%	1
CAROMONT HEALTH			1	100%	1

COVID-19: testing by laboratory

Data through Jan 25, 2021 verified as of Jan 26, 2021 at 09:25 AM

Data in this report are provisional and subject to change.

The numbers in the table below represent the number of Florida and non-Florida residents for whom test results were received by the Department of Health. A person can be tested by more than one laboratory and can have both positive and negative results. **Therefore, the sum of the numbers in each column will be larger than the total number of people tested.**

Reporting lab	Inconclusive	Negative	Positive	Percent positive	Total
SAINT ALPHONSUS REGIONAL MEDICAL CENTER			1	100%	1
CVS IL2297144CV CHICAGO		1			1
DESERT HOSPITAL/CPHU CLINICAL LABORATORY			1	100%	1
PROVIDENCE LABORATORY SERVICES		1			1
TITUSVILLE TOWERS ASSISTED LIVING		1			1
SOUTH FLORIDA URGENT CARE CENTERS, LLC			1	100%	1
MAHONEY PEDIATRICS PA			1	100%	1
HAWAII DEPARTMENT OF HEALTH LAB			1	100%	1
CVS DC1340POCT WASHINGTON		1			1
ORMC-ARDEN/EOI			1	100%	1
CARDIOLOGY AND FITNESS MEDICINE		1			1
COLLIER PHARMACY			1	100%	1
CONSULATE HEALTH CARE OF VERO BEACH			1	100%	1
PASTEUR MEDICAL CENTER LLC		1			1
MINUTECLINIC OF NEVADA-2955 S FT APACH		1			1
PORTSMOUTH REG. HOSPITAL			1	100%	1
GOOD SAMARITAN SOCIETY - DE SMET		1			1
ADVANCED URGENT CARE CENTER			1	100%	1
SYNEXUS CLINICAL RESEARCH US INC		1			1
Maple Lane Nursing Home		1			1
CVS IL2297652CV CHICAGO		1			1
ORDRS, INC.			1	100%	1
UNIVERSITY OF TEXAS AT EL PASO, THE			1	100%	1
BATESVILLE - SHERWOOD URGENT CARE			1	100%	1
MEDIPLUS CLINIC, INC			1	100%	1
PAUL C SCHWARTZ & MELVIN L WEIDMAN		1			1
LSU MEDICAL CENTER			1	100%	1
ATMORE COMMUNITY HOSPITAL			1	100%	1
FLORIDA DIGESTIVE AND LIVER SPECIALISTS			1	100%	1
SPRINGBROOK HOSPITAL			1	100%	1
BEAUMONT REFERENCE LABORATORY			1	100%	1
Niles Nursing and Rehab. Center		1			1
FORT LOUDOUN PRIMARY CARE		1			1
CVS MA2297677CV BOSTON		1			1
PROGENESIS INC			1	100%	1
SUMMERFIELD PAIN MANAGEMENT			1	100%	1
AZALEALAND NURSING HOME		1			1
Manassas Health & Rehab			1	100%	1
Ravenwood Speciality Care		1			1
Kroger 907 - The Little Clinic Holland		1			1
COBLESKILL REGIONAL HOSPITAL		1			1
WATERTOWN URGENT CARE		1			1
BLACKBERRY CENTER, THE		1			1
SAN JOSE CLINIC		1			1
UHEALTH CARDIOLOGY			1	100%	1
ADVANCE MD CARE			1	100%	1
EAST COAST INSTITUTE FOR RESEARCH LLC			1	100%	1

COVID-19: testing by laboratory

Data through Jan 25, 2021 verified as of Jan 26, 2021 at 09:25 AM

Data in this report are provisional and subject to change.

The numbers in the table below represent the number of Florida and non-Florida residents for whom test results were received by the Department of Health. A person can be tested by more than one laboratory and can have both positive and negative results. **Therefore, the sum of the numbers in each column will be larger than the total number of people tested.**

Reporting lab	Inconclusive	Negative	Positive	Percent positive	Total
HELIX BIOMEDICS LLC			1	100%	1
ENZO LABS INC			1	100%	1
SOLARIS HEALTHCARE PLANT CITY		1			1
MEDICAL CITY NORTH HILLS			1	100%	1
CVS CA9715POCT THOUSAND OAKS		1			1
FLORIDA DEPARTMENT OF HEALTH PALM BEACH COUNTY			1	100%	1
HARBOR BEACH NURSING AND REHABILITATION CENTER			1	100%	1
USF PHYSICIANS GROUP			1	100%	1
ISLAND NURSING HOME			1	100%	1
ACCESS FAMILY CARE LLC			1	100%	1
PRISMA HEALTH TUOMEY LABORATORY			1	100%	1
THEDACARE FAMILY MEDICINE GATEWAY			1	100%	1
NORTH SHORE MEDICAL CENTER - SALEM HOSPITAL			1	100%	1
CAH ACQUISITION COMPANY 11 LLC			1	100%	1
COMMUNITY HOSPITALS INDIANAPOLIS			1	100%	1
FRANKLIN CBOC			1	100%	1
Mercy Manor Transition Center			1	100%	1
TITUSVILLE REHABILITATION AND NURSING CENTER		1			1
WALKIN MEDICAL URGENT CARE,NEW CITY			1	100%	1
Robert Wood Johnson University Hospital			1	100%	1
DIXITKUMAR N MODI MD PA			1	100%	1
BRUCE S WEST MD			1	100%	1
HAMILTON CHD		1			1
Kroger 550 - The Little Clinic Bellevue		1			1
SOUTHERN FAMILY HEALTH			1	100%	1
SUREPOINT URGENT CARE PADRE ISLAND			1	100%	1
FAMILY MEDICAL CENTER		1			1
Seal Rock Healthcare		1			1
SONORAN DESERT PATHOLOGY			1	100%	1
SAINT JOSEPH'S HOSPITAL AND MEDICAL CENTER		1			1
MINUTECLINIC DIAGNOSTIC OF NH, LLC (CL		1			1
IMMY LABS			1	100%	1
UNIVERSITY OF MIAMI SCCC RESEARCH LABORATORY			1	100%	1
TAYLOR COUNTY HEALTH DEPARTMENT			1	100%	1
Princeton Place			1	100%	1
MINUTE CLINIC LLC #0169		1			1
NORTH SHORE HEMATOLOGY-ONCOLOGY ASSOCIATES PC		1			1
LAKESIDE MEDICAL CENTER		1			1
LEHIGH PULMONARY ASSOCIATES			1	100%	1
Kroger 441 - The Little Clinic Middletown		1			1
A.G. Rhodes		1			1
WHITE EARTH IHS MAIN LAB		1			1
LAKE REGIONAL HEALTH			1	100%	1
Country View of Sunbury			1	100%	1
MOSOLF PEDIATRICS PA			1	100%	1
FRASER MEMORIAL HOSPITAL			1	100%	1
UT HEALTH RGV CLINICAL LABORATORY			1	100%	1

COVID-19: testing by laboratory

Data through Jan 25, 2021 verified as of Jan 26, 2021 at 09:25 AM

Data in this report are provisional and subject to change.

The numbers in the table below represent the number of Florida and non-Florida residents for whom test results were received by the Department of Health. A person can be tested by more than one laboratory and can have both positive and negative results. **Therefore, the sum of the numbers in each column will be larger than the total number of people tested.**

Reporting lab	Inconclusive	Negative	Positive	Percent positive	Total
YOUR HEALTH PEDIATRICS INC			1	100%	1
ONPOINT URGENT CARE			1	100%	1
CVS NC3319POCT CHARLOTTE		1			1
NORTHEAST FLORIDA HEALTH SERVICES			1	100%	1
15 TO KNOW			1	100%	1
SELF REGIONAL HEALTHCARE			1	100%	1
CVS NJ617POCT CEDAR GROVE		1			1
HENRICO DOCTOR'S LABORATORY			1	100%	1
RHODE ISLAND DEPARTMENT OF HEALTH LABORATORIES			1	100%	1
IVAN, MAYA			1	100%	1
AFTER HOURS CLINIC			1	100%	1
CVS AZ5892POCT LAVEEN		1			1
UF HEALTH THE VILLAGES			1	100%	1
SEWALLS POINT PHARMACY INC			1	100%	1
AFTER HOURS PEDS			1	100%	1
MILFORD REGIONAL HOSPITAL			1	100%	1
Arch Plaza Nursing and Rehabilitation Center			1	100%	1
Ramsey Village		1			1
PHYSICIANS IMMEDIATE CARE			1	100%	1
ANMED HEALTH MEDICAL CENTER			1	100%	1
Victory Health and Rehabilitation			1	100%	1
Kroger 368 - The Little Clinic Frankfort West		1			1
IRA FIALKO DO			1	100%	1
STEAMBOAT EMERGENCY CENTER			1	100%	1
PRIORITY CARE LLC			1	100%	1
PATHOLOGYT & LAB MEDICINE SERVICES			1	100%	1
CVS NV9586POCT RENO		1			1
Kroger 909 - The Little Clinic Hamilton			1	100%	1
JOHN D. ARCHBOLD MEMORIAL HOSPITAL			1	100%	1
NORTH MIAMI BEACH SURGICAL CENTER			1	100%	1
CANDLER HOSPITAL			1	100%	1
RIDGE OPTUM FLORIDA			1	100%	1
LUMICO LIFE INSURANCE COMPANY		1			1
HARDIN HEALTH INC		1			1
LEHIGH REGIONAL WOUND CENTER			1	100%	1
SIGNATURE CARE COLLEGE STATION			1	100%	1
ATLANTIC DIAGNOSTICS			1	100%	1
CVS MINUTE CLINIC #5836		1			1
Waycross Health and Rehabilitation		1			1
ATRIA PARK OF LAKE FOREST (WG HERITAGE LF LLC)			1	100%	1
MINUTECLINIC DIAG OF IND, LLC #6250		1			1
INDIANA STATE DEPARTMENT OF HEALTH CLINIC MICROBIOLOGY		1			1
COMMUNITY HEALTH CENTERS INC			1	100%	1
STAMFORD HOSPITAL			1	100%	1
C A R E S		1			1
HEALTH EXPRESS		1			1
CONSOLIDATED			1	100%	1

COVID-19: testing by laboratory

Data through Jan 25, 2021 verified as of Jan 26, 2021 at 09:25 AM

Data in this report are provisional and subject to change.

The numbers in the table below represent the number of Florida and non-Florida residents for whom test results were received by the Department of Health. A person can be tested by more than one laboratory and can have both positive and negative results. **Therefore, the sum of the numbers in each column will be larger than the total number of people tested.**

Reporting lab	Inconclusive	Negative	Positive	Percent positive	Total
Imperial Healthcare Centre			1	100%	1
LEXINGTON HOSPITAL CORPORATION			1	100%	1
SHAH			1	100%	1
KIDS CARE PEDIATRICS PA			1	100%	1
CARTERSVILLE MEDICAL CENTER			1	100%	1
PRIMARY CARE SPECIALISTS OF ORLANDO LLC			1	100%	1
NEW YORK CITY DEPARTMENT OF HEALTH			1	100%	1
PEDIATRIC URGENT CARE CENTR OF FORT WORTH-LA GRAN			1	100%	1
VAULT MEDICAL SERVICES			1	100%	1
PALM COAST DIALYSIS		1			1
THE HEART HOSPITAL BAYLOR PLANO			1	100%	1
CHI ST. LUKE'S HEALTH BCM MEDICAL CENTER			1	100%	1
PARKRIDGE MEDICAL CENTER			1	100%	1
CVS TX1057POCT SAN ANTONIO		1			1
LAKE COMMUNITY ACTION AGENCY		1			1
DUKE UNIVERSITY POINT OF CARE TESTING PROGRAM			1	100%	1
CVS MO4850POCT SPRINGFIELD		1			1
PALM BEACH COUNTY HEALTH DEPT.			1	100%	1
SMITH NORTHVIEW HOSPITAL LAB			1	100%	1
Elm Crest Senior Living Community		1			1
REELFOOT FAMILY WALK-IN CLINIC		1			1
GENESEEE COUNTY HEALTH DEPARTMENT		1			1
SIMPLY HEALTHCARE AND WELLNESS CLINIC, PC			1	100%	1
West Bay of Tampa Center			1	100%	1
ESCANDON DIAGNOSTIC CLINIC			1	100%	1
VA OPTOMETRY CLINIC			1	100%	1
RIVERSIDE REGIONAL MED CENTER			1	100%	1
CACERES SPECIALIZED GYNECOLOGY		1			1
MINUTE CLINIC DIAGNOSTICS OF IN, LLC #6252		1			1
GOLDING-GRANADO MEDICAL ASSOCIATES		1			1
CVS OH3301POCT WOODMERE		1			1
ORLANDO HEALTH MEDICAL GROUP			1	100%	1
MINUTE CLINIC DIAGNOSTIC PA			1	100%	1
GREENTREE MEDICAL CENTER			1	100%	1
WY RETIREMENT CENTER		1			1
FLORHAM PARK ENDOSCOPY CENTER		1			1
Fairview			1	100%	1
LIFEGUARD AMBULANCE SERVICE LLC - BAY COUNTY			1	100%	1
SANTA MONICA CA-UCLA MC			1	100%	1
SOUTH BEND MEDICAL FOUNDATION			1	100%	1
CVS GA7064POCT STOCKBRIDGE		1			1
CHILDRENS SPECIALIST PEDIATRIC PULMMOLOGY &			1	100%	1
PENSACOLA PATHOLOGY		1			1
CARENOW MIDTOWN			1	100%	1
HALIFAX HEALTH PRIMARY CARE			1	100%	1
MINUTECLINIC DIAGNOSTIC OF KANSAS PA		1			1
FLORIDA CLINICAL LABORATORY INC DBA			1	100%	1

COVID-19: testing by laboratory

Data through Jan 25, 2021 verified as of Jan 26, 2021 at 09:25 AM

Data in this report are provisional and subject to change.

The numbers in the table below represent the number of Florida and non-Florida residents for whom test results were received by the Department of Health. A person can be tested by more than one laboratory and can have both positive and negative results. **Therefore, the sum of the numbers in each column will be larger than the total number of people tested.**

Reporting lab	Inconclusive	Negative	Positive	Percent positive	Total
BAYCARE OUTREACH LAB WH SOUTH			1	100%	1
ST VINCENTS AMBULATORY CARE INC			1	100%	1
OAKMONT WEST- GREENVILLE SC		1			1
PENINSULA REGIONAL MED CTR LAB			1	100%	1
WINDSOR MANOR			1	100%	1
Kroger 339 - The Little Clinic Highlands - Bardstown Road		1			1
MEDEXPRESS URGENT CARE - ANDERSON		1			1
Garden Villa Bedford		1			1
CHILDREN'S MEDICAL CENTER-EAST ORLANDO			1	100%	1
CAREFIRST URGENT CARE - BEECHMONT			1	100%	1
Winter Park Care and Rehab			1	100%	1
LITTLE COMPANY OF MARY HOSPITAL			1	100%	1
BORINQUEN HEALTH CENTER			1	100%	1
FLAGLER COUNTY BOARD OF COUNTY COMMISSIONERS			1	100%	1
BRIAN C GRINER MD LLC			1	100%	1
OAKWOOD HOSPITAL - SOUTHSHORE			1	100%	1
ST JOHNS PEDIATRICS PA		1			1
Garden View Care Center at Dougherty Ferry		1			1
PRIMARY CARE GROUP LLC		1			1
PRACTITIONERS IN MOTION			1	100%	1
PALMS OF FT MYERS,THE			1	100%	1
SURGERY CENTER, THE			1	100%	1
HUNEYCUTT FAMILY PRACTICE			1	100%	1
CUSTOM SCRIPTS PHARMACY		1			1
A G RHODES HOME AT WESLEY WOODS		1			1
STEWARD FLORIDA ALF, INC			1	100%	1
Vibrantlife of El Paso Rehabilitation Center			1	100%	1
TRAVIS LEE THOMPSON MD			1	100%	1
FLORIDA EPIDEMIOLOGY PROGRAM			1	100%	1
PARTNERS IN PRIMARY CARE		1			1
OCALA REGIONAL KIDNEY CENTER EAST			1	100%	1
ALLIED PHYSICIANS GROUP		1			1
USC VERDUGO HILLS HOSPITAL			1	100%	1
ER NEAR ME HULEN		1			1
Walgreens #9278		1			1
MEDEXPRESS URGENT CARE - FORT SMITH		1			1
MEDEXPRESS-DOVER		1			1
THE EDGEWATER AND WATERMAN VILLAGE			1	100%	1
SANTA CLARA VALLEY MEDICAL CENTER			1	100%	1
MDS PHARMA SERVICES		1			1
UNIVERSITY COMMUNITY HEALTH SERVICES			1	100%	1
MEDSTAR HEALTH URGENT CARE			1	100%	1
Senatobia Healthcare & Rehab		1			1
SMITH			1	100%	1
Fairhaven Retirement Community		1			1
GOOD PEDIATRICS			1	100%	1
CVS MN6811POCT PLYMOUTH		1			1

COVID-19: testing by laboratory

Data through Jan 25, 2021 verified as of Jan 26, 2021 at 09:25 AM

Data in this report are provisional and subject to change.

The numbers in the table below represent the number of Florida and non-Florida residents for whom test results were received by the Department of Health. A person can be tested by more than one laboratory and can have both positive and negative results. **Therefore, the sum of the numbers in each column will be larger than the total number of people tested.**

Reporting lab	Inconclusive	Negative	Positive	Percent positive	Total
Good Samaritan Society Waukon		1			1
FAMILY MEDICAL CLINIC KENDALL LLC			1	100%	1
CVS NV5942POCT LAS VEGAS		1			1
AMERICAN LAB LLC		1			1
COMMUNITY MEDICAL CARE			1	100%	1
MINUTECLINIC MINUTECLINIC #3665		1			1
BAXTER REGIONAL MEDICAL CENTER			1	100%	1
HOWELL BRANCH COURT			1	100%	1
PARK AVENUE DERMATOLOGY NORTH			1	100%	1
ARNOLD PALMER HOSPITAL LAB POCT		1			1
MEDICAL ASSOCIATES OF THE SHOALS		1			1
BASCOM PALMER-MICRO LAB			1	100%	1
TWIN			1	100%	1
Metairie Healthcare Center			1	100%	1
CVS KY4779POCT LOUISVILLE		1			1
Memorial Health Care Center			1	100%	1
LIMA MEMORIAL HOSPITAL			1	100%	1
FAYETTE MEDICAL CENTER LAB		1			1
REFERENCE LABORATORY			1	100%	1
GOSHEN HOSPITAL			1	100%	1
MONMOUTH MEDICAL CENTER		1			1
STARLING AT SAN JOSE			1	100%	1
Bethel Lutheran Nursing & Rehabilitation Center		1			1
HOLLAND COMMUNITY HOSPITAL		1			1
QUALITY CLINICAL LAB LLC			1	100%	1
OCALA REGIONAL DIALYSIS- NORTH			1	100%	1
CITRONELLE HEALTH AND REHABILITATION CENTER		1			1
ADVENTHEALTH PHYSICIAN GROUP - APPLEWOOD			1	100%	1
SAINT BARNABAS MEDICAL CENTER		1			1
VIVEX/UMTB BIOMEDICAL			1	100%	1
Kroger 682 - The Little Clinic New Holland Market			1	100%	1
HEALTHCARE ASSOCIATES OF IRVING, LLP			1	100%	1
CAREWELL URGENT CARE FITCHBURG			1	100%	1
Cortland Acres Association		1			1
CVS OH5457POCT POWELL		1			1
QUEST INC			1	100%	1
SOMA MEDICAL CENTER PA #3 PALOMINO			1	100%	1
FLORIDA CLINICAL RESEARCH CENTER, LLC			1	100%	1
LIFELINK TRANSPLANT INSTITUTE LAB			1	100%	1
WALGREENS #15291		1			1
SPECIALTY DRUG TESTING			1	100%	1
Broomall Manor		1			1
MT CARMEL PHARMACY INC		1			1
Glen Oaks Health and REhabilitation		1			1
OPTUM MEDICAL CLINIC IN ROCKRIMMON			1	100%	1
MEDEXPRESS URGENT CARE - HADLEY		1			1
HORIZON MEDICAL CENTER			1	100%	1

COVID-19: testing by laboratory

Data through Jan 25, 2021 verified as of Jan 26, 2021 at 09:25 AM

Data in this report are provisional and subject to change.

The numbers in the table below represent the number of Florida and non-Florida residents for whom test results were received by the Department of Health. A person can be tested by more than one laboratory and can have both positive and negative results. **Therefore, the sum of the numbers in each column will be larger than the total number of people tested.**

Reporting lab	Inconclusive	Negative	Positive	Percent positive	Total
SANITAS RESEARCH LLC			1	100%	1
OLEAN GENERAL HOSPITAL		1			1
CHOTA COMMUNITY HEALTH SERVICES		1			1
JOHNSON & JOHNSON VISION CARE-VISTAKON			1	100%	1
CLEVELAND CLINIC OHIO LABORATORIES			1	100%	1
ORLANDO PHYSICIAN NETWORK		1			1
FLORIDA HEALTH CARE MEDICAL GROUP		1			1
WINNIFRED ASSISTED LIVING FACILITY INC		1			1
MEDONE URGENT CARE			1	100%	1
QC LABORATORY			1	100%	1
NORWALK HOSPITAL			1	100%	1
MED-LAKE LABORATORY			1	100%	1
HELGEMO & LIOU PEDIATRICS			1	100%	1
TENNOVA ER - SANGO			1	100%	1
INFINITI LABS INC			1	100%	1
PEDRO L ORTEGA MD PA			1	100%	1
THE LITTLE CLINIC LLC			1	100%	1
STERLING HOUSE OF PORT ORANGE		1			1
Walgreens #3661		1			1
LAKE LURE HEALTH CENTER			1	100%	1
Kroger 390 - The Little Clinic North College Hill		1			1
GRAND VILLA OF PINELLAS PARK			1	100%	1
FULGENT GENETICS HOUSTON		1			1
Kroger 448 - The Little Clinic Mason		1			1
SOUTHWEST REGIONAL PCR LABORATORY			1	100%	1
Cottage of the Shoals		1			1
COMMUNITY			1	100%	1
CVS TN7698POCT KNOXVILLE		1			1
LAKE BALDWIN			1	100%	1
CARESPOT - LEE VISTA			1	100%	1
MEADOWS PARK HEALTH AND REHABILITATION		1			1
MEDICAL ASSOCIATES OF BREVARD LLC		1			1
Rio Grande City Nursing and Rehab Center			1	100%	1
MEDEXPRESS URGENT CARE - ROSS TOWNSHIP		1			1
Kroger 353 - The Little Clinic Harpers Point		1			1
ALLIANCE LABORATORY SERVICES			1	100%	1
DISCOVERY AT HOME, LLC			1	100%	1
TAMPA HEALTH CARE PROVIDERS PA		1			1
PALM BEACH DIABETES AND ENDOCRINE SPECIALISTS, PA			1	100%	1
Hillside Rehab and Care Center			1	100%	1
CARESPOT EXPRESS HEALTHCARE BOYNTON BEACH			1	100%	1
CARE CENTERS OF NASSAU, LLC - HENDRICKS RD		1			1
FAIRVIEW SOUTHDALE			1	100%	1
BAYLOR SCOTT & WHITE MEDICAL SURGICAL CLINIC			1	100%	1
CLERMONT PEDIATRICS, PA			1	100%	1
BAYOU URGENT CARE			1	100%	1
HARRIS URGENT CARE CENTER			1	100%	1

COVID-19: testing by laboratory

Data through Jan 25, 2021 verified as of Jan 26, 2021 at 09:25 AM

Data in this report are provisional and subject to change.

The numbers in the table below represent the number of Florida and non-Florida residents for whom test results were received by the Department of Health. A person can be tested by more than one laboratory and can have both positive and negative results. **Therefore, the sum of the numbers in each column will be larger than the total number of people tested.**

Reporting lab	Inconclusive	Negative	Positive	Percent positive	Total
KIDSVILLE PEDIATRICS IV PA		1			1
PINELLAS CHD - CLEARWATER			1	100%	1
STEPHENS COUNTY HOSPITAL			1	100%	1
Riviera Health Resort		1			1
PROMUS DIAGNOSTICS, LLC			1	100%	1
BLUETAIL MEDICAL GROUP, LLC			1	100%	1
CVS HEALTH, #5962		1			1
CAROLINAS HEALTHCARE SYSTEM LAB			1	100%	1
MINUTE CLINIC LLC #6765		1			1
BROOKDALE PALM BEACH GARDENS			1	100%	1
MISSISSIPPI VALLEY REGIONAL BLOOD CENTER			1	100%	1
CONTINENTAL HOME HEALTH CARE INC			1	100%	1
QUEST DIAGNOSTICS INCORPORATED			1	100%	1
Community Care Center of Heritage House, LLC			1	100%	1
Rehab Select of Talladega		1			1
The Center at Centennial			1	100%	1
AURORA CONSOLIDATED LABORATORY			1	100%	1
ALLEGANY COUNTY DEPARTMENT OF HEALTH		1			1
LabCorp L#09258295 M#09258285			1	100%	1
Hillside Manor Rehabilitation and Extended Care Center		1			1
MEMORIAL HEALTH SYSTEM		1			1
UABC			1	100%	1
HEALTHPARTNERS HUDSON CLINIC			1	100%	1
ManorCare Rehab Center of Marietta		1			1
REGIONAL MEDICAL LABORATORY			1	100%	1
CVS AZ69POCT PEORIA		1			1
SANTA ROSA PEDIATRICS			1	100%	1
INTERNAL MEDICINE GROUP OF CENTRAL FLORIDA			1	100%	1
Acts Manor House		1			1
STONECREST MEDICAL CENTER		1			1
CVS AZ7841POCT TUCSON		1			1
CVS AZ9210POCT SCOTTSDALE		1			1
NONA MEDICAL ARTS		1			1
CVS CT1123POCT SOUTHBURY		1			1
NORTHWEST TEXAS HEALTHCARE SYSTEM,INC			1	100%	1
MARYLAND DEPARTMENT OF HEALTH AND MENTAL HYGIENE			1	100%	1
SEACOAST PATHOLOGY PROFESSIONAL ASSOC		1			1
CVS CA9803POCT RIVERSIDE		1			1
USCG ABBOTT BINAXNOW			1	100%	1
LAKE PEDIATRICS			1	100%	1
LAREDO EMERGENCY ROOM			1	100%	1
NORTH FLORIDA FAMILY MEDICINE			1	100%	1
SOUTH TEXAS HEALTH SYSTEM ER - WARE ROAD			1	100%	1
LAKE SUCCESS EXTENDED CARE		1			1
CHILDREN'S MEMORIAL HOSPITAL			1	100%	1
URGENT CARE CENTER OF PORT ORANGE LLC			1	100%	1
ENCOMPASS HEALTH HOME HEALTH		1			1

COVID-19: testing by laboratory

Data through Jan 25, 2021 verified as of Jan 26, 2021 at 09:25 AM

Data in this report are provisional and subject to change.

The numbers in the table below represent the number of Florida and non-Florida residents for whom test results were received by the Department of Health. A person can be tested by more than one laboratory and can have both positive and negative results. **Therefore, the sum of the numbers in each column will be larger than the total number of people tested.**

Reporting lab	Inconclusive	Negative	Positive	Percent positive	Total
ANY LAB TEST NOW JACKSONVILLE		1			1
HARMONY HEALTHCARE ORLANDO INC		1			1
SMITH KLINE			1	100%	1
CVS IL1773POCT TINLEY PARK		1			1
MAINE CENTER FOR DISEASE CONTROL AND PREVENTION			1	100%	1
HIGHLAND PARK LAKEWOOD PRESTON HOLLOW			1	100%	1
Medicalodges Neosho			1	100%	1
OCEAN MEDICAL CENTER		1			1
GEORGE WASHINGTON UNIVERSITY HOSPITAL			1	100%	1
CHAMBREL AT PINECASTLE			1	100%	1
PALOMAR MEDICAL CENTER			1	100%	1
SCIENCE CARE			1	100%	1
CHRISTIANA HOSPITAL		1			1
THE TOLEDO HOSPITAL			1	100%	1
Chateau Living Center			1	100%	1
Kroger 895 - The Little Clinic Green Hills		1			1
Walgreens #12427			1	100%	1
SPECTRUM LABORATORY			1	100%	1
LAS PALMAS MEDICAL CENTER			1	100%	1
MEDEXPRESS URGENT CARE - BROOKHAVEN		1			1
BELLMORE PEDIATRICS		1			1
RAJ K PAI MD PA			1	100%	1
MEDEXPRESS URGENT CARE - WESTFIELD, E MAIN ST			1	100%	1
TALLAHASSEE PRIMARY CARE ASSOCIATES PA			1	100%	1
HEALTH FIRST MEDICAL GROUP LLC			1	100%	1
CVS IN8669POCT INDIANAPOLIS		1			1
DAVITA DIALYSIS-NORTH			1	100%	1
DR PHILLIPS CENTER FOR WELLNESS		1			1
SARHA DOCTORS CENTER			1	100%	1
BETHESDA DIALYSIS			1	100%	1
ARLINGTON ADULT RESIDENTIAL FACILITY, INC			1	100%	1
CVS NJ2815POCT E BRUNSWICK		1			1
MEMORIAL HERMANN SOUTHWEST HOSPITAL			1	100%	1
WELLNOW URGENT CARE-OSWEGO			1	100%	1
ULTIMATE ANALYSIS LABORATORY			1	100%	1
OPTIMAL MEDICINE INC		1			1
VISTA DEL SOL MED ASSOC		1			1
Bivins Pointe			1	100%	1
PHYSICIANS PRIMARY CARE LEHIGH PEDS			1	100%	1
EXCEPTIONAL EMERGENCY CENTER			1	100%	1
CVS MO5724POCT KANSAS CITY		1			1
UNIVERSITY OF MIAMI MILLER SCHOOL			1	100%	1
MEDEXPRESS URGENT CARE - LAWRENCE		1			1
POETS WALK SARASOTA			1	100%	1
SHANNON CLARK OD, PA			1	100%	1
MC DIAGNOSTIC OF CONNECTICUT, PC #252			1	100%	1
MINUTECLINIC DIAG OF IND, LLC #4368		1			1

COVID-19: testing by laboratory

Data through Jan 25, 2021 verified as of Jan 26, 2021 at 09:25 AM

Data in this report are provisional and subject to change.

The numbers in the table below represent the number of Florida and non-Florida residents for whom test results were received by the Department of Health. A person can be tested by more than one laboratory and can have both positive and negative results. **Therefore, the sum of the numbers in each column will be larger than the total number of people tested.**

Reporting lab	Inconclusive	Negative	Positive	Percent positive	Total
FREEMONT ER DOX URGENT CARE		1			1
El Paso Health Care Center			1	100%	1
TENNOVA HEALTHCARE - CLEVELAND			1	100%	1
PUTNAM CO HOSPITAL-D/B/A ASBURY TOWERS		1			1
LIFE CARE CENTER OF GWINNETT		1			1
PALM SPRINGS GENERAL HOSPITAL			1	100%	1
RCP OF MEMORIAL WEST			1	100%	1
PORT ORANGE NURSING & REHAB			1	100%	1
MINUTECLINIC, LLC #1452		1			1
CVS NV5286POCT HENDERSON		1			1
ACCESS MEDICAL GROUP OF TAMPA INC			1	100%	1
CHI ST VINCENT LITTLE ROCK DIAGNOSTIC CLINIC			1	100%	1
WEST VIRGINIA UNIVERSITY HOSPITALS			1	100%	1
HARBORCHASE OF VILLAGES CROSSING			1	100%	1
BIOMAT ORLANDO		1			1
MOUNT ST MARYS HOSPITAL OF NIAGARA FALLS			1	100%	1
EDGAR PRICE FAMILY & CHILDREN HEALTHCARE CENTER			1	100%	1
EASTSIDE MEDICAL CLINIC		1			1
SPARTANBURG REGIONAL MEDICAL CENTER			1	100%	1
CORDOVA FAMILY PRACTICE			1	100%	1
MEMORIAL HERMANN KATY HOSPITAL			1	100%	1
MEDEXPRESS URGENT CARE, MOSSIDE		1			1
777 URGENT CARE			1	100%	1
COVENANT HEALTH		1			1
COLONIAL VILLA GOOD SAMARITAN CENTER		1			1
Carington Park			1	100%	1
CVS CT718POCT ANSONIA		1			1
HALEYVILLE HEALTH CARE CENTER		1			1
ARCADIA DIALYSIS CENTER			1	100%	1
NATIONAL INSTITUTES OF HEALTH CLINICAL CENTER			1	100%	1
C V S / PHARMACY #833		1			1
CVS IN6713POCT BLOOMINGTON		1			1
EAST RIDGE RETIREMENT VILLAGE INC		1			1
ST. MARY MEDICAL CENTER		1			1
COMMUNITY MEDICAL CENTER-ORANGE CITY		1			1
TEVAPHARM			1	100%	1
MOUNT SINAI MEDICAL CENTER OF FLORIDA, INC			1	100%	1
NEW MILFORD HOSPITAL			1	100%	1
EAST TENNESSEE STATE UNIVERSITY		1			1
ST MICHAEL'S ELITE MEDICAL HOSPITAL			1	100%	1
Kroger 409 - The Little Clinic Hebron Marketplace			1	100%	1
CAREWELL 203			1	100%	1
Oregon Veterans Home The Dalles		1			1
FLORIDA FAMILY LABORATORY		1			1
DEPT OF VA MEDICAL CENTER - MIAMI			1	100%	1
UCH LAB			1	100%	1
SOUTHERN SPRINGS HEALTH CARE		1			1

COVID-19: testing by laboratory

Data through Jan 25, 2021 verified as of Jan 26, 2021 at 09:25 AM

Data in this report are provisional and subject to change.

The numbers in the table below represent the number of Florida and non-Florida residents for whom test results were received by the Department of Health. A person can be tested by more than one laboratory and can have both positive and negative results. **Therefore, the sum of the numbers in each column will be larger than the total number of people tested.**

Reporting lab	Inconclusive	Negative	Positive	Percent positive	Total
BLOOD SYSTEMS LABORATORIES			1	100%	1
GOOD SAMARITAN SOCIETY-FOREST CITY		1			1
CVS PA2688POCT COLLEGEVILLE		1			1
CVS M08595POCT RAYMORE		1			1
FRESENIUS SOUTH FORT MYERS		1			1
CABELL HUNTINGTON HOSPITAL CLINICAL LAB			1	100%	1
ADVENTHEALTH MEDICAL GROUP FAMILY AND INTERNAL			1	100%	1
THE CHRIST HOSPITAL			1	100%	1
LEELANAU OPCO, LLC		1			1
MD NOW URGENT CARE			1	100%	1
Chateau Girardeau			1	100%	1
Kroger - KR003500568			1	100%	1
Kroger 465 - The Little Clinic Oakley		1			1
CENTRAL ALABAMA HEALTH CARE SYSTEM			1	100%	1
BAPTIST MINOR MEDICAL CENTER			1	100%	1
Big River Nursing and Rehab		1			1
CLEVELAND CLINIC FLORIDA LABORATORY			1	100%	1
MADISON FACILITY INC			1	100%	1
SOUTHEASTERN PATHOLOGY ASSOCIATES			1	100%	1
LITTLE FALLS HOSPITAL LABORATORY		1			1
FAIRFIELD MEDICAL CENTER			1	100%	1
KANA MEDICAL			1	100%	1
DOCTORS MEMORIAL HOSP HOME HEALTH CARE		1			1
ELITE MEDICAL LABORATORY SOLUTIONS LLC			1	100%	1
ATHENS LIMESTONE HOSPITAL		1			1
SUNCOAST PRIMARY CARE LLC			1	100%	1
MINUTE CLINIC DIAGNOSTIC OF VIRGINIA, LLC #6292		1			1
ST JOHNS MEDICAL CENTER		1			1
Kroger 777 - The Little Clinic Shelbyville		1			1
FLORIDA HOME HEALTH			1	100%	1
CAREHERE HUDSON BAY			1	100%	1
LAMARQUE DIALYSIS			1	100%	1
ASHLEY CLINICAL DIAGNOSTIC LABORATORY			1	100%	1
FALKVILLE HEALTHCARE		1			1
JACKSON MADISON CO. GEN. HOSPITAL			1	100%	1
BEAUMONT HOSPITAL			1	100%	1
Sunnybrook Rehabilitation Center			1	100%	1
BASCOM PALMER EYE INSTITUTE			1	100%	1
ARIZA WELLNESS CARE LLC			1	100%	1
CAN COMMUNITY HEALTH LLC		1			1
ORCHID TERRACE		1			1
ST. VINCENT HOSPITAL			1	100%	1
THE LITTLE CLINIC, LLC			1	100%	1
COASTAL ER IX, PHYSICIANS PREMIER			1	100%	1
Pinnacle Assisted Living			1	100%	1
Carrollton Manor Inc		1			1
FLORIDA ADVANCED MEDICAL AND DERM AESTHETICS LLC			1	100%	1

COVID-19: testing by laboratory

Data through Jan 25, 2021 verified as of Jan 26, 2021 at 09:25 AM

Data in this report are provisional and subject to change.

The numbers in the table below represent the number of Florida and non-Florida residents for whom test results were received by the Department of Health. A person can be tested by more than one laboratory and can have both positive and negative results. **Therefore, the sum of the numbers in each column will be larger than the total number of people tested.**

Reporting lab	Inconclusive	Negative	Positive	Percent positive	Total
DERMDX, DIV OF AURORA DIAGNOSTICS/BERNHARDT LAB		1			1
Monument Health Strugis Care Center		1			1
HEALTHCARE AND REHAB OF SANFORD			1	100%	1
KENT		1			1
METROPOLITAN			1	100%	1
SUN CLINICAL LABORATORIES			1	100%	1
JAX FAMILY CARE		1			1
INDIAN RIDGE		1			1
VISTA LAKE ASSISTED LIVING			1	100%	1
CFP PHYSICIANS GROUP			1	100%	1
TITUS REGIONAL MEDICAL CENTER			1	100%	1
MERRILL GARDENS AT CHAMPIONSGATE			1	100%	1
SANFORD LABORATORIES WATERTOWN			1	100%	1
441 URGENT CARE CENTER - BROWNWOOD			1	100%	1
Heartland of Perrysburg		1			1
RIVERSIDE MEDICAL CENTER		1			1
Heartland Health Care Center Jacksonville			1	100%	1
Community Compassion Center of Batesville			1	100%	1
MAURY REGIONAL MEDICAL CENTER		1			1
MEDEXPRESS URGENT CARE-MEADVILLE			1	100%	1
BROOKSHIRE, THE			1	100%	1
Falmouth By The Sea			1	100%	1
NEVADA DEPARTMENT OF HEALTH AND HUMAN SERVICES			1	100%	1
Shoreline Care Center			1	100%	1
SACRED HEART HEALTH SYSTEM- MIDWIFE PROGRAM			1	100%	1
AFFILIATED LABORATORIES INC			1	100%	1
SOUTHWEST FLORIDA DIVISION LAB			1	100%	1
Walgreens #5065		1			1
FLAGLER PROFESSIONAL HEALTH CARE SERVICES INC		1			1
Strasburg Care Center		1			1
EVEZIA DIAGNOSTICS			1	100%	1
BOND COUNTY HEALTH DEPARTMENT			1	100%	1
FOUNDATION LABORATORY			1	100%	1
OMAHA VA MEDICAL CENTER			1	100%	1
TEXAS HEALTH ARLINGTON MEMORIAL		1			1
LEGACY AT HIGHWOODS PRESERVE		1			1
CVS SC4286POCT EASLEY		1			1
NSPIRE HEALTHCARE PLANTATION			1	100%	1
ROYAL PALM PEDIATRICS			1	100%	1
ADVANCED RESEARCH AND DIAGNOSTIC LABORATORY UNIVERSITY OF MINNESOTA			1	100%	1
Baypoint Healthcare Center			1	100%	1
CERMAK HEALTH SERVICES			1	100%	1
NEW ERA COMMUNITY HEALTH CENTER LLC		1			1
PUBLIX PHARMACY #1114			1	100%	1
SYNERGENE LABORATORY			1	100%	1
MID FLORIDA BIOLOGICALS			1	100%	1
CLINICAL CARE CENTER, INC			1	100%	1

COVID-19: testing by laboratory

Data through Jan 25, 2021 verified as of Jan 26, 2021 at 09:25 AM

Data in this report are provisional and subject to change.

The numbers in the table below represent the number of Florida and non-Florida residents for whom test results were received by the Department of Health. A person can be tested by more than one laboratory and can have both positive and negative results. **Therefore, the sum of the numbers in each column will be larger than the total number of people tested.**

Reporting lab	Inconclusive	Negative	Positive	Percent positive	Total
ULTIMATE KIDNEY CARE			1	100%	1
CRUSADER COMMUNITY HEALTH			1	100%	1
CVS GA5637POCT VILLA RICA		1			1
BHS PHYSICIAN NETWORK			1	100%	1
ST VINCENT'S AMBULATORY CARE INC			1	100%	1
CONWAY - SHERWOOD URGENT CARE			1	100%	1
AMD			1	100%	1
ST LUCIE COUNTY HEALTH DEPARTMENT			1	100%	1
OPTUM OF HIALEAH		1			1
INLET CONCIERGE MEDICINE			1	100%	1
MEDEXPRESS URGENT CARE - BECKLEY		1			1
DEPARTMENT OF HEALTH AND ENVIRONMENTAL CONTROL			1	100%	1
LAKE MARY PEDIATRICS			1	100%	1
bishop rehabilitation and nursing center		1			1
MID FLORIDA COMMUNITY SERVICES			1	100%	1
BAPTIST HEALTH PRIMARY CARE AT DORAL			1	100%	1
CVS PA7611POCT ALLISON PARK		1			1
SC-GA2018 THE RIDGE REHABILITATION & H		1			1
VANAJA SUREDDI MD PA			1	100%	1
HELEN HAYES HOSPITAL LABORATORY		1			1
ISLANDS ASSISTED LIVING FACILITY,THE			1	100%	1
MIAMI VASCULAR SURGERY			1	100%	1
FINLAY MEDICAL RESEARCH CORP			1	100%	1
NEMOURS CHILDREN'S PRIMARY CARE, ST CLOUD			1	100%	1
Kroger 350 - The Little Clinic New Cut Road		1			1
Garden Isle Healthcare and Rehabilitation Center		1			1
PEDIATRIC ASSOCIATES - MIAMI LAKES		1			1
APS-SUMMIT CARE PHARMACY, LLC DBA OMNICARE		1			1
CARING PROFESSIONAL HEALTH CARE LLC		1			1
Long Beach Care Center			1	100%	1
WATERS EDGE ELEMENTARY SCHOOL			1	100%	1
Regency Square			1	100%	1
AVALON MEDICAL WALK IN CLINIC			1	100%	1
STANDIFER PLACE		1			1
NORDX			1	100%	1
WRIGHT PATTERSON AFB MEDICAL CENTER			1	100%	1
HEART HOSPITAL OF LAFAYETTE: EMERGENCY ROOM			1	100%	1
MARQUETTE GENERAL HOSPITAL			1	100%	1
TAMPA GENERAL MEDICAL GROUP LABORATORY HEALTHPARK			1	100%	1
Portsmouth Health and Rehab			1	100%	1
Kroger 519 - The Little Clinic Staples Mill Road		1			1
WMC HEALTH GROUP OF KISSIMMEE LLC			1	100%	1
Sears Coastal Nursing and Rehab		1			1
Virginia Gay Nursing and Rehab		1			1
CHIPLEY DIALYSIS			1	100%	1
TIMPANOGOS REGIONAL HOSPITAL			1	100%	1
BAPTIST HOSPITAL NURSING/PATIENT CARE			1	100%	1

COVID-19: testing by laboratory

Data through Jan 25, 2021 verified as of Jan 26, 2021 at 09:25 AM

Data in this report are provisional and subject to change.

The numbers in the table below represent the number of Florida and non-Florida residents for whom test results were received by the Department of Health. A person can be tested by more than one laboratory and can have both positive and negative results. **Therefore, the sum of the numbers in each column will be larger than the total number of people tested.**

Reporting lab	Inconclusive	Negative	Positive	Percent positive	Total
WESLEY MEDICAL CENTER			1	100%	1
PALMETTO PRIMARY CARE PHYSICIANS			1	100%	1
Livingston County Center for Nursing and Rehabilitation		1			1
CARENOW-MONTGOMERY			1	100%	1
NASSAU COUNTY HEALTH DEPARTMENT-FERNANDINA BEACH C		1			1
FLEMING ISLAND CENTER FOR CLINICAL RESEARCH		1			1
MEDTOWN PHARMACY			1	100%	1
RAYMOND F CARON MD			1	100%	1
Kroger 522 - The Little Clinic Gahanna		1			1
FLORIDA MEDICAL CLINIC PA GI			1	100%	1
MOUNT SINAI AVENTURA DIAGNOSTIC CENTER			1	100%	1
SKYRIDGE CLINICAL ASSOCIATES		1			1
			1	100%	1
POMPANO BEACH ARTIFICIAL KIDNEY CENTER			1	100%	1
Lemont Nursing and Rehab Center			1	100%	1
ROSE HAVEN NURSING CENTER		1			1
VA ST LOUIS HEALTH CARE SYSTEM			1	100%	1
DILELLA			1	100%	1
CVS MD1515POCT LEONARDTOWN		1			1
FIVE STAR PREMIER RESIDENCES OF POMPANO BEACH			1	100%	1
LOGAN COUNTY HOSPITAL			1	100%	1
CARE CENTERS OF NASSAU LLC MINER ROAD NORTH		1			1
GENESIS HEALTH SYSTEM			1	100%	1
OAKMONTE VILLAGE OF DAVIE			1	100%	1
Walgreens #5914		1			1
HARDEE COUNTY FIRE RESCUE		1			1
ANDREWS INSTITUTE AMBULATORY SURGERY CENTER		1			1
MERCYONE DES MOINES MEDICAL CENTER			1	100%	1
Harbert Hills Academy Nursing Home		1			1
BRONSON METHODIST HOSPITAL			1	100%	1
ST JOHN'S MEDICAL CENTER, TETON VILLAGE			1	100%	1
BLUFFTON HEALTH CENTER			1	100%	1
DEVANSH LAB WERKS		1			1
MEDICAL LIFE-INC GUIDEWELL EMERGENCY MEDICINE			1	100%	1
GATEWAY LABORATORIES		1			1
WORKFORCE HEALTH DEPARTMENT			1	100%	1
WAYNE COUNTY PUBLIC HEALTH		1			1
TRUCARE LIVING CENTERS - SELMA			1	100%	1
ACCESS HEALTH CARE PHYSICIANS LLC			1	100%	1
Moab Regional Hospital			1	100%	1
Kroger 968 - The Little Clinic Colerain Township		1			1
VALLEY HOSPITAL MEDICAL CENTER		1			1
MID-FLORIDA PATHOLOGY LLC - MOBILE UNIT # 3			1	100%	1
Courtenay Springs Village			1	100%	1
Northern Nevada State Veterans Home		1			1
MEDEXPRESS URGENT CARE - WAYNESBURG		1			1
MEDEXPRESS URGENT CARE, EDWARDSVILLE		1			1

COVID-19: testing by laboratory

Data through Jan 25, 2021 verified as of Jan 26, 2021 at 09:25 AM

Data in this report are provisional and subject to change.

The numbers in the table below represent the number of Florida and non-Florida residents for whom test results were received by the Department of Health. A person can be tested by more than one laboratory and can have both positive and negative results. **Therefore, the sum of the numbers in each column will be larger than the total number of people tested.**

Reporting lab	Inconclusive	Negative	Positive	Percent positive	Total
MINUTECLINIC LLC (2335)		1			1
EVENTIDE LUTHERAN HOME		1			1
CENTRAL FL INTERNAL MEDICINE ASSOCIATES LLC		1			1
Dulles Health and Rehab Center		1			1
BOLLES SCHOOL, THE			1	100%	1
WELL-KEY URGENT CARE SEVIERVILLE			1	100%	1
KENDALL PEDIATRICS PARTNERS LLC			1	100%	1
HEALTH CARE SERVICES LC			1	100%	1
CURA LABORATORY SERVICES			1	100%	1
KAISER PERMANENTE REGIONAL REFERENCE LABORATORY		1			1
Manor Care Health Services- Wilmington			1	100%	1
LRGHEALTHCARE		1			1
ST.ELIZABETH HEALTH CENTER	1				1
HAVASU REGIONAL MEDICAL CENTER			1	100%	1
BRUSHY CREEK FAMILY HOSPITAL			1	100%	1
PALM WEST INTERNIST PA			1	100%	1
UNITED HEALTHCARE			1	100%	1
CIMA MEDICAL CENTER			1	100%	1
INTEGRATED GENETICS SEQUENOM		1			1
CVS NC3853POCT BURLINGTON		1			1
MEDEXPRESS URGENT CARE - PATRICK STREE			1	100%	1
EDWARD HOSPITAL			1	100%	1
BUFFALO CROSSINGS HEALTHCARE AND REHABILITATION CENTER			1	100%	1
CVS OH2486POCT NILES			1	100%	1
KNOX COMMUNITY HOSPITAL			1	100%	1
CORNERSTONE OF RECOVERY INC		1			1
MARINA DEL REY HOSPITAL LAB			1	100%	1
FLORIDA DEPARTMENT OF HEALTH IN CITRUS COUNTY		1			1
APOLLOMDX LLC			1	100%	1
JUPITER PEDIATRIC ASSOCIATES, PA			1	100%	1
ADVANCE FAMILY PRACTICE LLC			1	100%	1
NICKLAUS CHILDREN'S DORAL OUTPATIENT CENTER			1	100%	1
CHIEFLAND MEDICAL CENTER			1	100%	1
CVS IN6572POCT INDIANAPOLIS		1			1
Chestnut Ridge Nursing & Rehab		1			1
FLORIDA HOSPITAL LAB			1	100%	1
SUPREME LABORATORY			1	100%	1
MEDCOR, INC			1	100%	1
JMJ FAMILY PRACTICE			1	100%	1
BL DIAGNOSTICS LLC			1	100%	1
Signature Healthcare of Georgetown		1			1
PARK AVENUE PEDIATRICS PC		1			1
HABANA HEALTH CARE CENTER			1	100%	1
MOUNT SINAI MEDICAL CENTER AVENTURA ER			1	100%	1
SHELBYVILLE HOSPITAL COMPANY		1			1
ALLIED PEDIATRICS & FAMILY MEDICINE			1	100%	1
WEILL CORNELL MEDICAL ASSOCIATES - EAST SIDE		1			1

COVID-19: testing by laboratory

Data through Jan 25, 2021 verified as of Jan 26, 2021 at 09:25 AM

Data in this report are provisional and subject to change.

The numbers in the table below represent the number of Florida and non-Florida residents for whom test results were received by the Department of Health. A person can be tested by more than one laboratory and can have both positive and negative results. **Therefore, the sum of the numbers in each column will be larger than the total number of people tested.**

Reporting lab	Inconclusive	Negative	Positive	Percent positive	Total
SANTA BARABARA ALF LLC (THE WINDSOR)			1	100%	1
Florida Baptist Retirement Center		1			1
CURELOGICS WOUND CARE & HYPERBARIC CENTER		1			1
OCALA RKC EAST HEMO #1			1	100%	1
KEY WEST HMA PHYSICIAN MANAGEMENT, LLC			1	100%	1
Sherwood Oaks Health Center			1	100%	1
UF KANAPAHA LAB BEAKER		1			1
JP MORGAN CHASE HEALTH SERVICES			1	100%	1
LANTANA HC LAB			1	100%	1
ASSOCIATES MD MEDICAL GROUP INC			1	100%	1
PROSPECT URGENT CARE			1	100%	1
EXCEL URGENT CARE OF NJ			1	100%	1
CVS IL1170POCT JOLIET		1			1
NASSAU COUNTY HEALTH DEPARTMENT		1			1
HERNANDO COUNTY HEALTH DEPT			1	100%	1
Mayfair Village Nursing Care Center		1			1
University Plaza Rehabilitation and Nursing			1	100%	1
GIBSON AREA PRIMARY CARE			1	100%	1
HENRY FORD WEST BLOOMFIELD HOSPITAL			1	100%	1
Diversicare of Smyrna		1			1
UNIVERSITY OF SOUTH FLORIDA			1	100%	1
CVS SC2250POCT COLUMBIA		1			1
BAYMEADOWS PEDIATRIC CARE		1			1
HENRY FORD HOSPITAL			1	100%	1
PREMIER PEDIATRICS			1	100%	1
Sevierville Health and Rehabilitation		1			1
ATRIA TAMARAC			1	100%	1
WALGREEN#12147		1			1
TREASURE COAST PRIMARY CARE		1			1
CAREHERE LLC			1	100%	1
Ash Flat Healthcare and Rehabilitation Center			1	100%	1
BAYFRONT HEAL WOUND CARE AND HYPERBARIC CENTER			1	100%	1
JUPITER MEDICAL CENTER INC			1	100%	1
ST MARY'S OF SAGINAW		1			1
BERKSHIRE MEDICAL CENTER			1	100%	1
ICARE		1			1
SLIDELL MEMORIAL HOSPITAL			1	100%	1
LIFELINK OF FLORIDA			1	100%	1
MADISON AT OVIEDO			1	100%	1
CVS CA9103POCT ESCONDIDO		1			1
SV MOBILE HEALTH			1	100%	1
MORGAN STANELY HEALTH CENTER		1			1
Kroger 541 - The Little Clinic Long Hollow Pike		1			1
NORTHSIDE HOSPITAL DULUTH			1	100%	1
Gulf Coast health and Rehabilitation, LLC		1			1
BAYLOR SCOTT AND WHITE MEDICAL CENTER -CENTENTENNIAL			1	100%	1
URGENT CARE OF KANSAS CITY			1	100%	1

COVID-19: testing by laboratory

Data through Jan 25, 2021 verified as of Jan 26, 2021 at 09:25 AM

Data in this report are provisional and subject to change.

The numbers in the table below represent the number of Florida and non-Florida residents for whom test results were received by the Department of Health. A person can be tested by more than one laboratory and can have both positive and negative results. **Therefore, the sum of the numbers in each column will be larger than the total number of people tested.**

Reporting lab	Inconclusive	Negative	Positive	Percent positive	Total
OCCUPATIONAL HEALTH CENTER		1			1
MEDICAL ARTS LABORATORY			1	100%	1
NORTH OKALOOSA PHYSICIAN GRP - WALK IN CLINIC			1	100%	1
JACKSBORO URGENT CARE			1	100%	1
OXY-GENLAB			1	100%	1
PREMIER FAMILY AND SPORTS MEDICINE LLC			1	100%	1
LP ELIZABETHTON		1			1
WATERBURY HOSPITAL REFERENCE LAB			1	100%	1
CALIFORNIA PUBLIC HEALTH LABORATORY			1	100%	1
Aspire Physical Recovery Center at Cahaba River		1			1
MERCY - NORTH IOWA			1	100%	1
PEACHEALTH LABORATORIES		1			1
GREATER TAMPA AT HOME			1	100%	1
CVS CA9823POCT SACRAMENTO		1			1
CLERMONT HEALTH DEPARTMENT			1	100%	1
OHIO VALLEY MANOR NURSING &		1			1
GENESIS FAMILY PRACTICE			1	100%	1
OMNI HEALTHCARE URGENT CARE			1	100%	1
JACK M MATHENY II MD			1	100%	1
MEMORIAL HOSPITAL OF TAMPA			1	100%	1
MID-FLORIDA CANCER CENTERS		1			1
BEST CARE COMMUNITY AND FAMILY HEALTH CENTER INC			1	100%	1
WESTEX URGENT CARE, PLLC			1	100%	1
MEDEXPRESS URGENT CARE - RUSSELLVILLE, W MAIN ST		1			1
ROCKLEDGE HEALTH & REHABILITATION CENTER			1	100%	1
MEDEXPRESS URGENT CARE - CONWAY		1			1
ADVENT HEALTH MEDICAL GROUP FAMILY AND INTERNAL MEDICINE AT AVALON PAR			1	100%	1
Alden North Shore			1	100%	1
HEALTH PLUS SUNRISE MEDICAL OFFICE			1	100%	1
LABORATORIO MEDICO CENTRAL CONDOMINO MD			1	100%	1
LAKE VISTA DIALYSIS			1	100%	1
Piqua Manor		1			1
CONCIERGE INTERNAL MEDICINE ASSOCIATES			1	100%	1
PLEASANT RIDGE MANOR WEST		1			1
VIRGINIA UROLOGY		1			1
Miller Health Care Center			1	100%	1
INHEALTH LIFE SCIENCES LLC			1	100%	1
KIDSVILLE PEDIATRICS III PA			1	100%	1
Life Care Center of Auburn		1			1
BAPTIST ASI			1	100%	1
ST. LUKES HOSPITAL			1	100%	1
FAMILY CARE SPECIALISTS OF ORLANDO			1	100%	1
MEDICAL ASSOCIATES OF PINELLAS - LAB			1	100%	1
CHRISTUS GOOD SHEPHERD MEDICAL CENTER			1	100%	1
Integrity Healthcare of Carbondale			1	100%	1
ST. LUKE'S HOSPITAL			1	100%	1
MIDDLETON PEDIATRICS			1	100%	1

COVID-19: testing by laboratory

Data through Jan 25, 2021 verified as of Jan 26, 2021 at 09:25 AM

Data in this report are provisional and subject to change.

The numbers in the table below represent the number of Florida and non-Florida residents for whom test results were received by the Department of Health. A person can be tested by more than one laboratory and can have both positive and negative results. **Therefore, the sum of the numbers in each column will be larger than the total number of people tested.**

Reporting lab	Inconclusive	Negative	Positive	Percent positive	Total
ADVENTHEALTH IMAGING LAKE NONA			1	100%	1
SKY RIDGE MEDICAL CENTER - MICRO			1	100%	1
SHAMRA MEDICAL LABORATORY			1	100%	1
FIU HEALTH CARE CENTER			1	100%	1
MINUTECLINIC, LLC #07876			1	100%	1
MARYLAND DEPARTMENT OF HEALTH AND MENTAL HYGIENE-LABORATORIES			1	100%	1
LAKELAND REGIONAL HEALTH GRASSLANDS		1			1
CVS MINUTE CLINIC DIAGNOSTIC MED GRP OF CAL		1			1
MEDICAL CLINIC OF HOUSTON			1	100%	1
AUTUMN HOUSE			1	100%	1
MED CHOICE CENTER OF NORTH MIAMI			1	100%	1
VIVIAN SIMMONS FAMILY PRACTICE			1	100%	1
PCR DIAGNOSTICS			1	100%	1
CHP COVID-19 (TX)			1	100%	1
CELEBRATION FAMILY PHYSICIANS LLC			1	100%	1
FAMILY PRACTICE ASSOCIATES		1			1
NORTH WEST FLORIDA DIAGNOSTIC ENOCRINOLOGY CLINIC			1	100%	1
HOSPICE OF MARION COUNTY INC			1	100%	1
ACCURATE HEALTH SERVICES CORP			1	100%	1
MICROBIOLOGY DEPARTMENT			1	100%	1
DOCTORS CARE OF PALM COAST			1	100%	1
MORNINGSIDE NURSING AND REHABILITATION		1			1
RM PHARMACY SERVICES INC		1			1
CONVENIENT MEDICAL AND HEALTH SERVICES			1	100%	1
LARKIN COMMUNITY HOSPITAL PALM SPRINGS CAMPUS			1	100%	1
NEW ERA HEALTH CENTER INC		1			1
KINGWOOD EMERGENCY HOSPITAL			1	100%	1
UMMC MIDTOWN CAMPUS			1	100%	1
HACKENSACK UNIVERSITY MEDICAL CENTER		1			1
ADVENTHEALTH MEDICAL GROUP COMMUNITY MEDICINE			1	100%	1
DE TAR HOSPITAL			1	100%	1
DIVERSE MEDICAL CARE LLC			1	100%	1
Longwood Community Living Center		1			1
CARE STATION MEDICAL GROUP		1			1
Waddell Nursing & Rehab Center		1			1
CHILTON MEDICAL CENTER		1			1
Providence of Sparta Health and Rehabilitation		1			1
HYDE PARK MEDICAL CENTER		1			1
INNOVATIVE GENOMICS, LLC			1	100%	1
Brookdale Southside			1	100%	1
BROOKDALE FORT MYERS LAKES PARK			1	100%	1
PROGRESS PHARMACY INC			1	100%	1
UPMC NORTHWEST HOSPITAL			1	100%	1
BRANDON OUTREACH CLINIC			1	100%	1
Kroger 672 - The Little Clinic Bill Kennedy & Glenwood		1			1
WALK-IN MEDICAL CARE			1	100%	1
NORTH FLORIDA CHILD DEVELOPMENT, INC			1	100%	1

COVID-19: testing by laboratory

Data through Jan 25, 2021 verified as of Jan 26, 2021 at 09:25 AM

Data in this report are provisional and subject to change.

The numbers in the table below represent the number of Florida and non-Florida residents for whom test results were received by the Department of Health. A person can be tested by more than one laboratory and can have both positive and negative results. **Therefore, the sum of the numbers in each column will be larger than the total number of people tested.**

Reporting lab	Inconclusive	Negative	Positive	Percent positive	Total
MODERN URGENT CARE			1	100%	1
MOSAIC MEDICAL CENTER MARYVILLE			1	100%	1
GEORGETOWN URGENT CARE			1	100%	1
Kroger 523 - The Little Clinic Dickson			1	100%	1
NORTH CAROLINA STATE LABORATORY OF PUBLIC HEALTH, SPECTRUM LAB NETWORK			1	100%	1
LIFESPAN HEALTH - SELMER		1			1
MERCY GENERAL HOSPITAL			1	100%	1
CRYSTAL RIVER FIRE DEPARTMENT			1	100%	1
UNIVERSITY OF MIAMI PRIMARY CARE SITE UMHC 3039			1	100%	1
VIP FAMILY PRACTICE			1	100%	1
FHCP ASC - ORANGE CITY			1	100%	1
NEWTON MEMORIAL HOSPITAL		1			1
CVS OH3476POCT TIPP CITY		1			1
Sanford Health & Rehabilitation			1	100%	1
CVS OH4359POCT HUDSON		1			1
UPSON REGIONAL MEDICAL CENTER			1	100%	1
FAMILY MEDICAL CLINIC HOMESTEAD, LLC			1	100%	1
NFRC CLINICAL LAB			1	100%	1
CVS OH3458POCT BEAVERCREEK		1			1
DIVERSICARE OF BIG SPRINGS		1			1
ASSISTED LIVING AT TREZEVANT		1			1
FLORIDA HOSPITAL TRANSPLANT CENTER		1			1
YOUR HEALTH PEDIATRICS			1	100%	1
TERRELL URGENT CARE			1	100%	1
HEALTH ALLIANCE			1	100%	1
LCMC LAB SUBSECTION		1			1
Lutheran Community at Telford		1			1
PENNY PEDIATRICS		1			1
NORTH OKALOOSA CLINIC CORP		1			1
SUTTER GOULD MEDICAL FOUNDATION			1	100%	1
ELLIS HOSPITAL URGENT CARE CENTER LAB		1			1
VETERANS AFFAIRS MEDICAL CENTER - EAST ORANGE			1	100%	1
PARKWAY DRUGS OF ONEIDA COUNTY NORTH I		1			1
CATHEDRAL GERONTOLOGY CENTER DBA CATHEDRAL CARES			1	100%	1
SOUTHERN BREEZE HEALTHCARE			1	100%	1
Chatham Nursing and Rehab Center		1			1
The Palms Nursing and Rehabilitation		1			1
UHS BINGHAMTON GENERAL			1	100%	1
Kroger 395 - The Little Clinic Blanchester		1			1
FAMILY MEDICAL CENTERS			1	100%	1
Hearthstone Nursing and Rehabilitation Center		1			1
ENCOMPASS HEALTH REHABILITATION OF ALTAMONTE			1	100%	1
KANSAS CITY VA MEDICAL CENTER			1	100%	1
PROVIDENCE ST PETER HOSPITAL		1			1
ST. PETERSBURG PEDIATRICS-SEMINOLE			1	100%	1
FREDERICK AVENUE GROUP HOME		1			1
CVS NC7047POCT DURHAM		1			1

COVID-19: testing by laboratory

Data through Jan 25, 2021 verified as of Jan 26, 2021 at 09:25 AM

Data in this report are provisional and subject to change.

The numbers in the table below represent the number of Florida and non-Florida residents for whom test results were received by the Department of Health. A person can be tested by more than one laboratory and can have both positive and negative results. **Therefore, the sum of the numbers in each column will be larger than the total number of people tested.**

Reporting lab	Inconclusive	Negative	Positive	Percent positive	Total
MIAMI-DADE COUNTY HEALTH DEPT.		1			1
Cornerstone at the Ranch		1			1
CVS NV9841POCT RENO			1	100%	1
DELAWARE DEPARTMENT OF HEATH			1	100%	1
DONALSONVILLE HOSPITAL			1	100%	1
Kroger 407 - The Little Clinic Lexington		1			1
TARRYTOWN PHARMACY			1	100%	1
TREASURE COAST MEDICAL CONCIERGE LLC			1	100%	1
RAPID CITY REGIONAL HOSPITAL -579 ATTN. LABORATORY		1			1
TUNIS STREET GROUP HOME		1			1
ANSWERS RESOURCE FACILITY		1			1
MEDICAL CENTER OF CENTRAL GEORGIA			1	100%	1
BMC/NASSAU			1	100%	1
NHC Chattanooga			1	100%	1
MEDEXPRESS URGENT CARE - ST CLAIR, CLOVER DR.		1			1
RIVIERA BEACH HEALTH CENTER LAB			1	100%	1
DOCTORS HEARING			1	100%	1
Harris Hill Nursing Facility		1			1
WEST VIRGINIA LABORATORIES			1	100%	1
MENORAH MANOR			1	100%	1
Kroger 126 - The Little Clinic Cottonwood		1			1
NONA PEDIATRIC CENTER			1	100%	1
ADVENTHEALTH DURAND			1	100%	1
MEDEX CLINIC LLC			1	100%	1
DEVLIN MANOR NURSING AND REHABILITATION		1			1
Dugan Memorial Home		1			1
Eagle Health and Rehabilitation		1			1
SUMMIT LABORATORY			1	100%	1
Kroger 379 - The Little Clinic Stony Brook		1			1
Kroger 524 - The Little Clinic Iron Bridge Road		1			1
CITRUS HEALTH NETWORK INC			1	100%	1
MC DIAGNOSTIC OF CONNECTICUT, PC #114		1			1
NORTHWEST FLORIDA SPECIALTY PHYSICIANS LLC		1			1
LOUIS STOKES CLEVELAND VA MEDICAL CENTER			1	100%	1
OPTUM PRIMARY CARE			1	100%	1
SOUTHWEST ORLANDO FAMILY MEDICINE, PL			1	100%	1
PINNACLE DIALYSIS		1			1
CIRRUS DX			1	100%	1
THE HOSPITALS OF PROVIDENCE EMERGENCY ROOM			1	100%	1
CARBON HEALTH			1	100%	1
Crowne Place Assisted Living		1			1
Lynwood		1			1
MEDICAL CENTER			1	100%	1
MISSION HOSPITAL			1	100%	1
Kroger 419 - The Little Clinic Farmington/Exeter		1			1
COLLIER BLVD HMA PHYSICIANS MANAGEMENT LLC			1	100%	1
CEPERO PEDIATRICS PA			1	100%	1

COVID-19: testing by laboratory

Data through Jan 25, 2021 verified as of Jan 26, 2021 at 09:25 AM

Data in this report are provisional and subject to change.

The numbers in the table below represent the number of Florida and non-Florida residents for whom test results were received by the Department of Health. A person can be tested by more than one laboratory and can have both positive and negative results. **Therefore, the sum of the numbers in each column will be larger than the total number of people tested.**

Reporting lab	Inconclusive	Negative	Positive	Percent positive	Total
FAMILY MEDICAL CENTRE			1	100%	1
AURORA HEALTH CARE METRO INC			1	100%	1
UT HEALTH RIO GRANDE VALLEY PRIMARY CARE AT			1	100%	1
Caldwell Care		1			1
NATION'S BEST CARE HOME HEALTH			1	100%	1
CLINICAL CARE, INC			1	100%	1
NEW SMYRNA BEACH AMBULATORY CARE CTR			1	100%	1
LEXINGTON PLACE SENIOR LIVING COMMUNITY		1			1
Jersey City Medical Center		1			1
DOCTORS CARE - GREER		1			1
CVS AZ5026POCT MESA		1			1
ADVENTHEALTH MEDICAL GROUP OBSTETRICS			1	100%	1
SUNCREST OMNI		1			1
BRIDGEWATER PARK ASSISTED LIVING LLC			1	100%	1
LOUNDY		1			1
EMERGENCY CARE SERVICES LAB AT JFK MEDICAL CENTER			1	100%	1
SEASONS HOSPICE AND PALLIATIVE CARE OF			1	100%	1
ST. MICHAEL'S ELITE HOSPITAL			1	100%	1
RICHICHI FAMILY HEALTH			1	100%	1
LANCASHIRE HALL NURSING AND REHABILITATION CENTER		1			1
IVY ROSEN MD PLLC		1			1
PINEVILLE PHARMACY			1	100%	1
Kroger 753 - The Little Clinic Goss Avenue		1			1
BAPTIST HOSPITAL LABORATORY			1	100%	1
MERITER LABORATORIES			1	100%	1
PRINCIPLE DIAGNOSTICS LLC			1	100%	1
DEPARTMENT OF HEALTH SERVICES			1	100%	1
ANCHOR CARE AND REHABILITATION CENTER		1			1
WELLMED AT FORT PIERCE		1			1
CULVER CITY URGENT CARE			1	100%	1
WEST BOCA MEDICAL CENTER			1	100%	1
MINUTECLINIC DIAGNOSTIC OF NEW MEXICO LLC #7552		1			1
CLINICAL PATHOLOGY LABORATORIES SOUTHEAST INC			1	100%	1
ELEMENTS PHARMACY			1	100%	1
WEST DADE PEDIATRICS			1	100%	1
COMMUNITY PHYSICIANS OF NORTH PORT PA			1	100%	1
MIDWAY SPECIALTY CARE CENTER INC		1			1
MEMORIAL HEALTH UNIVERSITY MEDICAL CENTER			1	100%	1
PHYSICIANS URGENT CARE			1	100%	1
Waters of Covington		1			1
DW MCMILLAN MEMORIAL HOSPITAL LABORATORY			1	100%	1
TMH PHYSICIAN PARTNERS QUINCY			1	100%	1
SUNCOAST COMMUNITY HEALTH CENTERS INC		1			1
MIL LAKE HEALTHCARE CENTER INC PEDIATRICS			1	100%	1
COMMONWEALTH OF VIRGINIA DIVISION OF CONSOLIDATED LABORATORY SERVICES			1	100%	1
Eddy Memorial Geriatric Center		1			1
PROVIDENCE ST. PATRICK HOSPITAL			1	100%	1

COVID-19: testing by laboratory

Data through Jan 25, 2021 verified as of Jan 26, 2021 at 09:25 AM

Data in this report are provisional and subject to change.

The numbers in the table below represent the number of Florida and non-Florida residents for whom test results were received by the Department of Health. A person can be tested by more than one laboratory and can have both positive and negative results. **Therefore, the sum of the numbers in each column will be larger than the total number of people tested.**

Reporting lab	Inconclusive	Negative	Positive	Percent positive	Total
SILVERMAN			1	100%	1
Trucare Living Centers - Columbus		1			1
MALUHIA		1			1
TANGLEWOOD MANOR		1			1
CENTRAL TX MEDICAL CENTER - LAB			1	100%	1
CFCH - FROSTPROOF			1	100%	1
JOSEPH SCHENKER MD PC		1			1
PHYSICIAN ASSOCIATES, LLC			1	100%	1
WINTER PARK MEMORIAL HOSPITAL LABORATORY		1			1
FLAGLER CARE CENTER			1	100%	1
COLLINS NURSING HOME		1			1
DEBORAH HEART AND LUNG CENTER		1			1
PHYSICIANS PREMIER			1	100%	1
Central Park Healthcare & Rehabilitation Center		1			1
CELEBRATION HOSPITAL			1	100%	1
ALPHA 1 ANTITRYPSIN RESEARCH PROGRAM			1	100%	1
DIXIE REGIONAL MEDICAL CENTER			1	100%	1
SONNI'S PEDIATRICS			1	100%	1
HCL LABORATORIES			1	100%	1
CHESAPEAKE REGIONAL MEDICAL CENTER			1	100%	1
CVS NC7588POCT ASHEVILLE		1			1
MEDAC AT PORTERS NECK			1	100%	1
ASPIRUS WAUSAU HOSPITAL			1	100%	1
MIAMI CEREBRAL PALSY RESIDENTIAL			1	100%	1
IZ MEDICAL		1			1
MINNESOTA DEPARTMENT OF HEALTH LABORATORY			1	100%	1
WW Chem Auto SS			1	100%	1
SOMERSET			1	100%	1
RIVERSIDE COUNTY PUBLIC HEALTH LABORATORY			1	100%	1
BROOKDALE VERO BEACH SOUTH AL		1			1
CVS IL8753POCT CHICAGO		1			1
CARENOW URGENT CARE - SPRING			1	100%	1
UNIVERSITY URGENT CARE			1	100%	1
RIDGEFIELD PEDIATRIC ASSOCIATES		1			1
MEDCARE QUALITY MEDICAL CENTER LLC			1	100%	1
LADY OF THE SEA HOSPITAL LAB			1	100%	1
MEDEXPRESS URGENT CARE - BENTON		1			1
GRAND VILLA OF LAKELAND		1			1
Juniper Village at Bucks County		1			1
BAPTIST HEALTH SURGERY CENTER			1	100%	1
CVS PA2582POCT SPRINGFIELD		1			1
OHIOHEALTH URGENT CARE			1	100%	1
MEDEXPRESS URGENT CARE - MARTINSVILLE		1			1
ALLEGHENY GENERAL HOSPITAL			1	100%	1
BAPTIST HEALTH EXPRESS CARE			1	100%	1
ABBOTT LABORATORIES - OCCUPATIONAL HEALTH SERVICES			1	100%	1
MEDEXPRESS URGENT CARE - MYLAN			1	100%	1

COVID-19: testing by laboratory

Data through Jan 25, 2021 verified as of Jan 26, 2021 at 09:25 AM

Data in this report are provisional and subject to change.

The numbers in the table below represent the number of Florida and non-Florida residents for whom test results were received by the Department of Health. A person can be tested by more than one laboratory and can have both positive and negative results. **Therefore, the sum of the numbers in each column will be larger than the total number of people tested.**

Reporting lab	Inconclusive	Negative	Positive	Percent positive	Total
TREASURE COAST COMMUNITY HEALTH INC			1	100%	1
CORPUS CHRISTI MEDICAL CENTER			1	100%	1
Kroger 49 - The Little Clinic Wichita - 21st St.			1	100%	1
SOUTHERN WINDS			1	100%	1
DEACONESS URGENT CARE CENTER			1	100%	1
ASCENSION ST VINCENT'S - WESTSIDE			1	100%	1
HEARTLAND REGIONAL MEDICAL CENTER		1			1
PEDIATRIC PARTNERS OF ZEPHYRHILLS PA			1	100%	1
HOME AIDE SVC OF EASTERN NY INC D/B/A		1			1
NEW RIVER HEALTH DISTRICT			1	100%	1
1ST CHOICE URGENT CARE CENTER LLC			1	100%	1
PALM COAST DRAW STATION/AMERICAN HEALTH ASSOCIATES		1			1
Manor Care Health Care Services - Williamsport North		1			1
Villages of St.Peters		1			1
LABONE		1			1
LOUISIANA STATE LAB			1	100%	1
AUGUSTA HEALTH CLINICAL LABORATORY			1	100%	1
WEST COAST CLINICAL LABS INC			1	100%	1
HOUSTON DEPARTMENT OF HEALTH AND HUMAN SERVICES			1	100%	1
NAVARRO MEDICAL CENTERS LLC			1	100%	1
SANDALWOOD NURSING CENTER		1			1
SWIFTCARE URGENT CARE, PLLC			1	100%	1
ENCOMPASS HEALTH REHABILITATION			1	100%	1
MEMORIAL HERMANN HOSPITAL			1	100%	1
Avera Sr. James Care Center		1			1
UMASS MEMORIAL MEDICAL CENTER, INC		1			1
ALIMETRIX INC		1			1
GUIDEWELL EMERGENCY MEDICINE DOCTORS LLC #33			1	100%	1
SUMMIT URGENT CARE PS			1	100%	1
Parkview Care Center			1	100%	1
HEALGEN SCIENTIFIC			1	100%	1
DOCTORS AFTER HOURS URGENT CARE CENTER			1	100%	1
DR JAMES D FORBES FAMILY CARE CENTER			1	100%	1
UNLIMITED MEDICAL SERVICES OF FL PL DBA		1			1
Kroger 768 - The Little Clinic Leestown Rd		1			1
ODYSSEY HEALTH CARE OF MARION COUNTY LLC		1			1
SOUTHEASTERN INTEGRATED MEDICAL PL			1	100%	1
MEA PRIMARY CARE PLUS BYRAM			1	100%	1
LEE MEMORIAL HOSPITAL OUTPATIENT SURGERY CENTER			1	100%	1
MISSOURI DEPARTMENT OF HEALTH AND SENIOR SERVICES - STATE PH LAB		1			1
APPLECARE URGENT CARE KINGSLAND			1	100%	1
BICKERTON, DAWN		1			1
SUSAN F. WILLIAMS M.D., P.A.			1	100%	1
GOSHEN MEDICAL CENTER			1	100%	1
Excel Care Center			1	100%	1
MINUTECLINIC DIAGNOSTICS OF OKLAHOMA		1			1
DIAMOND SPEEDWAY DIALYSIS			1	100%	1

COVID-19: testing by laboratory

Data through Jan 25, 2021 verified as of Jan 26, 2021 at 09:25 AM

Data in this report are provisional and subject to change.

The numbers in the table below represent the number of Florida and non-Florida residents for whom test results were received by the Department of Health. A person can be tested by more than one laboratory and can have both positive and negative results. **Therefore, the sum of the numbers in each column will be larger than the total number of people tested.**

Reporting lab	Inconclusive	Negative	Positive	Percent positive	Total
WELLMED AT LINEBAUGH AVE			1	100%	1
RESIDENCES AT MIAMI / REIGN GARDENS LLC, THE			1	100%	1
ADVENTHEALTH MEDICAL GROUP PEDIATRICS DIABETES &			1	100%	1
Kroger - KR070300083			1	100%	1
XSTREMEMD			1	100%	1
MERITUS MEDICAL CENTER			1	100%	1
ADVANCED HEALTHCARE ASSOCIATES		1			1
DOCTORS CARE - AIKEN MALL			1	100%	1
PROGRESSIVE MEDICAL LAB LLC			1	100%	1
CYPRESS VILLAGE REHAB CENTER		1			1
UNIVERSITY OF BALTIMORE WASHINGTON MEDICAL CENTER			1	100%	1
REEVES COUNTY HOSPITAL DISTRICT			1	100%	1
WVU MEDICINE AT SUNCREST TOWNE CENTRE			1	100%	1
SUMMIT COUNTY PUBLIC HEALTH DEPARTMENT			1	100%	1
CAMBRIDGE HEALTH ALLIANCE			1	100%	1
COVID TESTING LLC			1	100%	1
PARRISH MEDICAL GROUP			1	100%	1
GIFFORD MEMORIAL HOSPITAL		1			1
MINUTECLINIC DIAGNOSTIC OF OHIO #5060		1			1
The Pines at Poughkeepsie Center for Nursing and Rehabilitation		1			1
BAYCARE OUTREACH LAB AT NEW TAMPA			1	100%	1
CARESOUTH HHA HOLDINGS OF THE TREASURE COAST LLC			1	100%	1
BOULDER COMMUNITY HOSPITAL			1	100%	1
VA CBOC			1	100%	1
TLC MEDICAL			1	100%	1
Kroger 426 - The Little Clinic Suwanee		1			1
DIAGNOSTIC GROUP INTEGRATED HEALTHCARE			1	100%	1
Kroger 130 - The Little Clinic Colorado Springs		1			1
ADVENTHEALTH MEDICAL GROUP SENIOR HEALTH AT			1	100%	1
NEW HORIZON PRIMARY CARE LLC			1	100%	1
SACRED HEART MEDICAL CENTER			1	100%	1
PM PEDIATRICS OF BAYSIDE, PLLC - RIVE		1			1
2504-HOMEWOOD		1			1
WESTCOAST FAMILY PRACTICE		1			1
METRO HEALTH HOSPITAL LABORATORY		1			1
MARTIN HEALTH PHYSICIAN GROUP			1	100%	1
WALGREENS #10308		1			1
GATEWAY FAMILY HEALTH CLINIC			1	100%	1
COVE AT THE MARBELLA,THE			1	100%	1
Autumn Care of Suffolk		1			1
RENOWN REGIONAL MEDICAL CENTER			1	100%	1
CVS NE2741POCT LA VISTA		1			1
Kroger 481 - The Little Clinic Houston Levee		1			1
SOUTHWOOD HEALTHCARE CENTER		1			1
NEW YORK UNIVERSITY MEDICAL CENTER			1	100%	1
CENTRAL CAROLINA HOSPITAL			1	100%	1
CVS NC7213POCT MATTHEWS		1			1

COVID-19: testing by laboratory

Data through Jan 25, 2021 verified as of Jan 26, 2021 at 09:25 AM

Data in this report are provisional and subject to change.

The numbers in the table below represent the number of Florida and non-Florida residents for whom test results were received by the Department of Health. A person can be tested by more than one laboratory and can have both positive and negative results. **Therefore, the sum of the numbers in each column will be larger than the total number of people tested.**

Reporting lab	Inconclusive	Negative	Positive	Percent positive	Total
ALBANY MEDICAL CENTER			1	100%	1
UNIVERSITY OF VERMONT MEDICAL CENTER			1	100%	1
MEMORIAL HOSPITAL - BELLEVILLE			1	100%	1
TCPA CLINICAL LABORATORIES			1	100%	1
STEWART MEDICAL GROUP INC			1	100%	1
JOSHUA E CHESIR MD		1			1
PUBLIX PHARMACY # 1236			1	100%	1
REGIONAL MED CTR BAYONET POINT			1	100%	1
CENTRAL FLORIDA HOSPITALIST			1	100%	1
LAKELAND MEDICAL CENTER			1	100%	1
SOUTHEASTERN HEALTH FACILITES, INC		1			1
Alden Lincoln Park			1	100%	1
FRESENIUS KIDNEY CARE			1	100%	1
TMH CANCER CENTER LABORATORY			1	100%	1
Holly Hill Healthcare Center			1	100%	1
FLORIDA STATE HOSPITAL CLINICAL LABORATORY		1			1
PELICAN STATE OUTPATIENT CENTER			1	100%	1
ROYAL OAK MEDICAL CENTER LLC DBA CHARACTER FAMILY			1	100%	1
ADAMS COUNTY HEALTH DEPARTMENT			1	100%	1
NORTH RIVER FAMILY HEALTH CENTER			1	100%	1
EAST FL CORE LAB			1	100%	1
URGENT TEAM - NASHVILLE		1			1
BROOKS REHAB			1	100%	1
NORTH BROWARD MEDICAL CENTER			1	100%	1
INNOVATIVE CARE II LLC			1	100%	1
KROGER 915 - THE LITTLE CLINIC ANDERSON			1	100%	1
GATEWAY HEALTHCARE, PC			1	100%	1
ELKHART GENERAL HOSPITAL			1	100%	1
MEMORIALCARE LONG BEACH MEDICAL CENTER			1	100%	1
UNIVERSITY OF MARYLAND PATHOLOGY ASSOCIATES			1	100%	1
EXPRESS PHARMACY INC		1			1
UMASS MEMORIAL/MARLBORO HOSPITAL			1	100%	1
ADVANCED INDIVIDUALIZED MEDICINE OF NAPLES			1	100%	1
NORTHERN KENTUCKY HEALTH DEPARTMENT			1	100%	1
Peninsula Nursing and Rehabilitation Center		1			1
VERITAS GENETICS, INC.			1	100%	1
MEMORIAL HOSPITAL MIRAMAR WAIVED TESTING			1	100%	1
HAYS CLINICAL LAB			1	100%	1
WillowBrooke Court at Westminster Village		1			1
MEMORIAL HERMANN MEDICAL GROUP-ATASCOCITA PEDS			1	100%	1
WINTER GARDEN CHILDREN'S HEALTH CENTERS			1	100%	1
CVS NC4165POCT BREVARD			1	100%	1
Kroger 57 - The Little Clinic Jay C Charlestown		1			1
MEDERI CARETENDERS			1	100%	1
UNIVERSITY OF NORTH CAROLINA HOSPITALS			1	100%	1
ESOTERIC LAB			1	100%	1
THOMAS HOSPITAL			1	100%	1

COVID-19: testing by laboratory

Data through Jan 25, 2021 verified as of Jan 26, 2021 at 09:25 AM

Data in this report are provisional and subject to change.

The numbers in the table below represent the number of Florida and non-Florida residents for whom test results were received by the Department of Health. A person can be tested by more than one laboratory and can have both positive and negative results. **Therefore, the sum of the numbers in each column will be larger than the total number of people tested.**

Reporting lab	Inconclusive	Negative	Positive	Percent positive	Total
Brio of Johnston		1			1
CLEVELAND CLINIC AKRON GENERAL			1	100%	1
COLUMBIA CREST CARE & RAHAB		1			1
Kroger 825 - The Little Clinic Dorothy Lane		1			1
Vi at Aventura		1			1
DAUGHTERS OF SARAH NURSING CENTER		1			1
ELATION HEALTH		1			1
TRIPLE O MEDICAL SERVICES INC			1	100%	1
Kroger - KRO70600172		1			1
BARRINGTON TERRACE NAPLES			1	100%	1
MINUTECLINIC # 21110			1	100%	1
NEW YORK PRESBYTERIAN HOSPITAL			1	100%	1
ORLANDO ORTHOPAEDIC CENTER			1	100%	1
CLINICAL TRIALS OF TAMPA LLC		1			1
ALL CARE URGENT CARE			1	100%	1
CVS OH6164POCT DELAWARE		1			1
MY URGENT CARE CLINIC			1	100%	1
ACCOMPLISHED HOME CARE		1			1
CROSS CREEK HEALTH CARE		1			1
Bethany Manor		1			1
Georgiana Health and Rehabilitation, LLC		1			1
Mountain View Manor			1	100%	1
SOUTHWOOD NURSING & RETIREMENT CENTER		1			1
MOORE CLINICAL RESEARCH INC			1	100%	1
INSTANT MEDICAL CARE CENTER			1	100%	1
CHC SOUTHWEST FLORIDA LAB-LIVE			1	100%	1
ALLIANCE MD DIRECT PRIMARY CARE			1	100%	1
FAST PACE URGENT CARE			1	100%	1
LIBERTY HEALTH CENTER			1	100%	1
DEVLAB, LLC			1	100%	1
CVS PA2687POCT EXTON		1			1
PIONEER CLINICAL RESEARCH LLC			1	100%	1
ACUPATH LABORATORIES INC			1	100%	1
LAKEVIEW REGIONAL HOSPITAL			1	100%	1
MEDICAL SPECIALISTS OF THE PALM BEACHES INC			1	100%	1
Total	76,545	14,393,554	2,138,319	13%	16,608,418