

COVID-19: summary of cases and monitoring

Data through Jan 18, 2021 verified as of Jan 19, 2021 at 09:25 AM

Data in this report are provisional and subject to change.

Cases: people with positive PCR or antigen test result

Total cases	1,589,097
Florida residents	1,560,015
Non-Florida residents	29,082
Type of testing	
Florida residents	1,560,015
Positive by BPHL/CDC	56,019
Positive by commercial/hospital lab	1,503,996
PCR positive	1,302,326
Antigen positive	257,689
Non-Florida residents	29,082
Positive by BPHL/CDC	740
Positive by commercial/hospital lab	28,342
PCR positive	20,834
Antigen positive	8,248
Characteristics	
Florida residents hospitalized	68,478
Florida resident deaths	24,436
Non-Florida resident deaths	384

Hospitalized counts include anyone who was hospitalized at some point during their illness. It does not reflect the number of people currently hospitalized.

More information on deaths identified through death certificate data is available on the National Center for Health Statistics website at www.cdc.gov/nchs/nvss/vsrr/COVID19/index.htm.

Cases: people with positive PCR or antigen test result

Risk factors for Florida residents

Traveled	13,018
Contact with a known case	582,551
Traveled and contact with a known case	17,669
Neither	946,777
No travel and no contact	178,574
Travel is unknown	564,848
Contact is unknown	343,152
Contact is pending	371,176

Travel can be unknown and contact can be unknown or pending for the same case, these numbers will sum to more than the "neither" total.

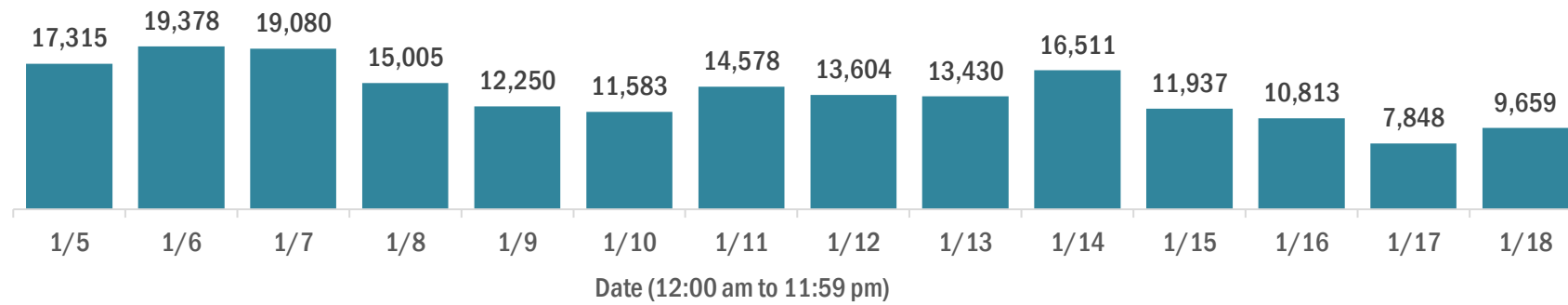
COVID-19: summary of laboratory testing

Data through Jan 18, 2021 verified as of Jan 19, 2021 at 09:25 AM

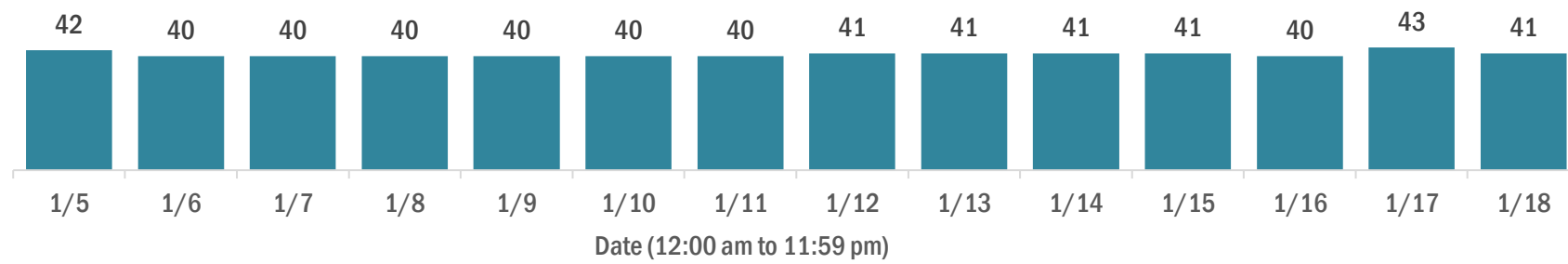
Data in this report are provisional and subject to change.

Cases in Florida residents per day for the past 2 weeks

Number of cases per day



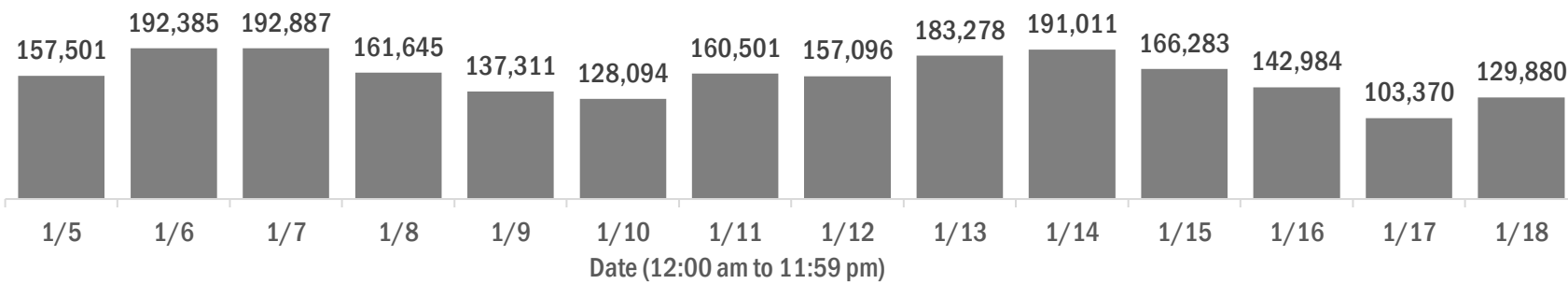
Median age of cases by day



Laboratory testing for Florida residents over the past 2 weeks

Number of Florida residents tested per day

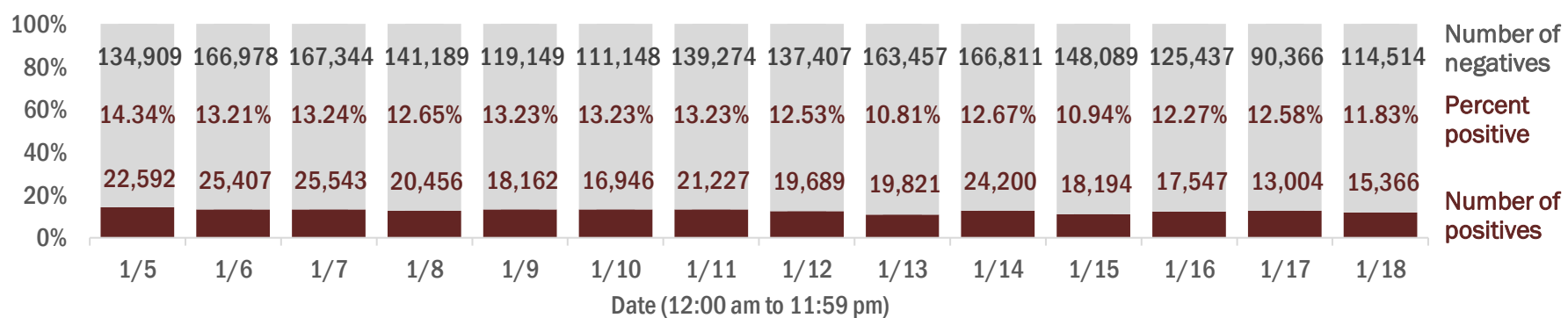
These counts include the number of people for whom the Department received PCR or antigen laboratory results by day. People tested on multiple days will be included for each day a new result was received. A person is only counted once for each day they are tested, regardless of whether multiple specimens are tested or multiple results are received.



Number and percent of Florida residents with positive test results

The percent of positive results ranged from 10.81% to 14.34% over the past 2 weeks and was 11.83% yesterday.

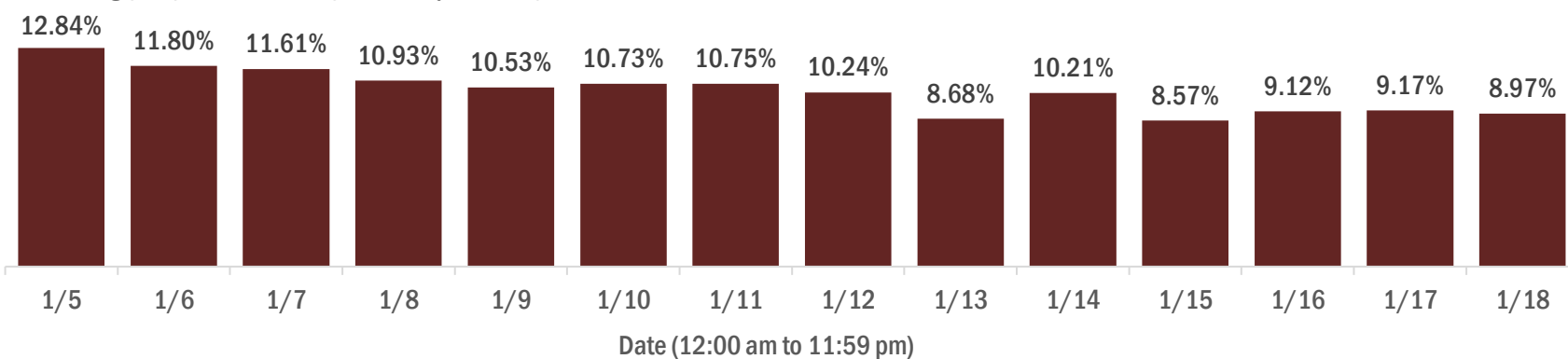
These counts include the number of people for whom the Department received PCR or antigen laboratory results by day. People tested on multiple days will be included for each day a new result was received. A person is only counted once for each day they are tested, regardless of whether multiple specimens are tested or multiple results are received. If a person has a positive specimen and a negative specimen in the same day, only the positive result is counted.



Percent positivity for new cases in Florida residents

The percent of positive results ranged from 8.57% to 12.84% over the past 2 weeks and was 8.97% yesterday.

This percent is the number of people who test PCR- or antigen-positive for the first time divided by all the people tested that day, excluding people who have previously tested positive.



COVID-19: characteristics of 29,082 Florida resident cases

Data through Jan 18, 2021 verified as of Jan 19, 2021 at 09:25 AM

Data in this report are provisional and subject to change.

Age group	Cases	Hospitalizations	Deaths
0-4 years	29,085	2%	456
5-14 years	87,696	6%	418
15-24 years	240,898	15%	1,731
25-34 years	275,979	18%	3,476
35-44 years	242,920	16%	5,255
45-54 years	239,204	15%	7,994
55-64 years	205,098	13%	11,690
65-74 years	130,141	8%	14,069
75-84 years	72,589	5%	13,887
85+ years	35,210	2%	9,497
Unknown	1,195	0%	5
Total	1,560,015	68,478	24,436

Gender	Cases
Female	813,435
Male	734,849
Unknown	11,731
Total	1,560,015

Ethnicity	Cases	Hospitalizations	Deaths
Hispanic	491,044	31%	17,905
Non-Hispanic	725,605	47%	47,000
Unknown	343,366	22%	3,573
Total	1,560,015	68,478	24,436

Race and ethnicity	Cases	Hospitalizations	Deaths
White	849,080	54%	44,099
Hispanic	326,432	21%	12,638
Non-Hispanic	457,698	29%	30,002
Unknown	64,950	4%	1,459
Black	204,163	13%	14,461
Hispanic	11,621	1%	600
Non-Hispanic	174,413	11%	13,529
Unknown	18,129	1%	332
Other race	224,548	14%	7,817
Hispanic	114,066	7%	4,216
Non-Hispanic	76,210	5%	3,234
Unknown	34,272	2%	367
Unknown race	282,224	18%	2,101
Hispanic	38,925	2%	451
Non-Hispanic	17,284	1%	235
Unknown	226,015	14%	1,415
Total	1,560,015	68,478	24,436

Hospitalization counts include anyone who was hospitalized at some point during their illness. It does not reflect the number of people currently hospitalized. **Other race** includes any person with a race of American Indian/Alaskan native, Asian, native Hawaiian/Pacific Islander, or other.

COVID-19: deaths in Florida residents and staff of long-term care facilities

Data through Jan 18, 2021 verified as of Jan 19, 2021 at 09:25 AM

Data in this report are provisional and subject to change.

For current cases in residents or staff of long-term care facilities, please visit: <https://floridahealthcovid19.gov/>

County	Deaths		County	Deaths		County	Deaths	
Dade	937	10%	Martin	134	2%	Okeechobee	16	0%
Palm Beach	880	10%	Hernando	129	1%	Calhoun	13	0%
Pinellas	753	8%	Osceola	117	1%	Gadsden	12	0%
Broward	545	6%	Charlotte	105	1%	Gulf	12	0%
Hillsborough	464	5%	Clay	91	1%	Washington	12	0%
Polk	381	4%	Indian River	91	1%	Baker	11	0%
Brevard	315	4%	Jackson	80	1%	Jefferson	10	0%
Lee	305	3%	Leon	72	1%	Holmes	8	0%
Duval	304	3%	St. Johns	64	1%	Lafayette	8	0%
Sarasota	300	3%	Bay	63	1%	Desoto	7	0%
Orange	293	3%	Highlands	60	1%	Wakulla	7	0%
Volusia	228	3%	Suwannee	56	1%	Bradford	5	0%
St. Lucie	212	2%	Santa Rosa	51	1%	Levy	4	0%
Marion	204	2%	Alachua	48	1%	Flagler	3	0%
Seminole	194	2%	Columbia	43	0%	Monroe	3	0%
Escambia	188	2%	Sumter	36	0%	Taylor	3	0%
Pasco	167	2%	Nassau	28	0%	Hardee	2	0%
Collier	163	2%	Putnam	23	0%	Dixie	1	0%
Manatee	160	2%	Walton	21	0%	Liberty	1	0%
Citrus	148	2%	Hendry	20	0%	Total	8,925	
Lake	144	2%	Madison	18	0%			
Okaloosa	135	2%	Gilchrist	17	0%			

Note: cases are summarized by the county of usual residence. Residents and staff may be cases associated with facilities that are not in their county of usual residence, resulting in cases being included below for counties that do not have facilities with known cases.

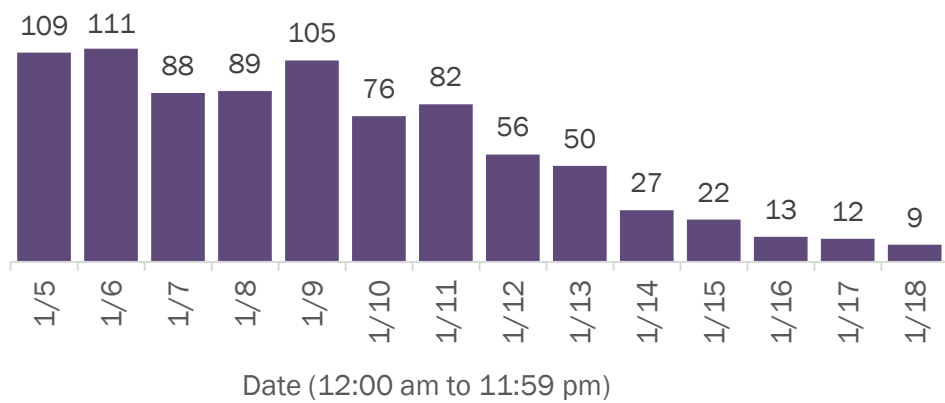
COVID-19: cases in Florida residents who have died

Data through Jan 18, 2021 verified as of Jan 19, 2021 at 09:25 AM

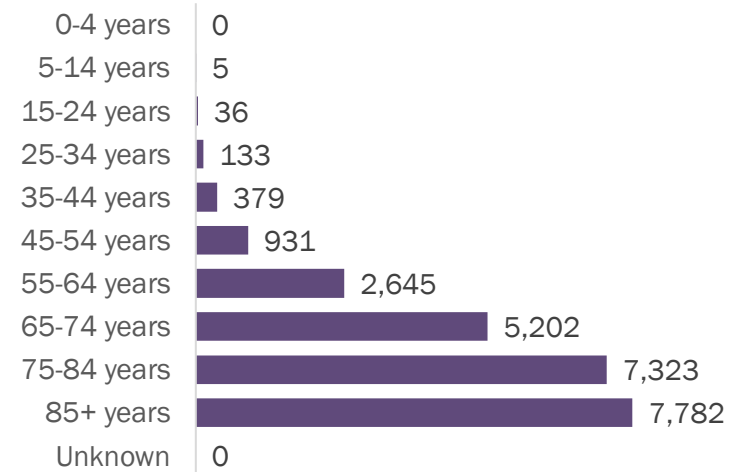
Data in this report are provisional and subject to change.

Demographics for all identified COVID-19 deaths: 24,436

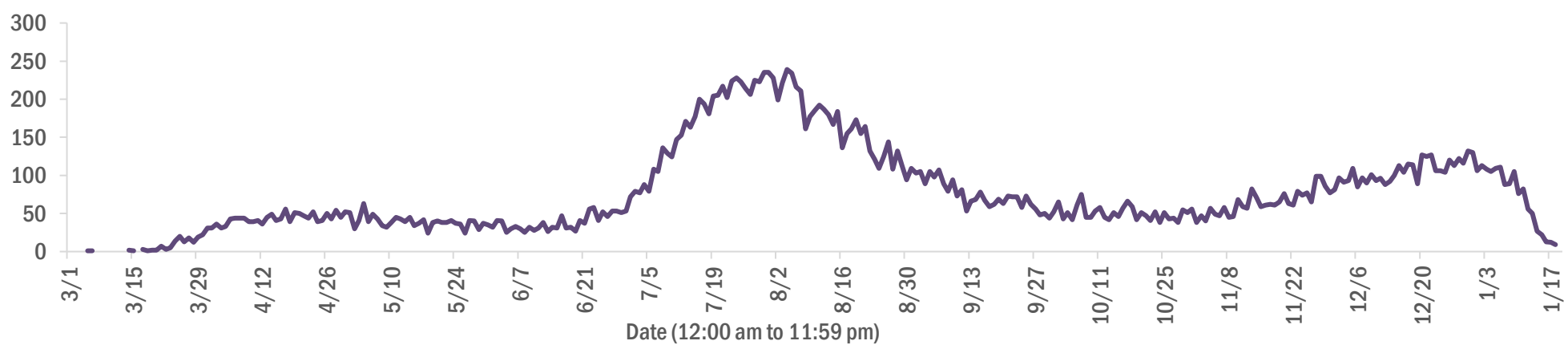
Deaths by date of death for the past 2 weeks



Deaths by age group



Deaths by date of death since March 2020



Age group	Deaths	Cases	Case fatality rate	Mortality rate per 100,000 population
0-4 years	0	29,085	0.0%	0.0
5-14 years	5	87,696	0.0%	0.2
15-24 years	36	240,898	0.0%	1.4
25-34 years	133	275,979	0.0%	4.7
35-44 years	379	242,920	0.2%	14.5
45-54 years	931	239,204	0.4%	33.4
55-64 years	2,645	205,098	1.3%	91.5
65-74 years	5,202	130,141	4.0%	214.4
75-84 years	7,323	72,589	10.1%	521.5
85+ years	7,782	35,210	22.1%	1347.5
Unknown	0	1,195	0.0%	
Total	24,436	1,560,015	1.6%	113.1

Race	Deaths	Cases	Case fatality rate	Mortality rate per 100,000 population
White	17,627	849,080	2.1%	105.6
Other	1,945	224,548	0.9%	156.3
Black	4,071	204,163	2.0%	111.3
Unknown	793	282,224	0.3%	
Total	24,436	1,560,015	1.6%	113.1

Gender	Deaths	Cases	Case fatality rate	Mortality rate per 100,000 population
Male	13,707	734,849	1.9%	129.8
Female	10,729	813,435	1.3%	97.2
Unknown	0	11,731	0.0%	
Total	24,436	1,560,015	1.6%	113.1

Ethnicity	Deaths	Cases	Case fatality rate	Mortality rate per 100,000 population
Hispanic	5,829	491,044	1.2%	102.6
Non-Hispanic	16,893	725,605	2.3%	106.1
Unknown	1,714	343,366	0.5%	
Total	24,436	1,560,015	1.6%	113.1

COVID-19: characteristics of 1,560,015 cases

Data through Jan 18, 2021 verified as of Jan 19, 2021 at 09:25 AM

Data in this report are provisional and subject to change.

Tables below include cases in Florida residents and non-Florida residents.

All 67 Florida counties have cases:

County	FL resident cases	Non-FL resident cases	Total cases	FL resident deaths	FL death rate	
Dade	343,793	22%	4,172	347,965	4,622	1.3%
Broward	158,605	10%	1,909	160,514	1,990	1.3%
Palm Beach	97,108	6%	1,584	98,692	2,059	2.1%
Orange	93,129	6%	1,144	94,273	850	0.9%
Hillsborough	92,702	6%	785	93,487	1,197	1.3%
Duval	74,485	5%	1,246	75,731	856	1.1%
Pinellas	53,555	3%	1,369	54,924	1,202	2.2%
Lee	47,249	3%	1,529	48,778	730	1.5%
Polk	45,820	3%	317	46,137	895	2.0%
Osceola	30,422	2%	498	30,920	331	1.1%
Volusia	27,365	2%	425	27,790	478	1.7%
Escambia	24,758	2%	2,975	27,733	448	1.8%
Pasco	26,940	2%	250	27,190	466	1.7%
Brevard	26,068	2%	420	26,488	591	2.3%
Manatee	25,791	2%	476	26,267	461	1.8%
Collier	25,171	2%	808	25,979	381	1.5%
Leon	23,156	1%	766	23,922	203	0.9%
Sarasota	21,917	1%	978	22,895	563	2.6%
Marion	22,338	1%	86	22,424	553	2.5%
Seminole	21,994	1%	167	22,161	340	1.5%
Lake	19,455	1%	258	19,713	378	1.9%
Alachua	18,769	1%	217	18,986	156	0.8%
St. Lucie	17,760	1%	122	17,882	459	2.6%
St. Johns	16,526	1%	237	16,763	140	0.8%
Okaloosa	15,111	1%	171	15,282	263	1.7%
Bay	13,664	1%	590	14,254	255	1.9%
Clay	14,156	1%	34	14,190	221	1.6%
Santa Rosa	13,784	1%	174	13,958	178	1.3%
Hernando	9,007	1%	66	9,073	322	3.6%
Martin	8,900	1%	160	9,060	228	2.6%
Charlotte	8,926	1%	133	9,059	271	3.0%
Indian River	8,822	1%	77	8,899	196	2.2%
Citrus	7,923	1%	58	7,981	316	4.0%
Columbia	6,853	0%	33	6,886	132	1.9%
Sumter	6,423	0%	62	6,485	157	2.4%

County	FL resident cases	Non-FL resident cases	Total cases	FL resident deaths	FL death rate	
Nassau	5,967	0%	374	6,341	73	1.2%
Highlands	5,872	0%	61	5,933	232	4.0%
Walton	5,293	0%	581	5,874	60	1.1%
Jackson	5,300	0%	60	5,360	126	2.4%
Putnam	5,042	0%	16	5,058	91	1.8%
Monroe	4,741	0%	252	4,993	37	0.8%
Gadsden	4,784	0%	15	4,799	65	1.4%
Flagler	4,710	0%	54	4,764	53	1.1%
Suwannee	4,596	0%	26	4,622	101	2.2%
Hendry	3,827	0%	18	3,845	53	1.4%
Unknown	248	0%	3,063	3,311	0	0.0%
Desoto	3,215	0%	17	3,232	67	2.1%
Okeechobee	2,993	0%	30	3,023	56	1.9%
Baker	2,841	0%	12	2,853	41	1.4%
Wakulla	2,676	0%	9	2,685	33	1.2%
Bradford	2,507	0%	8	2,515	29	1.2%
Hardee	2,405	0%	12	2,417	22	0.9%
Levy	2,341	0%	9	2,350	22	0.9%
Taylor	2,291	0%	5	2,296	30	1.3%
Washington	2,261	0%	21	2,282	30	1.3%
Holmes	1,945	0%	30	1,975	32	1.6%
Madison	1,692	0%	23	1,715	35	2.1%
Union	1,614	0%	0	1,614	70	4.3%
Gulf	1,542	0%	19	1,561	31	2.0%
Lafayette	1,498	0%	0	1,498	23	1.5%
Calhoun	1,443	0%	2	1,445	33	2.3%
Hamilton	1,412	0%	16	1,428	15	1.1%
Dixie	1,319	0%	3	1,322	12	0.9%
Jefferson	1,177	0%	22	1,199	18	1.5%
Gilchrist	1,132	0%	1	1,133	28	2.5%
Franklin	1,103	0%	24	1,127	4	0.4%
Liberty	940	0%	1	941	14	1.5%
Glades	843	0%	2	845	12	1.4%
Total	1,560,015	29,082	1,589,097	24,436	1.6%	

COVID-19: characteristics of 29,082 Florida resident cases

Data through Jan 18, 2021 verified as of Jan 19, 2021 at 09:25 AM

Data in this report are provisional and subject to change.

The table below includes the cities and counties of residence for cases in Florida residents based on the patient's ZIP Code. Note that city is not always received as part of the initial notification and may be missing while the case is being investigated.

City and county	Cases
Miami, Dade	199,699
Jacksonville, Duval	69,836
Orlando, Orange	69,326
Tampa, Hillsborough	54,609
Hialeah, Dade	48,629
Fort Lauderdale, Broward	34,681
Hollywood, Broward	30,624
West Palm Beach, Palm Beach	23,723
Kissimmee, Osceola	23,442
Tallahassee, Leon	22,232
Naples, Collier	20,995
Pensacola, Escambia	20,408
Homestead, Dade	20,379
Saint Petersburg, Pinellas	19,975
Fort Myers, Lee	18,643
Bradenton, Manatee	16,993
Boca Raton, Palm Beach	16,589
Ocala, Marion	16,508
Lakeland, Polk	16,189
Pompano Beach, Broward	15,848
Gainesville, Alachua	14,991
Sarasota, Sarasota	13,582
Lake Worth, Palm Beach	11,915
Cape Coral, Lee	11,776
Port Saint Lucie, St. Lucie	11,584
Clearwater, Pinellas	10,588
Miramar, Broward	10,329
Miami Beach, Dade	10,203
Boynton Beach, Palm Beach	9,314
Doral, Dade	8,969
Miami Gardens, Dade	8,832
Coral Springs, Broward	8,820
Saint Augustine, St. Johns	8,702
Panama City, Bay	8,690
Melbourne, Brevard	7,792
Winter Haven, Polk	7,618
Lehigh Acres, Lee	7,485
Delray Beach, Palm Beach	7,288
Riverview, Hillsborough	6,979
Vero Beach, Indian River	6,758
Davie, Broward	6,717
Milton, Santa Rosa	6,648
Lake City, Columbia	6,300
New Port Richey, Pasco	6,217
Sunrise, Broward	6,200
Fort Pierce, St. Lucie	5,987
Coral Gables, Dade	5,920
Saint Cloud, Osceola	5,848
Largo, Pinellas	5,822
Orange Park, Clay	5,818
Palm Bay, Brevard	5,763
Daytona Beach, Volusia	5,657
Apopka, Orange	5,550
Spring Hill, Hernando	5,351
Brandon, Hillsborough	5,348
Plantation, Broward	5,323
North Miami Beach, Dade	5,201
Clermont, Lake	5,142
Plant City, Hillsborough	5,021

COVID-19: characteristics of 29,082 Florida resident cases

Data through Jan 18, 2021 verified as of Jan 19, 2021 at 09:25 AM

Data in this report are provisional and subject to change.

The table below includes the cities and counties of residence for cases in Florida residents based on the patient's ZIP Code. Note that city is not always received as part of the initial notification and may be missing while the case is being investigated.

City and county	Cases
Weston, Broward	4,995
Davenport, Polk	4,902
Sanford, Seminole	4,808
Jupiter, Palm Beach	4,749
Deltona, Volusia	4,675
Deerfield Beach, Broward	4,579
Winter Garden, Orange	4,450
Port Charlotte, Charlotte	4,444
Fort Walton Beach, Okaloosa	4,322
Stuart, Martin	4,226
Tamarac, Broward	4,200
Miami Lakes, Dade	3,970
Palm Coast, Flagler	3,961
Crestview, Okaloosa	3,934
Land O Lakes, Pasco	3,912
Wesley Chapel, Pasco	3,908
Palm Beach Gardens, Palm Beach	3,801
Coconut Creek, Broward	3,777
Palmetto, Manatee	3,735
Deland, Volusia	3,735
Winter Park, Orange	3,704
Palm Harbor, Pinellas	3,641
Live Oak, Suwannee	3,625
Margate, Broward	3,624
Opa Locka, Dade	3,572
Oviedo, Seminole	3,532
Wellington, Palm Beach	3,521
Middleburg, Clay	3,406
Altamonte Springs, Seminole	3,338
Venice, Sarasota	3,302
Lutz, Hillsborough	3,279
North Port, Sarasota	3,239
Haines City, Polk	3,235
Punta Gorda, Charlotte	3,189
Sebring, Highlands	3,170
Brooksville, Hernando	3,150
Leesburg, Lake	3,149
Arcadia, Desoto	3,130
Port Orange, Volusia	3,121
Ocoee, Orange	3,117
Hallandale, Broward	3,115
Valrico, Hillsborough	3,088
Saint Johns, St. Johns	3,002
Immokalee, Collier	2,998
Okeechobee, Okeechobee	2,981
Bonita Springs, Lee	2,967
Pembroke Pines, Broward	2,943
The Villages, Sumter	2,915
Seminole, Pinellas	2,854
Zephyrhills, Pasco	2,792
Navarre, Santa Rosa	2,777
Cutler Ridge, Dade	2,746
Ormond Beach, Volusia	2,730
Longwood, Seminole	2,649
Pinellas Park, Pinellas	2,631
Windermere, Orange	2,601
Ruskin, Hillsborough	2,568
North Lauderdale, Broward	2,557
North Miami, Dade	2,544

COVID-19: characteristics of 29,082 Florida resident cases

Data through Jan 18, 2021 verified as of Jan 19, 2021 at 09:25 AM

Data in this report are provisional and subject to change.

The table below includes the cities and counties of residence for cases in Florida residents based on the patient's ZIP Code. Note that city is not always received as part of the initial notification and may be missing while the case is being investigated.

City and county	Cases
Gulf Breeze, Santa Rosa	2,528
Jacksonville Beach, Duval	2,527
Quincy, Gadsden	2,521
Key West, Monroe	2,505
Cantonment, Escambia	2,487
Niceville, Okaloosa	2,478
Lake Worth Beach, Palm Beach	2,450
Crawfordville, Wakulla	2,415
Cocoa, Brevard	2,412
Palatka, Putnam	2,338
Hudson, Pasco	2,290
Casselberry, Seminole	2,270
Bartow, Polk	2,264
Green Cove Springs, Clay	2,233
Dade City, Pasco	2,229
Panama City Beach, Bay	2,199
Fernandina Beach, Nassau	2,163
North Fort Myers, Lee	2,153
Perry, Taylor	2,143
Oakland Park, Broward	2,130
Port Richey, Pasco	2,121
Marianna, Jackson	2,111
Ponte Vedra Beach, St. Johns	2,098
Auburndale, Polk	2,050
Lake Mary, Seminole	2,045
Clewiston, Hendry	2,038
Kissimmee, Polk	1,992
Aventura, Dade	1,950
Tarpon Springs, Pinellas	1,941
Winter Springs, Seminole	1,934
Titusville, Brevard	1,913
New Smyrna Beach, Volusia	1,886
Inverness, Citrus	1,871
Royal Palm Beach, Palm Beach	1,847
Lynn Haven, Bay	1,839
Merritt Island, Brevard	1,826
Lake Wales, Polk	1,822
Fleming Island, Clay	1,806
Defuniak Springs, Walton	1,775
Belle Glade, Palm Beach	1,770
ChIPLEY, Washington	1,768
Santa Rosa Beach, Walton	1,767
Wimauma, Hillsborough	1,752
Eustis, Lake	1,748
Estero, Lee	1,732
Parkland, Broward	1,710
Dunedin, Pinellas	1,707
Starke, Bradford	1,689
Loxahatchee, Palm Beach	1,682
Cooper City, Broward	1,672
Labelle, Hendry	1,669
Holiday, Pasco	1,648
Sarasota, Manatee	1,595
Key Biscayne, Dade	1,589
Destin, Okaloosa	1,555
Avon Park, Highlands	1,533
Odessa, Hillsborough	1,529
Mulberry, Polk	1,523
Parrish, Manatee	1,515

COVID-19: characteristics of 29,082 Florida resident cases

Data through Jan 18, 2021 verified as of Jan 19, 2021 at 09:25 AM

Data in this report are provisional and subject to change.

The table below includes the cities and counties of residence for cases in Florida residents based on the patient's ZIP Code. Note that city is not always received as part of the initial notification and may be missing while the case is being investigated.

City and county	Cases
Palm City, Martin	1,497
Mount Dora, Lake	1,491
Rockledge, Brevard	1,490
Mayo, Lafayette	1,475
Seffner, Hillsborough	1,460
Coconut Grove, Dade	1,453
Missing, Dade	1,445
Crossings, Dade	1,438
Tavares, Lake	1,432
Riviera Beach, Palm Beach	1,415
Bonifay, Holmes	1,407
Wauchula, Hardee	1,403
Carol City, Dade	1,403
Summerfield, Marion	1,377
Yulee, Nassau	1,370
Macclenny, Baker	1,351
Groveland, Lake	1,304
Orange City, Volusia	1,273
Maitland, Orange	1,270
Pinecrest, Dade	1,266
Crystal River, Citrus	1,254
Ponte Vedra, St. Johns	1,245
Lake Butler, Union	1,233
Callahan, Nassau	1,232
Lithia, Hillsborough	1,229
Biscayne Park, Dade	1,204
Sebastian, Indian River	1,195
Homosassa, Citrus	1,166
Florida City, Dade	1,150
Lady Lake, Lake	1,147
Madison, Madison	1,146
Indiantown, Martin	1,135
Pace, Santa Rosa	1,131
Dania, Broward	1,127
Graceville, Jackson	1,124
Atlantic Beach, Duval	1,116
Gibsonton, Hillsborough	1,103
Palmetto Bay, Dade	1,088
Century, Escambia	1,085
Monticello, Jefferson	1,082
Lake Placid, Highlands	1,066
Hobe Sound, Martin	1,060
Dover, Hillsborough	1,058
Sun City Center, Hillsborough	1,033
Apollo Beach, Hillsborough	1,032
Alachua, Alachua	1,026
Oldsmar, Pinellas	1,019
Palm Springs, Palm Beach	1,002
Dunnellon, Marion	994
El Portal, Dade	985
Edgewater, Volusia	945
Jasper, Hamilton	943
Belleview, Marion	935
Havana, Gadsden	934
Lantana, Palm Beach	928
North Palm Beach, Palm Beach	927
Blountstown, Calhoun	927
Newberry, Alachua	920
Debary, Volusia	913

COVID-19: characteristics of 29,082 Florida resident cases

Data through Jan 18, 2021 verified as of Jan 19, 2021 at 09:25 AM

Data in this report are provisional and subject to change.

The table below includes the cities and counties of residence for cases in Florida residents based on the patient's ZIP Code. Note that city is not always received as part of the initial notification and may be missing while the case is being investigated.

City and county	Cases
South Miami, Dade	910
Hilliard, Nassau	910
Lecanto, Citrus	910
Everglades National Park, Dade	882
Sanderson, Baker	874
Williston, Levy	857
Jensen Beach, Martin	830
Freeport, Walton	828
Coleman, Sumter	811
Keystone Heights, Clay	810
Satellite Beach, Brevard	809
Wewahitchka, Gulf	808
Safety Harbor, Pinellas	806
Beverly Hills, Citrus	800
Trenton, Gilchrist	800
Ellenton, Manatee	796
Moore Haven, Glades	793
Wildwood, Sumter	792
Fellsmere, Indian River	764
Nokomis, Sarasota	758
Lauderhill, Broward	758
Frostproof, Polk	754
Englewood, Charlotte	747
Fisher Island, Dade	741
Mary Esther, Okaloosa	736
Cross City, Dixie	735
Bristol, Liberty	732
Hernando, Citrus	732
Wilton Manors, Broward	731
Dunnellon, Citrus	719
Port Saint Joe, Gulf	709
Key Largo, Monroe	708
Bushnell, Sumter	706
Uleta, Dade	704
Olympia Heights, Dade	704
Medley, Dade	698
Polk City, Polk	695
Coral, Dade	680
South Bay, Palm Beach	677
Shalimar, Okaloosa	673
Chattahoochee, Gadsden	667
Pahokee, Palm Beach	660
Lauderdale Lakes, Broward	656
Marco Island, Collier	640
Englewood, Sarasota	623
Glen Saint Mary, Baker	613
Fort Meade, Polk	611
Crescent City, Putnam	607
Lawtey, Bradford	607
Cocoa Beach, Brevard	594
High Springs, Alachua	593
Indialantic, Brevard	589
Interlachen, Putnam	587
Chiefland, Levy	580
Bowling Green, Hardee	576
Miramar Beach, Walton	573
Spring Hill, Pasco	555
Thonotosassa, Hillsborough	553
Minneola, Lake	545

COVID-19: characteristics of 29,082 Florida resident cases

Data through Jan 18, 2021 verified as of Jan 19, 2021 at 09:25 AM

Data in this report are provisional and subject to change.

The table below includes the cities and counties of residence for cases in Florida residents based on the patient's ZIP Code. Note that city is not always received as part of the initial notification and may be missing while the case is being investigated.

City and county	Cases
Sorrento, Lake	542
Marathon, Monroe	540
Neptune Beach, Duval	540
Trinity, Pasco	539
Old Town, Dixie	538
Jacksonville, St. Johns	533
Southwest Ranches, Broward	525
Lake Alfred, Polk	521
Fruitland Park, Lake	521
Carrabelle, Franklin	503
Fort White, Columbia	494
Fort Myers Beach, Lee	494
West Melbourne, Brevard	486
Sneads, Jackson	485
Bronson, Levy	484
Belle Isle, Orange	471
Sweetwater, Dade	460
Baker, Okaloosa	459
Umatilla, Lake	447
Clearwater Beach, Pinellas	443
Jay, Santa Rosa	424
Cottdale, Jackson	420
South Daytona, Volusia	418
Gulfport, Pinellas	413
Weeki Wachee, Hernando	412
Palm Beach, Palm Beach	412
Hawthorne, Alachua	411
Mascotte, Lake	406
East Palatka, Putnam	403
Silver Springs, Marion	393
Midway, Gadsden	392
Oakland, Orange	391
Rotunda West, Charlotte	391
Centerville, Leon	386
Citra, Marion	385
Florida State University, Leon	384
Zolfo Springs, Hardee	381
Oxford, Sumter	378
Bunnell, Flagler	376
Altha, Calhoun	366
Missing, Volusia	365
Missing, Orange	363
Melbourne Beach, Brevard	354
Molino, Escambia	354
Raiford, Union	349
Branford, Suwannee	344
Surfside, Dade	341
Myakka City, Manatee	338
Alva, Lee	336
Youngstown, Bay	330
Celebration, Osceola	329
Cape Canaveral, Brevard	327
Flagler Beach, Flagler	325
Missing, Marion	325
Tavernier, Monroe	324
Apalachicola, Franklin	321
Ocklawaha, Marion	318
Archer, Alachua	318
Hastings, St. Johns	314

COVID-19: characteristics of 29,082 Florida resident cases

Data through Jan 18, 2021 verified as of Jan 19, 2021 at 09:25 AM

Data in this report are provisional and subject to change.

The table below includes the cities and counties of residence for cases in Florida residents based on the patient's ZIP Code. Note that city is not always received as part of the initial notification and may be missing while the case is being investigated.

City and county	Cases
Haverhill, Palm Beach	310
Indian Harbour Beach, Brevard	310
De Leon Springs, Volusia	307
Bell, Gilchrist	302
Mims, Brevard	300
Malone, Jackson	300
Pierson, Volusia	296
Bal Harbour, Dade	296
Osprey, Sarasota	294
Dundee, Polk	294
Eagle Lake, Polk	286
Grand Ridge, Jackson	285
Missing, St. Johns	283
Lehigh, Lee	280
Lake Park, Palm Beach	276
Holly Hill, Volusia	274
Greenville, Madison	273
Jennings, Hamilton	271
Ave Maria, Collier	269
Webster, Sumter	263
Eastpoint, Franklin	262
Tequesta, Palm Beach	261
Westville, Holmes	259
Vernon, Washington	258
West Miami, Dade	258
Chuluota, Seminole	257
Winter Park, Seminole	257
Missing, Lee	256
Melrose, Putnam	253
Gotha, Orange	252
Grand Island, Lake	250
Floral City, Citrus	248
Satsuma, Putnam	248
Greenwood, Jackson	245
Montverde, Lake	244
Reddick, Marion	242
Elkton, St. Johns	238
Indian Rocks Beach, Pinellas	238
Kenneth City, Pinellas	237
Bryceville, Nassau	234
O Brien, Suwannee	231
Orlando, Osceola	230
Valparaiso, Okaloosa	230
Malabar, Brevard	222
Ponce De Leon, Holmes	219
San Antonio, Pasco	219
South Pasadena, Pinellas	219
Sebastian, Brevard	216
Alafaya, Orange	216
Belleair, Pinellas	210
Laurel Hill, Okaloosa	210
Edgewood, Orange	206
Gretna, Gadsden	206
Missing, Santa Rosa	206
Fort McCoy, Marion	205
Lake Panasoffkee, Sumter	202
Anthony, Marion	198
White Springs, Hamilton	197
Hosford, Liberty	193

COVID-19: characteristics of 29,082 Florida resident cases

Data through Jan 18, 2021 verified as of Jan 19, 2021 at 09:25 AM

Data in this report are provisional and subject to change.

The table below includes the cities and counties of residence for cases in Florida residents based on the patient's ZIP Code. Note that city is not always received as part of the initial notification and may be missing while the case is being investigated.

City and county	Cases
Orlando, Seminole	192
Bay Harbor Islands, Dade	191
Wellborn, Suwannee	189
Morriston, Levy	188
Inlet Beach, Walton	187
Sanibel, Lee	185
Lee, Madison	183
Eglin Air Force Base, Okaloosa	181
Missing, Palm Beach	181
Kindred, Osceola	178
Geneva, Seminole	178
Saint James City, Lee	176
Southport, Bay	173
Mcdavid, Escambia	172
Fern Park, Seminole	166
Greenacres, Palm Beach	165
Hallandale Beach, Broward	163
Weirsdale, Marion	161
Longboat Key, Manatee	160
Orlando, Dade	158
Mcalpin, Suwannee	157
Azalea Park, Orange	157
Fountain, Bay	157
Alford, Jackson	155
Juno Beach, Palm Beach	155
Howey-In-The-Hills, Lake	152
Zellwood, Orange	152
Lakewood Ranch, Manatee	151
Apopka, Seminole	148
Micanopy, Alachua	148
Holmes Beach, Manatee	148
Astatula, Lake	146
Sopchoppy, Wakulla	144
Islamorada, Monroe	143
Babson Park, Polk	142
Caryville, Washington	142
Lauderdale By The Sea, Broward	141
Missing, Duval	139
Summerland Key, Monroe	139
Holt, Okaloosa	138
Missing, Brevard	138
Clair-Mel City, Hillsborough	137
Madeira Beach, Pinellas	136
University Of Miami, Dade	136
Altoona, Lake	136
Bokeelia, Lee	134
Hiawassee, Orange	133
Orlando, Polk	133
Lockhart, Orange	132
Poinciana, Polk	132
The Villages, Lake	131
Center Hill, Sumter	130
Pomona Park, Putnam	130
Bay Lake, Orange	127
Atlantis, Palm Beach	125
Mangonia Park, Palm Beach	125
Rocky Point, Hillsborough	121
Viera, Brevard	121
Missing, Pinellas	121

COVID-19: characteristics of 29,082 Florida resident cases

Data through Jan 18, 2021 verified as of Jan 19, 2021 at 09:25 AM

Data in this report are provisional and subject to change.

The table below includes the cities and counties of residence for cases in Florida residents based on the patient's ZIP Code. Note that city is not always received as part of the initial notification and may be missing while the case is being investigated.

City and county	Cases
Missing, St. Lucie	120
Matlacha, Lee	116
Carrollwood, Hillsborough	116
Oak Hill, Volusia	115
Lake Helen, Volusia	115
Odessa, Pasco	115
Orlando, Broward	115
Golden Beach, Dade	111
Osteen, Volusia	108
Hypoluxo, Palm Beach	108
Cutler Bay, Dade	107
Grant-Valkaria, Brevard	106
Steinhatchee, Taylor	105
Baldwin, Duval	104
Hollister, Putnam	104
Big Pine Key, Monroe	103
Ponce Inlet, Volusia	103
Clarksville, Calhoun	102
Orlando, Hillsborough	101
Placida, Charlotte	101
Orlando, Volusia	100
Inglis, Levy	100
Cloud Lake, Palm Beach	100
San Mateo, Putnam	100
Sumterville, Sumter	99
Missing, Broward	98
South Fort Myers, Lee	97
Citrus Springs, Citrus	97
University Of Fl, Alachua	96
Kendall, Dade	95
Lady Lake, Sumter	94
Buena Ventura Lakes, Osceola	94
Panacea, Wakulla	93
Seville, Volusia	92
Hampton, Bradford	91
Lake Hamilton, Polk	91
Lutz, Pasco	89
Missing, Collier	88
Missing, Pasco	88
Temple Terrace, Hillsborough	86
Harmony, Osceola	85
Florahome, Putnam	85
Dinsmore, Duval	84
Maitland, Seminole	83
Hurlburt Field, Okaloosa	83
Waldo, Alachua	83
Missing, Lake	83
Lamont, Jefferson	82
Brooker, Bradford	82
Christmas, Orange	82
Belleair Beach, Pinellas	81
Tierra Verde, Pinellas	81
Bascom, Jackson	81
Callaway, Bay	78
Paisley, Lake	77
Canal Point, Palm Beach	77
F M, Lee	76
Astor, Lake	75
Fruit Cove, St. Johns	75

COVID-19: characteristics of 29,082 Florida resident cases

Data through Jan 18, 2021 verified as of Jan 19, 2021 at 09:25 AM

Data in this report are provisional and subject to change.

The table below includes the cities and counties of residence for cases in Florida residents based on the patient's ZIP Code. Note that city is not always received as part of the initial notification and may be missing while the case is being investigated.

City and county	Cases
Orlando, Palm Beach	72
Pinetta, Madison	72
Tyndall Air Force Base, Bay	72
Lighthouse Point, Broward	72
Palma Ceia, Hillsborough	72
Orlando, Lake	71
Avon Park, Polk	71
Barefoot Bay, Brevard	70
University Of Central Florida, Orange	70
Missing, Hillsborough	68
Crystal Beach, Pinellas	66
Eatonville, Orange	66
Bradenton Beach, Manatee	66
University Of South Florida, Hillsborough	66
Fort Denaud, Hendry	64
Missing, Citrus	64
Lorida, Highlands	64
Cedar Key, Levy	64
Missing, Escambia	64
Welaka, Putnam	64
Ochopee, Collier	64
The Villages, Marion	62
Air Mail Facility, Dade	62
Campbellton, Jackson	62
Stock Island, Monroe	62
Ocean Ridge, Palm Beach	60
Kathleen, Polk	60
Greensboro, Gadsden	59
Patrick Air Force Base, Brevard	58
Boca Grande, Lee	58
North Venice, Sarasota	57
Princeton, Dade	57
Bonita Beach, Lee	57
Dania Beach, Broward	57
Barry University, Dade	56
Saint Pete Beach, Pinellas	56
Sunny Isles Beach, Dade	53
Missing, Martin	52
West Park, Broward	52
Destin, Walton	51
Yalaha, Lake	50
Georgetown, Putnam	50
University Of Central Fl, Orange	50
Felda, Hendry	47
North Redington Beach, Pinellas	47
Walnut Hill, Escambia	47
City Of Sunrise, Broward	46
Florida Gulf Coast Univ, Lee	46
Reunion, Osceola	46
Missing, Hernando	45
Palm Beach Shores, Palm Beach	45
Micco, Brevard	44
Orlando, Brevard	44
Cudjoe Key, Monroe	44
Missing, Seminole	44
Northdale, Hillsborough	44
Heathrow, Seminole	44
Treasure Island, Pinellas	44
Missing, Monroe	43

COVID-19: characteristics of 29,082 Florida resident cases

Data through Jan 18, 2021 verified as of Jan 19, 2021 at 09:25 AM

Data in this report are provisional and subject to change.

The table below includes the cities and counties of residence for cases in Florida residents based on the patient's ZIP Code. Note that city is not always received as part of the initial notification and may be missing while the case is being investigated.

City and county	Cases
Lake Suzy, Desoto	43
Anna Maria, Manatee	43
Bellview, Escambia	43
Singer Island, Palm Beach	42
Cinco Bayou, Okaloosa	42
Aloma, Orange	42
Ona, Hardee	42
Missing, Clay	41
Mexico Beach, Bay	41
Sewalls Point, Martin	41
Missing, Indian River	40
Town N Country, Hillsborough	40
University Of Tampa, Hillsborough	39
Miromar Lakes, Lee	39
Highland City, Polk	39
Salt Springs, Marion	38
Okahumpka, Lake	38
Miami Springs, Dade	38
Manalapan, Palm Beach	38
Terra Ceia, Manatee	37
Village Of Wellington, Palm Beach	37
Eaton Park, Polk	36
Orlando, Pinellas	36
Waverly, Polk	36
Duette, Manatee	36
Ebro, Washington	35
Orlando, Leon	35
Saint Leo, Pasco	34
Gulf Breeze, Escambia	34
Enterprise, Volusia	34
Flemington, Marion	34
Miami, Unknown	33
Missing, Okaloosa	33
Key Colony Beach, Monroe	33
Missing, Nassau	33
Missing, Manatee	33
Naranja, Dade	33
Intercession City, Osceola	32
Highland Beach, Palm Beach	32
Florence Villa, Polk	32
Palm Shores, Brevard	32
Village Wellington, Palm Beach	31
Kenansville, Osceola	31
Bayonet Point, Pasco	29
Bagdad, Santa Rosa	29
Bonita Springs, Collier	29
Hialeah Gardens, Dade	29
Tice, Lee	29
Green Acres, Palm Beach	28
Missing, Polk	28
Missing, Sumter	28
Lacoochee, Pasco	28
Lulu, Columbia	27
Dowling Park, Suwannee	27
Pensacola Beach, Santa Rosa	27
Bay Pines, Pinellas	27
Florida State, Leon	26
Caryville, Holmes	26
Jupiter, Martin	26

COVID-19: characteristics of 29,082 Florida resident cases

Data through Jan 18, 2021 verified as of Jan 19, 2021 at 09:25 AM

Data in this report are provisional and subject to change.

The table below includes the cities and counties of residence for cases in Florida residents based on the patient's ZIP Code. Note that city is not always received as part of the initial notification and may be missing while the case is being investigated.

City and county	Cases
Univ Of FI Student Dorms, Alachua	26
South Palm Beach, Palm Beach	25
Pasadena, Pinellas	25
Poinciana, Osceola	25
Hallandale Beach, Broward	25
Kinard, Calhoun	25
Penney Farms, Clay	25
Horseshoe Beach, Dixie	25
Miami Shores, Dade	25
South Miami Heights, Dade	25
Winter Garden, Lake	25
Labelle, Glades	24
Missing, Walton	24
North Bay Village, Dade	24
Florida International Univ, Dade	24
Nocatee, Desoto	24
Orlando, Pasco	24
Santa Fe, Alachua	24
Orlando, Duval	23
Homosassa Springs, Citrus	23
Earleton, Alachua	23
Florida A And M University, Leon	23
Tangerine, Orange	23
Chokoloskee, Collier	23
Florida Dept Of Corrections, Union	22
Lealman, Pinellas	22
Siesta Key, Sarasota	22
Eloise, Polk	22
Tioga, Alachua	22
Mcintosh, Marion	22
Goulds, Dade	22
Balm, Hillsborough	21
Westchase, Hillsborough	21
Missing, Flagler	21
Venus, Highlands	21
Bradley, Polk	21
Cortez, Manatee	20
La Crosse, Alachua	20
Orlando, Marion	20
Sparr, Marion	20
Sydney, Hillsborough	20
City Of Westlake, Palm Beach	20
Palmdale, Glades	20
Fort Lauderdale, Dade	20
Bonaventure, Broward	20
Indian Lake Estates, Polk	20
Stetson University, Volusia	20
Sun City, Hillsborough	19
Perdido Key, Escambia	19
New Smyrna, Volusia	19
Bonifay, Washington	19
Bostwick, Putnam	19
Long Key, Monroe	19
Homeland, Polk	19
Ponte Vedra, Duval	19
Hawthorne, Putnam	19
Little Torch Key, Monroe	18
Ridge Manor, Pasco	18
University Of Central Florida, Broward	18

COVID-19: characteristics of 29,082 Florida resident cases

Data through Jan 18, 2021 verified as of Jan 19, 2021 at 09:25 AM

Data in this report are provisional and subject to change.

The table below includes the cities and counties of residence for cases in Florida residents based on the patient's ZIP Code. Note that city is not always received as part of the initial notification and may be missing while the case is being investigated.

City and county	Cases
Wausau, Washington	18
Yankeetown, Levy	18
Babcock Ranch, Lee	18
Sugarloaf Key, Monroe	18
Branford, Lafayette	18
Lakeshore, Polk	18
Orange Lake, Marion	18
Missing, Osceola	17
Saint Marks, Wakulla	17
Wabasso, Indian River	17
Apopka, Lake	17
Mexico Beach, Gulf	17
Paxton, Walton	17
Alturas, Polk	17
Bayshore Gardens, Manatee	17
Crystal Springs, Pasco	17
Orlando, Alachua	17
Lowell, Marion	17
Candler, Marion	17
Graceville, Holmes	16
Mango, Hillsborough	16
Parker, Bay	16
West Panama City Beach, Bay	16
Laud-By-The-Sea, Broward	16
Missing, Jackson	16
Everglades City, Collier	16
Champions Gate, Polk	16
Indian River Shores, Indian River	16
Florida International University, Dade	15
Pine Castle, Orange	15
Loughman, Polk	15
Pine Hills, Orange	15
Maitland, Volusia	15
Pembroke Park, Broward	14
Jensen Beach, St. Lucie	14
Missing, Taylor	14
Murdock, Charlotte	14
Plymouth, Orange	14
Winter Park, Polk	14
White Springs, Columbia	14
Nalcrest, Polk	14
Maxville, Duval	14
Gulf Hammock, Levy	14
University Of Central FI, Hillsborough	14
Goodland, Collier	14
Mount Dora, Orange	14
Village Of Palmetto Bay, Dade	14
Gulf Stream, Palm Beach	14
Miami, Broward	14
Ocoee, Lake	14
Orlando, Manatee	14
Tallevast, Manatee	13
Orlando, Lee	13
Hernando Beach, Hernando	13
Westlake, Palm Beach	13
Woodville, Leon	13
Maitland, Polk	13
Lake City, Suwannee	13
Davenport, Osceola	13

COVID-19: characteristics of 29,082 Florida resident cases

Data through Jan 18, 2021 verified as of Jan 19, 2021 at 09:25 AM

Data in this report are provisional and subject to change.

The table below includes the cities and counties of residence for cases in Florida residents based on the patient's ZIP Code. Note that city is not always received as part of the initial notification and may be missing while the case is being investigated.

City and county	Cases
Fort Ogden, Desoto	13
Orlando, Flagler	13
Golden Oak, Orange	12
Buckingham, Lee	12
Zellwood, Lake	12
Forest City, Orange	12
Saint George Island, Franklin	12
Wewahitchka, Calhoun	12
Fort Charlotte, Charlotte	12
Daytona Beach Shores, Volusia	12
Citrus Ridge, Indian River	12
High Springs, Gilchrist	12
Pensacola Beach, Escambia	12
Maitland, Osceola	12
Graham, Bradford	12
Missing, Bay	12
Holder, Citrus	11
Union Park, Orange	11
Saint Johns, Duval	11
Shady Hills, Pasco	11
Gonzalez, Escambia	11
Redington Shores, Pinellas	11
Unknown, Dade	11
Long Boat Key, Manatee	11
Archer, Levy	11
Brooksville, Pasco	11
Hollywood, Dade	11
Jacksonville, Unknown	11
Watersound, Walton	11
Johns Pass Village, Pinellas	10
Lake Buena Vista, Orange	10
Trenton, Levy	10
Ramrod Key, Monroe	10
Missing, Columbia	10
Missing, Sarasota	10
Telogia, Liberty	10
Trilby, Pasco	10
Deer Island, Lake	10
Steinhatchee, Dixie	10
Rosemary Beach, Walton	10
Hutchinson Island, St. Lucie	10
Passport, Unknown	10
Nichols, Polk	10
Missing, Putnam	10
Greenville, Taylor	10
Apopka, Volusia	10
Leisure City, Dade	10
Laurel Hill, Walton	10
Durant, Hillsborough	10
Wahneta, Polk	10
Orlando, Escambia	9
Perrine, Dade	9
Roseland, Indian River	9
Dade City, Hernando	9
Fanning Springs, Gilchrist	9
Hillsboro Beach, Broward	9
Mount Plymouth, Lake	9
Suwannee, Dixie	9
Lamont, Madison	9

COVID-19: characteristics of 29,082 Florida resident cases

Data through Jan 18, 2021 verified as of Jan 19, 2021 at 09:25 AM

Data in this report are provisional and subject to change.

The table below includes the cities and counties of residence for cases in Florida residents based on the patient's ZIP Code. Note that city is not always received as part of the initial notification and may be missing while the case is being investigated.

City and county	Cases
Rubonia, Manatee	9
Indian Creek Village, Dade	9
Cottdale, Washington	9
Orlando, Okaloosa	9
Otter Creek, Levy	9
Palma Sola, Manatee	9
Saint Lucie West, St. Lucie	9
University Park, Manatee	9
Choctaw Beach, Okaloosa	9
Belleair Bluffs, Pinellas	9
Lake Como, Putnam	9
Beverly Beach, Flagler	9
Kissimmee, Orange	8
Lake Monroe, Seminole	8
Ferndale, Lake	8
Hialeah, Unknown	8
Jerome, Collier	8
Maitland, Hillsborough	8
Kingsley Lake, Bradford	8
Missing, Holmes	8
Lloyd, Jefferson	8
Los Angeles, Dade	8
Florida State Univ Admin, Leon	8
Forest City, Seminole	8
Ozona, Pinellas	8
Orlando, St. Lucie	8
Salem, Taylor	8
Missing, Suwannee	8
Braden River, Manatee	8
West Delray Beach, Palm Beach	8
Webster, Hernando	8
University Of Central Fl, Martin	7
Port Saint John, Brevard	7
Grant Valkaria, Brevard	7
Citrus Hills, Citrus	7
Briny Breezes, Palm Beach	7
Basinger, Okeechobee	7
Evinston, Alachua	7
Virginia Gardens, Dade	7
Cypress, Jackson	7
Innovation, Pasco	7
Redington Beach, Pinellas	7
Ponce De Leon, Walton	7
Maitland, Lake	7
Goldenrod, Seminole	7
Sea Ranch Lakes, Broward	7
Eau Gallie, Brevard	7
Captiva, Lee	7
Cross Creek, Alachua	7
Seybold, Dade	7
Niceville, Walton	7
Orlando, Sarasota	7
Switzerland, St. Johns	7
Pine Ridge, Citrus	7
Grandin, Putnam	6
Aripeka, Pasco	6
Palm City, St. Lucie	6
Ocoee, Osceola	6
Quail Heights, Dade	6

COVID-19: characteristics of 29,082 Florida resident cases

Data through Jan 18, 2021 verified as of Jan 19, 2021 at 09:25 AM

Data in this report are provisional and subject to change.

The table below includes the cities and counties of residence for cases in Florida residents based on the patient's ZIP Code. Note that city is not always received as part of the initial notification and may be missing while the case is being investigated.

City and county	Cases
River Ranch, Polk	6
Wildlight, Nassau	6
Missing, Highlands	6
Winderemere, Orange	6
East Lake, Marion	6
Gibsonia, Polk	6
Copeland, Collier	6
Keystone Heights, Bradford	6
Orchid, Indian River	6
Morrison, Marion	6
Duck Key, Monroe	6
Umatilla, Marion	6
Seacrest, Walton	6
Orange Springs, Marion	6
Orlando, St. Johns	6
Fernandina, Nassau	6
Missing, Unknown	6
Lake Butler, Bradford	6
Mayport Naval Station, Duval	6
Missing, Alachua	5
Nobleton, Hernando	5
Anastasia Island, St. Johns	5
Eatonville, Polk	5
Winter Garden, Osceola	5
Elfers, Pasco	5
Orlando, Hernando	5
Orlando, Collier	5
Okeechobee, Martin	5
N/A, Unknown	5
Windermere, Alachua	5
PSI, Unknown	5
Babcock Ranch, Charlotte	5
Naples, Lee	5
Lakewood Ranch, Sarasota	5
Longboat Key, Sarasota	5
Ybor City, Hillsborough	5
Miccosukee, Leon	5
Haines Creek, Lake	5
Ebro, Bay	5
Eglin, Okaloosa	5
Barberville, Volusia	5
Hialeah, Broward	5
Grove City, Charlotte	5
Westchester, Dade	5
Apopka, Broward	5
Scottsmoor, Brevard	5
Putnam Hall, Putnam	5
Stuart, St. Lucie	5
Pass, Unknown	5
Valkaria, Brevard	5
Winter Park, Broward	5
Fairfield, Marion	5
Indian Shores, Pinellas	5
Orlando, Charlotte	5
White City, Gulf	5
Worthington Springs, Union	5
Winter Garden, Seminole	5
Sunny Hills, Washington	4
Shady Grove, Taylor	4

COVID-19: characteristics of 29,082 Florida resident cases

Data through Jan 18, 2021 verified as of Jan 19, 2021 at 09:25 AM

Data in this report are provisional and subject to change.

The table below includes the cities and counties of residence for cases in Florida residents based on the patient's ZIP Code. Note that city is not always received as part of the initial notification and may be missing while the case is being investigated.

City and county	Cases
Tampa, Pinellas	4
Orlando, Santa Rosa	4
Milton, Escambia	4
Holt, Santa Rosa	4
Inlet Beach, Bay	4
Maitland, Leon	4
Missing, Leon	4
Mayport, Duval	4
Live Oak, Madison	4
Loxahatchee Groves, Palm Beach	4
Deerfield Beach, Palm Beach	4
Windermere, Leon	4
University Of Central Florida, Brevard	4
West Bradenton, Manatee	4
Port Charlotte, Unknown	4
Okeechobee, Glades	4
Orlando, Columbia	4
Punta Gorda, Lee	4
Saint Augustine Beach, St. Johns	4
Glen Ridge, Palm Beach	4
Orlando, Highlands	4
Missing, Hendry	4
Port Salerno, Martin	4
Ocean Breeze, Martin	4
Orlando, Bay	4
Melrose, Bradford	4
Alys Beach, Bay	4
Clarcona, Orange	4
Pensacola, Unknown	4
Jacksonville Naval Air Station, Duval	4
Newberry, Gilchrist	4
Okeechobee, Osceola	4
Miami Gardens, Unknown	4
Miramar, Dade	4
Missing, Calhoun	4
Branford, Gilchrist	4
Fort Lauderdale, Palm Beach	4
Clewiston, Palm Beach	4
San Carlos Park, Lee	4
Wakulla Springs, Wakulla	4
Orlando, Citrus	4
Oneco, Manatee	4
Day, Lafayette	4
Alafaya, Broward	4
International Service Center, Dade	4
Williston, Marion	4
Orange Park, Duval	4
Saint Augustine, Duval	4
El Jobean, Charlotte	4
Hinsdale, Manatee	4
Bella Collina, Lake	4
Alys Beach, Walton	3
Apopka, Hillsborough	3
East Rockland Key, Monroe	3
Ocean Reef Club, Monroe	3
Missing, Washington	3
Mims, Volusia	3
Jonesville, Alachua	3
Julington Creek, St. Johns	3

COVID-19: characteristics of 29,082 Florida resident cases

Data through Jan 18, 2021 verified as of Jan 19, 2021 at 09:25 AM

Data in this report are provisional and subject to change.

The table below includes the cities and counties of residence for cases in Florida residents based on the patient's ZIP Code. Note that city is not always received as part of the initial notification and may be missing while the case is being investigated.

City and county	Cases
Jupiter Island, Martin	3
Point Washington, Walton	3
University Of Central Fl, Seminole	3
Vero Beach, St. Lucie	3
Seacrest, Bay	3
Sandestin, Walton	3
Hollywood, Unknown	3
Indian Rock Beach, Pinellas	3
Inglis, Citrus	3
Fernandina Beach, Duval	3
Mayport Naval Housing, Duval	3
Cape San Blas, Gulf	3
Bowling Green, Polk	3
Crestview, Walton	3
Cypress Gardens, Polk	3
Fpo, Duval	3
Monticello, Madison	3
Samoset, Manatee	3
San Fernando, Unknown	3
Pompano Beach, Palm Beach	3
Vernon, Bay	3
Windermere, Palm Beach	3
Winter Park, Brevard	3
Sorrento, Orange	3
Conch Key, Monroe	3
Coraopolis, Citrus	3
Chicago, Lee	3
Bristol, Calhoun	3
Bayou George, Bay	3
Jacksonville, Alachua	3
Orlando, Jackson	3
North Fort Myers, Charlotte	3
Kissimmee, Unknown	3
Orlando, Nassau	3
Sugarloaf, Monroe	3
Winter Garden, Leon	3
Westville, Walton	3
Glenwood, Volusia	3
Ft Pierce, St. Lucie	3
Milligan, Okaloosa	3
Lamont, Taylor	3
Margate, Unknown	3
Mid Florida, Seminole	3
Los Angeles, Broward	3
Maitland, Pasco	3
Highland Park, Polk	3
Pass, Dade	3
Winter Garden, Polk	3
Lanark Village, Franklin	3
Labelle, Lee	3
Ocoee, Broward	3
Orem, Palm Beach	3
Apopka, Osceola	3
Brewton, Escambia	3
Cassadaga, Volusia	3
Pp, Dade	3
Pp, Unknown	3
Woodside, Broward	3
University Of Central Florida, Palm Beach	3

COVID-19: characteristics of 29,082 Florida resident cases

Data through Jan 18, 2021 verified as of Jan 19, 2021 at 09:25 AM

Data in this report are provisional and subject to change.

The table below includes the cities and counties of residence for cases in Florida residents based on the patient's ZIP Code. Note that city is not always received as part of the initial notification and may be missing while the case is being investigated.

City and county	Cases
Winter Park, Lake	3
Saint Augusaintine Beach, St. Johns	3
Orlando, Indian River	3
Orlando, Martin	3
Port Saint Lucie, Martin	3
Orlando, Unknown	3
Village Of Golf, Palm Beach	3
Windermere, Seminole	3
Hallandale Beach, Unknown	3
Blountstown, Liberty	3
Lakeland, Hillsborough	3
Lake Geneva, Clay	3
Miami, Palm Beach	3
Lynbrook, Broward	3
Miami Gardens, Broward	3
Ludlam, Dade	3
Laurel, Sarasota	3
Jacksonville, Clay	3
Apopka, Dade	3
Orlando, Union	3
Tampa Palms, Hillsborough	3
Tarpon Springs, Pasco	3
Winter Park, Alachua	3
Winter Park, Leon	3
Winter Park, Osceola	3
West Palm Beach, Dade	2
Oklawaha, Marion	2
Olustee, Baker	2
Ocoee, Duval	2
Apopka, Flagler	2
Apopka, Marion	2
Apopka, Sarasota	2
Bonifay, Jackson	2
Clermont, Polk	2
Doctors Inlet, Clay	2
Deland, Lake	2
Fort Pierce, Martin	2
Greenville, Jefferson	2
Lecanto, Marion	2
Lutz, Pinellas	2
Miami, Orange	2
Mount Pleasant, Gadsden	2
Immokalee, Lee	2
Lawtey, Union	2
Los Angeles, Okaloosa	2
Alligator Point, Franklin	2
Coconut Creek, Unknown	2
Fort Myers, Unknown	2
Eatonville, Lake	2
Crawfordville, Leon	2
Fort Lauderdale, Unknown	2
Winter Garden, Broward	2
Winter Garden, Dade	2
Windermere, Osceola	2
Winter Park, St. Johns	2
Upper Key Largo, Monroe	2
None, Dade	2
Saint Petersburg, Hillsborough	2
Seven Springs, Pasco	2

COVID-19: characteristics of 29,082 Florida resident cases

Data through Jan 18, 2021 verified as of Jan 19, 2021 at 09:25 AM

Data in this report are provisional and subject to change.

The table below includes the cities and counties of residence for cases in Florida residents based on the patient's ZIP Code. Note that city is not always received as part of the initial notification and may be missing while the case is being investigated.

City and county	Cases
University Of Central Florida, Pinellas	2
Windermere, Polk	2
Wimauma, Manatee	2
University Of Central Fl, Dade	2
University Of Central Fl, Osceola	2
Sumatra, Liberty	2
Provo, Broward	2
Portland, Unknown	2
Orlando, Sumter	2
Fort Walton Beach, Walton	2
Hialeah Lakes, Dade	2
Dunnellon, Levy	2
Orlando, Holmes	2
Moore Haven, Hendry	2
Naples, Broward	2
Lake Harbor, Palm Beach	2
Winter Garden, Hillsborough	2
Tangerine, Lake	2
Jacksonville, Dade	2
Lake Worth, Broward	2
Madison, Unknown	2
Lockhart, Seminole	2
Amelia City, Nassau	2
Alligator Point, Wakulla	2
Bruce, Holmes	2
Florida Power & Light Co, Dade	2
Land O Lakes, Hillsborough	2
Missing, Okeechobee	2
Lakeland, Unknown	2
Fort Lauderdale, Alachua	2
Cross City, Taylor	2
Carl Fisher, Dade	2
Boca Raton, Broward	2
Saint Marys, Nassau	2
Windermere, Lake	2
Winter Park, Highlands	2
Wacissa, Jefferson	2
Ocoee, Leon	2
Orlo Vista, Orange	2
Port Saint Lucie, Palm Beach	2
Jacksonville Naval Hospital, Duval	2
Longview, Dade	2
Jacksonville, Nassau	2
Hosford, Calhoun	2
Noma, Holmes	2
Melrose, Clay	2
Mesa, Unknown	2
000000, Unknown	2
Boynton Beach, Broward	2
Cape Haze, Charlotte	2
Sebring, Desoto	2
Ormond Beach, Flagler	2
Panama City, Unknown	2
Pompano Beach, Unknown	2
Tampa, Hernando	2
Summerfield, Unknown	2
University Of Central Florida, Lee	2
Vero Beach, Unknown	2
Wauchula, Desoto	2

COVID-19: characteristics of 29,082 Florida resident cases

Data through Jan 18, 2021 verified as of Jan 19, 2021 at 09:25 AM

Data in this report are provisional and subject to change.

The table below includes the cities and counties of residence for cases in Florida residents based on the patient's ZIP Code. Note that city is not always received as part of the initial notification and may be missing while the case is being investigated.

City and county	Cases
Yeehaw, Okeechobee	2
Winter Park, Dade	2
Weirsdale, Lake	2
Seguin, Unknown	2
Sunrise, Unknown	2
Tampa, Broward	2
Plantation Key, Monroe	2
Port Canaveral, Brevard	2
Oakland Park, Unknown	2
Dade City, Unknown	2
Cross Key, Monroe	2
Cibolo, Orange	2
Crescent Beach, Sarasota	2
Claysville, Hernando	2
Marysville, Dade	2
Green Cove Springs, Duval	2
Island Grove, Alachua	2
Sand Lake, Orange	2
Union, Manatee	2
University Of Central Fl, Broward	2
Venice, Dade	2
Port St. Lucie, St. Lucie	2
Windermere, Hillsborough	2
Winter Park, Collier	2
Winter Park, Duval	2
Winter Park, Hillsborough	2
Labelle, Collier	2
Jena, Taylor	2
Lauderhill, Unknown	2
Longwood, Unknown	2
Miramar, Unknown	2
Miami Beach, Unknown	2
Miami, Martin	2
Long Beach, Orange	2
Maitland, Palm Beach	2
New Port Richey, Hillsborough	2
Okeechobee, Highlands	2
High Springs, Columbia	2
Apopka, Duval	2
Alford, Washington	2
Altamonte Springs, Orange	2
Addison, Pasco	1
Alafaya, Dade	1
Apo, Collier	1
Apopka, Alachua	1
Apopka, Citrus	1
Belle Isle, Seminole	1
Arabi, Orange	1
At Large, Broward	1
Austin, Dade	1
Azalea Park, Broward	1
Brownsville, Escambia	1
Boys Ranch, Suwannee	1
Big Torch Key, Monroe	1
Black, Holmes	1
Boca Raton, Lee	1
Bonifay, Unknown	1
Bonnie, St. Johns	1
Coal City, Pasco	1

COVID-19: characteristics of 29,082 Florida resident cases

Data through Jan 18, 2021 verified as of Jan 19, 2021 at 09:25 AM

Data in this report are provisional and subject to change.

The table below includes the cities and counties of residence for cases in Florida residents based on the patient's ZIP Code. Note that city is not always received as part of the initial notification and may be missing while the case is being investigated.

City and county	Cases
Commerce Township, Manatee	1
Crawfordville, Alachua	1
Celebration, Orange	1
Chicago, Broward	1
Gwynn Oak, Polk	1
Fort Lauderdale, Lee	1
Fort Pierce, Brevard	1
Crescent City, Marion	1
Crestview, Unknown	1
Delray Beach, Broward	1
Fort Worth, Broward	1
Franklin, Orange	1
Gainesville, Santa Rosa	1
North Port, Charlotte	1
Newaygo, Charlotte	1
Na, Dade	1
Naples, Leon	1
Naples, Unknown	1
Mattoon, Lee	1
Milford, Bay	1
Missing, Desoto	1
Los Angeles, Orange	1
Marathon Shores, Monroe	1
Marianna, Leon	1
Marianna, Washington	1
Mary Esther, Hillsborough	1
Lecanto, Palm Beach	1
Littleton, St. Johns	1
Lake Worth, Unknown	1
Lake Como, Nassau	1
Lake In The Hills, Broward	1
Jupiter, Pinellas	1
Kansas City, Palm Beach	1
Indianapolis, Lee	1
Winter Park, Manatee	1
Winter Park, Palm Beach	1
Winter Park, Volusia	1
Winter Springs, Orange	1
Youngstown, Washington	1
Zellwood, Brevard	1
Zellwood, Osceola	1
Winnetka, Dade	1
Weston, Unknown	1
Wildwood, Lee	1
West Palm Beach, Unknown	1
Port Saint Lucie, Marion	1
Port St Luice, Unknown	1
Pompano Beach, Dade	1
Pompano Beach, Osceola	1
Port Charlotte, Lee	1
Saint Petersburg, Duval	1
Roswell, Bay	1
Ruskin, Dade	1
Ruskin, Manatee	1
Pine Hills, Polk	1
Pembroke Pines, Unknown	1
Pensacola Naval Hospital, Escambia	1
Pace, Escambia	1
Painted Post, Pasco	1

COVID-19: characteristics of 29,082 Florida resident cases

Data through Jan 18, 2021 verified as of Jan 19, 2021 at 09:25 AM

Data in this report are provisional and subject to change.

The table below includes the cities and counties of residence for cases in Florida residents based on the patient's ZIP Code. Note that city is not always received as part of the initial notification and may be missing while the case is being investigated.

City and county	Cases
Palatka, Marion	1
Wabasha, Clay	1
West Hollywood, Broward	1
Waverly, Duval	1
Unknown, Duval	1
Upland, Manatee	1
Scottsdale, Brevard	1
St Peterburg, Orange	1
Stiamk, Dade	1
Sun City Center, Lee	1
Surfside Beach, Orange	1
Tavares, Unknown	1
Temple, Palm Beach	1
Jacksonville, Baker	1
Jupiter Inlet, Palm Beach	1
Jzx, Unknown	1
Irmo, Unknown	1
Greensboro, Leon	1
Gainesville, Levy	1
Glen Cove, Unknown	1
Glen Saint Mary, Duval	1
Macclenny, Dixie	1
Madison, Jefferson	1
Metter, Manatee	1
Key West, Palm Beach	1
Kilgore, Dade	1
Lake Forest, Collier	1
Land O Lakes, Unknown	1
Landolakes, Unknown	1
Lawton, Okaloosa	1
Lima, Volusia	1
Mokena, Lee	1
Missing, Lafayette	1
Miamiardens, Unknown	1
Miamksaohes, Dade	1
Miami Dade, Unknown	1
Clearwater, Leon	1
Crestview, Broward	1
Clarcona, Seminole	1
Crystal River, Marion	1
Dalecity, Okaloosa	1
Deerfield Beach, Polk	1
Defuniak Springs, Okaloosa	1
Florida City, Unknown	1
Fleming Island, Duval	1
Fellsmere, Brevard	1
Eatonville, Hillsborough	1
El Dorado, Palm Beach	1
Bogota, Unknown	1
Canton, Duval	1
Bradenton, Lee	1
Callahan, Duval	1
Alafaya, Pinellas	1
Apopka, Leon	1
Alachua, Suwannee	1
Atlanta, Walton	1
Attalla, Broward	1
Auburn, Palm Beach	1
Autaugaville, Broward	1

COVID-19: characteristics of 29,082 Florida resident cases

Data through Jan 18, 2021 verified as of Jan 19, 2021 at 09:25 AM

Data in this report are provisional and subject to change.

The table below includes the cities and counties of residence for cases in Florida residents based on the patient's ZIP Code. Note that city is not always received as part of the initial notification and may be missing while the case is being investigated.

City and county	Cases
Azalea Park, Lake	1
Azalea Park, Polk	1
Ocala, Duval	1
Ocoee, Manatee	1
Okeechobi, Unknown	1
Orem, Dade	1
Orlando, Clay	1
Orlando, Gadsden	1
Monument, Broward	1
Morrisville, Palm Beach	1
North Brunswick, St. Lucie	1
North Lauderdale, Unknown	1
North Porte, Unknown	1
Notrealville, Polk	1
Rye, Palm Beach	1
Ridgewood, Lee	1
Roayl Palm Beach, Palm Beach	1
Roseville, Broward	1
San Marcos, Unknown	1
Sarasota, Unknown	1
Saint Petersburg, Bay	1
Plantation, Leon	1
Pooler, Broward	1
Port St. Lucie, Unknown	1
Putnam, Putnam	1
Orlando, Walton	1
Oviedo, Lake	1
Pensacola, Dade	1
Panomo City, Bay	1
Syracuse, Unknown	1
University Of Central Florida, Duval	1
Twentynine Palms, Broward	1
Surprise, Unknown	1
St Cloud, Orange	1
Vernon, Walton	1
Venezuela, Unknown	1
Winfield, Hillsborough	1
Winter Garden, Lee	1
Winter Garden, Unknown	1
Winter Park, Bay	1
West Miami, Unknown	1
Whippany, Volusia	1
Xifamk, Dade	1
Wtixrat, Dade	1
Westlake Village, Unknown	1
Watersound, Bay	1
Whites Creek, Leon	1
Windermere, Volusia	1
Ventura, Orange	1
Unk, Duval	1
Suntise, Dade	1
Tallahassee, Gadsden	1
Tallahassee, Madison	1
Toms River, Lee	1
Tourist, Dade	1
Trenton, Dixie	1
Uknown, Unknown	1
Powell, Lee	1
Perth Amboy, Hillsborough	1

COVID-19: characteristics of 29,082 Florida resident cases

Data through Jan 18, 2021 verified as of Jan 19, 2021 at 09:25 AM

Data in this report are provisional and subject to change.

The table below includes the cities and counties of residence for cases in Florida residents based on the patient's ZIP Code. Note that city is not always received as part of the initial notification and may be missing while the case is being investigated.

City and county	Cases
Pembroke Pines, Dade	1
Pensacola, Sumter	1
Paducah, Manatee	1
Sharpes, Brevard	1
Puerto Rico, Unknown	1
Randolph, Orange	1
Saint Petersburg, Charlotte	1
Saint Lucie Village, St. Lucie	1
Cincinnati, Dade	1
Champions Gate, Osceola	1
Davie, Unknown	1
Dayton, Orange	1
Floral, Okaloosa	1
Dfafs, Okaloosa	1
Edgewood, Broward	1
Bonita, Lee	1
Belle Isle, Duval	1
Bocaraten, Palm Beach	1
Bronson, Alachua	1
Brooker, Alachua	1
Brandon, Pinellas	1
Alva, Escambia	1
Arcadia, Highlands	1
Baker, Santa Rosa	1
Armstrong, St. Johns	1
Atl, Brevard	1
Belleville, Palm Beach	1
Belmont, Santa Rosa	1
Blountstown, Broward	1
Macclenny, Duval	1
Mantua, Broward	1
Mayaguez, Dade	1
Middletown, Osceola	1
North Laud, Unknown	1
Ocoee, Unknown	1
Murrieta, Seminole	1
Monroe, Hillsborough	1
Oldsra, Manatee	1
Hoosick Falls, Broward	1
Hialeahgardens, Dade	1
Hiram, Leon	1
Gibson, Unknown	1
Gainesville, Okaloosa	1
Greenbrier, Bay	1
Longwood, Broward	1
Lucedale, St. Lucie	1
Interlachen, Duval	1
Kure Beach, Monroe	1
Lakeland, Palm Beach	1
Prattville, Hillsborough	1
Prestonsburg, Bay	1
Quincy, Jackson	1
Rapid City, Broward	1
Red Bay, Holmes	1
Piasa, Putnam	1
Palmetto, Pasco	1
Pass-A-Grille Beach, Pinellas	1
Pembroke Lakes, Broward	1
Other, Dade	1

COVID-19: characteristics of 29,082 Florida resident cases

Data through Jan 18, 2021 verified as of Jan 19, 2021 at 09:25 AM

Data in this report are provisional and subject to change.

The table below includes the cities and counties of residence for cases in Florida residents based on the patient's ZIP Code. Note that city is not always received as part of the initial notification and may be missing while the case is being investigated.

City and county	Cases
Palmetto Bay, Palm Beach	1
New Middletown, Hillsborough	1
Orlando, Putnam	1
Waipahu, Santa Rosa	1
Ward, Polk	1
Wellborn, Columbia	1
Sunbright, Palm Beach	1
Syracuse, Polk	1
Tallahassee, Dade	1
Tamarac, Dade	1
Tampa, Unknown	1
Tavares, Orange	1
Topsham, Manatee	1
Town Of Nocatee, St. Johns	1
Unkn, Duval	1
Suitland, Volusia	1
Shirley, Flagler	1
Seminole, Leon	1
Russellville, Bay	1
Saint Joseph, Volusia	1
San Antonio, Orange	1
Woodbine, Nassau	1
Winter Garden, Marion	1
Winter Park, Citrus	1
Winter Park, Hendry	1
Winter Garden, Duval	1
West Yarmouth, St. Lucie	1
Venetian Islands, Dade	1
Belle Isle, Osceola	1
Bay Harbor Islands, Unknown	1
Bel Air, Collier	1
Alachua, Duval	1
Alpharetta, Broward	1
Andover, Palm Beach	1
Apopka, Brevard	1
Apopka, Clay	1
Apopka, Polk	1
Asheville, Highlands	1
Astoria, Broward	1
Bartow, Hardee	1
Carmel, Orange	1
Caracas, Dade	1
Boston, Broward	1
Brooklyn, Broward	1
Brooklyn, Dade	1
Brooklyn, Lee	1
Dallas, Hernando	1
Coconut Ck, Unknown	1
Chicago, Unknown	1
Fort Lauderdale, Leon	1
Fort White, Clay	1
Dearborn, Broward	1
Deer Park, Dade	1
Deerfield Beach, Unknown	1
Deland, Seminole	1
Deltona, Seminole	1
Doral, Unknown	1
Downingtown, Hillsborough	1
Dpo, Santa Rosa	1

COVID-19: characteristics of 29,082 Florida resident cases

Data through Jan 18, 2021 verified as of Jan 19, 2021 at 09:25 AM

Data in this report are provisional and subject to change.

The table below includes the cities and counties of residence for cases in Florida residents based on the patient's ZIP Code. Note that city is not always received as part of the initial notification and may be missing while the case is being investigated.

City and county	Cases
Garden City, Alachua	1
Gaylord, Orange	1
Gotcha, Orange	1
Greensburg, Palm Beach	1
Fisher Island, Unknown	1
Hallandale, Unknown	1
Gurabo, Osceola	1
Hernando, Marion	1
Hialeah, Collier	1
Helen, Bay	1
Lake Butler, Alachua	1
Kingsland, Nassau	1
Knoxville, Bay	1
Indian Rocks Beach, Duval	1
Key West, Duval	1
Keys West, Unknown	1
Hoclywsod, Dade	1
Hiawasse, Osceola	1
Homeless, Hillsborough	1
Homeless, Monroe	1
Homeless, Pinellas	1
Inwood, Broward	1
Irvine, Marion	1
Istachatta, Hernando	1
Jefferson, Dade	1
Jonesboro, Leon	1
Jupiter, Dade	1
Jupiter, St. Lucie	1
Kenilworth, Leon	1
Monroe Township, Palm Beach	1
Moore Haven, Okeechobee	1
Morrisville, Unknown	1
Milford, Lee	1
Missing, Levy	1
North Palm Beach, Orange	1
Northport, Sarasota	1
Oakland, Lee	1
Las Vegas, Palm Beach	1
Ldhl, Broward	1
Little Neck, Lee	1
Micanopy, Marion	1
Mckinney, Broward	1
Miamc, Dade	1
Fort Denaud, Glades	1
Fortlauderdale, Unknown	1
Ft Pierce, Unknown	1
Garland, Orange	1
El Paso, Unknown	1
Everett, Dade	1
Fl State Lot, Leon	1
Eatonville, Seminole	1
Destin, Unknown	1
Diamond, Highlands	1
Colorado Springs, Unknown	1
Conifer, Lee	1
Coco River, Collier	1
Bryn Mawr, Palm Beach	1
Camden Wyoming, Duval	1
Bear Grass, Palm Beach	1

COVID-19: characteristics of 29,082 Florida resident cases

Data through Jan 18, 2021 verified as of Jan 19, 2021 at 09:25 AM

Data in this report are provisional and subject to change.

The table below includes the cities and counties of residence for cases in Florida residents based on the patient's ZIP Code. Note that city is not always received as part of the initial notification and may be missing while the case is being investigated.

City and county	Cases
Chipley, Holmes	1
Chipley, Jackson	1
Chattanooga, Dade	1
Altamonte, Orange	1
Alva, Collier	1
333, Unknown	1
Allentown, Putnam	1
Amelia Village, Nassau	1
Apple Creek, Citrus	1
Barefoot Beach, Lee	1
Azalea Park, Osceola	1
Aventura, Osceola	1
Loganville, Orange	1
Lehigh Cares, Lee	1
Live Oak, Columbia	1
Lauderdale Hill, Unknown	1
Longwood, Orange	1
Middleburg, Duval	1
Midland, Osceola	1
Minneola, Broward	1
Miami Garden, Unknown	1
Miami, Monroe	1
Miamii, Dade	1
Miamt, Dade	1
Lake Mary, Lake	1
Knoxville, Escambia	1
Jeffersonville, Broward	1
Hickory, Lee	1
Homeless, Dade	1
Hallandate Ben, Unknown	1
Union City, Bradford	1
Tampa, Manatee	1
Steinhatchee, Alachua	1
Porter Ranch, Dade	1
Raiford, Bradford	1
Ponte Vedra Beach, Orange	1
Port Saint Lucie, Broward	1
Port Saint Lucie, Indian River	1
Republic, Monroe	1
Ridgewood, Broward	1
Riverview, Manatee	1
Roseland, Palm Beach	1
Saint Teresa, Wakulla	1
San Diego, Unknown	1
Russellville, Hillsborough	1
Saint Augustine, Okaloosa	1
Pompano Beach, Alachua	1
Pine Hills, Broward	1
Old Town, Gilchrist	1
Palm City, Unknown	1
Oviedo, Leon	1
N/A, Duval	1
Naples, Alachua	1
Ocoee, Hillsborough	1
Ocala, Unknown	1
Opa Locka, Polk	1
Orem, Sarasota	1
Orem, Unknown	1
Westerville, Hillsborough	1

COVID-19: characteristics of 29,082 Florida resident cases

Data through Jan 18, 2021 verified as of Jan 19, 2021 at 09:25 AM

Data in this report are provisional and subject to change.

The table below includes the cities and counties of residence for cases in Florida residents based on the patient's ZIP Code. Note that city is not always received as part of the initial notification and may be missing while the case is being investigated.

City and county	Cases
Woodland Hills, Brevard	1
Windermere, Dade	1
Winston Salem, Unknown	1
Wilbur By The Sea, Volusia	1
Willowbrook, Lee	1
University Of Central Florida, Hillsborough	1
University Of Central Fl, Pasco	1
Vero Beach, Brevard	1
Village Of Palm Springs, Palm Beach	1
Webster, Pasco	1
Knoxville, Duval	1
Lakewood, Unknown	1
Los Angeles, Polk	1
Middleburg, Unknown	1
Minneapolis, Broward	1
Missing, Charlotte	1
Maitland, Unknown	1
Melbourne, Orange	1
Miami Beach, Palm Beach	1
Miami Granders, Dade	1
Naugatuck, Lee	1
Myakka, Duval	1
North Little Rock, Palm Beach	1
New Vernon, Sarasota	1
New York, Broward	1
Oakland, Broward	1
Oakland, Manatee	1
Ocoee, Polk	1
Opa Locka, Unknown	1
Orlando, Orange	1
Duke Field Air Force Station, Okaloosa	1
Flora, Lee	1
Export, Palm Beach	1
Fdsf, Unknown	1
Fruitland Park, Sumter	1
Fwb, Unknown	1
Gainesville, Marion	1
Gastonia, Polk	1
Geneva, Orange	1
Hialeah, Orange	1
Hilliard, Dade	1
Hollywood, Leon	1
Holt, Unknown	1
Humble, Broward	1
Havanna, Gadsden	1
Jan Phyl Village, Polk	1
Green, Clay	1
Greensburg, Orange	1
Greenville, Monroe	1
Gulf Shores, Escambia	1
Bryn Mawr, Collier	1
Apalachicola, Leon	1
Apopka, Palm Beach	1
Aspen, Palm Beach	1
Atlanta, Broward	1
Aurburndale, Polk	1
Aventura, Unknown	1
Azalea Park, Sarasota	1
Bartow, Unknown	1

COVID-19: characteristics of 29,082 Florida resident cases

Data through Jan 18, 2021 verified as of Jan 19, 2021 at 09:25 AM

Data in this report are provisional and subject to change.

The table below includes the cities and counties of residence for cases in Florida residents based on the patient's ZIP Code. Note that city is not always received as part of the initial notification and may be missing while the case is being investigated.

City and county	Cases
Boca Rotan, Unknown	1
Deltona , Volusia	1
Clermont, Unknown	1
Columbia, Orange	1
Coral Gables, Unknown	1
Coral Springs, Unknown	1
Cornelius, Leon	1
Crestview, Dade	1
Dade City, Polk	1
Dania, Unknown	1
Darien, Pasco	1
Pensacola, Santa Rosa	1
Plant City, Hendry	1
Plant City, Pinellas	1
Plantation, Unknown	1
Ponce, Orange	1
Port Charlotte FL, Unknown	1
South Otselic, Dade	1
Saint Petersburg, Dade	1
San Juan, Osceola	1
San Pedro Sula, Dade	1
Sandy, Duval	1
Richmond Heights, Dade	1
Rochester, Lee	1
Rosemary Beach, Bay	1
Sumter Ville, Unknown	1
Springhill, Unknown	1
Tampa, Jackson	1
University Of Central FL, St. Johns	1
University Of Central Florida, Dade	1
Tinley Park, Lee	1
Telluride, Lee	1
Windermere, Lee	1
Winter Garden, Brevard	1
Winter Garden, Sumter	1
Wayne, Dade	1
West Simsbury, Collier	1
Spring Hill , Hernando	1
Starke, Clay	1
Stone Mountain, Palm Beach	1
Sun City Center, Hardee	1
Tallahassee, Duval	1
Tampa, Palm Beach	1
Tiffin, Highlands	1
Saint Petersburg, St. Lucie	1
Saxis, Lee	1
Sebring, Lee	1
Saint Johns, Unknown	1
Rye, Duval	1
Rex, Duval	1
Oooooo, Unknown	1
North Pole, Seminole	1
North Port, Lee	1
Orem, Broward	1
Orlando, Washington	1
Pacifica, Dade	1
Palm Coast, Polk	1
Palm Coast, Volusia	1
Parker, Dade	1

COVID-19: characteristics of 29,082 Florida resident cases

Data through Jan 18, 2021 verified as of Jan 19, 2021 at 09:25 AM

Data in this report are provisional and subject to change.

The table below includes the cities and counties of residence for cases in Florida residents based on the patient's ZIP Code. Note that city is not always received as part of the initial notification and may be missing while the case is being investigated.

City and county	Cases
Port Everglades, Broward	1
Peoria, Unknown	1
Plantation, Orange	1
Tulsa, Orange	1
University Of Central Fl, Clay	1
Washington, Unknown	1
Wekiva Springs, Seminole	1
West Villages, Sarasota	1
Westbrook, Dade	1
Wichita, Volusia	1
Wildwood, Marion	1
Winder Garden, Orange	1
Windermere, Broward	1
Zolfo Springs, Polk	1
Winter Park, Calhoun	1
Winter Park, Indian River	1
Winter Park, Lee	1
Windermere, Pasco	1
Vernon, Unknown	1
Winter Garden, Pinellas	1
Eatonville, Osceola	1
Edgewood, Osceola	1
Deland, St. Lucie	1
Deltona, Orange	1
Fort Myers-, Lee	1
Fort Pierce, Unknown	1
Gotha, Palm Beach	1
Granada Hills, Broward	1
Hailandale, Unknown	1
Harrison, Pinellas	1
Hialeah, Bay	1
Homeless, Polk	1
Conway, Leon	1
Clermont, Osceola	1
Clewiston, Glades	1
Cypress, Leon	1
Davenport, Orange	1
Cartersville, Unknown	1
Anaheim, Unknown	1
Alafaya, Palm Beach	1
Athens, Duval	1
Bogota, Orange	1
Bradlington, Manatee	1
Bronx, Palm Beach	1
Blountstown, Jackson	1
Belle Isle, Dade	1
Louisville, Manatee	1
Los Angeles Ca, Unknown	1
Lewisburg, Pasco	1
Littleton, Dade	1
Homosassa, Hernando	1
Jerusalem, St. Johns	1
Lake City, Hamilton	1
La Grange, Dade	1
Navarre, Okaloosa	1
New Orleans, Palm Beach	1
Newark, Broward	1
Newburgh, Bay	1
Missing, Hardee	1

COVID-19: characteristics of 29,082 Florida resident cases

Data through Jan 18, 2021 verified as of Jan 19, 2021 at 09:25 AM

Data in this report are provisional and subject to change.

The table below includes the cities and counties of residence for cases in Florida residents based on the patient's ZIP Code. Note that city is not always received as part of the initial notification and may be missing while the case is being investigated.

City and county	Cases
Marshall, Dade	1
Middlesburg, Duval	1
Maitland, Dade	1
Miami Lakes, Unknown	1
Miami, Hillsborough	1
Lemoine, Manatee	1
Lawrence Township, Palm Beach	1
Lander, Citrus	1
Las Vegas, Orange	1
Magnolia Square, Osceola	1
Maitland, Alachua	1
Melrose, Alachua	1
Miamf, Dade	1
Miami G, Dade	1
Miami, Collier	1
Marianna, Calhoun	1
Marshall, Palm Beach	1
New Richmond, Volusia	1
Jamaica, Broward	1
Kingsland, Duval	1
Kissimmee, Brevard	1
Lake Placid, Alachua	1
Gotha, Leon	1
Gilmer, Dade	1
Haverford, Hillsborough	1
Herrin, Orange	1
Deland, Polk	1
Dallas, Lee	1
De Leon Springs, Putnam	1
Estero, Collier	1
Fanning Springs, Levy	1
Columbus, Brevard	1
Cookeville, Seminole	1
Crestview, Holmes	1
Cumberland, Palm Beach	1
Dade City, Hillsborough	1
Charlotte, Pasco	1
Clear Brook, Lee	1
Clermont, Orange	1
Boca Raton, Unknown	1
Bohealia, Lee	1
Blowing Rock, Polk	1
Carol Stream, Orange	1
Bryant, Alachua	1
Apopka, St. Lucie	1
Belle Isle, Polk	1
Apopka, Manatee	1
99, Unknown	1
Alanson, Bay	1
Aollywoss, Dade	1
Ocoee, Lee	1
Ocoee, Volusia	1
Okeechobee, St. Lucie	1
Opalocka, Dade	1
Orlando, Hendry	1
Orlando, Levy	1
Oakland, Lake	1
Oakland, Leon	1
Palm Springs North, Dade	1

COVID-19: characteristics of 29,082 Florida resident cases

Data through Jan 18, 2021 verified as of Jan 19, 2021 at 09:25 AM

Data in this report are provisional and subject to change.

The table below includes the cities and counties of residence for cases in Florida residents based on the patient's ZIP Code. Note that city is not always received as part of the initial notification and may be missing while the case is being investigated.

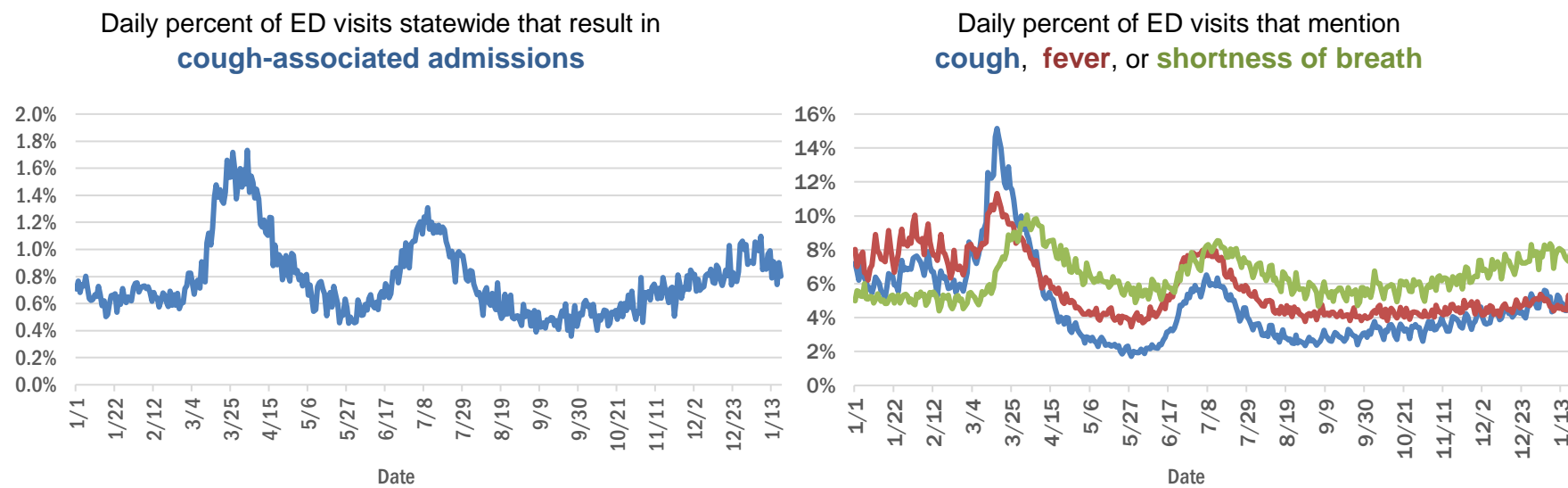
City and county	Cases
Palm Coast, Duval	1
Pineland, Lee	1
Perry, Leon	1
Provincetown, Collier	1
Virginia Beach, Hernando	1
Waco, Broward	1
University Of Central Florida, Monroe	1
Toms River, Dade	1
Tangerine, Seminole	1
Tewksbury, Orange	1
Shannon, Collier	1
Soldotna, Broward	1
Saint Cloud, Lee	1
Saint Johns, Orange	1
San Antonio, Sarasota	1
San Antonio, Unknown	1
Sanford, Volusia	1
Steinhatchee, Madison	1
South Burlington, Orange	1
Wesley Chapel, Alachua	1
Wood River, Polk	1
Worcester, Palm Beach	1
Weston, Dade	1
Wheaton, Lee	1
Total	1,560,015

COVID-19: additional surveillance information

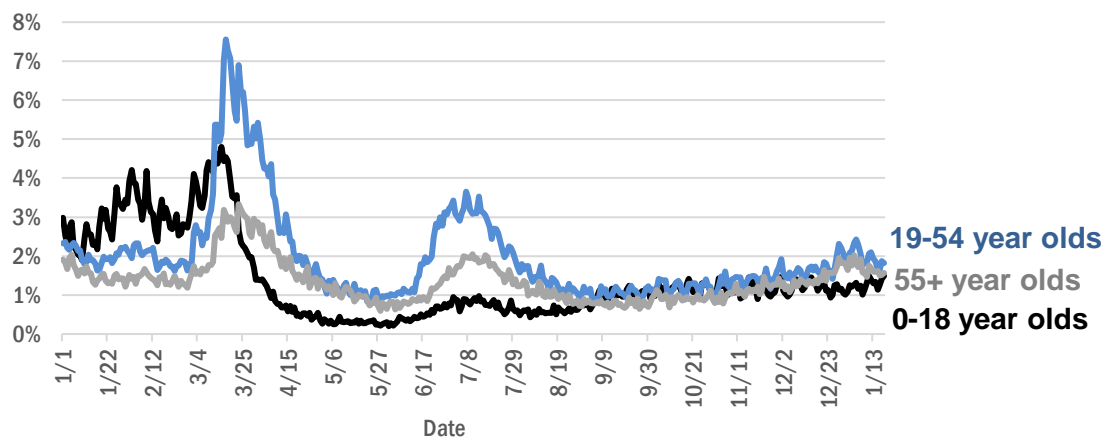
Data through Jan 18, 2021 verified as of Jan 19, 2021 at 09:25 AM

Data in this report are provisional and subject to change.

Statewide emergency department (ED) chief complaint and admission data



Daily percent of ED visits statewide that mention cough by age group



The Electronic Surveillance System for the Early Notification of Community-Based Epidemics (ESSENCE-FL) includes chief complaint data from 211 of 211 Florida EDs. Data are transmitted electronically to ESSENCE-FL daily or hourly.

COVID-19: testing by laboratory

Data through Jan 18, 2021 verified as of Jan 19, 2021 at 09:25 AM

Data in this report are provisional and subject to change.

The numbers in the table below represent the number of Florida and non-Florida residents for whom test results were received by the Department of Health. A person can be tested by more than one laboratory and can have both positive and negative results. **Therefore, the sum of the numbers in each column will be larger than the total number of people tested.**

Reporting lab	Inconclusive	Negative	Positive	Percent positive	Total
LABORATORY CORPORATION OF AMERICA	2,304	1,431,392	192,876	12%	1,626,572
QUEST DIAGNOSTICS	10,591	1,249,726	183,298	13%	1,443,615
CURATIVE LABS	11,536	1,174,742	170,944	13%	1,357,222
BIO REFERENCE LABORATORIES, INC	7,362	836,672	158,838	16%	1,002,872
HELIX	5,739	446,384	76,402	14%	528,525
GENETWORX	661	390,606	32,938	8%	424,205
REALTOX LABS LLC	3,915	352,554	56,346	14%	412,815
CDR MAGUIRE - HEALTH CARE CENTER		338,628	51,517	13%	390,145
RCA LABORATORY SERVICES, LLC		285,385	28,377	9%	313,762
NOMI_HEALTH	1,317	234,470	35,043	13%	270,830
EAST FLORIDA STATE COLLEGE - BREVARD		212,889	26,986	11%	239,875
IMPACT HEALTH BIOMETRIC TESTING, INC	1,000	191,471	21,658	10%	214,129
REAL DIAGNOSTICS	1,302	178,640	24,704	12%	204,646
NOMI HEALTH LAB SERVICES		172,662	19,610	10%	192,272
BPHL-JACKSONVILLE	18	141,326	25,263	15%	166,607
MAKO GENOMICS	6,679	126,015	22,331	14%	155,025
ELABNETWORK	1,058	135,226	11,462	8%	147,746
ADVENTHEALTH LAB	99	127,047	15,867	11%	143,013
MAYO CLINIC LABORATORIES	314	122,987	15,587	11%	138,888
NORTHWEST LABORATORY	246	121,016	6,471	5%	127,733
FULGENT DIAGNOSTICS LABORATORY	2,292	111,925	12,050	10%	126,267
BAYCARE LABORATORIES LLC	529	114,938	10,448	8%	125,915
BPHL-MIAMI	225	102,025	17,299	14%	119,549
MEMORIAL REGIONAL HOSPITAL SOUTH	23	98,046	20,040	17%	118,109
PWNHEALTH	538	103,424	13,438	11%	117,400
ASCENSION SACRED HEART HOSPITAL - PENSACOLA	2	100,002	15,420	13%	115,424
ADVENT HEALTH LAB	112	101,260	13,957	12%	115,329
MEDICAL DIAGNOSTIC LABORATORIES	973	98,455	14,204	13%	113,632
BIOCOLLECTIONS WORLDWIDE, INC	690	99,784	12,642	11%	113,116
ORLANDO HEALTH SYSTEM	650	96,980	10,052	9%	107,682
KORVALABS, INC	1,284	91,231	4,674	5%	97,189
UF HEALTH MEDICAL LAB	33	86,202	7,555	8%	93,790
BPHL-TAMPA (SPECTRUM BLVD)	45	76,183	14,264	16%	90,492
TAMPA GENERAL HOSPITAL	4	79,525	7,511	9%	87,040
AKESOGEN		72,681	13,463	16%	86,144
SUNPATH MEDICAL DIAGNOSTICS LABORATORY	751	73,855	11,356	13%	85,962
TESTING MATTERS INC	264	73,427	11,365	13%	85,056
DIATHERIX LABORATORIES		73,026	11,117	13%	84,143
BAPTIST HEALTH SOUTH FLORIDA	305	65,234	10,493	14%	76,032
ASCENSION ST VINCENT'S - RIVERSIDE	1	59,174	8,636	13%	67,811
REAL DIAGNOSTICS	419	56,813	8,976	14%	66,208
JACKSON MEMORIAL HOSPITAL CLINICAL LAB	79	52,789	9,931	16%	62,799
LAKELAND REGIONAL MEDICAL CENTER	129	53,647	7,067	12%	60,843
SOUTH MIAMI HOSPITAL LAB	289	51,037	7,484	13%	58,810
UF HEALTH SHANDS HOSPITAL	375	52,419	3,831	7%	56,625
ARUP LABORATORIES	16	50,024	2,916	6%	52,956
AIT LABORATORIES		47,038	5,743	11%	52,781

COVID-19: testing by laboratory

Data through Jan 18, 2021 verified as of Jan 19, 2021 at 09:25 AM

Data in this report are provisional and subject to change.

The numbers in the table below represent the number of Florida and non-Florida residents for whom test results were received by the Department of Health. A person can be tested by more than one laboratory and can have both positive and negative results. **Therefore, the sum of the numbers in each column will be larger than the total number of people tested.**

Reporting lab	Inconclusive	Negative	Positive	Percent positive	Total
AMERICAN HEALTH ASSOCIATES	9	46,976	3,556	7%	50,541
AEGIS SCIENCES CORPORATION	336	41,385	7,586	15%	49,307
INGENIOUS PERSONALIZED MEDICINE	155	38,318	8,016	17%	46,489
APPLIED INGENUITY DIAGNOSTICS LLC		43,775	1,967	4%	45,742
VIRACOR EUROFINIS		35,225	9,761	22%	44,986
TALLAHASSEE MEMORIAL HOSPITAL	211	38,230	4,688	11%	43,129
BAPTIST HEALTH - JACKSONVILLE	4	39,814	3,208	7%	43,026
GENESIS REFERENCE LABORATORIES		33,440	3,849	10%	37,289
ORANGE COUNTY CONVENTION CENTER		33,330	3,669	10%	36,999
SARASOTA MEMORIAL HOSPITAL MAIN LAB	12	33,408	3,066	8%	36,486
BROWARD GENERAL MEDICAL CENTER-CLINICAL LAB	2	32,356	3,439	10%	35,797
MILLENNIUM PHYSICIAN GROUP	17	29,985	5,695	16%	35,697
MIAMI DADE COUNTY		32,093	3,528	10%	35,621
LEE HEALTH - CAPE CORAL HOSPITAL	3	30,000	5,039	14%	35,042
WALGREENS	32	28,531	5,264	16%	33,827
NICKLAUS CHILDREN'S HOSPITAL	61	29,248	4,350	13%	33,659
UNIVERSITY OF MIAMI HOSPITAL	32	30,273	3,221	10%	33,526
FLORIDA HOSPITAL - TAMPA	37	30,722	2,715	8%	33,474
UF HEALTH JACKSONVILLE	47	28,743	3,333	10%	32,123
ECCO LAB GROUP CO	452	26,313	4,282	14%	31,047
ADVENTIST HEALTH SYSTEMS SUNBELT INC DBA		26,595	2,765	9%	29,360
NORTH FLORIDA REGIONAL MEDICAL CENTER		23,695	2,938	11%	26,633
ST JOSEPHS HOSPITAL LABORATORY	23	23,028	3,057	12%	26,108
JUPITER MEDICAL CENTER LAB	69	23,675	2,233	9%	25,977
MOUNT SINAI MEDICAL CENTER	9	23,347	2,515	10%	25,871
BRANDON REGIONAL HOSPITAL		22,597	3,049	12%	25,646
DWIC OF TAMPA BAY INC		22,628	2,325	9%	24,953
PALMETTO GENERAL HOSPITAL LAB	3	19,578	4,119	17%	23,700
JFK MEDICAL CENTER LAB	1	20,663	2,704	12%	23,368
ACCESS DX LABORATORY	209	20,392	2,018	9%	22,619
STATLAB_MOBILE	1	19,887	2,003	9%	21,891
STS LAB 2 LLC	6	20,244	1,044	5%	21,294
INTEGRATED REGIONAL LABORATORIES LLP	1	18,253	3,032	14%	21,286
WATSON CLINIC LLP		16,820	3,889	19%	20,709
NAPLES COMMUNITY HOSPITAL	67	18,700	1,929	9%	20,696
ADVENT HEALTH - DAYTONA BEACH	32	18,890	1,559	8%	20,481
AVENTUS BIO LABS	16	17,671	2,576	13%	20,263
PANCARE OF FLORIDA INC		18,047	2,096	10%	20,143
HEALTHLINK DIAGNOSTIC LABORATORIES	259	17,753	2,025	10%	20,037
LAB DIAGNOSTICS LLC	383	14,384	5,244	26%	20,011
HOLY CROSS HOSPITAL CLINICAL LAB	1	18,278	1,604	8%	19,883
EXACT SCIENCES LABORATORIES		17,478	2,191	11%	19,669
MORTON PLANT HOSPITAL-ADLER INSTITUTE	26	17,557	2,050	10%	19,633
PATIENTS FIRST LAKE ELLA MEDICAL CENTER PA		16,183	2,974	16%	19,157

COVID-19: testing by laboratory

Data through Jan 18, 2021 verified as of Jan 19, 2021 at 09:25 AM

Data in this report are provisional and subject to change.

The numbers in the table below represent the number of Florida and non-Florida residents for whom test results were received by the Department of Health. A person can be tested by more than one laboratory and can have both positive and negative results. **Therefore, the sum of the numbers in each column will be larger than the total number of people tested.**

Reporting lab	Inconclusive	Negative	Positive	Percent positive	Total
DRS CLACK SPENCER WHITE & MCCORMACK PA D/B/A		16,984	1,796	10%	18,780
MEDFAST URGENT CARE CENTERS, LLC	10	15,931	2,487	13%	18,428
SAINT MARY'S MEDICAL CENTER	22	16,360	1,919	10%	18,301
INFINITY BIOLOGIX LLC	54	17,496	743	4%	18,293
HEALTH CENTER AT SINAI RESIDENCES		16,932	506	3%	17,438
BIOCERNA LABS	461	14,582	2,112	12%	17,155
AHALABS		15,561	1,056	6%	16,617
GENESIS MEDICAL LABORATORY	185	13,743	2,658	16%	16,586
MINUTECLINIC LLC		13,122	2,572	16%	15,694
LEESBURG REGIONAL MEDICAL CENTER		13,694	1,844	12%	15,538
UNITED CLINICAL LABORATORY LLC	2	13,553	1,936	12%	15,491
NIGHT LITE PEDIATRIC CENTER LLC		13,668	1,719	11%	15,387
CLEVELAND CLINIC HOSPITAL LAB	4	13,446	1,876	12%	15,326
OSCEOLA REGIONAL MEDICAL CENTER	1	13,343	1,960	13%	15,304
BAYFRONT HEALTH - ST PETERSBURG	17	13,105	2,124	14%	15,246
HOMESTEAD HOSPITAL CLINICAL LABORATORY	26	12,199	2,599	18%	14,824
MEMORIAL HOSPITAL JACKSONVILLE	8	12,234	2,423	17%	14,665
INDIAN RIVER MEDICAL CENTER LAB		13,669	851	6%	14,520
MALABAR MEDICAL WALK IN CLINIC		11,868	1,906	14%	13,774
ORANGE PARK MEDICAL CENTER	9	11,300	2,320	17%	13,629
NORTHWEST MEDICAL CENTER	1	11,875	1,673	12%	13,549
CLEVELAND CLINIC TRADITION HOSPITAL		12,438	962	7%	13,400
WELLINGTON REGIONAL MED CTR LAB	5	11,898	1,451	11%	13,354
PRIVA PATH LABS	61	12,288	759	6%	13,108
BETHESDA HOSPITAL EAST		11,937	1,166	9%	13,103
WEST KENDALL BAPTIST HOSPITAL	10	10,565	2,521	19%	13,096
DELRAY MEDICAL CENTER LAB	3	11,770	1,318	10%	13,091
MEMORIAL REGIONAL HOSPITAL CLINICAL LABORATORY	10	12,219	840	6%	13,069
VISTA CLINICAL DIAGNOSTICS	377	11,381	1,244	10%	13,002
OAK HILL HOSPITAL		11,534	1,446	11%	12,980
LEE HEALTH - LEE MEMORIAL HOSPITAL		9,604	3,296	26%	12,900
INDIAN RIVER PATHOLOGY LLC		11,786	1,095	9%	12,881
LAWNWOOD REGIONAL MEDICAL CENTER	1	10,931	1,737	14%	12,669
ACCESS MEDICAL LABORATORIES	4	6,450	5,973	48%	12,427
BAPTIST HEALTH - SOUTH		11,406	987	8%	12,393
BAPTIST HEALTHCARE - BAPTIST HOSPITAL	5	9,624	2,584	21%	12,213
LARGO MEDICAL CENTER		10,752	1,360	11%	12,112
WINTER HAVEN HOSPITAL CLINICAL LABORATORY	4	10,280	1,823	15%	12,107
FLORIDA HOSPITAL WATERMAN LABORATORY	70	10,997	858	7%	11,925
CLARITY LAB SOLUTIONS	67	10,372	1,309	11%	11,748
ST ANTHONY'S HOSPITAL LAB	28	10,390	1,319	11%	11,737
LAKE CITY HM		10,779	947	8%	11,726
ST MARKS HOSPITAL LABORATORY B	78	10,627	1,002	9%	11,707
BINAXNOW	9	8,966	2,657	23%	11,632
UHEALTH CORAL GABLES/LENNAR MED CTR	3	10,978	625	5%	11,606

COVID-19: testing by laboratory

Data through Jan 18, 2021 verified as of Jan 19, 2021 at 09:25 AM

Data in this report are provisional and subject to change.

The numbers in the table below represent the number of Florida and non-Florida residents for whom test results were received by the Department of Health. A person can be tested by more than one laboratory and can have both positive and negative results. **Therefore, the sum of the numbers in each column will be larger than the total number of people tested.**

Reporting lab	Inconclusive	Negative	Positive	Percent positive	Total
PWN HEALTH	17	9,428	2,054	18%	11,499
WEST FLORIDA HOSPITAL LAB		8,847	2,511	22%	11,358
GOOD SAMARITAN MEDICAL CENTER LAB	2	9,822	1,477	13%	11,301
NONA SCIENTIFIC	5	8,515	2,774	25%	11,294
WESTSIDE REGIONAL MED CTR	2	9,635	1,624	14%	11,261
MEDICAL CENTER OF TRINITY CLINICAL LABORATORY	2	9,824	1,202	11%	11,028
PALMS WEST HOSPITAL LAB	2	9,394	1,587	14%	10,983
CB SMITH PARK		9,650	1,329	12%	10,979
MERCY HOSPITAL A CAMPUS OF PLANTATION GEN HOSP LAB	1	9,098	1,790	16%	10,889
GULF COAST MEDICAL CENTER MICROLAB		8,438	2,383	22%	10,821
ST JOSEPHS HOSPITAL	18	9,359	1,372	13%	10,749
REGIONAL MEDICAL CENTER BAYONET POINT	2	9,777	847	8%	10,626
LARKIN COMMUNITY HOSPITAL INC DBA CARDIOTROPIC		6,820	3,621	35%	10,441
THE VILLAGES REGIONAL HOSPITAL		9,396	1,020	10%	10,416
LARKIN COMMUNITY HOSPITAL	10	8,985	1,395	13%	10,390
COAST DIAGNOSTICS LLC	43	9,341	999	10%	10,383
CAPITAL REGIONAL MEDICAL CTR		8,249	2,080	20%	10,329
THE HEALTHCARE DISTRICT OF PALM BEACH COUNTY	39	8,958	1,244	12%	10,241
CORAL GABLES HOSPITAL CLINICAL LABORATORY		8,515	1,668	16%	10,183
MEASE COUNTRYSIDE LAB	14	9,101	1,037	10%	10,152
AVENTURA HOSPITAL LAB		8,221	1,911	19%	10,132
HALIFAX MEDICAL CENTER LAB	35	8,585	1,492	15%	10,112
GENOVA DIAGNOSTICS LABORATORY	42	9,152	836	8%	10,030
WEST BOCA MEDICAL CENTER LAB		9,232	754	8%	9,986
SRQ DRIVE THROUGH		8,944	905	9%	9,849
BLAKE MEDICAL CENTER		8,566	1,270	13%	9,836
MANATEE MEMORIAL HOSPITAL		8,986	826	8%	9,812
FLORIDA LABORATORY ANALYSIS		8,605	1,153	12%	9,758
LEE HEALTH - HEALTH PARK MEDICAL CENTER		8,062	1,643	17%	9,705
ADVENTHEALTH CENTRA CARE LAKE BUENA VISTA		8,761	920	10%	9,681
PATHNOSTICS	37	7,514	2,116	22%	9,667
PALM BEACH GARDENS MEDICAL CTR LAB		8,722	933	10%	9,655
PALM BEACH BALL PARK		8,605	1,000	10%	9,605
AVECINA	17	8,857	670	7%	9,544
BAPTIST HEALTH SOUTH FLORIDA - WEST KENDALL URGENT CARE		7,843	1,502	16%	9,345
FLORIDA HOSPITAL HEARTLAND MED CTR CLINICAL LAB	33	8,051	1,220	13%	9,304
ADVENT HEALTH - WESLEY CHAPEL	14	8,307	856	9%	9,177
BOSTON HEART DIAGNOSTICS CORP		7,987	1,183	13%	9,170
NEMOURS CHILDRENS HOSPITAL	1	8,632	493	5%	9,126
LAKE CITY MEDICAL CENTER		7,144	1,972	22%	9,116
P4 CLINICAL, LLC	188	8,006	887	10%	9,081
DOCTORS HOSPITAL	7	7,294	1,456	17%	8,757
AVECINA MEDICAL	4	6,171	2,533	29%	8,708
LABSTAT LLC	3	8,081	391	5%	8,475
PLANTATION GENERAL HOSPITAL		7,134	1,312	16%	8,446
FLORIDA MEDICAL CENTER - A CAMPUS OF NORTH SHORE	2	7,324	998	12%	8,324
AVECINA MEDICAL OAKLEAF	3	6,977	1,330	16%	8,310

COVID-19: testing by laboratory

Data through Jan 18, 2021 verified as of Jan 19, 2021 at 09:25 AM

Data in this report are provisional and subject to change.

The numbers in the table below represent the number of Florida and non-Florida residents for whom test results were received by the Department of Health. A person can be tested by more than one laboratory and can have both positive and negative results. **Therefore, the sum of the numbers in each column will be larger than the total number of people tested.**

Reporting lab	Inconclusive	Negative	Positive	Percent positive	Total
VIKOR SCIENTIFIC	20	6,757	1,508	18%	8,285
NORTHSIDE HOSPITAL AND HEART INSTITUTE		7,329	826	10%	8,155
LEON MEDICAL CENTERS LLC		6,357	1,782	22%	8,139
CORAL SPRINGS MED CTR		7,355	784	10%	8,139
INFORM DIAGNOSTICS, INC		7,651	451	6%	8,102
CENTRAL FLORIDA REGIONAL HOSPITAL		7,217	827	10%	8,044
FLORIDA HOSPITAL FLAGLER	29	7,278	639	8%	7,946
FLORIDA HOSPITAL DELAND	10	6,886	1,016	13%	7,912
PRECISION HEALTH RESOURCES LLC		7,360	490	6%	7,850
ALL CHILDREN'S HOSPITAL		7,160	526	7%	7,686
AMERICAN FAMILY CARE		3,949	3,727	49%	7,676
NORTH SHORE MEDICAL CENTER		6,311	1,291	17%	7,602
NCH NORTH NAPLES HOSPITAL LAB	15	6,733	829	11%	7,577
BROWARD HEALTH NORTH CLINICAL LABORATORY		6,672	841	11%	7,513
CARDIOPATH	1	6,744	761	10%	7,506
FLORIDA HOSPITAL ZEPHYRHILLS	10	6,689	749	10%	7,448
OCALA REGIONAL MEDICAL CENTER		6,447	958	13%	7,405
EXPRESS GENE MOLECULAR DIAGNOSTICS LABORATORY		6,110	1,221	17%	7,331
KD MEDICAL CHOICE LLC	1	6,623	696	10%	7,320
FLORIDA HOSPITAL OF CARROLLWOOD	23	6,270	1,010	14%	7,303
WEST PALM HOSPITAL LAB		6,618	571	8%	7,189
BAPTIST HEALTH SOUTH FLORIDA - COUNTRY WALK URGENT CARE		5,949	1,225	17%	7,174
LEE HEALTH - GULF COAST MEDICAL CENTER	2	5,719	1,432	20%	7,153
CLEVELAND CLINIC MARTIN SOUTH HOSPITAL	1	6,279	732	10%	7,012
MEDARBOR DIAGNOSTICS	1	5,864	1,064	15%	6,929
BAPTIST HEALTH - BEACHES		6,347	543	8%	6,890
SOUTH BAY HOSPITAL CLINICAL LAB		6,146	667	10%	6,813
MEMORIAL HOSPITAL WEST LABORATORY SERVICES	14	6,158	636	9%	6,808
LUMINUS DIAGNOSTICS		6,228	544	8%	6,772
VISTA CLINICAL	8	3,827	2,697	41%	6,532
MEDEXPRESS URGENT CARE	2	4,396	2,090	32%	6,488
FULGENT DIAGNOSTICS	101	5,900	462	7%	6,463
ISPM LABS, LLC DBA CAPSTONE DIAGNOSTICS, LLC		6,132	319	5%	6,451
SARKIS CLINICAL TRIALS	18	5,623	809	13%	6,450
POINCIANA MEDICAL CENTER		4,985	1,458	23%	6,443
BAYCARE COMMUNITY HEALTH		6,256	170	3%	6,426
MORTON PLANT-MEASE	5	5,826	576	9%	6,407
CernerELR_Advent		5,507	873	14%	6,380
ARCPPOINT LABS OF FORT MYERS	4	5,566	803	13%	6,373
BAPTIST HEALTH SOUTH FLORIDA - MIAMI LAKES URGENT CARE		4,988	1,383	22%	6,371
MEMORIAL HOSPITAL MICRO		5,894	454	7%	6,348
WEST MARION COMMUNITY HOSPITAL LAB		5,317	1,006	16%	6,323
ANNE BATES LEACH EYE HOSPITAL/ ABLEH MICROBIOLOGY LABORATORY		6,114	89	1%	6,203
LAKWOOD RANCH MEDICAL CENTER		5,661	481	8%	6,142
CLEVELAND CLINIC MARTIN NORTH HOSPITAL		5,379	719	12%	6,098
FLORIDA HOSPITAL FISH MEMORIAL	19	5,197	859	14%	6,075
ST LUCIE MEDICAL CENTER		4,789	1,179	20%	5,968

COVID-19: testing by laboratory

Data through Jan 18, 2021 verified as of Jan 19, 2021 at 09:25 AM

Data in this report are provisional and subject to change.

The numbers in the table below represent the number of Florida and non-Florida residents for whom test results were received by the Department of Health. A person can be tested by more than one laboratory and can have both positive and negative results. **Therefore, the sum of the numbers in each column will be larger than the total number of people tested.**

Reporting lab	Inconclusive	Negative	Positive	Percent positive	Total
NATIONWIDE LABORATORY SERVICES INC	209	4,867	839	14%	5,915
SANTA ROSA MEDICAL CENTER		4,666	1,070	19%	5,736
H LEE MOFFITT CANCER CENTER LABORATORY		5,545	171	3%	5,716
BAPTIST HEALTH SOUTH FLORIDA - WESTCHESTER URGENT CARE		4,661	1,052	18%	5,713
AVERO DIAGNOSTICS - IRVING	7	5,303	395	7%	5,705
ST JOSEPHS NORTH HOSPITAL LAB	7	4,927	761	13%	5,695
UNKNOWN	3	3,101	2,512	45%	5,616
BAPTIST HEALTH SOUTH FLORIDA - DORAL URGENT CARE		4,425	1,127	20%	5,552
HIALEAH HOSPITAL	4	4,311	1,228	22%	5,543
OVIEDO MEDICAL CENTER		4,856	571	11%	5,427
BAYFRONT HEALTH - VENICE REGIONAL MEDICAL	1	4,938	467	9%	5,406
IMPERIAL POINT MEDICAL CENTER		4,959	441	8%	5,400
BAPTIST HEALTH - NASSAU		5,102	290	5%	5,392
GENE BY GENE, GENOMICS RESEARCH CENTER LAB	41	5,059	240	4%	5,340
FLORIDA HOSPITAL OCALA		4,655	643	12%	5,298
MARTIN HOSPITAL SOUTH LAB		4,966	282	5%	5,248
ADVENTHEALTH CENTRA CARE WINTER GARDEN	1	4,696	518	10%	5,215
SUNRISE MEDICAL LABORATORIES	2	4,856	343	7%	5,201
HOLIDAY CVS LLC		4,930	226	4%	5,156
ADVENTHEALTH CENTRA CARE WINTER PARK		4,728	412	8%	5,140
SYNERGY LABORATORIES	7	4,503	611	12%	5,121
TROPICANA FIELD - LOT 2	19	4,614	468	9%	5,101
FORT WALTON BEACH MEDICAL CENTER		4,303	750	15%	5,053
ST PETERSBURG GENERAL HOSPITAL		4,208	808	16%	5,016
ADVENTHEALTH CENTRA CARE DR PHILLIPS		4,573	391	8%	4,964
SOUTH FLORIDA BAPTIST HOSPITAL MICRO	4	4,167	748	15%	4,919
BAPTIST HEALTH SOUTH FLORIDA - PEMBROKE PINES URGENT CARE		4,120	794	16%	4,914
ADVENTHEALTH CENTRA CARE ST CLOUD		4,277	624	13%	4,901
ADVENTHEALTH CENTRA CARE UNIVERSITY		4,450	426	9%	4,876
ADVENTHEALTH CENTRA CARE HUNTERS CREEK		4,185	607	13%	4,792
SYNERGY DIAGNOSTIC LABORATORY	85	4,211	491	10%	4,787
FLORIDA HOSPITAL NORTH PINELLAS	11	4,367	387	8%	4,765
TRINITY SPRINGS		4,080	681	14%	4,761
BAPTIST HEALTH SOUTH FLORIDA - CORAL SPRINGS URGENT CARE		3,976	643	14%	4,619
ADVENTHEALTH CENTRA CARE WATERFORD LAKES		4,017	588	13%	4,605
BAYFRONT HEALTH - PORT CHARLOTTE		4,207	393	9%	4,600
MEDRITE MEDICAL CARE, PC	2,174	2,181	244	5%	4,599
NIGHT LITE PEDIATRICS	4	3,335	1,232	27%	4,571
EGLIN AIR FORCE BASE	12	3,287	1,212	27%	4,511
SOLARIS DIAGNOSTICS	6	4,031	463	10%	4,500
DOCTORS URGENT CARE LLC	1	3,655	835	19%	4,491
MOFFITT CANCER CENTER	6	4,342	93	2%	4,441
ATLANTIS URGENT CARE	1	3,089	1,341	30%	4,431
MEDICAL DNA LABS LLC	2	4,053	369	8%	4,424
ADVENTHEALTH CENTRA CARE LAKELAND	1	3,846	563	13%	4,410
ADVENTHEALTH CENTRA CARE LEE ROAD		3,984	396	9%	4,380
PUTNAM COMMUNITY MEDICAL CENTER		3,787	588	13%	4,375

COVID-19: testing by laboratory

Data through Jan 18, 2021 verified as of Jan 19, 2021 at 09:25 AM

Data in this report are provisional and subject to change.

The numbers in the table below represent the number of Florida and non-Florida residents for whom test results were received by the Department of Health. A person can be tested by more than one laboratory and can have both positive and negative results. **Therefore, the sum of the numbers in each column will be larger than the total number of people tested.**

Reporting lab	Inconclusive	Negative	Positive	Percent positive	Total
ADVENTHEALTH CENTRA CARE CLERMONT		3,928	444	10%	4,372
ACUTIS DIAGNOSTICS	16	3,545	776	18%	4,337
MEDEXPRESS URGENT CARE OF BOYNTON BEACH LLC		4,110	224	5%	4,334
UNIVERSITY HOSPITAL AND MEDICAL CENTER		3,297	999	23%	4,296
COMMUNITY HEALTH CENTERS OF PINELLAS INC		3,376	856	20%	4,232
CLINICAL REFERENCE LABORATORY	2	4,041	184	4%	4,227
SUNCOAST PATHOLOGY ASSOCIATES		3,879	348	8%	4,227
HEALTHQUEST ESOTERICS		3,087	1,129	27%	4,216
BAPTIST HEALTH - NORTH		3,245	937	22%	4,182
MEDEXPRESS URGENT CARE HUDSON		3,658	523	13%	4,181
ANGEL KIDS PEDIATRICS		3,907	248	6%	4,155
QDX PATHOLOGY SERVICES	2	3,810	338	8%	4,150
ADVENTHEALTH CENTRA CARE SANFORD		3,742	390	9%	4,132
ADVENTHEALTH CENTRA CARE KISSIMMEE		3,697	376	9%	4,073
ADVENTHEALTH CENTRA CARE APOPKA		3,559	503	12%	4,062
ADVENTHEALTH CENTRA CARE LAKE MARY		3,687	374	9%	4,061
NIGHT LITE PEDIATRICS URGENT CARE	1	3,413	636	16%	4,050
NORTHWEST FLORIDA COMMUNITY HOSPITAL	27	2,800	1,162	29%	3,989
MEASE DUNEDIN HOSPITAL	5	3,597	366	9%	3,968
PHYSICIANS REGIONAL MEDICAL CENTER - PINE RIDGE RD	1	3,263	703	18%	3,967
ADVENTIST HEALTH SYSTEMS, SUNBELT INC		3,511	439	11%	3,950
CARDIOTROPIC LABS	83	3,141	724	18%	3,948
PALMS OF PASADENA HOSPITAL		3,496	450	11%	3,946
BAPTIST HEALTH SOUTH FLORIDA - TAMIAMI TRAIL URGENT CARE		3,131	786	20%	3,917
EMPIRE CITY LABORATORIES INC	40	3,360	516	13%	3,916
WESTCHESTER HOSPITAL	23	3,083	742	19%	3,848
BAPTIST HEALTH SOUTH FLORIDA - CORAL GABLES (UNIVERSITY) URGENT CARE		3,349	487	13%	3,836
DOCTORS URGENT CARE OF LUTZ LLC	1	3,028	795	21%	3,824
URGENT CARE CURE	2	3,283	527	14%	3,812
DOCTORS HOSPITAL OF SARASOTA CLINICAL LABORATORY		3,308	479	13%	3,787
RAULERSON HOSPITAL		3,118	660	17%	3,778
BAPTIST HEALTH SOUTH FLORIDA - PINECREST URGENT CARE		3,259	512	14%	3,771
THE CENTER FOR URGENT CARE	3	3,102	662	18%	3,767
MICROGEN DX	3	3,115	600	16%	3,718
MEDEXPRESS URGENT CARE - ESTERO		3,364	343	9%	3,707
ADVENTHEALTH CENTRA CARE MOUNT DORA		3,286	392	11%	3,678
BAPTIST HEALTH SOUTH FLORIDA - KENDALE LAKES URGENT CARE		2,918	747	20%	3,665
BAPTIST HEALTH SOUTH FLORIDA - CORAL GABLES URGENT CARE		3,037	604	17%	3,641
COASTAL MED URGENT CARE		2,264	1,356	37%	3,620
CLARITY LAB SOLUTIONS LLC		3,608	4	0%	3,612
ADVENTHEALTH CENTRA CARE ALTAMONTE		3,233	361	10%	3,594
AHCC WESLEY CHAPEL		3,230	356	10%	3,586
TALLAHASSEE PRIMARY CARE ASSOCIATES		3,077	472	13%	3,549
INDIAN RIVER MEDICAL CENTER		2,962	553	16%	3,515
PARAMOUNT URGENT CARE		1,705	1,796	51%	3,501
HEALTH FIRST ADVENTHEALTH CENTRA CARE GATEWAY	1	3,137	329	9%	3,467
BAPTIST HEALTH SOUTH FLORIDA - PALMETTO BAY URGENT CARE		2,903	562	16%	3,465

COVID-19: testing by laboratory

Data through Jan 18, 2021 verified as of Jan 19, 2021 at 09:25 AM

Data in this report are provisional and subject to change.

The numbers in the table below represent the number of Florida and non-Florida residents for whom test results were received by the Department of Health. A person can be tested by more than one laboratory and can have both positive and negative results. **Therefore, the sum of the numbers in each column will be larger than the total number of people tested.**

Reporting lab	Inconclusive	Negative	Positive	Percent positive	Total
MEMORIAL HOSPITAL- MIRAMAR	12	3,152	267	8%	3,431
BETHESDA HOSPITAL WEST		3,095	323	9%	3,418
ADVENTHEALTH CENTRA CARE OVIEDO		3,004	405	12%	3,409
ADVENTHEALTH CENTRA CARE AZALEA PARK		2,961	441	13%	3,402
TWIN CITIES HOSPITAL	1	2,952	422	13%	3,375
NCH DOWNTOWN NAPLES HOSPITAL	10	2,943	417	12%	3,370
MEDEXPRESS URGENT CARE - WEST TAMPA		3,065	302	9%	3,367
SIPARADIGM LLC	16	3,143	181	5%	3,340
MINUTECLINIC LLC #3703		2,781	535	16%	3,316
MIDWAY SPECIALTY CARE CENTER DIAGNOSTICS	38	3,051	225	7%	3,314
HealthSentry_UHS	1	2,985	314	10%	3,300
MEDEXPRESS URGENT CARE - ROYAL PALM BEACH		3,027	272	8%	3,299
HEALTH FIRST ADVENTHEALTH CENTRA CARE TITUSVILLE		2,951	333	10%	3,284
BAYFRONT HEALTH - SEVEN RIVERS		2,975	306	9%	3,281
MINUTECLINIC		2,836	443	14%	3,279
ADVENTHEALTH CENTRA CARE ORANGE LAKE		2,912	343	11%	3,255
MEDEXPRESS URGENT CARE PALM BEACH GARDENS		3,034	209	6%	3,243
ADVENT HEALTH - HEART OF FLORIDA ER	1	2,788	452	14%	3,241
MEDEXPRESS URGENT CARE - GOLDEN GATE		2,915	324	10%	3,239
US BIOTEK LABORATORIES	13	2,880	338	10%	3,231
ASCENSION SACRED HEART - EMERALD COAST		2,636	573	18%	3,209
ADVENTHEALTH CENTRA CARE LONGWOOD		2,931	270	8%	3,201
PEDIATRIC HEALTH CARE ALLIANCE PA		2,901	291	9%	3,192
BAYA PHARMACY & URGENT CARE		2,279	910	29%	3,189
NCH NORTH NAPLES HOSPITAL	4	2,715	466	15%	3,185
ADVENTHEALTH CENTRA CARE PORT ORANGE		2,917	249	8%	3,166
BAPTIST HEALTH SOUTH FLORIDA - DAVIE URGENT CARE		2,630	524	17%	3,154
BAYFRONT HEALTH - BROOKSVILLE		2,733	382	12%	3,115
ADVENTHEALTH CENTRA CARE SAND LAKE		2,869	236	8%	3,105
ESCAMBIA COMMUNITY CLINICS INC	7	2,221	833	27%	3,061
BAPTIST HEALTH SOUTH FLORIDA - WESTON URGENT CARE		2,692	338	11%	3,030
DOCTORS TEST CENTERS		2,634	377	13%	3,011
PRO CLINIC		2,430	581	19%	3,011
MEDEXPRESS URGENT CARE - LAKELAND		2,640	337	11%	2,977
ENGLEWOOD COMMUNITY HOSPITAL		2,618	290	10%	2,908
LAKESIDE MEDICAL CENTER		2,277	624	22%	2,901
STONE CLINICAL LABORATORIES		2,789	96	3%	2,885
FLORIDA FAMILY LABORATORY, INC DBA	7	2,619	247	9%	2,873
BARTOW REGIONAL MEDICAL CENTER	1	2,429	442	15%	2,872
ADVENTHEALTH CENTRA CARE LEESBURG		2,514	358	12%	2,872
AMELIA URGENT CARE		1,514	1,357	47%	2,871
WALGREENS ORLANDO	3	2,523	339	12%	2,865
VETERANS AFFAIRS MEDICAL CENTER - ORLANDO		1,343	1,506	53%	2,849
EMERALD COAST URGENT CARE		2,135	697	25%	2,832
DESOTO MEMORIAL HOSPITAL	3	2,319	500	18%	2,822
MEDCOMP SCIENCES LLC	29	1,321	1,455	52%	2,805
WALGREEN CO	2	2,482	317	11%	2,801

COVID-19: testing by laboratory

Data through Jan 18, 2021 verified as of Jan 19, 2021 at 09:25 AM

Data in this report are provisional and subject to change.

The numbers in the table below represent the number of Florida and non-Florida residents for whom test results were received by the Department of Health. A person can be tested by more than one laboratory and can have both positive and negative results. **Therefore, the sum of the numbers in each column will be larger than the total number of people tested.**

Reporting lab	Inconclusive	Negative	Positive	Percent positive	Total
ADVENTHEALTH CENTRA CARE SOUTH ORANGE		2,500	295	11%	2,795
NCF DIAGNOSTICS & DNA TECHNOLOGIES LAB	78	2,383	312	11%	2,773
ADVENTHEALTH PROMPT CARE	1	1,934	826	30%	2,761
BAPTIST HEALTH SOUTH FLORIDA - BRICKELL URGENT CARE		2,286	466	17%	2,752
BAPTIST HEALTH URGENT CARE AT SAWGRASS		2,311	440	16%	2,751
PRECISION HEALTH SOLUTIONS		2,591	91	3%	2,682
HIGHLANDS REGIONAL MEDICAL CENTER		2,069	613	23%	2,682
CENTRA CARE - WATERFORD LAKES		2,097	576	22%	2,673
SELECT LABORATORIES - MARION COUNTY, FL LLC	3	2,431	191	7%	2,625
BAYFRONT HEALTH - PUNTA GORDA		2,431	183	7%	2,614
CITRUS MEMORIAL HOSPITAL LABORATORY		2,231	357	14%	2,588
MEMORIAL HOSPITAL PEMBROKE	3	2,266	303	12%	2,572
BMCT Molecular Diagnostics Subsection		2,097	457	18%	2,554
ADVENT HEALTH - OCALA		2,124	427	17%	2,551
ADVENTHEALTH CENTRA CARE COLONIAL TOWN	1	2,282	228	9%	2,511
BAYFRONT HEALTH - SPRING HILL		2,264	238	10%	2,502
PARAMOUNT URGENT CARE - WINDERMERE		1,608	892	36%	2,500
HOLIDAY CVS LLC DBA CVS PHARMACY #5154		2,431	65	3%	2,496
GENESIS DIAGNOSTICS		2,282	211	8%	2,493
MEDEXPRESS URGENT CARE CAPE CORAL		2,121	364	15%	2,485
EMERALD COAST URGENT CARE LLC		1,804	653	27%	2,457
PALMS MEDICAL GROUP	5	1,693	746	31%	2,444
HEALTH FIRST ADVENTHEALTH CENTRA CARE COCOA		2,227	211	9%	2,438
SPORTS DRUG TESTING LABORATORY	43	2,289	82	3%	2,414
EMERALD COAST URGENT CARE, LLC	1	1,793	598	25%	2,392
MEDEXPRESS URGENT CARE - DELAND		2,129	226	10%	2,355
LEE HEALTH CONVENIENT CARE - PAGE FIELD		1,928	392	17%	2,320
LEE HEALTH - COCONUT POINT CLINICAL LAB	2	1,872	433	19%	2,307
COMMUNITY HEALTH NORTHWEST FLORIDA	4	1,739	543	24%	2,286
MARINERS HOSPITAL		2,040	216	10%	2,256
BAPTIST HEALTHCARE - GULF BREEZE HOSPITAL	3	1,867	385	17%	2,255
BAPTIST HEALTH EMERGENCY CENTER COUNTRY WALK	1	1,890	361	16%	2,252
ACCU REFERENCE MEDICAL LAB		1,671	573	26%	2,244
HEALTH FIRST ADVENTHEALTH CENTRA CARE MALABAR		2,022	221	10%	2,243
PHYSICIANS STAT LAB	3	1,064	1,163	52%	2,230
PRIMEHEALTH URGENT CARE	1	1,865	360	16%	2,226
ADVENT HEALTH - NEW SMYRNA		1,741	479	22%	2,220
BAPTIST HEALTH - CLAY		1,880	338	15%	2,218
PHARMCO RX	2	2,015	186	8%	2,203
VENTURE MEDICAL OF FLORIDA LLC		2,026	173	8%	2,199
MINUTECLINIC LLC # 0709		1,865	325	15%	2,190
CENTRA CARE SAINT CLOUD	1	1,885	303	14%	2,189
SCION LAB SERVICES LLC	22	2,001	166	8%	2,189
NXGEN MDX LLC	4	1,946	234	11%	2,184
ADVENTIST HEALTH SYSTEMS SUNBELT IN DBA		1,975	198	9%	2,173
BAPTIST HEALTH - OAKLEAF		1,749	389	18%	2,138
PROHEALTH		711	1,425	67%	2,136

COVID-19: testing by laboratory

Data through Jan 18, 2021 verified as of Jan 19, 2021 at 09:25 AM

Data in this report are provisional and subject to change.

The numbers in the table below represent the number of Florida and non-Florida residents for whom test results were received by the Department of Health. A person can be tested by more than one laboratory and can have both positive and negative results. **Therefore, the sum of the numbers in each column will be larger than the total number of people tested.**

Reporting lab	Inconclusive	Negative	Positive	Percent positive	Total
LOWER KEYS MEDICAL CENTER		1,890	243	11%	2,133
MEDEXPRESS URGENT CARE LEHIGH ACRES		1,856	274	13%	2,130
BAPTIST HEALTH SOUTH FLORIDA - MIAMI BEACH URGENT CARE		1,821	298	14%	2,119
PHYSICIANS REGIONAL MEDICAL CENTER - COLLIER BLVD	1	1,523	586	28%	2,110
ADVENTHEALTH CENTRA CARE KIDS LAKE MARY		1,954	134	6%	2,088
PREMIER URGENT CARE OF BREVARD LLC	1	1,756	308	15%	2,065
FLORIDA COMMUNITY HEALTH CENTER		1,620	426	21%	2,046
PRIMEHEALTH URGENT CARE INC		1,729	290	14%	2,019
ADVENT HEALTH CENTRA CARE -WINTER PARK KIDS URGENT CARE	4	1,807	200	10%	2,011
CernerELR_Baycare	21	1,821	137	7%	1,979
MEDEXPRESS FORT MYERS		1,711	258	13%	1,969
ADVENTHEALTH EXPRESS CARE		1,519	450	23%	1,969
DOC SMILEY'S URGENT CARE		1,706	247	13%	1,953
CernerELR_BaptistMiami	6	1,681	235	12%	1,922
MINUTECLINIC LLC #3631		1,618	300	16%	1,918
ASSOCIATED PATHOLOGISTS, LLC	3	1,556	337	18%	1,896
GESSLER CLINIC		1,215	676	36%	1,891
MINUTECLINIC LLC 5852		1,583	305	16%	1,888
BRASHEAR'S VITAL CARE CORP		1,407	448	24%	1,855
PARAMOUNT URGENT CARE - ORLANDO		1,196	641	35%	1,837
MEDEXPRESS URGENT CARE CORAL SPRINGS		1,649	174	10%	1,823
TAMPA COMMUNITY HOSPITAL		1,506	294	16%	1,800
LABORATORY OF FLORIDA LLC	40	1,642	113	6%	1,795
ADVENTHEALTH CENTRA CARE		1,594	196	11%	1,790
DONALD W ROBERTSON DO PA		1,355	434	24%	1,789
MEDONE PLLC		1,363	416	23%	1,779
GENUS3		1,700	67	4%	1,767
MEDEXPRESS URGENT CARE - VERO BEACH		1,540	222	13%	1,762
MC DIAGNOSTIC OF CONNECTICUT, PC #2220		1,474	277	16%	1,751
MEDEXPRESS PORT CHARLOTTE		1,596	151	9%	1,747
FLOWERS HOSPITAL		1,568	169	10%	1,737
FLORIDA MEDICAL CLINIC	3	866	860	50%	1,729
JW PLASTIC SURGERY		1,449	244	14%	1,693
DR G'S URGENT CARE		1,459	217	13%	1,676
MEDEXPRESS URGENT CARE - CLEWISTON		1,397	276	16%	1,673
UNIVERSITY OF NORTH FLORIDA STUDENT HEALTH		1,632	41	2%	1,673
PHYSICIAN ASSOCIATES		1,431	180	11%	1,611
DYNIX DIAGNOSTIX		1,328	272	17%	1,600
SPARROW HEALTHCARE	2	1,358	225	14%	1,585
OPTEO LABORATORY		1,534	33	2%	1,567
MELBOURNE MEDICAL LABORATORY	2	1,365	199	13%	1,566
MINUTECLINIC LLC #4415		1,262	287	19%	1,549
MINUTECLINIC LLC #5249		1,212	337	22%	1,549
PARAMOUNT URGENT CARE - OVIEDO		932	614	40%	1,546
MEDFAST URGENT CARE CENTERS LLC		221	1,323	86%	1,544
ADVENTHEALTH CENTRA CARE CONWAY		1,311	232	15%	1,543
NORTH SHORE LONG ISLAND JEWISH HEALTH		1,441	67	4%	1,508

COVID-19: testing by laboratory

Data through Jan 18, 2021 verified as of Jan 19, 2021 at 09:25 AM

Data in this report are provisional and subject to change.

The numbers in the table below represent the number of Florida and non-Florida residents for whom test results were received by the Department of Health. A person can be tested by more than one laboratory and can have both positive and negative results. **Therefore, the sum of the numbers in each column will be larger than the total number of people tested.**

Reporting lab	Inconclusive	Negative	Positive	Percent positive	Total
BAY MEDICAL CENTER SACRED HEART HEALTH SYSTEM		1,097	405	27%	1,502
ACCESS POINT HEALTHCARE URGENT & PRIMARY CARE	2	1,060	432	29%	1,494
MINUTECLINIC LLC		1,270	224	15%	1,494
MARTIN HEALTH SYSTEM - ST LUCIE WEST		1,339	148	10%	1,487
IGENOMIX USA LLC	41	1,314	131	9%	1,486
JACKSON HOSPITAL CLINICAL LABORATORY		1,248	234	16%	1,482
BARDMOOR LABORATORY	9	1,251	219	15%	1,479
CARENOW URGENT CARE		819	659	45%	1,478
MEDEXPRESS URGENT CARE BOCA RATON		1,347	116	8%	1,463
MINUTECLINIC LLC #5253		1,210	250	17%	1,460
PARAMOUNT URGENT CARE INC		377	1,066	74%	1,443
CAREFAST+		860	582	40%	1,442
NCH NORTHEAST	7	1,081	353	24%	1,441
UHEALTH DEERFIELD BEACH/UMSYLVESTER DEERFIELD BEACH LABORATORY	3	1,378	55	4%	1,436
LABTECH DIAGNOSTIC		1,170	259	18%	1,429
MINUTECLINIC LLC #3463		1,207	218	15%	1,425
BIOCERNA LLC	9	1,248	164	12%	1,421
ADVANCE MEDICAL OF NAPLES		309	1,108	78%	1,417
PATIENTS CHOICE LABORATORIES		829	588	41%	1,417
ADVENT HEALTH - DADE CITY		1,241	174	12%	1,415
ASCENSION SACRED HEART - GULF		1,049	357	25%	1,406
SHELL POINT NURSING PAVILION	1	1,341	54	4%	1,396
AMELIA EXPRESS CARE LLC		1,186	198	14%	1,384
ASSURANCE SCIENTIFIC LABORATORIES	1	1,103	274	20%	1,378
PARRISH MEDICAL CENTER	1	1,194	166	12%	1,361
ASCENSION ST VINCENT'S - SOUTHSIDE		1,309	49	4%	1,358
BAPTIST HEALTH SOUTH FLORIDA - COUNTRY WALK URGENT CARE EXPRESS		1,155	185	14%	1,340
MINUTECLINIC LLC #8396		1,106	203	16%	1,309
MINUTECLINIC LLC #5854		1,087	215	17%	1,302
PATIENTS FIRST - THOMASVILLE ROAD		1,144	158	12%	1,302
QUICK CARE MED PL	2	1,117	181	14%	1,300
NEIGHBORHOOD MEDICAL CENTER INC	16	1,140	140	11%	1,296
ARCPOINT LABS		778	518	40%	1,296
MINUTECLINIC LLC #5190		1,063	232	18%	1,295
INTELEX LABS, LLC		1,207	38	3%	1,245
DOC SMILEYS URGENT CARE LLC		1,002	241	19%	1,243
GENESIS LABORATORY MANAGEMENT	10	1,031	197	16%	1,238
HOLMES REG MED CENTER CLINICAL LAB		1,014	222	18%	1,236
MINUTECLINIC LLC #1067		1,058	170	14%	1,228
UNIVERSITY OF ALABAMA AT BIRMINGHAM		1,195	32	3%	1,227
BAPTIST HEALTH SOUTH FLORIDA - KEY BISCANE URGENT CARE EXPRESS		1,081	144	12%	1,225
EMERGENCY PHYSICIANS MEDICAL CENTER		294	926	76%	1,220
CLINICORE		1,124	91	7%	1,215
TEMPUS CLINICAL LABORATORY	9	1,068	137	11%	1,214
MINUTECLINIC LLC #7886		1,035	167	14%	1,202
BOND URGENT CARE LLC		870	325	27%	1,195
ACCESS MEDICAL LABS		746	448	38%	1,194

COVID-19: testing by laboratory

Data through Jan 18, 2021 verified as of Jan 19, 2021 at 09:25 AM

Data in this report are provisional and subject to change.

The numbers in the table below represent the number of Florida and non-Florida residents for whom test results were received by the Department of Health. A person can be tested by more than one laboratory and can have both positive and negative results. **Therefore, the sum of the numbers in each column will be larger than the total number of people tested.**

Reporting lab	Inconclusive	Negative	Positive	Percent positive	Total
NYU HOSPITALS CENTER CLINICAL LABORATORIES		1,146	36	3%	1,182
VERILY LIFE SCIENCES		1,171	6	1%	1,177
MINI ER WATERFORD LAKES, THE		986	180	15%	1,166
MINUTE CLINIC LLC		973	179	16%	1,152
VAVA PARTNERS LLC		437	703	62%	1,140
AMELIA EXPRESS CARE		645	493	43%	1,138
LAKE WALES MEDICAL CENTER INC		989	149	13%	1,138
BAYFRONT HEALTH - CITRUS HILLS		950	178	16%	1,128
MOLECULAR INFECTIOUS DISEASES		1,105	16	1%	1,121
PHYSICIANS PRIMARY CARE	2	953	165	15%	1,120
PENSACOLA PEDIATRICS PA	1	979	134	12%	1,114
CHARLES AIESI CONSULTING INC	6	954	154	14%	1,114
CAPSTONE HEALTHCARE		782	329	30%	1,111
VERITAS GENETICS	61	932	103	9%	1,096
TOM LEE COMMUNITY HEALTH CENTER		759	337	31%	1,096
MEDEXPRESS URGENT CARE - JAX ATLANTIC BLVD		948	141	13%	1,089
NCHMD INC		869	213	20%	1,082
COASTAL LABORATORIES		796	268	25%	1,064
RAINBOW RIVER MEDICAL LABORATORY		977	82	8%	1,059
WHITE WILSON MEDICAL CENTER		136	922	87%	1,058
BAPTIST HEALTHCARE - JAY HOSPITAL		762	290	28%	1,052
MINUTECLINIC LLC #5069		859	191	18%	1,050
UHEALTH CLINIC AT WALGREENS		857	192	18%	1,049
LABORATORY SPECIALISTS OF MICHIGAN		838	210	20%	1,048
MINUTECLINIC LLC #3662		867	174	17%	1,041
LAB24 INC	3	373	665	64%	1,041
EPN URGENT CARE NAPLES	2	746	292	28%	1,040
HOLIDAY CVS LLC DBA CVSPHARMACY #5155		999	37	4%	1,036
MINUTECLINIC LLC #5214		916	120	12%	1,036
MINUTECLINIC LLC #3705		889	141	14%	1,030
TREASURE COAST MEDICAL ASSOCIATES INC		680	339	33%	1,019
BAPTIST HEALTH EMERGENCY CENTER AT WEST CORAL WAY		774	244	24%	1,018
MARION E FETHER MEDICAL CENTER, THE		922	90	9%	1,012
URGENT CARE OF THE PALM BEACHES		616	392	39%	1,008
NORTH FLORIDA PEDIATRICS-TALLAHASSEE		914	86	9%	1,000
SMA LAB	7	884	103	10%	994
ADVANCED DIAGNOSTIC LABORATORY		940	46	5%	986
VERITOR		850	135	14%	985
MINUTECLINIC LLC # 0514		839	145	15%	984
PARAMOUNT URGENT CARE VILLAGES		651	307	32%	958
PEDIATRIC HEALTH CARE ALLIANCE - NORTHDAL		874	83	9%	957
MINUTECLINIC LLC #7887		845	108	11%	953
Community_Health		788	158	17%	946
STAGEZERO LIFE SCIENCES INC	2	853	88	9%	943
ED FRASER MEMORIAL HOSPITAL		743	194	21%	937
MINUTECLINIC LLC #1055		705	225	24%	930
VRL EUROFINIS - DALLAS		913	13	1%	926

COVID-19: testing by laboratory

Data through Jan 18, 2021 verified as of Jan 19, 2021 at 09:25 AM

Data in this report are provisional and subject to change.

The numbers in the table below represent the number of Florida and non-Florida residents for whom test results were received by the Department of Health. A person can be tested by more than one laboratory and can have both positive and negative results. **Therefore, the sum of the numbers in each column will be larger than the total number of people tested.**

Reporting lab	Inconclusive	Negative	Positive	Percent positive	Total
MINUTECLINIC LLC #1771		762	163	18%	925
SOLARIS HEALTHCARE PALATKA		891	33	4%	924
PALM HARBOR PHARMACY		790	124	14%	914
MINUTECLINIC LLC # 3686		745	155	17%	900
STEWART REFERENCE LABORATORY	1	544	352	39%	897
GENE TOX WORLDWIDE	60	736	100	11%	896
ST ANNES NURSING CENTER		870	22	2%	892
FAST TRACK URGENT CARE CENTER		4	887	100%	891
MINUTECLINIC, LLC (CLINIC 10699)		751	133	15%	884
NAPLES URGENT CARE	1	564	315	36%	880
MINUTECLINIC LLC #7173		764	110	13%	874
OPTUM LABS LLC		743	125	14%	868
CAREFAST MURABELLA		501	364	42%	865
HISTOPATHOLOGY SERVICES, LLC		763	96	11%	859
LENCO MEDICAL LABORATORY		820	33	4%	853
COASTAL PEDIATRIC GROUP		738	114	13%	852
FLAGLER HOSPITAL LABORATORY	8	33	809	95%	850
MINUTECLINIC LLC #3814		667	180	21%	847
MINUTECLINIC LLC #3003		646	200	24%	846
MINUTECLINIC LLC # 3930		711	133	16%	844
PRIMARY CARE OF THE TREASURE COAST		748	96	11%	844
MINUTECLINIC LLC #4458		665	178	21%	843
MINUTECLINIC, LLC #4015		619	221	26%	840
MINUTECLINIC LLC #3291		730	105	13%	835
LAKELAND REGIONAL HEALTH - PWC/OB		36	792	96%	828
ALTRU DIAGNOSTICS INC	2	750	75	9%	827
MINUTECLINIC LLC #3635		711	107	13%	818
FLORIDA HOSPITAL ORLANDO		743	74	9%	817
EUROFINS NTD, LLC		780	36	4%	816
FLORIDA DEPARTMENT OF HEALTH IN POLK COUNTY	2	607	207	25%	816
PATIENTS FIRST LAKE ELLA MEDICAL CENTER		708	104	13%	812
TACACHALE CLINICAL LABORATORY	1	774	33	4%	808
ASCENSION ST VINCENT'S - CLAY		775	31	4%	806
NITE LITE PEDIATRICS		234	562	71%	796
PHAROS HEALTH		623	167	21%	790
MINUTECLINIC LLC #7973		663	125	16%	788
INTEGRITY LABORATORIES, LLC	1	638	146	19%	785
ELLENTON URGENT CARE		573	212	27%	785
PROJECT HEALTH, INC SUMTERVILLE	5	635	144	18%	784
TYNDALL AIR FORCE BASE		597	184	24%	781
MINUTECLINIC LLC #7225		665	113	15%	778
XYZ LABORATORY	8	677	87	11%	772
CENTRA CARE		445	324	42%	769
MACDILL AIR FORCE BASE		710	51	7%	761
MINUTECLINIC LLC #1821		668	91	12%	759
ARCPOINT LABS OF CORAL SPRINGS FL		673	84	11%	757
THE HEALTH CENTER OF PLANT CITY		689	64	8%	753

COVID-19: testing by laboratory

Data through Jan 18, 2021 verified as of Jan 19, 2021 at 09:25 AM

Data in this report are provisional and subject to change.

The numbers in the table below represent the number of Florida and non-Florida residents for whom test results were received by the Department of Health. A person can be tested by more than one laboratory and can have both positive and negative results. **Therefore, the sum of the numbers in each column will be larger than the total number of people tested.**

Reporting lab	Inconclusive	Negative	Positive	Percent positive	Total
MINUTECLINIC, LLC #3204		606	147	20%	753
DEPARTMENT OF CLINICAL LABS		737	15	2%	752
DYNIX DIAGNOSTICS	2	524	223	30%	749
BROWNWOOD CARE CENTER		667	77	10%	744
MINUTECLINIC LLC # 3579		619	118	16%	737
MINUTECLINIC LLC #3257		582	150	20%	732
MINUTECLINIC LLC #3285		631	101	14%	732
NORTH FLORIDA PEDIATRICS - LAKE CITY		549	180	25%	729
GENEIQ		688	40	5%	728
PARAMOUNT URGENT CARE - CLERMONT		559	168	23%	727
NONE		308	417	58%	725
JUPITER MEDICAL CENTER URGENT CARE		475	248	34%	723
ADVENT HEALTH LAB - ORLANDO		430	292	40%	722
MINUTECLINIC LLC #4024		608	114	16%	722
MINUTECLINIC, LLC DBA MINUTECLINIC #4717		696	25	3%	721
DISNEY COVID TEST SITE		703	10	1%	713
ADDICTION LABS OF AMERICA	3	640	64	9%	707
MIAMI JEWISH HEALTH SYSTEMS		659	42	6%	701
NORTH OKALOOSA MEDICAL CENTER		411	289	41%	700
MINUTECLINIC LLC # 7933		593	99	14%	692
MINUTECLINIC LLC #3648		551	139	20%	690
BAPTIST HEALTH - MD ANDERSON CANCER CENTER		686	4	1%	690
WHOLE FAMILY HEALTH CENTER INC		516	172	25%	688
PREMIER MEDICAL LABORATORY SERVICES	1	463	222	32%	686
COVANCE CLINICAL RESEARCH UNIT INC		667	17	2%	684
MINUTECLINIC LLC #5216		551	132	19%	683
LEE COUNTY EMERGENCY MEDICAL SERVICE		599	83	12%	682
MINUTECLINIC LLC #3654		570	112	16%	682
MINI ER ADULT AND PEDIATRIC URGENT CARE		574	98	15%	672
Tampa Lakes Health and Rehabilitation Center	2	599	68	10%	669
WILLOWBROOKE COURT AT EDGEWATER POINTE ESTATES		657	9	1%	666
ANY LAB TEST NOW	1	439	223	34%	663
VITAS HEALTHCARE CORPORATION OF FLA		660	3	0%	663
READY RESPONDERS FLORIDA, PLLC		562	98	15%	660
VENICE REGIONAL MEDICAL CENTER		574	86	13%	660
NCH HEALTHCARE SYSTEM MICROBIOLOGY LAB		1	658	100%	659
CVS HEALTH		468	190	29%	658
BLUE MED CONSULTANTS		638	19	3%	657
NORTHEAST FLORIDA NEUROLOGY CLINICS, INC		555	99	15%	654
MEDICAL FP - WHOLE FAMILY HEALTH CENTER		532	119	18%	651
CENTRA CARE - SOUTH ORANGE		476	175	27%	651
SANTA ROSA MEDICAL GROUP		523	128	20%	651
MINUTECLINIC LLC #4201		563	87	13%	650
Victoria Nursing and Rehabilitation Center		602	44	7%	646
MAVERICK LABS		456	187	29%	643
PROFESSIONAL HEALTH EXAMINERS DBA PROHEALTH		521	121	19%	642
DOCTOR'S MEMORIAL HOSPITAL		485	155	24%	640

COVID-19: testing by laboratory

Data through Jan 18, 2021 verified as of Jan 19, 2021 at 09:25 AM

Data in this report are provisional and subject to change.

The numbers in the table below represent the number of Florida and non-Florida residents for whom test results were received by the Department of Health. A person can be tested by more than one laboratory and can have both positive and negative results. **Therefore, the sum of the numbers in each column will be larger than the total number of people tested.**

Reporting lab	Inconclusive	Negative	Positive	Percent positive	Total
NORTH SHORE LIJ URGENT CARE PC		608	31	5%	639
PRIMARY CARE SERVICES AT INDIAN RIVER ESTATES		621	12	2%	633
MYTEST DIAGNOSTICS		584	47	7%	631
MINUTECLINIC, LLC #5817		507	123	20%	630
C.W. BILL YOUNG VA MEDICAL CENTER	1	17	610	97%	628
ADVENT HEALTH CENTRA CARE - MOUNT DORA		276	348	56%	624
KENDALL HEALTHCARE PROPERTIES DBA	2	592	26	4%	620
MINUTECLINIC LLC #3748		472	147	24%	619
UNIVERSITY OF WEST FLORIDA STUDENT HEALTH SERVICES	1	509	106	17%	616
PALACE NURSING HOME & REHAB CENTER		584	32	5%	616
HOLY CROSS HOSPITAL		12	598	98%	610
NORTH FLORIDA PEDIATRICS PA - SUWANNEE	1	499	106	17%	606
MINUTECLINIC LLC #5924		491	114	19%	605
CONSULATE HEALTH CARE OF NEW PORT RICHEY	2	499	103	17%	604
PATIENTS FIRST - MAHAN DRIVE		164	435	73%	599
HENDRY REGIONAL MEDICAL CENTER CLINICAL LABORATORY		411	187	31%	598
SOLARIS HEALTHCARE CHARLOTTE HARBOR		554	44	7%	598
PALM BAY HOSPITAL CLINICAL LABORATORY		377	219	37%	596
MINUTECLINIC LLC #476		495	100	17%	595
ORLANDO HEALTH AND REHAB CENTER		559	35	6%	594
CREEKSIDE CARE CENTER	1	504	84	14%	589
APALACHEE CORRECTIONAL INSTITUTION EAST UNIT		566	15	3%	581
POINT OF CARE TESTING SITE		556	24	4%	580
TREE HOUSE PEDIATRICS PLLC		520	59	10%	579
MANOR PINES CONVALESCENT CENTER LLC	1	560	18	3%	579
PALM GARDEN OF PORT SAINT LUCIE		572	6	1%	578
MOUNT SINAI LABORATORY		551	25	4%	576
ADVENT HEALTH CENTRA CARE - WATERFORD LAKES		481	94	16%	575
JOHN KNOX VILLAGE HEALTH CENTER		559	16	3%	575
VETERANS AFFAIRS MEDICAL CENTER - JAMES A HALEY			574	100%	574
MINUTECLINIC LLC #1807		457	115	20%	572
KEYS AHEC SCHOOL MEDICAL CLINIC	7	494	68	12%	569
COASTAL PHYSICIANS, LLC		424	143	25%	567
LIFE CARE CENTER OF ORANGE PARK		538	28	5%	566
INTERLACHEN PEDIATRICS		539	25	4%	564
LIFE CARE CENTER OF NEW PORT RICHEY		531	32	6%	563
Point of Care Testing	1	112	450	80%	563
FISHERMENS HOSPITAL CLINICAL LAB		513	47	8%	560
HOLMES REGIONAL MEDICAL CENTER		5	545	99%	550
MINUTECLINIC LLC #3236		472	78	14%	550
The Sands at South Beach		545	4	1%	549
TENNESSEE DOH - NASHVILLE	2	484	62	11%	548
MINUTECLINIC LLC #4612		421	127	23%	548
GULF COAST VILLAGE		519	29	5%	548
VITAE DIAGNOSTICS		534	13	2%	547
MINUTECLINIC LLC #3255		431	114	21%	545
CONSULATE HEALTHCARE OF VERO BEACH	14	456	74	14%	544

COVID-19: testing by laboratory

Data through Jan 18, 2021 verified as of Jan 19, 2021 at 09:25 AM

Data in this report are provisional and subject to change.

The numbers in the table below represent the number of Florida and non-Florida residents for whom test results were received by the Department of Health. A person can be tested by more than one laboratory and can have both positive and negative results. **Therefore, the sum of the numbers in each column will be larger than the total number of people tested.**

Reporting lab	Inconclusive	Negative	Positive	Percent positive	Total
GOLDEN GLADES NURSING & REHABILITATION CTR		535	8	1%	543
ST JOHN'S NURSING CENTER		526	16	3%	542
PROHEALTH MEDICAL CLINIC		66	474	88%	540
COASTAL URGENT CARE		424	114	21%	538
ECCOLAB GROUP	1	144	391	73%	536
SEBASTIAN RIVER MEDICAL CENTER	2	401	133	25%	536
NCF DIAGNOSTICS & DNA TECHNOLOGIES	15	200	318	60%	533
SOUTHEAST ALABAMA MEDICAL CENT		483	49	9%	532
ETHOS WELLNESS PHARMACY		493	38	7%	531
SHORELINE PHYSICIAN GROUP		333	198	37%	531
HMA SANTA ROSA MEDICAL CENTER LLC DBA		411	118	22%	529
THE PRESERVE		521	7	1%	528
Signature HealthCare Center of Waterford		499	27	5%	526
CATALYST WALK IN CLINIC		406	119	23%	525
GULF COAST MOLECULAR LABORATORIES	12	432	81	15%	525
MID-FLORIDA PATHOLOGY		413	111	21%	524
MEDICAL VB		403	120	23%	523
SACRED HEART HEALTH SYSTEM, INC		287	236	45%	523
FIU-HEALTH AUXILIARY LABORATORY		479	44	8%	523
ER QUICKCARE PL		427	95	18%	522
MEDICAL CONSULTANTS OF FLORIDA, LLC		429	93	18%	522
MIDWAY SPECIATLY CARE CENTER		323	196	38%	519
INTERLACHEN PEDIATRICS PA		492	27	5%	519
MED FAST URGENT CARE CENTER		260	257	50%	517
ADVENT HEALTH CENTRA CARE - PORT ORANGE		65	452	87%	517
WOODLANDS MEDICAL SPECIALISTS		346	167	33%	513
LIFE CARE CENTER OF HILLIARD		498	15	3%	513
THERADOC		152	357	70%	509
BROAD INSTITUTE CLINICAL SEQUENCING RESEARCH PLATFORM	1	492	15	3%	508
CLEWISTON NURSING AND REHABILITATION CENTER		497	9	2%	506
PEDIATRICS OF CENTRAL FLORIDA PA	17	456	32	6%	505
NCHMD, INC SOUTHEAST IMMEDIATE CARE		381	123	24%	504
PRIMARY CARE SERVICES AT ST ANDREWS ESTATES		503			503
VETERANS AFFAIRS MEDICAL CENTER - BAY PINES		17	484	97%	501
PALM GARDEN OF VERO BEACH		462	37	7%	499
MINUTECLINIC LLC #1815		431	65	13%	496
DAVITA LABORATORY		426	70	14%	496
VRL EUROFINs		477	18	4%	495
CLINICAL PATHOLOGY LABS		386	106	22%	492
AMERICAN FAMILY CARE PENSACOLA WEST		1	489	100%	490
NORTH FLORIDA PEDIATRICS PA		418	72	15%	490
EDEN SPRINGS NURSING AND REHAB CENTER		378	110	23%	488
FORT MYERS INTERNAL MEDICINE, LLC		439	48	10%	487
LITTLE PINE PEDIATRICS		322	165	34%	487
LPG COCONUT POINT		392	92	19%	484
VILLA MARIA NURSING & REHAB CENTER INC	1	472	11	2%	484
MINUTECLINIC LLC #8381		387	97	20%	484

COVID-19: testing by laboratory

Data through Jan 18, 2021 verified as of Jan 19, 2021 at 09:25 AM

Data in this report are provisional and subject to change.

The numbers in the table below represent the number of Florida and non-Florida residents for whom test results were received by the Department of Health. A person can be tested by more than one laboratory and can have both positive and negative results. **Therefore, the sum of the numbers in each column will be larger than the total number of people tested.**

Reporting lab	Inconclusive	Negative	Positive	Percent positive	Total
CLARITY LABS		419	64	13%	483
STEWART ROCKLEDGE HOSPITAL		362	116	24%	478
MINUTECLINIC, LLC #3245		347	131	27%	478
City Medical Of New Jersey, Pc		438	40	8%	478
GROWING TOGETHER PEDIATRICS LLC		435	42	9%	477
ADVENTHEALTH MEDICAL GROUP PROMPT CARE		338	137	29%	475
EMERALD SHORES HEALTH AND REHABILITATION		387	88	19%	475
JACKSON MEMORIAL LONG TERM CARE CENTER		459	16	3%	475
MAIN STREET MEDICAL CENTER		110	364	77%	474
Crestview Rehabilitation Center	4	345	124	26%	473
CRUCIAL CARE EMERGENCY MEDICINE DOCTORS		372	101	21%	473
J AND G MEDICAL GROUP LLC		399	73	15%	472
CHILDRENS MEDICAL ASSOCIATION		426	43	9%	469
OPTUMCARE FLORIDA LLC		326	142	30%	468
ST CLOUD REGIONAL MEDICAL CENTER CLINICAL LAB		394	74	16%	468
DOH - INDIAN RIVER		399	67	14%	466
NEW YORK HOSPITAL LABORATORIES	1	450	12	3%	463
VETERANS AFFAIRS MEDICAL CENTER		40	423	91%	463
BALDOMERO LOPEZ STATE VETERANS NURSING HOME	2	456	3	1%	461
DOCTORS CENTER,THE		361	99	22%	460
LIFE CARE CENTER OF PENSACOLA		418	42	9%	460
HEALTH CENTER AT BRENTWOOD	1	416	42	9%	459
MEMORIAL PEMBROKE 24/7 CARE CENTER		348	110	24%	458
RIVER GARDEN HEBREW HOME FOR THE AGED		404	53	12%	457
NSPIRE HEALTHCARE MIAMI LAKES	7	437	12	3%	456
ENZO CLINICAL LABS INC	3	433	19	4%	455
CARE ONE OF FLORIDA LLC		280	174	38%	454
JACKSON MEMORIAL PERDUE MEDICAL CENTER		433	20	4%	453
NORTH FLORIDA RETIREMENT VILLAGE		450	2	0%	452
MEDIQUICK URGENT CARE CENTERS INC		157	293	65%	450
VALENCIA HILLS HEALTH AND REHABILITATION CENTER		438	12	3%	450
CAPE CANAVERAL HOSPITAL		257	191	43%	448
CYPRESS VILLAGE	1	431	16	4%	448
FIRST QUALITY LABORATORY		419	28	6%	447
EAST LAKE PEDIATRICS		372	73	16%	445
Plantation Bay Rehabilitation Center		432	12	3%	444
MEDFAST URGENT CARE CENTERS		166	278	63%	444
MEDICAL CENTER CLINIC-IMMEDIATE CARE	1	356	87	20%	444
SPECTOR SCIENTIFIC LAB	1	195	247	56%	443
TELESCOPE HEALTH LLC	3	348	90	20%	441
SMA SPECIALTY MEDICAL LAB		117	321	73%	438
LAUDERDALE NURSING CENTER LLC	1	417	19	4%	437
DIAMOND RIDGE HEALTH AND REHABILITATION CENTER		415	20	5%	435
ADVENT HEALTH CENTRA CARE - WINTER PARK		293	142	33%	435
FOUNTAIN MANOR HEALTH AND REHAB CENTER	1	418	15	3%	434
VITAS HEALTHCARE CORP OF CENTRAL FL		422	11	3%	433
BOND AND STEELE CLINIC PA		279	153	35%	432

COVID-19: testing by laboratory

Data through Jan 18, 2021 verified as of Jan 19, 2021 at 09:25 AM

Data in this report are provisional and subject to change.

The numbers in the table below represent the number of Florida and non-Florida residents for whom test results were received by the Department of Health. A person can be tested by more than one laboratory and can have both positive and negative results. **Therefore, the sum of the numbers in each column will be larger than the total number of people tested.**

Reporting lab	Inconclusive	Negative	Positive	Percent positive	Total
MOORINGS PARK INSTITUTE, INC, THE		414	18	4%	432
HARTS HARBOR HEALTH CARE CENTER		411	19	4%	430
MANOR AT CARPENTERS		404	26	6%	430
AVECINA MEDICAL JULINGTON	1	240	189	44%	430
Good Samaritan Society Kissimmee Village		365	64	15%	429
WILLOW BROOKE COURT AT INDIAN RIVER ESTATES		383	44	10%	427
NEW PLANT CITY FAMILY CARE	1	225	201	47%	427
PROFESSIONAL HEALTH EXAMINERS		368	59	14%	427
PALM GARDEN OF JACKSONVILLE	2	355	69	16%	426
THE PALACE AT HOMESTEAD	1	408	15	4%	424
PENSACOLA PEDIATRICS	1	252	171	40%	424
NCH HEALTHCARE BONITA		307	117	28%	424
FLO-MEDILAB SERVICES LLC		186	238	56%	424
The Manor at Blue Water Bay		367	57	13%	424
FAMILY HEALTH CENTERS OF SWF LABS	2	349	72	17%	423
FLORIDA DEPT OF HEALTH IN BREVARD COUNTY	3	360	60	14%	423
SABAL PALMS HEALTH AND REHAB		378	43	10%	421
CARENOW URGENT CARE - FORT PIERCE		226	195	46%	421
REDI MED LLC		302	118	28%	420
GARCIA CLINICAL LABORATORY		28	392	93%	420
Southern Oaks Care Center	1	386	31	7%	418
FLAGLER COUNTY HEALTH DEPARTMENT	1	336	80	19%	417
MINUTECLINIC LLC #1350		337	79	19%	416
EXPRESS URGENT CARE LLC		1	415	100%	416
LEHIGH REGIONAL MEDICAL CENTER LAB		371	44	11%	415
Q ANSWER LAB	1	375	39	9%	415
HILLCREST HEALTH CARE & REHABILITATION CENTER	2	403	9	2%	414
PHYSICIANS PRIMARY CARE LAB		360	54	13%	414
LOOP PEDIATRICS PA	2	332	80	19%	414
MEDONE URGENT CARE AT ST. AUGUSTINE		111	302	73%	413
Williston Care Center		363	49	12%	412
ST ANDREWS BAY SKILLED NURSING &		357	55	13%	412
MINUTECLINIC LLC #3637		296	115	28%	411
CLIFFORD CHESTER SIMS STATE VETERANS		404	7	2%	411
MINUTECLINIC LLC #3671		366	44	11%	410
Colonial Lakes Health Care		384	25	6%	409
PARKLANDS FACILITY INC	4	384	20	5%	408
CALHOUN LIBERTY HOSPITAL		289	114	28%	403
PALM GARDEN OF TAMPA		388	15	4%	403
GOLDEN GATE FAMILY CLINIC		83	319	79%	402
HALIFAX MEDICAL CENTER-PORT ORANGE LAB		337	65	16%	402
AMERICA'S PHARMACY LLC		354	48	12%	402
MINUTECLINIC LLC		356	45	11%	401
WEST GABLES HEALTH CARE CENTER		391	10	2%	401
TIDE LABORATORIES		358	43	11%	401
BOCA GRANDE HEALTH CLINIC		380	20	5%	400
24 HOUR PEDIATRIC CARE CENTER	1	359	40	10%	400

COVID-19: testing by laboratory

Data through Jan 18, 2021 verified as of Jan 19, 2021 at 09:25 AM

Data in this report are provisional and subject to change.

The numbers in the table below represent the number of Florida and non-Florida residents for whom test results were received by the Department of Health. A person can be tested by more than one laboratory and can have both positive and negative results. **Therefore, the sum of the numbers in each column will be larger than the total number of people tested.**

Reporting lab	Inconclusive	Negative	Positive	Percent positive	Total
APP-UNIPATH, LLC	2	381	14	4%	397
JACKSONVILLE BEACH PEDIATRIC CARE CENTER		353	43	11%	396
VETERANS AFFAIRS MEDICAL CENTER - GAINESVILLE		2	394	99%	396
MINI ER AND URGENT CARE		289	105	27%	394
HERON POINTE HEALTH AND REHABILITATION	1	390	3	1%	394
PALM GARDEN OF OCALA		330	62	16%	392
MANOR CARE HEALTH SERVICES - FT MYERS		380	12	3%	392
RICARDO NAVARRO DO PA		340	51	13%	391
BROOKDALE PALMER RANCH	1	337	53	14%	391
BARBER		13	376	97%	389
MAYFLOWER ASSISTED LIVING		386	2	1%	388
NEW YORK PRESBYTERIAN - CUMC CLINICAL		371	17	4%	388
HARBOUR HEALTH CENTER		374	13	3%	387
CAREMED CLINIC LLC		241	146	38%	387
DIAMOND RIDGE HEALTH AND REHABILITATION		366	18	5%	384
ADVENT HEALTH CENTRA CARE - WINTER HAVEN	1	180	201	53%	382
GENOME LLC	2	339	39	10%	380
SANTA ROSA CENTER FOR REHABILITATION AND HEALING		317	61	16%	378
PEDIATRIC HEALTHCARE ALLIANCE PA		340	37	10%	377
BAYA PHARMACY WEST		8	368	98%	376
Solaris HealthCare Windermere		358	17	5%	375
HENDRY REGIONAL MEDICAL CENTER		107	264	71%	371
MEDONE URGENT CARE CENTER		149	222	60%	371
URGENT CARE BETHESDA	1	318	52	14%	371
NAVAL HOSPITAL - JACKSONVILLE		41	329	89%	370
ORLANDO HEALTH CENTER FOR REHABILITATION		360	9	2%	369
KETAMINE HEALTH CENTERS LLC		338	31	8%	369
Ocala Health and Rehabilitation Center		351	18	5%	369
BAPTIST PRIMARY CARE	2	283	81	22%	366
ADVENT HEALTH - TAMPA		148	217	59%	365
VITAS LUTHERAN TOWERS INPATIENT PROGRAM		306	59	16%	365
BALDWIN PEDIATRICS	1	343	21	6%	365
ARCPOINTS LABS		308	55	15%	363
FERNANDINA BEACH REHAB AND NURSING	1	349	12	3%	362
BUFFALO CROSSING HEALTHCARE & REHABILITATION CTR		350	11	3%	361
FAIR HAVENS CENTER, OPCO		355	5	1%	360
PALMS OF SEBRING		334	25	7%	359
AFC URGENT CARE SEMINOLE			357	100%	357
CITRUS NURSING CENTER LLC		333	23	6%	356
INFORM DIAGNOSTICS		349	7	2%	356
ADVENT HEALTH CENTRA CARE - LAKE MARY	2	104	249	70%	355
UR MEDICINE LABS- CENTRAL LABORATORY		337	17	5%	354
SPRING HILL HEALTH AND REHABILITATION CENTER		338	15	4%	353
TREASURE COAST COMMUNITY HEALTH	3	304	46	13%	353
Stacey Health Care Centers Inc. dba Riverside Care Center		324	28	8%	352
ABBAY DELRAY		346	5	1%	351
EAST LAKE PEDIATRICS PA		317	33	9%	350

COVID-19: testing by laboratory

Data through Jan 18, 2021 verified as of Jan 19, 2021 at 09:25 AM

Data in this report are provisional and subject to change.

The numbers in the table below represent the number of Florida and non-Florida residents for whom test results were received by the Department of Health. A person can be tested by more than one laboratory and can have both positive and negative results. **Therefore, the sum of the numbers in each column will be larger than the total number of people tested.**

Reporting lab	Inconclusive	Negative	Positive	Percent positive	Total
BAYSHORE DIAGNOSTICS		309	40	11%	349
SANFORD LABORATORIES		325	23	7%	348
SOLARIS HEALTHCARE MERRITT ISLAND		320	28	8%	348
MY CLINICAL LAB		224	123	35%	347
CONSULATE HEALTH CARE OF BAYONET POINT	3	336	7	2%	346
MANOR OAKS NURSING & REHAB CENTER	2	343	1	0%	346
THE PALACE MANAGEMENT - THE PALACE AT CORAL GABLES		344	2	1%	346
PROJECT HEALTH INC	1	265	80	23%	346
CHILDRENS MEDICAL ASSOCIATION PA		308	38	11%	346
INDIAN RIVER CTR, LLC		310	35	10%	345
CLARIDGE HOUSE NURSING CENTER		328	16	5%	344
FLORIDA HOSPITAL WAUCHULA		237	107	31%	344
CORAL BAY HEALTHCARE AND REHABILITATION	1	330	12	3%	343
CONTINENTAL CLINICAL RESEARCH, LLC		335	8	2%	343
VILLAGE AT VIENNA SQUARE,THE	6	329	8	2%	343
CARE ONE OF FLORIDA	1	226	115	34%	342
HEALTH DESIGNS		328	13	4%	341
ADVENT HEALTH CENTRA CARE - PALM COAST		80	260	76%	340
FLORIDA HOSPITAL MEDICAL GROUP		248	92	27%	340
SOLARIS HEALTHCARE LAKE CITY		277	62	18%	339
SELECT REFERENCE LABORATORIES, LLC	1	326	12	4%	339
SIPARADIGM, DIAGNOSTIC INFORMATICS		273	65	19%	338
FLORIDA GULF COAST UNIVERSITY		182	153	46%	335
NORTH FLORIDA REHABILITATION & SPECIALTY CARE		332	3	1%	335
SIGNATURE HEALTHCARE OF BROOKWOOD GARDENS		332	1	0%	333
XPRESS URGENT CARE	3	273	57	17%	333
BENTON PEDIATRICS INC		299	33	10%	332
ORCHARD PARK HEALTH & REHABILITATION		328	4	1%	332
RUSKIN HEALTH CENTER		221	111	33%	332
ADVENT HEALTH CENTRA CARE - LEESBURG		13	318	96%	331
DBI HEALTH INC		317	14	4%	331
MANOR CARE NURSING CENTER OF SARASOTA FL LLC		309	22	7%	331
CORE DIAGNOSTIC LABORATORIES LLC		237	93	28%	330
NORTH PINELLAS STATMED QUICK QUALITY CLINICS		236	93	28%	329
EXPRESS PHARMACY		303	26	8%	329
SUWANNEE HEALTH AND REHABILITATION CENTER		323	5	2%	328
PHYSICIANS STAT LAB INC		277	51	16%	328
USAFSAM/PHE		174	153	47%	327
TRI-COUNTY NURSING AND REHABILITATION CENTER INC		311	15	5%	326
HOPE HOSPICE AND COMMUNITY SERVICES INC	11	304	10	3%	325
BLOUNTSTOWN REHABILITATION CENTER LLC		223	102	31%	325
MEDSCAN LABORATORY INC	1	163	159	49%	323
USF MORSANI CENTER FOR ADVANCED HEALTH CARE		275	48	15%	323
BROOKSVILLE HEALTHCARE CENTER LLC		318	4	1%	322
MIDWAY SPECIALTY CARE CENTER	3	203	113	35%	319
Life Care Center at Wells Crossing		300	17	5%	317
CORAL TRACE HEALTH CARE	2	310	5	2%	317

COVID-19: testing by laboratory

Data through Jan 18, 2021 verified as of Jan 19, 2021 at 09:25 AM

Data in this report are provisional and subject to change.

The numbers in the table below represent the number of Florida and non-Florida residents for whom test results were received by the Department of Health. A person can be tested by more than one laboratory and can have both positive and negative results. **Therefore, the sum of the numbers in each column will be larger than the total number of people tested.**

Reporting lab	Inconclusive	Negative	Positive	Percent positive	Total
FLORIDA DEPARTMENT OF HEALTH IN CALHOUN COUNTY		223	93	29%	316
Life Care Center of Ocala		277	38	12%	315
CLERMONT HEALTH AND REHABILITATION CENTER		296	19	6%	315
MICHAEL A MIDDLETON MD PA□		302	13	4%	315
HAINES CITY REHABILITATION AND NURSING CENTER		292	22	7%	314
solaris Healthcare Parkway	2	305	7	2%	314
SHORE ACRES CARE CENTER		282	32	10%	314
MEDFAST URGENT CARE CENTER		83	230	73%	313
GENESIS MEDICAL LABORATORY MIAMI FL.		83	230	73%	313
MINUTECLINIC LLC, #10357		312	1	0%	313
PALM GARDEN OF CLEARWATER		295	18	6%	313
Timberridge Center for Rehabilitation and Healing		286	26	8%	312
SEMINOLE NURSING PAVILION		305	7	2%	312
MINUTECLINIC LLC #8927		252	60	19%	312
HEALTH CENTRAL PARK		245	66	21%	311
Palmetto Subacute Care Center		300	8	3%	308
VETERANS AFFAIRS MEDICAL CENTER - LAKE CITY		52	255	83%	307
Manatee Springs Rehabilitation and Nursing Center		289	18	6%	307
MEDEXPRESS LUTZ		3	304	99%	307
ASAP LAB LLC		200	106	35%	306
LIFE CARE PONTE VEDRA INC		301	5	2%	306
MANORCARE HEALTH SERVICES - VENICE		252	53	17%	305
MINUTECLINIC LLC #5187		262	43	14%	305
Quest Diag Unspecifd	1	180	123	40%	304
VIERA HOSPITAL, INC		222	82	27%	304
FLORIDA DEPARTMENT OF HEALTH CLAY COUNTY	1	211	91	30%	303
FLORIDA HOSPITAL HEARTLAND MED CTR LAKE PLACID		221	82	27%	303
Cypress Cove Care Center		203	100	33%	303
AFC URGENT CARE CLEARWATER	1	121	181	60%	303
ELLENTON PEDIATRICS		286	17	6%	303
Darcy Hall Of Life Care		302			302
SUNRISE URGENT CARE ASSOCIATES LLC D/B/A	2	70	229	76%	301
SOLARIS HEALTHCARE OSCEOLA		292	9	3%	301
AFC URGENT CARE TYRONE		2	299	99%	301
GOOD SAMARITAN CENTER		300	1	0%	301
LIFEBRITE	1	123	177	59%	301
SOLARIS HEALTHCARE BAYONET POINT		286	12	4%	298
BREVARD HEALTH ALLIANCE		119	179	60%	298
DXTERITY DIAGNOSTICS	1	284	12	4%	297
SOLARIS HEALTHCARE DAYTONA	1	266	30	10%	297
HEALTHY STEPS PEDIATRICS		259	38	13%	297
ADVENT HEALTH CENTRA CARE - TITUSVILLE		56	241	81%	297
BUENA VISTA URGENT CARE		264	32	11%	296
KEY WEST HEALTH AND REHAB	1	289	6	2%	296
SANDBAY URGENT CARE		237	59	20%	296
AMERICAN RESEARCH LABS		121	173	59%	294
DELTONA HEALTH CARE		270	23	8%	293

COVID-19: testing by laboratory

Data through Jan 18, 2021 verified as of Jan 19, 2021 at 09:25 AM

Data in this report are provisional and subject to change.

The numbers in the table below represent the number of Florida and non-Florida residents for whom test results were received by the Department of Health. A person can be tested by more than one laboratory and can have both positive and negative results. **Therefore, the sum of the numbers in each column will be larger than the total number of people tested.**

Reporting lab	Inconclusive	Negative	Positive	Percent positive	Total
NORTHWEST MEDICAL CENTER CLINICAL LABORATORY		175	117	40%	292
MEDICAL CENTER OF DELTONA, INC		226	66	23%	292
PHYSICIANS REGIONAL WALK-IN		185	107	37%	292
POINT WASHINGTON MEDICAL CLINIC		138	154	53%	292
RIVER TOWN DIAGNOSTIC LLC		189	102	35%	291
AFC URGENT CARE FAMILY CARE			291	100%	291
FAIRWAY OAKS CENTER LLC	6	278	6	2%	290
AUBURN UNIVERSITY MEDICAL CLINIC		227	62	21%	289
AVELLINO LAB USA, INC	1	277	10	3%	288
LAKELAND REGIONAL HEALTH SYSTEMS INC		20	266	93%	286
STARKE FAMILY MEDICAL CENTER		228	58	20%	286
LabCorp (Non-Interfaced)	1	114	170	60%	285
Marshall Health and Rehabilitation Center		263	22	8%	285
SPECIALTY HEALTH AND REHABILITATION CENTER		260	25	9%	285
Palm Garden of Largo		284	1	0%	285
BIOCEPT		268	16	6%	284
CARENOW	2	149	132	47%	283
ASCEND CLINICAL	2	232	48	17%	282
FLORIDA DEPARTMENT OF HEALTH		248	34	12%	282
BOCA BIOLISTICS REFERENCE LABORATORY	2	185	95	34%	282
BAY VILLAGE OF SARASOTA INC		279	3	1%	282
PALM GARDEN OF GAINESVILLE	2	277	2	1%	281
Bayside Care Center	1	261	19	7%	281
GOOD SAMARITAN SOCIETY-DAYTONA		276	5	2%	281
GANDY CROSSING CARE CENTER	1	267	12	4%	280
MEDIPATH		15	263	95%	278
PRUITT HEALTH-SANTA ROSA		275	2	1%	277
PruittHealth Panama City	1	225	51	18%	277
SPRINGTREE REHAB & HEALTH CARE CENTER		261	16	6%	277
MINUTECLINIC, LLC # 4469		223	53	19%	276
PALM GARDEN OF ORLANDO		245	31	11%	276
PruittHealth Santa Rosa		195	81	29%	276
OSPREY LODGE		228	47	17%	275
ST JAMES HEALTH AND REHABILITATION CENTER		193	82	30%	275
ROLLINS COLLEGE WELLNESS CENTER		130	144	53%	274
VILLAGE DOCTORS FAMILY MEDICAL CENTER OF		218	56	20%	274
HARDEE MANOR HEALTH CARE CENTER	1	270	3	1%	274
WESTCHESTER GARDENS LIMITED PARTNERSHIP		268	5	2%	273
Bardmoor Oaks Healthcare and Rehabilitation Center		269	4	1%	273
BRIDGEWATER PARK HEALTH AND REHAB		257	15	6%	272
AVENTURA REHAB AND NURSING CENTER		267	5	2%	272
PALMETTO FAMILY HEALTHCARE	1	166	105	39%	272
SEA BREEZE REHAB AND NURSING CENTER		265	6	2%	271
NORTH FLORIDA MEDICAL GROUP		186	85	31%	271
SERENADES IN THE VILLAGES		216	54	20%	270
CARITHERS PEDIATRIC GROUP		235	35	13%	270
AURORA DIAGNOSTICS BERNHARDT LABORATORIES PATHOLOGY SERVICE		190	80	30%	270

COVID-19: testing by laboratory

Data through Jan 18, 2021 verified as of Jan 19, 2021 at 09:25 AM

Data in this report are provisional and subject to change.

The numbers in the table below represent the number of Florida and non-Florida residents for whom test results were received by the Department of Health. A person can be tested by more than one laboratory and can have both positive and negative results. **Therefore, the sum of the numbers in each column will be larger than the total number of people tested.**

Reporting lab	Inconclusive	Negative	Positive	Percent positive	Total
OCEAN VIEW NURSING AND REHAB CENTER		258	10	4%	268
PREMIER PLACE AT THE GLENVIEW		260	8	3%	268
LIFE CARE CENTER OF PALM BAY		268			268
ADVENT HEALTH CENTRA CARE - ALTAMONTE SPRINGS		159	109	41%	268
Destin Healthcare and Rehabilitation Center	1	258	8	3%	267
ST JUDE CHILDREN'S RESEARCH HOSPITAL		254	13	5%	267
CONSULATE HEALTH CARE OF SAFETY HARBOR		262	5	2%	267
ADVENT HEALTH CENTRA CARE - ORMOND BEACH		113	153	58%	266
HOMESTEAD MANOR	2	223	40	15%	265
ROSEWOOD HEALTH AND REHABILITATION CENTER		254	11	4%	265
ORCHARD RIDGE CARE AND REHABILITATION CENTER		254	10	4%	264
Glades West Rehabilitation and Nursing Center		256	8	3%	264
HEARTLAND PEDIATRICS OF LAKE WALES		231	33	13%	264
SIGNATURE HEALTHCARE OF NORTH FLORIDA		261	2	1%	263
ARGO SENIOR LIVING AT HAVERHILL		250	12	5%	262
LUTHERAN HAVEN		256	6	2%	262
ST PETERSBURG PEDIATRICS	1	219	42	16%	262
LAKE EUSTIS HEALTH AND REHABILITATION CENTER		255	6	2%	261
PINES OF SARASOTA		258	3	1%	261
FL HUD DESTIN, LLC D/B/A GRAND BOULEVARD HEALTH		228	33	13%	261
CLIFFORD CHESTER SIMS VA NURSING HOME		251	9	3%	260
SUN COUNTRY PEDIATRICS PLLC	6	229	24	9%	259
CONSULATE HEALTHCARE OF KISSIMMEE		247	12	5%	259
FLORIDA WOMAN CARE LABORATORY LLC		232	26	10%	258
SPRINGS AT BOCA CIEGA BAY, THE		247	9	4%	256
QUALITOX LABORATORIES		105	151	59%	256
TAMARAC REHABILITATION & HEALTH CENTER		255	1	0%	256
CRONOS CLINICAL LABORATORY	17	167	71	28%	255
PERSONALIZED GENETIC TESTING	1	162	92	36%	255
HEATHER HILL HEALTHCARE CENTER		213	41	16%	254
KISSIMMEE FACILITY OPERATIONS LLC		243	11	4%	254
renaissance health and rehabilitation center		240	12	5%	252
DAVID SCOTT MADWAR MD PA		226	26	10%	252
PEBBLEBROOK PHARMACY		191	61	24%	252
LIFE CARE CENTER OF WINTER HAVEN		234	17	7%	251
SABAL DIRECT PRIMARY CARE, PA		206	45	18%	251
ST LUCIE EMPLOYEE HEALTH & WELLNESS CENTER		248	3	1%	251
EPN URGENT CARE		43	207	83%	250
BEAR CREEK NURSING CENTER		246	4	2%	250
LITTLE PINE PEDIATRICS PLLC		212	38	15%	250
MANOR CARE OF BOYNTON BEACH LLC		236	14	6%	250
PIONEER CLINICAL LAB, LLC		166	83	33%	249
AFC URGENT CARE		65	183	74%	248
SHELL POINT VILLAGE MEDICAL CENTER		246	1	0%	247
MARTIN MEMORIAL MEDICAL CENTER LAB		128	118	48%	246
MINUTECLINIC LLC #6007		194	51	21%	245
BRISTOL AT TAMPA, THE	3	234	8	3%	245

COVID-19: testing by laboratory

Data through Jan 18, 2021 verified as of Jan 19, 2021 at 09:25 AM

Data in this report are provisional and subject to change.

The numbers in the table below represent the number of Florida and non-Florida residents for whom test results were received by the Department of Health. A person can be tested by more than one laboratory and can have both positive and negative results. **Therefore, the sum of the numbers in each column will be larger than the total number of people tested.**

Reporting lab	Inconclusive	Negative	Positive	Percent positive	Total
COLOR GENOMICS, INC.	2	237	6	2%	245
CARRINGTON PLACE OF ST PETE LLC		240	4	2%	244
Fernandina Beach Rehabilitation and Nursing Center		243	1	0%	244
DIAGNOSTIC & CLINICAL CARE SERVICES INC DBA		199	45	18%	244
HARDEE COUNTY HEALTH DEPARTMENT		187	57	23%	244
ROSEWOOD HEALTHCARE & REHABILITATION CENTER		239	4	2%	243
HARBOURWOOD	1	238	4	2%	243
BROWARD NURSING & REHABILITATION CTR	8	231	4	2%	243
Rehabilitation Center for Park Place LLC		237	6	2%	243
Solaris Healthcare Lake Bennet		212	31	13%	243
MALABAR/ADVENT CENTRA CARE		48	194	80%	242
GOOD SAMARITAN CARES		236	5	2%	241
The Care Center at Pinellas Park	1	232	8	3%	241
PROTEUS MOLECULAR AND CLINICAL LAB	1	148	91	38%	240
VILLAGE DOCTORS OF KEYSTONE		176	64	27%	240
QUICK CARE MED		186	52	22%	238
ROSEN MEDICAL CENTER		209	29	12%	238
JACKSON PLAZA NURSING & REHAB CENTER	2	229	6	3%	237
RULEME CENTER	2	218	17	7%	237
ADVENT HEALTH CENTRA CARE - UNIVERSITY	1	95	140	59%	236
Heritage Healthcare at Tallahassee		232	4	2%	236
TUSKAWILLA NURSING AND REHAB CENTER	2	226	7	3%	235
Vi at Lakeside Village Skilled Nursing		230	5	2%	235
OAK HAMMOCK AT THE UNIVERSITY OF FLORIDA		229	6	3%	235
BRENTWOOD RETIREMENT COMMUNITY	5	202	28	12%	235
ARCHER HEALTH VENTURES, LLC		210	25	11%	235
SILVER CREEK SENIOR LIVING COMMUNITY		229	5	2%	234
PRIMARY CARE SOUTH INC		27	207	88%	234
BAY TREE CARE AND REHABILITATION CENTER		197	37	16%	234
REGENTS PARK AT AVENTURA		221	13	6%	234
TIDEWELL HOSPICE INC		230	3	1%	233
SAMANTHA WILSON CARE CENTER		225	8	3%	233
MEMPHIS PATHOLOGY LABORATORY	4	212	17	7%	233
Bay Breeze Senior Living and Rehabilitation Center		181	51	22%	232
Solaris Healthcare Coconut Creek		230	2	1%	232
BUREAU OF CLINICAL LABORATORIES		194	37	16%	231
SERANADES BY SONATA WEST ORANGE		208	22	10%	230
SAINTS 120 LLC	1	195	33	14%	229
LAKE PARK OF MADISON		224	5	2%	229
ELMHURST HOSPITAL CENTER	1	217	11	5%	229
PALM GARDEN OF AVENTURA		227	1	0%	228
ADVENT HEALTH CENTRA CARE - COLONIAL TOWN	1	175	51	22%	227
FAMILY CARE PARTNERS OF NORTHEAST FLORIDA LLC		163	64	28%	227
MANDARIN PEDIATRICS		209	17	8%	226
ACCURATE DIAGNOSTIC LABS, INC		212	14	6%	226
TGH		1	225	100%	226
SILVERCREST HEALTH AND REHABILITATION CENTER	3	217	6	3%	226

COVID-19: testing by laboratory

Data through Jan 18, 2021 verified as of Jan 19, 2021 at 09:25 AM

Data in this report are provisional and subject to change.

The numbers in the table below represent the number of Florida and non-Florida residents for whom test results were received by the Department of Health. A person can be tested by more than one laboratory and can have both positive and negative results. **Therefore, the sum of the numbers in each column will be larger than the total number of people tested.**

Reporting lab	Inconclusive	Negative	Positive	Percent positive	Total
CHIPOLA HEALTH AND REHAB		209	17	8%	226
REHABILITATION CENTER OF LAKE CITY, THE		199	27	12%	226
ADVENT HEALTH CENTRA CARE		104	122	54%	226
NEMOURS CHILDREN'S HOSPITAL		201	24	11%	225
TALLAHASSEE NHHI LLC	1	209	15	7%	225
PARKS HEALTHCARE & REHABILITATION CTR	4	211	10	4%	225
TERRACES OF LAKE WORTH CARE CENTER		217	8	4%	225
LEHIGH VALLEY GENOMICS			224	100%	224
RIVERS FAMILY MEDICINE PA		164	60	27%	224
LYNN HAVEN SPORTS COMPLEX-WALKON CLINIC		20	204	91%	224
KENNEDY PAIN CLINIC GROUP LLC		196	27	12%	223
LONGWOOD FAMILY PRACTICE		178	44	20%	222
PEDIATRIC HEALTH CARE ALLIANCE, PA		201	21	9%	222
TIERRA PINES CENTER		209	11	5%	220
AVANTE AT MT DORA		218	2	1%	220
MOLECULAR TESTING LABS		179	41	19%	220
Boynton Beach Rehabilitation Center	2	213	4	2%	219
WOOD LAKE HEALTH AND REHABILITATION CENTER		219			219
ABBOTT LABORATORIES		142	77	35%	219
FAMILY HEALTH CENTERS OF SOUTHWEST FLORIDA INC		173	45	21%	218
THE MANOR AT CARPENTERS		185	32	15%	217
ATLANTIC SHORES NURSING AND REHAB CENTER		210	7	3%	217
LAKE PORT SQUARE		200	17	8%	217
EDGEWATER AT WATERMAN VILLAGE,THE		204	12	6%	216
ST. CLOUD REGIONAL MEDICAL CENTER		199	17	8%	216
W FRANK WELLS NURSING HOME		189	27	13%	216
Sunset Point Center		214	2	1%	216
Consulate Health Care of North Fort Myers		203	12	6%	215
Solaris HealthCare Imperial		210	5	2%	215
CROSS POINTE CARE CENTER	2	212			214
GATEWAY/ADVENT CENTRA CARE	1	24	189	88%	214
USA HEALTH UNIVERSITY HOSPITAL CLINICAL LABORATORY	1	210	3	1%	214
ManorCare Health Services-Palm Harbor	1	212			213
BLOCK, NATION, CHASE, AND SMOLEN FAMILY MEDICINE		157	56	26%	213
POCONO MEDICAL CENTER		212			212
AMEERAH LABS, LLC	2	162	48	23%	212
PCB CLINIC		167	45	21%	212
AVECINA MOBILE		118	93	44%	211
SUNRISE DIAGNOSTIC LABORATORY		158	53	25%	211
CONSULATE HEALTH CARE OF WINTER HAVEN		209	2	1%	211
BAYA POINTE NURSING AND REHABILITATION		129	82	39%	211
FLORIDA DEPARTMENT OF HEALTH IN LIBERTY COUNTY	2	135	74	35%	211
DIGNITY HEALING, LLC		200	11	5%	211
FELLOWSHIP HOME AT THE FAIRWAY LLC		204	6	3%	210
CLINICAL PATHOLOGY LABS INC		208	2	1%	210
HAVEN OF OUR LADY OF PEACE INC		202	8	4%	210
FLORIDA CLINICAL LABORATORY-BIOREFERENCE LABORATORIES		67	143	68%	210

COVID-19: testing by laboratory

Data through Jan 18, 2021 verified as of Jan 19, 2021 at 09:25 AM

Data in this report are provisional and subject to change.

The numbers in the table below represent the number of Florida and non-Florida residents for whom test results were received by the Department of Health. A person can be tested by more than one laboratory and can have both positive and negative results. **Therefore, the sum of the numbers in each column will be larger than the total number of people tested.**

Reporting lab	Inconclusive	Negative	Positive	Percent positive	Total
PEDIATRIC HEALTHCARE ALLIANCE		189	20	10%	209
WESTWOOD HEALTHCARE SNF		175	34	16%	209
The Palace Nursing and Rehabilitation Center		209			209
Chatsworth at PGA National, LLC		201	8	4%	209
FG RAPID RESULTS	2	115	92	44%	209
Taylor Care Center		204	4	2%	208
PEDIATRICS IN BREVARD PA		188	20	10%	208
DOCTORS MEMORIAL FAMILY MEDICINE	2	142	63	30%	207
FAMILY CARE PARTNERS OF NE FLORIDA LLC		148	59	29%	207
FLORIDA HEART & VASCULAR MULTISPECIALTY GROUP PA		138	68	33%	206
AMERICAN HOUSE SENIOR LIVING		171	35	17%	206
PALM GARDEN OF WINTER HAVEN		190	15	7%	205
OCALA FAMILY MEDICAL CENTER INC	1	164	40	20%	205
Lake Port Square Health Center		190	14	7%	204
ORANGE BLOSSOM FAMILY HEALTH		190	14	7%	204
MIAMI JEWISH HEALTH SYSTEMS, INC	1	196	7	3%	204
HOMESTEAD VILLAGE		201	3	1%	204
ORANGE COUNTY HEALTH DEPT		196	8	4%	204
BOND CLINIC PA PEDIATRICS DEPT		177	27	13%	204
VETERANS AFFAIRS MEDICAL CENTER - MIAMI			203	100%	203
FULGENT GENETICS	2	162	39	19%	203
COMMUNITY HEALTH AND REHABILITATION CENTER		167	35	17%	202
HEALTH FIRST - HOLMES REGIONAL MEDICAL CENTER		32	170	84%	202
POLK COUNTY HEALTH DEPARTMENT		178	24	12%	202
SUNLAND MARIANNA COX MEDICAL CENTER		173	28	14%	201
Governors Creek Health and Rehabilitation	1	198	2	1%	201
VAMC WEST PALM LAB		5	196	98%	201
Lakewood Nursing Center		175	26	13%	201
SIGNATURE HEALTHCARE AT THE COURTYARD		155	46	23%	201
SOLARIS SENIOR LIVING VERO BEACH		192	7	4%	199
Cross Gardens Care Center		198	1	1%	199
GRAND COURT TAMPA		198	1	1%	199
TRENTON MEDICAL CENTER INC DBA PALMS MEDICAL GROUP	4	140	55	28%	199
Parkview Rehabilitation Center at Winter Park		196	3	2%	199
Avante at Orlando		196	3	2%	199
PATHGROUP LABS LLC		94	104	53%	198
DEPARTMENT OF HEALTH & HUMAN SERVICES		198			198
ADVENT HEALTH - CARROLLWOOD	4	169	25	13%	198
Life Care Center of Punta Gorda	1	186	11	6%	198
HCSO OCCUPATIONAL HEALTH AND WELLNESS CENTER		152	45	23%	197
GLENRIDGE ON PALMER RANCH,THE		189	7	4%	196
ASSOCIATESMD MEDICAL GROUP INC		162	34	17%	196
SOUTHWEST ORLANDO FAMILY MEDICINE, PL		157	39	20%	196
WIREGRASS DIRECT PRIMARY CARE PLLC		165	30	15%	195
MACTOWN, INC		194	1	1%	195
ASCENSION MEDICAL GROUP		2	192	99%	194
CORAL REEF NURSING & REHAB CENTER		192	2	1%	194

COVID-19: testing by laboratory

Data through Jan 18, 2021 verified as of Jan 19, 2021 at 09:25 AM

Data in this report are provisional and subject to change.

The numbers in the table below represent the number of Florida and non-Florida residents for whom test results were received by the Department of Health. A person can be tested by more than one laboratory and can have both positive and negative results. **Therefore, the sum of the numbers in each column will be larger than the total number of people tested.**

Reporting lab	Inconclusive	Negative	Positive	Percent positive	Total
Solaris Senior Living North Naples ALF		187	7	4%	194
SUPERIOR RESIDENCES OF PANAMA CITY BEACH		187	6	3%	193
HOLIDAY CVS LLC DBA CVS/PHARMACY #0440		190	3	2%	193
FIRST CHOICE PEDIATRICS		126	67	35%	193
URGENT CARE EXPRESS LLC		1	192	99%	193
UNIVERSITY OF TAMPA STUDENT HEALTH AND SHC CLINICAL LABORATORY		52	140	73%	192
ESTERO ISLAND MEDICAL CENTER		158	34	18%	192
Bayside Health and Rehabilitation		164	28	15%	192
San Jose Health & Rehabilitation		190	2	1%	192
ANCIENT CITY PEDIATRICS		180	11	6%	191
WASHINGTON REHAB AND NURSING		180	9	5%	189
Nspire Health Care Kendall		179	10	5%	189
MANOR CARE OF NAPLES FL LLC		187	2	1%	189
AMERICAN FINNISH NURSING HOME	1	183	5	3%	189
FORT PIERCE HEALTH CARE		183	5	3%	188
HEALTH LINK DIAGNOSTIC LABORATORIES		182	6	3%	188
Orchid Cove at Sarasota		187	1	1%	188
WOMEN'S CARE FLORIDA LABORATORY		183	5	3%	188
RIVERWOOD HEALTH NH LLC		148	39	21%	187
AVON PARK PEDIATRICS INC	3	166	18	10%	187
NATIONS BEST FAMILY HEALTH CARE		75	111	60%	186
PLANTATION NURSING & REHAB CENTER		186			186
NEO GENOMICS - FORT MYERS	1	180	5	3%	186
ADDINGTON PLACE AT WELLINGTON GREEN		183	3	2%	186
NSPIRE HEALTHCARE LAUDERHILL		179	6	3%	185
CYPRESS POINT LIVING, LLC		172	13	7%	185
ADVENT		172	13	7%	185
ARCPPOINT LABS OF ST PETERSBURG		118	67	36%	185
FLOMEDILAB		19	165	90%	184
PAVILION FOR HEALTHCARE, THE		183	1	1%	184
ST. JAMES BAY HEALTH AND REHABILITATION CENTER		183	1	1%	184
INTERNAL MEDICINE & PEDIATRICS OF TAMPA BAY PA		146	37	20%	183
ADVANCED AMBULATORY SURGERY CENTER		174	9	5%	183
BAYVIEW CENTER		181	2	1%	183
ADVENT HEALTH CENTRA CARE - WESLEY CHAPEL		13	170	93%	183
ABBIEJEAN RUSSELL CARE CENTER		183			183
CHILDRENS CLINIC WEST FLORIDA PEDIATRICS		160	23	13%	183
CENTERSTONE OF FLORIDA		170	12	7%	182
JAMES A HALEY VETERANS HOSPITAL			182	100%	182
ADVENT HEALTH CENTRA CARE - DAYTONA BEACH		93	89	49%	182
INN AT ASTON GARDENS, THE		176	5	3%	181
ATLANTIC URGENT CARE		123	58	32%	181
LASER & SURGERY CENTER OF THE PALM BEACHES		180	1	1%	181
ADVENT HEALTH - ORLANDO		136	45	25%	181
BOCA RATON REHABILITATION CENTER	4	174	3	2%	181
HEALTH PARK CARE CENTER		178	3	2%	181
TRINITY REGIONAL REHAB CENTER		167	14	8%	181

COVID-19: testing by laboratory

Data through Jan 18, 2021 verified as of Jan 19, 2021 at 09:25 AM

Data in this report are provisional and subject to change.

The numbers in the table below represent the number of Florida and non-Florida residents for whom test results were received by the Department of Health. A person can be tested by more than one laboratory and can have both positive and negative results. **Therefore, the sum of the numbers in each column will be larger than the total number of people tested.**

Reporting lab	Inconclusive	Negative	Positive	Percent positive	Total
FORT MYERS REHABILITATION AND NURSING CENTER		159	22	12%	181
NADAL PEDIATRICS - VICTORIA STREET (3385)		153	28	15%	181
SUNSHINE URGENT CARE LLC		114	66	37%	180
BROOKDALE FORT MYERS CYPRESS LAKE		179	1	1%	180
FIRST CHOICE PRIMARY CARE		142	38	21%	180
CONSULATE HEALTH CARE OF MELBOURNE		178	2	1%	180
CENTRA CARE – AZALEA PARK		98	82	46%	180
LAKE VIEW CARE CENTER AT DELRAY		174	5	3%	179
FLORIDA KEYS PEDIATRICS & ADOLESCENT CENTER		171	8	4%	179
CHAUTAUQUA REHABILITATION AND NURSING CENTER		170	9	5%	179
BAPTIST PRIMARY CARE, INC		165	13	7%	178
NIGHT LITE PEDIATRICS WINTER GARDEN		144	34	19%	178
ARBOR FACILITY INC		178			178
OCEAN REEF MEDICAL CENTER		150	27	15%	177
Consulate Healthcare of West Palm Beach		165	12	7%	177
ADVENT HEALTH CENTRA CARE - CARROLLWOOD		5	172	97%	177
FINLAY CLINICAL LABORATORY INC		36	141	80%	177
AVANTE AT LEESBURG INC		177			177
AMERICAN MEDICAL RESPONSE		173	4	2%	177
AMBULATORY SURGERY CENTER OF BOCA RATON LTD		175	1	1%	176
BAPTIST HEALTH PRIMARY CARE	1	134	41	23%	176
Heritage Park Rehabilitation & Healthcare		159	17	10%	176
Emory L Bennett State Veterans Nursing Home		173	2	1%	175
Crossbreeze care center		174	1	1%	175
KINDRED HOSPITAL	7	165	3	2%	175
PALM GARDEN OF WEST PALM BEACH	2	160	13	7%	175
OAKBROOK HEALTH AND REHABILITATION CENTER	1	160	14	8%	175
Consulate Health Care of St. Petersburg		174			174
MEDICAL CONSULTANTS OF FLORIDA LLC	1	142	31	18%	174
FRICKS PHARMACY		129	44	25%	173
Life Care Center at Inverrary		171	2	1%	173
NAPLES CHILDREN'S URGENT CARE		135	38	22%	173
WATERMARK LAKE POINTE WOODS LLC		154	18	10%	172
ASTON GARDENS AT PELICAN MARSH		169	3	2%	172
BROWARD PARTNERSHIP	2	167	3	2%	172
Heartland Healthcare of Ft. Myers	1	171			172
EXCEL PEDIATRICS		132	39	23%	171
CONEY ISLAND HOSPITAL		166	5	3%	171
LAKESIDE NEUROLOGIC		163	8	5%	171
Whispering Oaks	9	142	20	12%	171
Life Care Center of Sarasota		159	11	6%	170
The Inn at Sarasota Bay Club		168	2	1%	170
AZALEA TRACE		158	11	7%	169
NORTH FLORIDA PEDIATRICS - MARIANNA		133	36	21%	169
ADVENTHEALTH MEDICAL GROUP PROMPT CAR	1	117	51	30%	169
CYPRESS COVE		165	4	2%	169
ST CATHERINE'S WEST REHABILITATION HOSPITAL		161	8	5%	169

COVID-19: testing by laboratory

Data through Jan 18, 2021 verified as of Jan 19, 2021 at 09:25 AM

Data in this report are provisional and subject to change.

The numbers in the table below represent the number of Florida and non-Florida residents for whom test results were received by the Department of Health. A person can be tested by more than one laboratory and can have both positive and negative results. **Therefore, the sum of the numbers in each column will be larger than the total number of people tested.**

Reporting lab	Inconclusive	Negative	Positive	Percent positive	Total
PANAMA CITY DEVELOPMENTAL CENTER		168			168
AFC PHYSICIANS OF FLORIDA		116	52	31%	168
PADDOCK RIDGE		165	3	2%	168
GOOD SAMARITAN SOCIETY OF DELAND		159	9	5%	168
ORLANDO VA MEDICAL CENTER			167	100%	167
HUNT CLUB PEDIATRIC ASSOCIATES, P.A.		139	28	17%	167
URGENT CARE OF THE PALM BEACHES, NORTH PALM BEACH			167	100%	167
CANTERFIELD OF CLAY COUNTY		132	34	20%	166
ENCOMPASS HEALTH REHABILITATION HOSPITAL	5	158	3	2%	166
HOLISTIX TREATMENT CENTERS		160	6	4%	166
JACKSONVILLE KIDS PEDIATRICS, PLLC		142	23	14%	165
ADVENT HEALTH CENTRA CARE - TEMPLE TERRACE	1	103	61	37%	165
TARPON POINT NURSING AND REHABILITATION CENTER		164	1	1%	165
HOSPITAL FOR SPECIAL SURGERY		163	2	1%	165
BAPTIST PRIMARY CARE INC		144	20	12%	164
ADVENT HEALTH CENTRA CARE - OVIEDO		63	101	62%	164
COLONY CLUB ALF,THE		152	12	7%	164
UCC - WELLINGTON		1	163	99%	164
EDGEWOOD NURSING CENTER		156	7	4%	163
BRADENTON HEALTH CARE		163			163
TRI COUNTY NURSING HOME		162	1	1%	163
FLORIDA HEALTH CARE PLAN INC		2	160	99%	162
ALL SEASONS NAPLES LLC		160	2	1%	162
EVENT MED SERVICES LABORATORY		159	3	2%	162
ORLANDO HEALTH EMERGENCY DEPARTMENT		150	11	7%	161
SARNO EXTENDED HOURS		104	57	35%	161
DOCTORS MEMORIAL HOSPITAL		44	117	73%	161
GREENBRIAR REHABILITATION AND NURSING CENTER	1	159			160
KEYSTONE REHAB		160			160
PEDIATRICS BY THE SEA		157	3	2%	160
STATMED QUICK QUALITY CLINIC AT NORTH PINELLAS		65	94	59%	159
Avante at Inverness		159			159
SUSANNA WESLEY HEALTH CENTER		135	24	15%	159
LAB CORP	1	93	65	41%	159
OKEECHOBEE COUNTY HEALTH DEPT	1	101	57	36%	159
Concordia Village of Tampa AL		155	3	2%	158
ALLSOUTH URGENT CARE			158	100%	158
The Waterford		158			158
ANTHEM LAKES LLC		151	7	4%	158
WUESTHOFF REF LABORATORY			158	100%	158
OSPREY VILLAGE AT AMELIA ISLAND LTD		150	7	4%	157
DISCOVERY VILLAGE AT NAPLES		141	16	10%	157
ARCADIA HEALTH AND REHABILITATION CENTER		100	56	36%	156
PRIMECARE OF DOTHAN		107	49	31%	156
TIMBERRIDGE NURSING HOME & REHAB		123	33	21%	156
Englewood Healthcare and Rehab		141	15	10%	156
PRUITT HEALTH		153	2	1%	155

COVID-19: testing by laboratory

Data through Jan 18, 2021 verified as of Jan 19, 2021 at 09:25 AM

Data in this report are provisional and subject to change.

The numbers in the table below represent the number of Florida and non-Florida residents for whom test results were received by the Department of Health. A person can be tested by more than one laboratory and can have both positive and negative results. **Therefore, the sum of the numbers in each column will be larger than the total number of people tested.**

Reporting lab	Inconclusive	Negative	Positive	Percent positive	Total
PALM BEACH PEDIATRICS PA	2	140	13	8%	155
COCOA BEACH/ADVENT CENTRA		41	114	74%	155
TUSCAN GARDENS OF VENETIA MANAGEMENT COMPANY		150	5	3%	155
BEACON AT GULF BREEZE, THE	2	147	6	4%	155
BORLAND GROOVER CLINIC	1	127	26	17%	154
PALMETTTO FACILITY INC	1	153			154
CANTERFIELD OF OCALA, LLC		151	3	2%	154
CLINICAL ENTERPRISE, INC		139	15	10%	154
PEDIATRIC ASSOCIATES OF OCALA PA		134	19	12%	153
KR at Hillsborough Lakes/Lutz Healthcare		148	5	3%	153
CORAL GABLES NURSING & REHABILITATION CENTER		145	8	5%	153
CHIPOLA MEDICAL ASSOCIATES, LLC		97	56	37%	153
CITRUS HEALTH AND REHAB		128	24	16%	152
Surrey Place Healthcare and Rehabilitation		151	1	1%	152
PATRIOT MEDICAL LABORATORIES		147	5	3%	152
PALM HARBOR FAMILY PRACTICE & WALK-IN		108	44	29%	152
HOLLEY NAVARRE MEDICAL CLINIC		104	47	31%	151
WHITE WILSON MEDICAL IMMEDIATE CARE NICEVILLE		1	150	99%	151
NORTH FLORIDA PEDIATRICS PA - DUVAL		130	21	14%	151
FAWCETT MEMORIAL HOSPITAL-LAB		39	111	74%	150
TAVARES PEDIATRICS		126	24	16%	150
DIAMOND RIDGE		147	3	2%	150
PRECISION HEALTH RESOURCES, LLC	1	133	15	10%	149
WOODBIDGE FACILITY INC		145	4	3%	149
GENE BY GENE		61	88	59%	149
PORT SAINT LUCIE HOSPITAL		147	2	1%	149
VETERANS AFFAIRS ORLANDO VA MEDICAL CENTER			149	100%	149
BOND CLINIC, PA		109	40	27%	149
AMELIA MEDICAL CARE		14	135	91%	149
BENDERSON FAMILY SKILLED NURSING AND□		133	15	10%	148
CSL PLASMA		28	120	81%	148
Chatham Glen Healthcare and Rehabilitation Center		143	5	3%	148
EXOSOME DIAGNOSTICS	1	131	16	11%	148
ST MARK VILLAGE		143	4	3%	147
CAYUGA MEDICAL CENTER AT ITHACA		144	3	2%	147
YOUR FAMILY WALK-IN CLINIC		4	143	97%	147
SOMERBY LAKE NONA		142	4	3%	146
GOLD CHOICE SENIOR COMMUNITIES		106	40	27%	146
ADVENT HEALTH CENTRA CARE - ST. CLOUD		131	15	10%	146
ARDEN COURTS OF LARGO FL, LLC		135	10	7%	145
ONESTOP MEDICAL AND URGENT CARE LLC		114	31	21%	145
TUSCAN GARDENS OF PALM COAST		143	2	1%	145
REGENCY CARE OF BLOUNTSTOWN LLC		135	10	7%	145
MATHISON RETIREMENT COMMUNITY, INC		138	6	4%	144
BAY VUE NURSING AND REHABILITATION CENTER		134	10	7%	144
NCRNC INC		140	4	3%	144
MINUTECLINIC LLC #5157		115	28	20%	143

COVID-19: testing by laboratory

Data through Jan 18, 2021 verified as of Jan 19, 2021 at 09:25 AM

Data in this report are provisional and subject to change.

The numbers in the table below represent the number of Florida and non-Florida residents for whom test results were received by the Department of Health. A person can be tested by more than one laboratory and can have both positive and negative results. **Therefore, the sum of the numbers in each column will be larger than the total number of people tested.**

Reporting lab	Inconclusive	Negative	Positive	Percent positive	Total
JEFFERY WEINZWEIG		2	141	99%	143
Quail Run Health Care Center		143			143
VIERA MANOR ASSISTED LIVING RESIDENCE		135	7	5%	142
ROSECASTLE OF ZEPHRHILLS		140	2	1%	142
GUEST HOUSE OCALA, THE		139	3	2%	142
REFUAH HEALTH CENTER LABORATORY		137	5	4%	142
EDWARD J HEALEY REHAB & NURSING CENTER		142			142
GLADES HEALTH CARE CENTER		138	3	2%	141
PORT ST LUCIE REHABILITATION AND HEALTHCARE		98	43	30%	141
BARKLEY PLACE	1	137	3	2%	141
PALM BEACH COUNTY HEALTH DEPT LAB	3	132	6	4%	141
MINUTECLINIC LLC #214		116	25	18%	141
MEADOWCREST FAMILY PHYSICIANS		92	48	34%	140
24/7 PEDIATRIC CARE CENTERS INC		127	13	9%	140
SUWANNEE VALLEY NURSING CENTER		131	9	6%	140
Gulf Coast Healthcare (Longwood Health and Rehab		118	21	15%	139
NEW YORK CITY DEPARTMENT OF HEALTH & MENTAL		114	25	18%	139
FIRST CHOICE PEDIATRICS SEMORAN		79	60	43%	139
AMERICAN PATHOLOGY PARTNERS		136	2	1%	138
FHMG FLORIDA HOSPITAL MEDICAL GROUP		114	24	17%	138
ELMCROFT PINECREST	1	134	3	2%	138
AMA MEDICAL GROUP LLC		112	26	19%	138
WRIGHTS HEALTH CARE AND REHABILITATION CENTER		108	30	22%	138
MIRACLE HILL NURSING & REHABILITATION CENTER INC		133	5	4%	138
MANOR AT BLUEWATER BAY		131	6	4%	137
UNITED CLINICAL LABORATORIES		128	9	7%	137
PPC-LAB EDI ORCHARD BI		129	8	6%	137
ADVENT HEALTH CENTRA CARE - CITRUS PARK		9	128	93%	137
ADVENT HEALTH CENTRA CARE - WINTER GARDEN		74	63	46%	137
ADVENT HEALTH CENTRA CARE - ORANGE CITY	1	53	82	60%	136
MOBILE INFIRMARY MED CENTER PATH LAB		121	15	11%	136
VENICE REGIONAL BAYFRONT HEALTH (PULMONARY)		126	10	7%	136
IRL MARKET LAB ALACHUA		104	31	23%	135
LABORATORY OF FLORIDA		83	52	39%	135
BRIGHTON EGGERT PHARMACY INC		129	5	4%	134
ADVENT HEALTH CENTRA CARE - DELAND		28	106	79%	134
PRECISION GENETICS, INC		132	2	1%	134
US MEDICAL CARE, INC		120	14	10%	134
ADVANCED MEDICAL CENTER		86	48	36%	134
DE LUNA HEALTH AND REHABILITATION CENTER		127	7	5%	134
FORT WALTON REHABILITATION CENTER		96	37	28%	133
LEESBURG PEDIATRICS		123	10	8%	133
WALGREENS 10670		120	13	10%	133
Sunnyside Nursing Home		130	3	2%	133
THE REHABILITATION CENTER OF LAKE CITY		127	5	4%	132
ARTHREX MEDICAL CENTER		48	84	64%	132
MILLENNIUM LAB SERVICES			132	100%	132

COVID-19: testing by laboratory

Data through Jan 18, 2021 verified as of Jan 19, 2021 at 09:25 AM

Data in this report are provisional and subject to change.

The numbers in the table below represent the number of Florida and non-Florida residents for whom test results were received by the Department of Health. A person can be tested by more than one laboratory and can have both positive and negative results. **Therefore, the sum of the numbers in each column will be larger than the total number of people tested.**

Reporting lab	Inconclusive	Negative	Positive	Percent positive	Total
SANDY PINES	2	118	12	9%	132
FHMG-FLORIDA HOSPITAL MEDICAL GROUP		110	21	16%	131
INTEGRATED REGIONAL LABORATORIES		119	12	9%	131
ADVENT HEALTH CENTRA CARE - LONGWOOD		26	105	80%	131
LONGWOOD HEALTH AND REHABILITATION CENTER		125	6	5%	131
THE WELLNESS CENTER AT LAKEWOOD RANCH		43	88	67%	131
MORSELIFE MEMORY CARE RESIDENCE		125	6	5%	131
Coastal Health and Rehabilitation Center		122	8	6%	130
GENETWORKX		17	113	87%	130
SOUTH BALDWIN REGIONAL MEDICAL CENTER		122	8	6%	130
GRACE PEDIATRICS		106	24	18%	130
WEDGEWOOD HEALTHCARE CENTER		90	40	31%	130
ADVENT HEALTH CENTRA CARE - AZALEA PARK		112	18	14%	130
BMHSI-AEL MICROBIOLOGY LABORATORY	2	102	25	19%	129
PROVIDENCE HOSPITAL LABORATORY		123	6	5%	129
PIONEER CLINICAL LAB LLC		82	47	36%	129
CENTRACARE		17	112	87%	129
SUNNY HILLS ALF OF SEBRING INC		119	10	8%	129
The Crossroads		128	1	1%	129
LabCorp L#09258090 M#09258105		73	55	43%	128
DISCOVERY VILLAGE AT MELBOURNE		122	6	5%	128
DOCTOR'S IN HOUSE LABORATORY		18	110	86%	128
NO FLORIDA PEDIATRICS, PA		110	18	14%	128
UNIVERSITY OF MIAMI		10	118	92%	128
JACKSONVILLE NURSING AND REHAB CENTER		123	5	4%	128
MAGNOLIA FAMILY URGENT CARE		109	18	14%	127
LIFE CARE CENTER OF PORT ST. LUCIE		120	7	6%	127
DOCTORS MEMORIAL FAMILY PRACTICE	2	95	30	24%	127
GESSLER CLINIC PA		98	29	23%	127
TRI-COUNTY NURSING HOME		117	10	8%	127
HILLSBOROUGH COUNTY DEVELOPMENTAL CTR	1	117	8	6%	126
GRAVITY DIAGNOSTICS, LLC		36	90	71%	126
ROSECASTLE OF CITRUS		124	2	2%	126
LAKEVIEW INTERNAL MEDICINE		77	48	38%	125
THE CLUB AND REHABILITATION CENTER		123	1	1%	124
PONTE VEDRA GARDENS		123	1	1%	124
SOUTH CAMPUS FACILITY INC		119	5	4%	124
LIFE CARE CENTER OF ALTAMONTE SPRINGS		102	22	18%	124
Cross Terrace REhabitation		123	1	1%	124
PALMS MEDICAL GROUP HIGH SPRINGS		103	21	17%	124
SPRINGS AT LAKE POINTE WOODS		121	2	2%	123
SHOAL CREEK REHABILITATION CENTER		80	42	34%	122
MANOR CARE OF PALM HARBOR		122			122
ST ANTHONYS REHABILITATION HOSPITAL	5	115	2	2%	122
DAIRY ROAD URGENT CARE		70	51	42%	121
PARKVIEW HEALTH		121			121
CHARTER SENIOR LIVING OF PANAMA CITY BEACH		101	20	17%	121

COVID-19: testing by laboratory

Data through Jan 18, 2021 verified as of Jan 19, 2021 at 09:25 AM

Data in this report are provisional and subject to change.

The numbers in the table below represent the number of Florida and non-Florida residents for whom test results were received by the Department of Health. A person can be tested by more than one laboratory and can have both positive and negative results. **Therefore, the sum of the numbers in each column will be larger than the total number of people tested.**

Reporting lab	Inconclusive	Negative	Positive	Percent positive	Total
FAMILY EXTENDED CARE OF CENTRAL TAMPA		109	12	10%	121
ADVENT HEALTH - LAKE NONA		101	20	17%	121
PEDIATRICS OF GREATER ORLANDO		106	15	12%	121
LUIS A GHIGLINO MD PA		116	4	3%	120
GRAVITY DIAGNOSTICS		42	78	65%	120
ADVENT HEALTH CENTRA CARE - BRANDON		30	90	75%	120
WESLEY HAVEN VILLA	1	111	8	7%	120
ZON BEACHSIDE LLC		96	23	19%	119
URGENT CARE TCMA			119	100%	119
PROVISTA DIAGNOSTICS, INC		116	3	3%	119
ADVANCED MEDICAL GROUP		1	118	99%	119
MV MEDICAL PRACTICE DBA PRIMARY URGENT CARE		114	5	4%	119
PALMS FACILITY INC		104	15	13%	119
MEYER PEDIATRICS		107	12	10%	119
LAKEVIEW TERRACE RETIREMENT COMMUNITY		106	13	11%	119
WIMAUMA COMMUNITY HEALTH CENTER		92	27	23%	119
MATHISON RETIREMENT COMMUNITY		114	5	4%	119
STEWART MEDICAL GROUP		34	85	71%	119
NORTH FLORIDA INTERNAL MEDICINE PA		94	25	21%	119
BOSTON RED SOX CLUB LP		117	2	2%	119
FLORIDA HEALTH CARE PLANS			118	100%	118
COASTAL HEALTH AND REHAB		110	8	7%	118
BROOKDALE PADDOCK HILLS		118			118
CROSSWINDS HEALTH AND REHABILITATION CENTER		118			118
FOUNTAINS OF HOPE LLC, THE		117	1	1%	118
ASAP LABS LLC		106	12	10%	118
COQUINA CENTER		116	2	2%	118
RDX BIOSCIENCE		60	58	49%	118
DAYSRING VILLAGE		99	18	15%	117
PINNACLES PEDS CARE PA		117			117
SONATA DELRAY BEACH		109	8	7%	117
Lakeside Nursing and Rehabilitation Center	1	91	25	21%	117
NEIGHBORHOOD MEDICAL CENTER		112	5	4%	117
MID FLORIDA PATHOLOGY LLC MOBILE UNIT #4		79	37	32%	116
BELVEDERE COMMONS OF FORT WALTON BEACH		106	9	8%	115
FOUNTAIN INN NURSING & REHABILITATION CTR, INC		109	6	5%	115
MINUTECLINIC DIAGNOSTIC OF RHODE ISLAND, LLC #729		111	4	3%	115
CHILDREN MED CARE INC		97	18	16%	115
BAY EDUCATORS WELLNESS CENTER		69	46	40%	115
Nemours Children's Urgent Care		80	34	30%	114
MEDIPATH LLC		2	112	98%	114
CORE BIO LABS		74	39	35%	113
MILLER BIOCONNECT		95	18	16%	113
SUNFLOWER SPRINGS ASSISTED LIVING		105	7	6%	112
QUEENS HOSPITAL CENTER		106	6	5%	112
ALLIED HEALTH FORT PIERCE		112			112
SARAPATH DIAGNOSTICS		25	87	78%	112

COVID-19: testing by laboratory

Data through Jan 18, 2021 verified as of Jan 19, 2021 at 09:25 AM

Data in this report are provisional and subject to change.

The numbers in the table below represent the number of Florida and non-Florida residents for whom test results were received by the Department of Health. A person can be tested by more than one laboratory and can have both positive and negative results. **Therefore, the sum of the numbers in each column will be larger than the total number of people tested.**

Reporting lab	Inconclusive	Negative	Positive	Percent positive	Total
Signature healthcare of Jacksonville		106	5	5%	111
CENTRA CARE - HUNTER'S CREEK		52	59	53%	111
Hampton Court Nursing and Rehabilitation Center		110	1	1%	111
HIALEAH SHORES NURSING AND REHAB CENTER		103	8	7%	111
REGENCY PARK		93	18	16%	111
FARAH MEDICAL		103	8	7%	111
NORTH FL SOUTH GA HCS-MALCOM RANDALL VAMC			111	100%	111
TREASURE COAST MEDICAL ASSOCIATES		4	107	96%	111
VILLAGE PLACE NH LLC		87	24	22%	111
WORKPLACE SCREENING INTELLIGENCE			110	100%	110
RDV SPORTSPLEX PEDIATRICS		92	18	16%	110
ARDEN COURTS OF TAMPA		109			109
SEASIDE HEALTH AND REHABILITATION CENTER		52	57	52%	109
TIFFANY HALL NURSING AND REHAB CENTER		100	9	8%	109
NATURE COAST MEDICAL GROUP		50	59	54%	109
COASTAL INTERNAL MEDICINE		83	26	24%	109
ISLAND HEALTH AND REHABILITATION CENTER		109			109
ADVENT HEALTH CARE CENTER		101	7	6%	108
EVANS HEALTH CARE		106	2	2%	108
ADVENT HEALTH CENTRA CARE - SANFORD		28	79	74%	107
WALGREENS 3173		96	11	10%	107
SUNY UPSTATE MEDICAL UNIVERSITY		101	6	6%	107
DIAGNOSTIC LABORATORY OF OKLAHOMA		85	22	21%	107
SURREY PLACE CARE CENTER		102	5	5%	107
LAKE HOUSE ASSISTED LIVING		90	17	16%	107
GRAND OAKS HEALTH & REHABILITATION		106	1	1%	107
LA MER NH LLC		103	4	4%	107
BAY VIEW HEALTHCARE		85	21	20%	106
MINUTECLINIC LLC #4987		92	14	13%	106
FLORIDA DEPARTMENT OF HEALTH IN LAKE COUNTY	1	68	37	35%	106
HEART OF FLORIDA REGIONAL MED CTR		35	71	67%	106
WILLOW BROOKE COURT AT AZALEA TRACE		105			105
ALL FLORIDA FAMILY AND SPORTS MEDICINE		93	12	11%	105
PHYSICIANS REGIONAL MEDICAL CENTER - PINE RIDGE		19	86	82%	105
MEDICAL CONSULTANTS OF FLORIDA DBA	1	90	14	13%	105
GRANDE, THE	2	98	4	4%	104
PHYSICIANS REGIONAL CLINIC		82	22	21%	104
VITAS HEALTHCARE CORPORATION		103	1	1%	104
LEE COUNTY SCHOOL DISTRICT	1	96	7	7%	104
AFTER HOURS PEDIATRICS INC	1	1	102	98%	104
CHERRY OAK PALM BEACH COUNTY		98	6	6%	104
UNIVERSITY MEDICAL CENTER SUITES		91	13	13%	104
SMILEY MEDICAL GROUP		75	28	27%	103
AFC PHYSICIANS OF FLORIDA PA		47	56	54%	103
RAINBOW PEDIATRIC CENTER PA		95	7	7%	102
HOBDAI FAMILY HEALTH LLC		71	31	30%	102
PREDICTIVE LABORATORIES, INC	1	89	12	12%	102

COVID-19: testing by laboratory

Data through Jan 18, 2021 verified as of Jan 19, 2021 at 09:25 AM

Data in this report are provisional and subject to change.

The numbers in the table below represent the number of Florida and non-Florida residents for whom test results were received by the Department of Health. A person can be tested by more than one laboratory and can have both positive and negative results. **Therefore, the sum of the numbers in each column will be larger than the total number of people tested.**

Reporting lab	Inconclusive	Negative	Positive	Percent positive	Total
MONTEFIORE MEDICAL CENTER LABORATORIES - MOSES		93	9	9%	102
PALMS REHABILITATION AND HEALTHCARE CENTER		91	10	10%	101
ARDEN COURTS OF DELRAY BEACH FL LLC	3	97	1	1%	101
EAST NEW YORK DIAGNOSTIC AND TREATMENT		96	5	5%	101
FAMILY EXPRESS URGENT CARE			101	100%	101
SONATA COCONUT CREEK	1	85	15	15%	101
AMERICAN HOUSE-BONITA SPRINGS		100	1	1%	101
HEALTH CARE DISTRICT OF PALM BEACH COUNTY	1	10	90	89%	101
Consulate Health Care of Port Charlotte		98	2	2%	100
LAUREL POINT CARE ACQUISITION LLC DBA SANDGATE GARDENS REHAB AND NURSI		93	7	7%	100
RESEARCH CENTERS OF AMERICA, LLC		80	20	20%	100
CABANA AT JENSEN DUNES, THE		98	1	1%	99
WHITE-WILSON MEDICAL CENTER - FORT WALTON BEACH		95	4	4%	99
MG PORT CHARLOTTE II SUBTENANT LLC		88	11	11%	99
NAVY HOSPITAL			99	100%	99
CRANE CENTER		74	25	25%	99
ADVANCED MEDICAL OF NAPLES LLC		46	53	54%	99
CENTRAL FLORIDA HEALTH CARE		47	52	53%	99
PROMPT CARE OF CENTRAL FLORIDA			99	100%	99
MD 365 MEDICAL CARE		98	1	1%	99
URINEGOODHANDS LLC		96	2	2%	98
KINDRED HOSPITAL THE PALM BEACHES		94	4	4%	98
SEMINOLE COUNTY HEALTH DEPARTMENT		79	19	19%	98
LCS SANDHILL COVE LLC DBA	3	91	4	4%	98
FLORIDA COMMUNITY HEALTH CENTERS INC			98	100%	98
NO FLORIDA PEDIATRICS, PA - BRADFORD		83	15	15%	98
ISLAND URGENT CARE PLLC DBA AFC URGENT CARE		97	1	1%	98
ADVENT HEALTH CENTRA CARE - HUNTERS CREEK	3	53	42	43%	98
TRADITION MEDICAL CENTER LABORATORY		48	50	51%	98
PLAZA OF HALLANDALE BEACH		98			98
HEALTH CENTERS AT BRENTWOOD		96	1	1%	97
NOVARI CARE LLC		70	27	28%	97
DOLPHIN POINTE HEALTH CARE LLC		82	15	15%	97
ADVENT HEALTH CENTRA CARE - APOPKA NORTH		71	26	27%	97
PEDIATRIC ASSOCIATES ORLANDO		82	14	15%	96
BAYSHORE MEMORY CARE		96			96
GLOBAL CENTRAL LABS AT PPD	2	87	7	7%	96
PINELLAS CARE CENTER		69	27	28%	96
HUNT CLUB PEDIATRIC ASSOCIATES PA		51	45	47%	96
ADVENTHEALTH CENTRA CARE WINTER HAVEN		3	93	97%	96
THE TERRACE OF KISSIMMEE		80	15	16%	95
ARBOR TRAIL		77	18	19%	95
THE COURTYARD ASSISTED LIVING		91	4	4%	95
CROSS CITY REHABILITATION AND HEALTH CARE CENTER		72	23	24%	95
Courtyards of Orlando Care Center		89	6	6%	95
IQBAL A FARUQUI MD		74	21	22%	95
WHITE PLAINS HOSPITAL CENTER LAB		92	3	3%	95

COVID-19: testing by laboratory

Data through Jan 18, 2021 verified as of Jan 19, 2021 at 09:25 AM

Data in this report are provisional and subject to change.

The numbers in the table below represent the number of Florida and non-Florida residents for whom test results were received by the Department of Health. A person can be tested by more than one laboratory and can have both positive and negative results. **Therefore, the sum of the numbers in each column will be larger than the total number of people tested.**

Reporting lab	Inconclusive	Negative	Positive	Percent positive	Total
ARCPPOINT LABS OF SARASOTA MANATEE		29	66	69%	95
WESTCHESTER MEDICAL CENTER		93	2	2%	95
VISTA MANOR		92	3	3%	95
BROWARD HEALTH CORAL SPRINGS EPIDEMIOLOGY DEPT		1	94	99%	95
ADVENT HEALTH CENTRA CARE - KISSIMMEE		61	34	36%	95
DEVANSH LAB WERKS INC		79	16	17%	95
ARDEN COURTS OF FORT MYERS		92	2	2%	94
PEDIATRIC SPECIALISTS MEDICAL GROUP	1	84	9	10%	94
PICH KTM CORP DBA MEDTOWN PHARMACY		79	15	16%	94
DIAGNOSTIC SOLUTIONS		3	91	97%	94
UNIVERSITY HEALTH SYSTEM INC		84	10	11%	94
TGH URGENT CARE - SEMINOLE			94	100%	94
OAKS OF KISSIMMEE HEALTH AND REHABILITATION CENTER		94			94
VILLAGE PEDIATRICS LLC		74	20	21%	94
MARKET STREET VIERA		92	1	1%	93
220 GOLDEN, LLC	1	76	16	17%	93
WELLNOW URGENT CARE PC		93			93
SOUTH BALDWIN MEDICAL CENTER GULF SHORES		73	20	22%	93
CARENOW URGENT CARE - LAKE MARY			93	100%	93
CHARLES CROFT MD	1	91	1	1%	93
SIGNATURE HEALTHCARE OF PORT CHARLOTTE		86	7	8%	93
NADAL PEDIATRICS		82	11	12%	93
AYERS HEALTH & REHABILITATION CENTER		90	3	3%	93
WALGREENS 6221		83	10	11%	93
WELL HEALTH WORKS	1	84	7	8%	92
GEORGIA DEPARTMENT OF PUBLIC HEALTH		1	91	99%	92
PANAMA PHARMACY	3	76	13	14%	92
CLEVELAND CLINIC FOUNDATION		12	80	87%	92
North Lake Care Center		91	1	1%	92
PHYSICIAN PARTNERS PERRY		45	47	51%	92
ST MARK ASSISTED LIVING CENTER	1	79	11	12%	91
FLAGLER COUNTY DETENTION CENTER		89	2	2%	91
HERON CLUB AT PRESTANCIA		89	2	2%	91
FINNISH AMERICAN REST HOME-ALF		89	2	2%	91
HURLBURT FIELD CLINIC		39	52	57%	91
KEYS MEDICAL GROUP			90	100%	90
Avante at Melbourne		90			90
ADVENT HEALTH CENTRA CARE - WATERMAN		78	12	13%	90
CITRUS MEMORIAL HOSPITAL			89	100%	89
VIPEDIATRICS PLLC		83	6	7%	89
KALEIDA HEALTH CENTER FOR LABORATORY		83	6	7%	89
GULF COAST MEDICAL CENTER		86	3	3%	89
GOVERNOR'S CREEK HEALTH & REHABILITATION		87	1	1%	88
AVERO DIAGNOSTICS		64	24	27%	88
CITRUS MEMORIAL HEALTH SYSTEM LAB		2	86	98%	88
CLINICA HISPANA			88	100%	88
SUMMIT MEDICAL GROUP		79	9	10%	88

COVID-19: testing by laboratory

Data through Jan 18, 2021 verified as of Jan 19, 2021 at 09:25 AM

Data in this report are provisional and subject to change.

The numbers in the table below represent the number of Florida and non-Florida residents for whom test results were received by the Department of Health. A person can be tested by more than one laboratory and can have both positive and negative results. **Therefore, the sum of the numbers in each column will be larger than the total number of people tested.**

Reporting lab	Inconclusive	Negative	Positive	Percent positive	Total
FAWCETT MEMORIAL HOSPITAL LABORATORY			87	100%	87
KORGENE LAB	1	23	63	72%	87
VILLAS OF HOLLY BROOK - BRADENTON 14TH		87			87
PACIFIC ANALYTICS			87	100%	87
HARBORCHASE OF VERO BEACH		79	8	9%	87
FLORIDA HEALTH CARE PLANS INC		1	86	99%	87
BRANDON HEALTH AND REHABILITATION CENTER	1	85	1	1%	87
LATE HOURS URGENT CARE		50	37	43%	87
ADVENT HEALTH - PALM HARBOR ER		64	23	26%	87
VIERA HOSPITAL			86	100%	86
JOHN KNOX VILLAGE OF FLORIDA ALF	1	83	2	2%	86
MAGNOLIA DIAGNOSTIC		2	84	98%	86
HOSPICE OF ST FRANCIS INC		83	3	3%	86
BIODESIX, INC.		65	20	24%	85
ADVENT HEALTH CENTRA CARE - SOUTH ORANGE		69	16	19%	85
MIAMI SHORES NURSING & REHAB		85			85
HEARTLAND PEDIATRICS OF LAKE PLACID PA		70	15	18%	85
JPR URGENT MEDICAL CARE		85			85
W. FRANK WELLS NURSING HOME		84	1	1%	85
FREEDOM INN AT TARPON SPRINGS		81	4	5%	85
DB MD		78	7	8%	85
MACADAMS HOME HEALTH AGENCY		84	1	1%	85
CARENOW LAKE MARY			85	100%	85
FAMILY MEDICAL CARE OF PALM BEACH		41	44	52%	85
NSPIRE HEALTHCARE TAMARAC		80	4	5%	84
NAVARRE GARDENS LLC		61	23	27%	84
HARBORCHASE OF NAPLES		72	12	14%	84
MY CLINICAL LAB INC		17	67	80%	84
NITE LITE PEDIATRICS - JACKSONVILLE		76	8	10%	84
PINES OF SARASOTA GARDEN		84			84
VITAS HEALTHCARE CORPORATION OF FLORIDA		82	2	2%	84
LABCORP EMPLOYER SERVICES		82	1	1%	83
QUICK CARE MED PL CR		80	3	4%	83
DOS OF NORTH SHORES NURSING & REHAB CENTER		83			83
CAREMOUNT MEDICAL - PATHOLOGY		80	3	4%	83
NORTH VISTA HOSPITAL LABORATORY		64	19	23%	83
CONSULATE HEALTH CARE OF SARASOTA		83			83
CLYDE E LASSEN STATE VETERANS NURSING HOME		59	24	29%	83
CLEARWATER STATMED QUICK QUALITY CLINICS		36	47	57%	83
QPS, LLC		81	2	2%	83
NORTH FLORIDA SPINE AND WELLNESS		64	19	23%	83
J FRANK AVEY MD		65	18	22%	83
THE PAVILION FOR HEALTH CARE		72	10	12%	82
ALTAMONTE MD			82	100%	82
Cross Landings Health and Rehabilitation		82			82
LIFE BRITE		71	11	13%	82
LAFAYETTE NURSING AND REHABILITATION CENTER		80	2	2%	82

COVID-19: testing by laboratory

Data through Jan 18, 2021 verified as of Jan 19, 2021 at 09:25 AM

Data in this report are provisional and subject to change.

The numbers in the table below represent the number of Florida and non-Florida residents for whom test results were received by the Department of Health. A person can be tested by more than one laboratory and can have both positive and negative results. **Therefore, the sum of the numbers in each column will be larger than the total number of people tested.**

Reporting lab	Inconclusive	Negative	Positive	Percent positive	Total
LAB		29	53	65%	82
HAWKINS FAMILY MEDICINE LLC		48	34	41%	82
KINDRED HOSPITAL-BAY AREA-ST PETERSBURG LAB		78	3	4%	81
RITECARE MEDICAL CENTER		42	39	48%	81
BIO-TECH CLINICAL LABORATORIES		41	40	49%	81
MAINSTREAM DIAGNOSTIC LABORATORY LLC		69	12	15%	81
PLANT CITY PEDIATRICS		71	10	12%	81
MIDWAY PRIMARY CARE, LLC		79	2	2%	81
RIDGEWOOD DIAGNOSTIC LABORATORY		77	4	5%	81
LANDMARK, THE		38	42	53%	80
FLORIDA ATLANTIC UNIVERSITY STUDENT HEALTH		64	16	20%	80
VILLA MARIA WEST SKILLED NURSING FACILITY		74	6	8%	80
SUNCOAST URGENT CARE		53	27	34%	80
ARBOR GLEN AT ARBOR TRACE	2	70	8	10%	80
HOLISTIC PEDIATRICS GROUP LLC		66	13	16%	79
BALMORAL TENANT SERVICES INC	1	43	35	44%	79
LECONTE MEDICAL CENTER LAB		61	18	23%	79
CBS LABS OF TAMPA LLC		3	76	96%	79
TGH URGENT CARE - TYRONE		2	77	97%	79
ADVENT HEALTH CENTRA CARE - POINCIANA		35	44	56%	79
ISLAND DOCTORS		8	71	90%	79
VETERANS AFFAIRS MEDICAL CENTER - PALO ALTO		28	51	65%	79
EDGEWATER AT WATERMAN VILLAGE		78	1	1%	79
CATHOLIC HEALTH SYSTEM DEPT LABORATORY		77	2	3%	79
SONATA WEST		77	2	3%	79
MIAMI BEACH COMMUNITY HEALTH CENTER		1	77	99%	78
MEMORY CARE OF NAPLES		78			78
PLYMOUTH HOME FOR ADULTS, INC.	8	68	1	1%	77
TRUE NORTH HEALTH NAVIGATION LLC DBA DISPATCHHEALTH	1	60	16	21%	77
BENTON HOUSE AT OAKLEAF		51	26	34%	77
ORANGE CITY NURSING AND REHAB		75	2	3%	77
SUMMERFIELD EMERGENCY ROOM		56	21	27%	77
LABFIRST - DEPARTMENT OF PATHOLOGY		74	3	4%	77
PRIME HEALTH OF NORTH PORT LLC		72	5	6%	77
LABCORP RTP		31	45	59%	76
LAKE GIBSON VILLAGE, LLC		74	2	3%	76
WINDSOR REFLECTIONS		75	1	1%	76
CANOPY ON BERRYHILL, THE		48	28	37%	76
DYNAMIC MEDICAL USA			76	100%	76
CLINICAL PATHOLOGY ASSOCIATES-SONIC REFERENCE LAB		76			76
SOUTH GEORGIA MEDICAL CENTER		48	28	37%	76
NORTH PORT REHABILITATION AND NURSING CENTER		75	1	1%	76
East Bay Rehabilitation Center		42	33	44%	75
HUNTSVILLE HOSPITAL LABORATORY		51	24	32%	75
ERIE COUNTY MEDICAL CTR CLINICAL LABS		71	4	5%	75
Crystal Health & Rehab Center		73	2	3%	75
HIGHLANDS MEDICAL CENTER		72	3	4%	75

COVID-19: testing by laboratory

Data through Jan 18, 2021 verified as of Jan 19, 2021 at 09:25 AM

Data in this report are provisional and subject to change.

The numbers in the table below represent the number of Florida and non-Florida residents for whom test results were received by the Department of Health. A person can be tested by more than one laboratory and can have both positive and negative results. **Therefore, the sum of the numbers in each column will be larger than the total number of people tested.**

Reporting lab	Inconclusive	Negative	Positive	Percent positive	Total
STONY BROOK UNIVERSITY MEDICAL CENTER		64	11	15%	75
PEDIATRICS IN BREVARD PA- ROCKLEDGE		54	21	28%	75
ADVENTHEALTH EXPRESSCARE		45	30	40%	75
S-H THIRTY-FIVE OPCO- PORT ST LUCIE, LLC	1	74			75
BOND CLINIC PA		43	32	43%	75
The Grove Health and Rehabilitation		54	21	28%	75
PINELLAS COUNTY JAIL			75	100%	75
ATRIUM AT LIBERTY PARK□		71	4	5%	75
LAKE MORTON PLAZA□		72	3	4%	75
MOBILE PHYSICIAN SERVICES INC		67	8	11%	75
Madison Health and Rehabilitation Center		42	33	44%	75
THE RESIDENCE AT TIMBER PINES	4	64	6	8%	74
Sandy Ridge Center for Rehabilitation and Healing		71	3	4%	74
WALTON PLACE		74			74
WILLOWBROOKE COURT AT ST ANDREWS ESTATES		70	4	5%	74
NOAH CLINICAL LABORATORY		63	11	15%	74
PARK OF THE PALMS INC		74			74
MEDICATION ROOMS-CSU/CI NURSE STATION	1	66	7	9%	74
WINDSOR OF LAKEWOOD RANCH,THE		74			74
The Crossings		74			74
ANGELS DIAGNOSTIC GROUP		59	14	19%	73
RESTORE HEALTH URGENT CARE		22	51	70%	73
DEPARTMENT OF HEALTH BUREAU OF FAMILY		72	1	1%	73
WHITE WILSON MEDICAL CENTER IMMEDIATE CARE		3	70	96%	73
WESTWOOD NURSING & REHAB		51	22	30%	73
NORTH FLORIDA EVALUATION AND TREATMENT CENTER	1	67	5	7%	73
HOSPICE OF THE TREASURE COAST		70	3	4%	73
SCOTT LAKE HEALTH AND REHABILITATION CENTER		71	2	3%	73
SEMINOLE SPORTS AND FAMILY MEDICINE		65	8	11%	73
Centre Pointe Health and Rehabilitation Center		67	6	8%	73
CONSULATE HEALTH CARE - LAKE MARY		72	1	1%	73
SEVEN HILLS HEALTH AND REHABILITATION CENTER		56	16	22%	72
MICRO PATH LABORATORIES INC		70	2	3%	72
BROOKDALE OVIEDO		70	2	3%	72
BROWARD HEALTH MEDICAL CENTER		3	69	96%	72
KINDRED HOSPITAL MELBOURNE		71	1	1%	72
HAVEN OF OUR LADY OF PEACE		72			72
WINDSOR OAKS		71	1	1%	72
TUSCAN ISLE CHAMPIONSGATE OP CO LLC		71	1	1%	72
RIVERSIDE RECOVERY OF TAMPA		70	1	1%	71
STERLING HOUSE OF TALLAHASSEE	3	62	6	8%	71
NEW SMYRNA BEACH URGENT CARE			71	100%	71
DOUGLAS T JACOBSON STATE VETERANS HOME		71			71
ADVANCED LAB		67	4	6%	71
AMERICAN FAMILY MEDICAL LLC		44	27	38%	71
AMMON LABS		61	10	14%	71
PROMEDICA LABORATORIES		21	50	70%	71

COVID-19: testing by laboratory

Data through Jan 18, 2021 verified as of Jan 19, 2021 at 09:25 AM

Data in this report are provisional and subject to change.

The numbers in the table below represent the number of Florida and non-Florida residents for whom test results were received by the Department of Health. A person can be tested by more than one laboratory and can have both positive and negative results. **Therefore, the sum of the numbers in each column will be larger than the total number of people tested.**

Reporting lab	Inconclusive	Negative	Positive	Percent positive	Total
GRAND OAKS OF JENSEN BEACH LLC		71			71
HEALTH FIRST - PALM BAY HOSPITAL		2	69	97%	71
Highlands Regional Hospital		63	7	10%	70
SUNCOAST COMMUNITY HEALTH CENTERS PEDIATRICS		21	49	70%	70
MINUTECLINIC DIAGNOSTIC OF SOUTH CAROLINA, LLC		63	7	10%	70
MEMORIAL MANOR		70			70
SUMMIT MEDICAL GROUP PA		63	7	10%	70
MD 365 MEDICAL CARE PLLC		70			70
CENTRAL BALDWIN IMMEDIATE CARE & FAMILY PRACTICE		54	16	23%	70
HERITAGE HEALTHCARE AND REHABILITATION CENTER		69			69
USF HEALTH MORSANI CENTER		5	64	93%	69
SENIOR LIVING VII TAMPA LLC	1	59	9	13%	69
SIMED LABORATORY		57	12	17%	69
PARKSIDE INN	3	64	2	3%	69
SEA PINES REHABILITATION HOSPITAL		69			69
MARTIN ACQUISITION 1 LLC DBA		58	11	16%	69
SUMMIT AT VENICE	2	63	4	6%	69
Avante at St Cloud, Inc.		66	2	3%	68
HUNTINGTON HOSPITAL LABORATORY		65	3	4%	68
SONNIS PEDIATRICS PA		60	8	12%	68
BROOKDALE FORT MYERS THE COLONY		64	4	6%	68
SUNCOAST OPTIMAL WELLNESS		23	45	66%	68
PALMS EDGE	1	63	4	6%	68
ADVENTHEALTH MEDICAL GROUP FAMILY MEDICINE AT		50	18	26%	68
AEL- MEMPHIS		17	51	75%	68
OAKHURST CENTER		65	3	4%	68
DAYSRING SENIOR LIVING LLC		65	2	3%	67
QUICK CARE MED LLC	1	59	7	10%	67
MD LABS		40	27	40%	67
PLANTATION GENERAL HOSPITAL CLINICAL LAB		26	41	61%	67
WATERCREST ST LUCIE WEST	1	63	3	4%	67
LAB PLUS, LLC AT SAINT THOMAS WEST HOSPITAL		53	14	21%	67
ST VINCENT'S BIRMINGHAM		62	4	6%	66
ALTERNATIVE LIVING, INC DBA TWIN CITIES PAVILION		66			66
MEDEX MEDICAL EXPRESS OF PALATKA			66	100%	66
FIRSTCARE CLINIC		32	34	52%	66
SUNSHINE GARDENS		66			66
OPPENHEIMER PLASTIC SURGERY LLC		61	5	8%	66
CRAIG BERGER MD PL D/B/A BAY AREA EYE INSTITUTE		66			66
KINDRED HOSPITAL NORTH FLORIDA	2	59	5	8%	66
ORLANDO LUTHERAN TOWERS ASSISTED LIVING		66			66
POINTE, THE		64	2	3%	66
VIERA DEL MAR HEALTH AND REHABILITATION CENTER		63	3	5%	66
ABSOLUTE GENOMICS		33	33	50%	66
ASSOCIATED CLINICAL LABORATORIES		59	7	11%	66
SAN JOSE SENIOR CARE LLC	1	43	21	32%	65
ELLENTON PEDIATRICS PA		57	8	12%	65

COVID-19: testing by laboratory

Data through Jan 18, 2021 verified as of Jan 19, 2021 at 09:25 AM

Data in this report are provisional and subject to change.

The numbers in the table below represent the number of Florida and non-Florida residents for whom test results were received by the Department of Health. A person can be tested by more than one laboratory and can have both positive and negative results. **Therefore, the sum of the numbers in each column will be larger than the total number of people tested.**

Reporting lab	Inconclusive	Negative	Positive	Percent positive	Total
CL BRUMBACK PRIMARY CARE CLINICS		16	49	75%	65
STONY BROOK SOUTHAMPTON		64	1	2%	65
WHITE WILSON MEDICAL CENTER PA - NAVARRE		1	64	98%	65
EAST ALABAMA MEDICAL CENTER LABORATORY		55	10	15%	65
Mt Sinai Aventura			64	100%	64
NEMOURS CHILDRENS PRIMARY CARE OVIEDO		51	13	20%	64
GENPATH			64	100%	64
RARITAN BAY PERTH AMBOY		58	6	9%	64
EISENHOWER ARMY MEDICAL CENTER		60	4	6%	64
MED EXPRESS		6	58	91%	64
WEST COAST FAMILY MEDICAL CARE		48	16	25%	64
GV NAPLES OPCO, LLC		63	1	2%	64
KINDRED HOSPITAL - SOUTH FLORIDA		64			64
ELMCROFT OF BELLA VITA		56	8	13%	64
CENTURY CENTER FOR REHABILITATION & HEALING		48	16	25%	64
A COUNTRY PLACE ASSISTED LIVING FACILITY		64			64
JOSEPH L MORSE GERIATRIC CENTER	2	59	3	5%	64
OUT OF STATE		40	24	38%	64
ST PETERSBURG PEDIATRICS-SEMINOLE BLVD		52	12	19%	64
MEDI CLINIC SARASOTA INC		62	1	2%	63
SUMMER VISTA ASSISTED LIVING		38	25	40%	63
GREENLEAF ALF		62	1	2%	63
MAGNOLIA MEDICAL CLINIC		10	53	84%	63
HOSPICE OF THE EMERALD COAST INC - PANAMA CITY	1	58	4	6%	63
F&T MEDICAL RESEARCH, INC		63			63
VIERA HEALTH AND REHABILITATION CENTER		62	1	2%	63
MINNESOTA TWINS		60	3	5%	63
APC PEDIATRICS AT RYE ROAD MEDICAL PARK		63			63
CRYSTAL RIVER HEALTH & REHAB		63			63
WADSWORTH HEALTH CENTER		60	3	5%	63
FLORIDA PEDIATRIC GROUP		27	36	57%	63
STUART LODGE LIVING LLC		42	20	32%	62
TUSCAN ISLE OPERATING COMPANY LLC DBA		59	3	5%	62
EXACT SCIENCES LABORATORIES, LLC		15	47	76%	62
SEAVIEW NURSING AND REHABILITATION CENTER		62			62
BROOKDALE COLONIAL PARK		61	1	2%	62
OVERLOOK HOSPITAL LABORATORY		57	5	8%	62
WASHINGTON REHABILITATION AND NURSING CENTER		51	10	16%	61
ADVENTHEALTH EXPRESS CARE AT WALGREENS 49TH STREET		46	15	25%	61
ST PETERSBURG PEDIATRICS-EAST BAY		47	14	23%	61
LAB DOCTOR		50	11	18%	61
OAK MANOR NURSING HOME		59	2	3%	61
AMERICAN FAMILY MEDICAL		48	13	21%	61
MIAMI VA HEALTHCARE SYSTEM			61	100%	61
BROWARD HEALTH MEDICAL CENTER CLINICAL LAB			61	100%	61
BOND CLINIC DR ELDEEB		35	26	43%	61
NXGEN MDX		20	41	67%	61

COVID-19: testing by laboratory

Data through Jan 18, 2021 verified as of Jan 19, 2021 at 09:25 AM

Data in this report are provisional and subject to change.

The numbers in the table below represent the number of Florida and non-Florida residents for whom test results were received by the Department of Health. A person can be tested by more than one laboratory and can have both positive and negative results. **Therefore, the sum of the numbers in each column will be larger than the total number of people tested.**

Reporting lab	Inconclusive	Negative	Positive	Percent positive	Total
BEACHES PEDIATRICS PA		58	3	5%	61
EC OPCO CARROLLWOOD LLC		55	6	10%	61
EMERALD COAST HOSPICE		60	1	2%	61
ISLAND COAST PEDIATRICS		56	5	8%	61
MED COMP SCIENCES		1	59	98%	60
HAWTHORN HOUSE☐		50	10	17%	60
EMBRY RIDDLE AERONAUTICAL UNIVERSITY HEALTH SERVICES			60	100%	60
LAKELAND REGIONAL HEALTH		36	24	40%	60
TWIN CREEKS ASSISTED LIVING & MEMORY CARE		57	3	5%	60
CATHOLIC HEALTH SERVICES REGIONAL LAB		54	6	10%	60
FLAGLER COLLEGE HEALTH SERVICES		43	17	28%	60
ASHRAF MEDICAL GROUP PLLC DBA PULSE MD		59	1	2%	60
A2Z DIAGNOSTICS		59	1	2%	60
BIG BOCA SMILES LLC☐		57	2	3%	59
BIOTECH		52	7	12%	59
CLERMONT URGENT CARE			59	100%	59
RITECARE MED CTR H			59	100%	59
Stratford Court of Palm Harbor		50	9	15%	59
AVANTE AT OCALA INC		55	4	7%	59
LENOX HILL HOSPITAL		53	6	10%	59
CENTRA CARE POINCIANA	1	45	13	22%	59
MILLENIUUM PHYSICIANS GROUP		1	58	98%	59
INTERNAL LAB		50	9	15%	59
Margate Health and Rehabilitation Center		56	2	3%	58
EXPERTUS LABORATORIES INC		24	34	59%	58
CENTRAL FLORIDA HEALTHCARE GROUP LLC		48	10	17%	58
CHAMBREL AT ISLAND LAKE		55	3	5%	58
THE CANOPY AT BERRYHILL		58			58
REGENTS PARK OF BOCA RATON☐		56	2	3%	58
ALTAMONTE PEDIATRIC ASSOCIATES		31	27	47%	58
PALM BAY URGENT CARE		28	29	51%	57
MCW MENTAL HEALTH LLC		55	2	4%	57
KAPG FLEMING ISLAND SENIOR HOUSING OPCO LLC	1	56			57
ASCENSION SACRED HEART BAY LABORATORY		54	3	5%	57
ARBOR TERRACE SAN JOSE LLC	3	53	1	2%	57
ALZHEIMERS CARE CENTER OF VIERA LTD		37	20	35%	57
NORTH SHORE UNIVERSITY HOSPITAL LABORATORY		51	6	11%	57
PUBLIC SQUARE PHARMACY LLC		43	14	25%	57
MALCOM RANDALL DEPT OF VAMC			57	100%	57
PORT CHARLOTTE REHABILITATION CENTER		48	9	16%	57
BAPTIST HEALTH SOUTH FLORIDA - WEST BOCA URGENT CARE		34	22	39%	56
IMA MEDICAL GROUP		28	28	50%	56
HORIZON ALF		55	1	2%	56
LAKELAND REGIONAL HEALTH LAKE MIRIAM		24	32	57%	56
TIFFANY HALL NURSING AND REHAB		44	12	21%	56
EAGLES WATCH CLUSTER		47	9	16%	56
WALGREENS 9627		51	5	9%	56

COVID-19: testing by laboratory

Data through Jan 18, 2021 verified as of Jan 19, 2021 at 09:25 AM

Data in this report are provisional and subject to change.

The numbers in the table below represent the number of Florida and non-Florida residents for whom test results were received by the Department of Health. A person can be tested by more than one laboratory and can have both positive and negative results. **Therefore, the sum of the numbers in each column will be larger than the total number of people tested.**

Reporting lab	Inconclusive	Negative	Positive	Percent positive	Total
FHMG LAKE MARY PEDS		45	11	20%	56
JERICO URGENT CARE		53	3	5%	56
Peninsula Care and Rehab		52	4	7%	56
DELAND WELLNESS CENTER			56	100%	56
ATMORE COMMUNITY HOSPITAL LABORATORY		37	19	34%	56
VETERANS AFFAIRS MEDICAL CENTER - GULF COAST		27	29	52%	56
FLORIDA MEDICAL CLINIC LLC		36	19	35%	55
PREMIER MEDICAL ASSOCIATES ALL FLORIDA LLC		54	1	2%	55
SONATA HUNTERS CREEK		47	8	15%	55
INDIGO MANOR		22	33	60%	55
ROSECASTLE AT DELANEY CREEK		54	1	2%	55
WILSON MEMORIAL REGIONAL MEDICAL CENTER		51	4	7%	55
PANCARE HEALTH GULF COUNTY		40	15	27%	55
CENTRA CARE - CONWAY		21	34	62%	55
OKEECHOBEE URGENT CARE		17	38	69%	55
ADVENT HEALTH - PALM COAST		1	53	98%	54
ST PETERSBURG PEDIATRICS-PARK BLVD		43	11	20%	54
MENTAL HEALTH CARE INC		45	9	17%	54
UNITED LABORATORY SERVICES CORPORATION		38	16	30%	54
STEINHATCHEE FAMILY MEDICAL CENTER	1	47	6	11%	54
CLERMONT HEALTH AND REHAB		40	14	26%	54
SARASOTA CO. HEALTH DEPT # 58		40	14	26%	54
JUNIPER VILLAGE AT NAPLES		53	1	2%	54
ST. CLOUD MEDICAL GROUP		54			54
CERTUS MTD OPCP LLC		52	2	4%	54
STEWART SEBASTIAN RIVER MEDICAL CENTER		27	27	50%	54
MINUTECLINIC DIAGNOSTIC OF TEXAS, LLC		46	7	13%	53
PRO HEALTH			53	100%	53
BAPTIST MEDICAL CENTER SOUTH		38	15	28%	53
KENDALL REGIONAL MEDICAL CENTER LAB	3		50	94%	53
Osprey Point Nursing Center		51	2	4%	53
ADVENTHEALTH EXPRESS CARE AT WALGREENS		38	15	28%	53
HEALTHPOINT MED GRP OF THE EMERALD COAST LLC		38	15	28%	53
ROHR HOME		50	3	6%	53
JACOBI MEDICAL CENTER		50	3	6%	53
BIOREFERENCE LABORATORIES		3	49	94%	52
TUKA PEDIATRICS		7	45	87%	52
JUPITER MEDICAL CENTER URGENT CENTER		35	17	33%	52
MED ONE AT SAINT AUGUSTINE		33	19	37%	52
SNH BRFL TENANT LLC	2	50			52
ARBOR OAKS AT TYRONE	5	47			52
ST FRANCIS HOSPITAL		45	7	13%	52
NITE LITE PEDIATRICS - PORT ST. LUCIE		43	9	17%	52
INTERNAL MEDICINE SPECIALIST		46	6	12%	52
PANCARE HEALTH - MALONE CLINIC		48	4	8%	52
ADVENT HEALTH		49	3	6%	52
LAKE HOWELL FAMILY MEDICINE ASSOCIATES		44	8	15%	52

COVID-19: testing by laboratory

Data through Jan 18, 2021 verified as of Jan 19, 2021 at 09:25 AM

Data in this report are provisional and subject to change.

The numbers in the table below represent the number of Florida and non-Florida residents for whom test results were received by the Department of Health. A person can be tested by more than one laboratory and can have both positive and negative results. **Therefore, the sum of the numbers in each column will be larger than the total number of people tested.**

Reporting lab	Inconclusive	Negative	Positive	Percent positive	Total
PHYSICIANS PRIMARY CARE OF SOUTHWEST FLORIDA		39	12	24%	51
ALEXANDER NININGER STATE VETERANS		51			51
APOLLOMDX LABS		29	22	43%	51
CORAL GABLES HOSPITAL			51	100%	51
AVANTE ST CLOUD		48	3	6%	51
GULFVIEW MEDICAL INSTITUTE		51			51
CLARE BRIDGE OF SARASOTA		50	1	2%	51
ARDEN COURTS OF SEMINOLE		50	1	2%	51
SEMINOLE TRIBE OF FLORIDA		36	15	29%	51
CHILDREN'S HOSPITAL OF ALABAMA		49	1	2%	50
SONATA BOCA RATON		48	2	4%	50
PRIMECARE AT TWIN LAKES			50	100%	50
GATEWAY CARE CENTER		50			50
PALM RIVER COMMUNITY HEALTH CENTER		45	5	10%	50
COOPER FAMILY MEDICAL PLLC		36	14	28%	50
HOSPICE OF MARTIN & ST LUCIE, INC		50			50
BioReference Laboratories, Inc		6	44	88%	50
The Ponce Therapy Care Center		47	3	6%	50
SOFT CELL LABORATORIES		45	4	8%	49
PENSACOLA PEDIATRICS, PA		39	10	20%	49
SAMFORD UNIVERSITY HEALTH SERVICES		48	1	2%	49
ALLEGRO		47	2	4%	49
SOLARIS SENIOR LIVING NORTH NAPLES		48	1	2%	49
Summit Medical Group, Pa Dba Citymd		45	4	8%	49
ADVENT HEALTH CENTRA CARE - SAND LAKE		19	30	61%	49
SUPERIOR RESIDENCES OF LECANTO		34	15	31%	49
FLORIDA HEALTH CARE		6	43	88%	49
USF		1	48	98%	49
GENEDX		36	13	27%	49
BAY PINES MEDICAL ASSOCIATES		1	48	98%	49
ELAN BUENA VISTA		37	12	24%	49
Golfview Healthcare Center		49			49
ALLIANCE PEDIATRICS		24	25	51%	49
COOPER FAMILY MEDICAL, PLLC		40	9	18%	49
RAINBOW PEDIATRICS PC LLC / BREAKFAST POINT		38	10	21%	48
BARRY UNIVERSITY STUDENT HEALTH SERVICES		37	11	23%	48
FINLAY CLINICAL LABORATORY		20	28	58%	48
PREMIER MEDICAL ASSOCIATES		46	2	4%	48
NAPLES PEDIATRICS INC		43	5	10%	48
CAREMED INTERNAL MEDICINE		30	18	38%	48
INN AT THE FOUNTAINS, THE		34	14	29%	48
ADVENT HEALTH - MOUNT DORA		9	39	81%	48
MARQUIS LABS, LLC		48			48
TRINITY AL SENIOR HOUSING LLC		44	4	8%	48
ADVENT HEALTH CENTRA CARE - EAST ORLANDO		21	27	56%	48
HERNANDO COUNTY FIRE RESCUE DISTRICT		23	25	52%	48
COURTYARD GARDENS OF JUPITER		48			48

COVID-19: testing by laboratory

Data through Jan 18, 2021 verified as of Jan 19, 2021 at 09:25 AM

Data in this report are provisional and subject to change.

The numbers in the table below represent the number of Florida and non-Florida residents for whom test results were received by the Department of Health. A person can be tested by more than one laboratory and can have both positive and negative results. **Therefore, the sum of the numbers in each column will be larger than the total number of people tested.**

Reporting lab	Inconclusive	Negative	Positive	Percent positive	Total
TROY REGIONAL MEDICAL CENTER		38	10	21%	48
NAPHCARE, INC AT MANATEE COUNTY JAIL		28	20	42%	48
BAY CENTER HURRICANE SHELTER		48			48
LAKE CITY VA MEDICAL CENTER			48	100%	48
SARATOGA HOSPITAL LABORATORY		44	4	8%	48
BIOIQ			48	100%	48
TRADITIONAL HOME HEALTH OF PALM BEACH INC		47			47
FLORIDA MEDICAL CLINIC PA		41	6	13%	47
MINUTECLINIC DIAGNOSTIC OF OHIO LLC		34	13	28%	47
INTERLAB		1	46	98%	47
NAVARRE GARDENS		41	6	13%	47
LAKE REGIONAL URGENT CARE		1	46	98%	47
EMERALD COAST BEHAVIORAL HOSPITAL		45	2	4%	47
LUTHERAN HAVEN ASSISTED LIVING		47			47
VENICE REGIONAL MEDICAL CENTER BAYFRONT HEALTH		12	35	74%	47
DOH		23	24	51%	47
PEDIATRIC CARE CENTER- JACKSONVILLE BEACH		19	28	60%	47
CAPE REGIONAL MEDICAL CENTER		45	2	4%	47
HARTFORD HEALTH SERVICES LLC		46			46
POPLAR HEALTHCARE PLLC	1	11	34	74%	46
EAST MANATEE FAMILY	1	1	44	96%	46
PENNSYLVANIA DEPT OF HEALTH		20	26	57%	46
HEALTH FIRST - CAPE CANAVERAL HOSPITAL		1	45	98%	46
PALM BAY PEDIATRICS		34	12	26%	46
GRAND OAKS OF PALM CITY LLC	1	39	6	13%	46
H LEE MOFFITT CANCER CENTER MICRO		46			46
COLLIER BLVD HMA PHYSICIAN MANAGEMENT LLC		46			46
JACKSON COUNTY HEALTH DEPARTMENT		20	26	57%	46
FLORIDA DEPARTMENT OF HEALTH IN TAYLOR COUNTY		27	19	41%	46
SOUTHEAST ALABAMA MEDICAL CENTER			46	100%	46
PREMIER PLACE HEALTHCARE AT THE GLENVIEW		46			46
GEORGE SAFRAN MD PC		40	5	11%	45
BURRY'S PHARMACY INC		26	19	42%	45
HARMONY CLINIC		1	44	98%	45
BROOKDALE OF SPRING HILL	1	44			45
AFTER HOURS PEDIATRICS			45	100%	45
SOUTHPORT SQUARE HARBOUR HEALTH		45			45
UNIVERSITY OF CENTRAL FLORIDA HEALTH SERVICES		45			45
REDI-MED WALK-IN FAMILY CARE			45	100%	45
VALENCIA HOUSE ALF		45			45
CARDIOLOGY AND MEDICINE ASSOCIATES		35	10	22%	45
ADVENT HEALTH MEDICAL GROUP OB GYN AT		39	6	13%	45
BUECHELE DENTAL PA DBA CLERMONT FAMILY DENTISTRY		36	9	20%	45
GOOD HEARTS COVID TESTING		8	37	82%	45
GENESIS DERMATOLOGY		41	4	9%	45
L&S SENIOR CARE DBA ARCADIA OAKS	1	44			45
ROCHESTER GENERAL HOSPITAL LABORATORY		41	4	9%	45

COVID-19: testing by laboratory

Data through Jan 18, 2021 verified as of Jan 19, 2021 at 09:25 AM

Data in this report are provisional and subject to change.

The numbers in the table below represent the number of Florida and non-Florida residents for whom test results were received by the Department of Health. A person can be tested by more than one laboratory and can have both positive and negative results. **Therefore, the sum of the numbers in each column will be larger than the total number of people tested.**

Reporting lab	Inconclusive	Negative	Positive	Percent positive	Total
LITTLE NECK URGENT CARE		43	2	4%	45
PRECISION HEALTH SOLUTIONS LAB		9	35	80%	44
VITAS HEALTHCARE CORP OF FLORIDA		44			44
ALLIANCE OF PHYSICIANS AGAINST COVID-19			44	100%	44
ORCHID COVE AT DAYTONA		39	5	11%	44
ARBOR TERRACE ORTEGA LLC		44			44
NORTH SHORE MEDICAL LABS	1	40	3	7%	44
VILLAGES REGIONAL HOSPITAL SURGERY CENTER LLC, THE		30	14	32%	44
MOOSEHAVEN LIFE CARE CENTER		44			44
ADVENTHEALTH MEDICAL GROUP PRIMARY CARE		43	1	2%	44
BARNES HEALTHCARE OF FLORIDA LLC		41	3	7%	44
VISITING PHYSICIANS ASSOCIATION		40	4	9%	44
PEDIATRICS OF CENTRAL FLORIDA – SAINT CLOUD	2	40	2	5%	44
WINTER GARDEN REHAB AND NURSING CENTER		40	4	9%	44
KAPG ST AUGUSTINE SENIOR HOUSING OPCO LLC		35	9	20%	44
ADVENT HEALTH - LAKE MARY		36	8	18%	44
SACRED HEART HEALTH SYSTEM INC		30	14	32%	44
BISHOP GRADY VILLAS		43			43
BRANCH MEDICAL CLINIC			43	100%	43
SOMERBY OF SANTA ROSA BEACH		40	3	7%	43
MOBILE DOC FL, LLC		29	14	33%	43
NORTH FLORIDA MEDICAL CENTER		39	4	9%	43
QUOTIENT SCIENCES			43	100%	43
FAMILY EXTENDED CARE OF WINTER HAVEN		41	2	5%	43
LAKE MARY KIDS CENTRA CARE		33	10	23%	43
CRESTVIEW URGENT CARE			43	100%	43
PATRICK AIR FORCE BASE		3	40	93%	43
Guardian Care Nursing and Rehabilitation Center		43			43
STUART URGENT CARE			43	100%	43
THREE OAKS PHARMACY INC		41	2	5%	43
QUALITY URGENT CARE AND WELLNESS		31	12	28%	43
DAVID POSNACK JEWISH DAY SCHOOL		43			43
AMERICAN HOUSE COCONUT POINT		39	3	7%	42
CENTRA CARE – APOPKA	1	2	39	93%	42
UTAH CVS PHARMACY, LLC		40	2	5%	42
SANIBEL INTERNAL MEDICINE, LLC		40	2	5%	42
MEDLOGIC LABORATORIES		3	39	93%	42
WEST ISLIP URGENT CARE		40	2	5%	42
Citymd Of Toms River		36	6	14%	42
TURNING POINT OF TAMPA		37	5	12%	42
PEDIATRIC SERVICES OF AMERICA INC		41	1	2%	42
CLINICAL LABORATORY		42			42
Atlantic Shore Nursing and Rehab		42			42
GRAND ST PAUL CVS		42			42
FLORIDA HOSPITAL		26	16	38%	42
PRINCETON VILLAGE		39	3	7%	42
MAIMONIDES-SHALOM ACADEMY, INC		40	1	2%	41

COVID-19: testing by laboratory

Data through Jan 18, 2021 verified as of Jan 19, 2021 at 09:25 AM

Data in this report are provisional and subject to change.

The numbers in the table below represent the number of Florida and non-Florida residents for whom test results were received by the Department of Health. A person can be tested by more than one laboratory and can have both positive and negative results. **Therefore, the sum of the numbers in each column will be larger than the total number of people tested.**

Reporting lab	Inconclusive	Negative	Positive	Percent positive	Total
LARA HEALTH AND WELLNESS CENTER LLC		41			41
CITYMD OF MANAHAWKIN		39	2	5%	41
PANIRA HEALTHCARE CLINIC		1	40	98%	41
QHC UPSTATE MEDICAL PC		34	7	17%	41
FHMG_CTR FOR SENIOR HEALTH		36	5	12%	41
BRONX LEBANON HOSPITAL-MEDICAL CENTER		37	4	10%	41
ROCKLEDGE REGIONAL MEDICAL CENTER		30	11	27%	41
FLORIDA HOSPITAL NEW SMYRNA		4	37	90%	41
EGLIN AFB		9	32	78%	41
TGH URGENT CARE POWERED BY FAST TRACK			41	100%	41
ADVENT HEALTH EXPRESS CARE		4	37	90%	41
NEOGENOMICS LABORATORIES INC		41			41
UNIVERSITY OF WEST FLORIDA, THE		41			41
PEDIATRICS OF CENTRAL FLORIDA KISSI		33	8	20%	41
QUALITY URGENT CARE AND WELLNESS PL		26	14	35%	40
PRIDE DIAGNOSTICS		24	16	40%	40
DOH-WEST PALM BEACH BRANCH LABORATORY		2	38	95%	40
AU HEALTH		32	8	20%	40
GENTIVA HEALTH SERVICES CERTIFIED INC		37	3	8%	40
FERN PARK DEVELOPMENTAL CENTER			40	100%	40
WALGREENS 4915		37	3	8%	40
A PLUS PEDIATRICS		36	4	10%	40
WALGREENS 2941		39	1	3%	40
CLINICAL PATHOLOGY LABORATORIES, INC		40			40
NEW YORK PRESBYTERIAN - QUEENS DIAGNOSTIC		39	1	3%	40
FIRST CHOICE URGENT CARE		10	30	75%	40
PACIFICA SENIOR LIVING OCALA		35	5	13%	40
CAPITAL REGIONAL MEDICAL CENTER		2	38	95%	40
LOURDES HOSPITAL INC		37	2	5%	39
PHILLIPPE RIDGE		27	12	31%	39
Palms at Ponte Vedra Assisted Living and Memory Care		38	1	3%	39
JUNIPER VILLAGE AT CAPE CORAL		34	5	13%	39
NEXT MOLECULAR ANALYTICS		9	30	77%	39
ECOLAB GROUP		8	31	79%	39
ADVANCED EMURGENT CARE		8	31	79%	39
FHMG- FLORIDA HOSPITAL MEDICAL GROUP		31	8	21%	39
URGENT CARE & WELLNESS CENTER		10	29	74%	39
INTERNAL MEDICINE ASSOCIATES PA		36	3	8%	39
CEDAR CREEK AT KINGS BAY INC		39			39
D PEDIATRICS		38	1	3%	39
MEDEX MEDICAL EXPRESS OF PALATKA LLC			39	100%	39
CLINICAL RESEARCH SEQUENCING PLATFORM		8	31	79%	39
BOND AND STEELE CLINIC, PA		33	6	15%	39
HIALEAH HOSPITAL RESPIRATORY DEPT			39	100%	39
BAY COUNTY JAIL ANNEX		34	5	13%	39
HOMWOOD RESIDENCE AT FREEDOM PLAZA		37	1	3%	38
JUPITER MEDICAL CENTER URGENT CARE - STUART		23	15	39%	38

COVID-19: testing by laboratory

Data through Jan 18, 2021 verified as of Jan 19, 2021 at 09:25 AM

Data in this report are provisional and subject to change.

The numbers in the table below represent the number of Florida and non-Florida residents for whom test results were received by the Department of Health. A person can be tested by more than one laboratory and can have both positive and negative results. **Therefore, the sum of the numbers in each column will be larger than the total number of people tested.**

Reporting lab	Inconclusive	Negative	Positive	Percent positive	Total
KINDRED AT HOME		30	8	21%	38
BAYCARE HEALTH SYSTEMS		1	37	97%	38
MISIR DRUGS LLC		29	9	24%	38
BENTON HOUSE OF ST. JOHNS		36	2	5%	38
MISSION OAKS ASSISTED LIVING□		36	2	5%	38
UNIVERSITY OF ALABAMA		35	3	8%	38
ERDOX		36	2	5%	38
PANCARE HEALTH - JACKSON COUNTY		29	9	24%	38
MOLECULAR DIAGNOSTICS		5	33	87%	38
CDR MAGUIRE INC	1	7	30	79%	38
ADVENT HEALTH - LAKE WALES		28	10	26%	38
BOND CLINIC, PA		9	29	76%	38
FLORIDA HEALTH CARE DELAND			38	100%	38
ADVENTIST HEALTH SYSTEM FLORIDA		26	12	32%	38
life Care Center of Melbourne		23	15	39%	38
BOULEVARD REHABILITATION CENTER		24	13	35%	37
ADVENT HEALTH - DELTONA ER		18	19	51%	37
ONE MILO		37			37
SH HERON EAST LLC□		37			37
THE COLLIER AT NAPLES		36	1	3%	37
HOLZER HEALTH CENTER		5	32	86%	37
PONCE THERAPY CARE CENTER		34	3	8%	37
PATHOGENIUS LABORATORIES		30	7	19%	37
FAMILY EXTENDED CARE OF SEBRING INC		35	2	5%	37
FLORIDA DEPARTMENT OF HEALTH CLAY COUNTY		25	12	32%	37
MINUTECLINIC DIAGNOSTIC OF NORTH CAROL		30	7	19%	37
PRACTICE MANAGEMENT OF AMERICA, INC.		7	30	81%	37
HOME CARE PHARMACY		37			37
AUTUMN OF SARASOTA		12	25	68%	37
HR SARASOTA OPERATOR LLC		25	12	32%	37
NORTHWELL HEALTH PLAINVIEW HOSPITAL LABORATORY		27	9	25%	36
BERNHARDT LABORATORIES	1	9	26	72%	36
BVL/LITTLE ANGEL PEDIATRICS		36			36
CENTRA CARE - LAKE NONA		3	33	92%	36
MEASE COUNTRYSIDE HOSPITAL			36	100%	36
WOLFF CTR FOR CHILD & ADOLESCENT HEALTH PLLC,THE		24	12	33%	36
BROOKDALE JENSEN BEACH□		34	1	3%	35
UNION MEDICAL CARE PLLC		35			35
IRL		4	31	89%	35
WUESTHOFF MEMORIAL HOSPITAL			35	100%	35
ALL MY KIDS PEDIATRICS INC		21	14	40%	35
ST CLOUD PHYSICIAN MANAGEMENT LLC DBA ST CLOUD		21	14	40%	35
P23 LABS		35			35
ADVENT HEALTH - FISH MEMORIAL		2	33	94%	35
TERRACE AT HOBE SOUND, THE	1	31	3	9%	35
EC OPCO PENSACOLA, LLC		35			35
PALM BAY HOSPITAL			35	100%	35

COVID-19: testing by laboratory

Data through Jan 18, 2021 verified as of Jan 19, 2021 at 09:25 AM

Data in this report are provisional and subject to change.

The numbers in the table below represent the number of Florida and non-Florida residents for whom test results were received by the Department of Health. A person can be tested by more than one laboratory and can have both positive and negative results. **Therefore, the sum of the numbers in each column will be larger than the total number of people tested.**

Reporting lab	Inconclusive	Negative	Positive	Percent positive	Total
BAYSHORE PATHOLOGY CONSULTANTS PA		34	1	3%	35
BEEHIVE HOMES OF GULF BREEZE		19	16	46%	35
THOMAS INTERNAL MEDICINE		29	6	17%	35
University Hills health and Rehabilitation		26	9	26%	35
TITUSVILLE FAMILY PRACTICE		14	21	60%	35
PLAINVIEW URGENT CARE		33	2	6%	35
MEDRITE URGENT CARE		25	10	29%	35
REDI-MED WALK IN FAMILY CLINIC			34	100%	34
MINUTECLINIC DIAGNOSTIC		34			34
PARAMOUNT WALK-IN CLINIC		1	33	97%	34
CCRC @ SUNFLOWER LLC		31	3	9%	34
RASHDA ALBIBI M.D. P.A.		31	3	9%	34
FAST PACE MEDICAL CLINIC, PLLC		30	4	12%	34
TUSCAN GARDENS OF DELRAY BEACH MANAGEMENT COMPANY,		34			34
HERNANDO ENDOSCOPY AND SURGERY CENTER		26	8	24%	34
LAKE WALES OPERATING GROUP LLC		32	2	6%	34
BETHESDA HEALTH URGENT CARE			34	100%	34
MAUREEN OROURKE-FUTEY			34	100%	34
MICHAEL AKPEKE MD		25	9	26%	34
LEVY COUNTY DEPARTMENT OF HEALTH		25	9	26%	34
CARE CENTERS OF NASSAU		33	1	3%	34
NORTHBROOK CENTER FOR		33	1	3%	34
BARTON HEALTH ALLIANCE		2	32	94%	34
NIGHT LITE PEDIATRICS CENTER LLC		8	26	76%	34
COLLIER HMA PHYSICIAN MANAGEMENT LLC		26	8	24%	34
TAYLORVILLE FAMILY MEDICINE		27	7	21%	34
LIFESTREAM BEHAVIORIAL CENTER		17	17	50%	34
INN AT ASTON GARDENS AT PELICAN POINTE,THE		34			34
BIOFIRE		7	26	79%	33
PROFESSIONAL URGENT CARE SERVICES		13	20	61%	33
ST. MARYS MEDICAL CENTER		1	32	97%	33
SANFORD MOBILE LAB PGA TOUR		32	1	3%	33
MINUTE CLINIC INCORPORATE		27	6	18%	33
GREENRIDGE GROUP HOME	3	11	19	58%	33
ACCURATE DIAGNOSTIC LAB		32	1	3%	33
UNIVERSITY HOSPITAL		28	5	15%	33
Kensington Gardens		33			33
CITRUS COUNTY HEALTH DEPARTMENT		32	1	3%	33
TREASURE COAST FORENSIC TREATMENT CTR		16	17	52%	33
METRO KNOXVILLE HMA		25	8	24%	33
AHSE ROP		32	1	3%	33
LINCOLN DIAGNOSTIC LAB		32	1	3%	33
LODGE HEALTH AND REHABILITATION CENTER, THE		32	1	3%	33
CINNAMON COVE ALF		33			33
PRMG - EAST NAPLES		23	10	30%	33
AYERS NURSING AND REHABILITATION CENTER		33			33
DELCARE PA		27	6	18%	33

COVID-19: testing by laboratory

Data through Jan 18, 2021 verified as of Jan 19, 2021 at 09:25 AM

Data in this report are provisional and subject to change.

The numbers in the table below represent the number of Florida and non-Florida residents for whom test results were received by the Department of Health. A person can be tested by more than one laboratory and can have both positive and negative results. **Therefore, the sum of the numbers in each column will be larger than the total number of people tested.**

Reporting lab	Inconclusive	Negative	Positive	Percent positive	Total
NORTH FLORIDA PEDIATRICS		30	3	9%	33
KINDRED HOSPITAL CENTRAL TAMPA BLOOD GAS	1	30	2	6%	33
SPRING MANOR ASSISTED LIVING		33			33
MAINSTREET FAMILY URGENT CARE		1	32	97%	33
BOND CLINIC		3	30	91%	33
ST AUGUSTINE PEDIATRIC ASSOC		30	2	6%	32
RITE MEDICAL CARE PC		32			32
PERSONAL PEDIATRICS		28	4	13%	32
POARCH BANC CREEK INDIANS TRIBAL HEALTH DEPARTMENT			32	100%	32
MOOSEHAVEN HEALTH CENTER		12	20	63%	32
JACKSON HEALTH SYSTEM		1	31	97%	32
PHYSICIAN ASSOCIATES LLC		26	6	19%	32
Heartland Health Care Center North Sarasota		18	14	44%	32
VILLAGE ON THE ISLE		27	5	16%	32
NIGHT LITE PEDIATRICS URGENT CARE CENTER			32	100%	32
CORNERSTONE MEDICAL CARE OF BRANDON PL		29	3	9%	32
BRIDGEVIEW CENTER LLC		27	5	16%	32
OPIS COQUINA CENTER		32			32
IPSUM DIAGNOSTICS		3	29	91%	32
AZALEA TRACE PHYSICIAN SERVICES		32			32
LINCOLN MEDICAL AND MENTAL HEALTH CENTER		30	2	6%	32
ROSECASTLE OF JACKSONVILLE LLC		31	1	3%	32
VETERANS HOME			32	100%	32
Gabisa Medical LLC		32			32
ISLAND URGENT CARE PLLC		32			32
VETERAN AFFAIRS MEDICAL CENTER - JAMES J PETERS		30	2	6%	32
RADIOLOGY ASSOCIATES OF VENICE AND ENGLEWOOD		30	2	6%	32
MINUTECLINIC DIAGNOSTIC OF RHODE ISLAND, LLC #1544		31	1	3%	32
JUNO DERMATOLOGY LLC		28	4	13%	32
CENTRA CARE - DR. PHILLIPS		1	31	97%	32
WESTMINSTER ST AUGUSTINE		32			32
JEFFERSON COUNTY HEALTH DEPARTMENT-MONTICELLO		18	14	44%	32
HOLY NAME HOSPITAL LABORATORY		31	1	3%	32
JACKSONVILLE UNIVERSITY		29	3	9%	32
COLLIER ANESTHESIA PAIN LLC		31			31
IMA MEDICAL GROUP POINCIANA		14	17	55%	31
DISCOVERY COMMONS AT BRADENTON		31			31
FELICIDAD MEDICAL CENTER			31	100%	31
ESCAMBIA COUNTY JAIL		18	13	42%	31
MINUTECLINIC DIAGNOSTIC OF SOUTH CARO		25	6	19%	31
WILLISTON PEDIATRICS PA		18	13	42%	31
S-H THIRTY FIVE OPCO - ORANGE CITY, LLC		22	9	29%	31
LORI MCAULIFFE MD PA		21	10	32%	31
LabCorp L#09258130 M#09258125		12	19	61%	31
DESOTO PALMS ALF		31			31
STETSON UNIVERSITY STUDENT HEALTH CENTER		3	28	90%	31
PANCARE HEALTH - FREEPORT CLINIC SUITE B		27	4	13%	31

COVID-19: testing by laboratory

Data through Jan 18, 2021 verified as of Jan 19, 2021 at 09:25 AM

Data in this report are provisional and subject to change.

The numbers in the table below represent the number of Florida and non-Florida residents for whom test results were received by the Department of Health. A person can be tested by more than one laboratory and can have both positive and negative results. **Therefore, the sum of the numbers in each column will be larger than the total number of people tested.**

Reporting lab	Inconclusive	Negative	Positive	Percent positive	Total
LONG ISLAND JEWISH MED CTR		28	3	10%	31
NORTH CENTRAL BRONX HOSPITAL		30	1	3%	31
REGENCY PARK ASSISTED LIVING FACILITY		29	2	6%	31
STEWART MEDICAL GROUP, INC		21	10	32%	31
PHOSPHORUS DIAGNOSTICS		27	4	13%	31
MARIANNA HEALTH AND REHABILITATION CENTER		30	1	3%	31
TRADITIONAL HOME CARE INC		30	1	3%	31
Flagler Health and Rehabilitation		30	1	3%	31
SOUTHERN LABORATORY		6	24	80%	30
ADVENT HEALTH PRIMARY CARE PLUS, WINTER GARDEN		26	4	13%	30
SOS MOBILE MEDICAL CARE LLC		25	5	17%	30
AMEERAH LABS			30	100%	30
LONGLEAF DIAGNOSTIC LABORATORIES		3	27	90%	30
WAVE CREST HEALTH AND REHABILITATION CENTER		30			30
CLINCLOUD, LLC			30	100%	30
CALADIUM PEDIATRICS		28	2	7%	30
Okeechobee Health Care Facility		16	14	47%	30
HIGHLANDS LAKE CENTER		27	3	10%	30
WESTWOOD NURSING AND REHABILITATION		28	2	7%	30
ANDALUSIA HEALTH		15	15	50%	30
BELVEDERE COMMONS OF SUN CITY CENTER		30			30
PENSACOLA DEVELOPMENTAL CENTER		14	16	53%	30
PECONIC BAY MEDICAL CENTER LABORATORY		24	6	20%	30
MORTON PLANT			30	100%	30
THE TERRACE AT IVY ACRES ALF		11	19	63%	30
S-H THIRTY FIVE OPCO - LUTZ, LLC		29	1	3%	30
MINUTECLINIC DIAGNOSTIC OF NORTH CARO		27	3	10%	30
JENNIFER J CHIAVETTA-GRLSANTI DC		23	7	23%	30
BAY REGIONAL URGENT CARE	1	17	12	40%	30
NEUROINTERNATIONAL SARASOTA		28	2	7%	30
HERITAGE WATERSIDE		27	3	10%	30
COMPREHENSIVE CHILDCARE		23	6	21%	29
CAMPBELL URGENT CARE			29	100%	29
ROYAL CARE OF AVON PARK		26	3	10%	29
SOLARIS SENIOR LIVING OF MERRITT ISLAND		29			29
INNOVATION CLINICAL TRIALS, INC			29	100%	29
WALGREENS #10373		28	1	3%	29
Consulate Health Care of Orange Park		27	2	7%	29
MANORCARE AT LELY PALMS		27	2	7%	29
NEMOURS CHILDRENS CLINIC		22	7	24%	29
BROOKDALE CANOPY OAKS			29	100%	29
WALGREENS 3145		26	3	10%	29
FLORIDA DEPARTMENT OF HEALTH IN MONROE COUNTY		26	3	10%	29
SUNTREE INTERNAL MEDICINE		29			29
NURSES HELPING HANDS INC ALF		29			29
PRO HEALTH HARMONY		29			29
P4CLINICAL	3	2	24	83%	29

COVID-19: testing by laboratory

Data through Jan 18, 2021 verified as of Jan 19, 2021 at 09:25 AM

Data in this report are provisional and subject to change.

The numbers in the table below represent the number of Florida and non-Florida residents for whom test results were received by the Department of Health. A person can be tested by more than one laboratory and can have both positive and negative results. **Therefore, the sum of the numbers in each column will be larger than the total number of people tested.**

Reporting lab	Inconclusive	Negative	Positive	Percent positive	Total
CSL PLASMA INC		7	22	76%	29
EVERLYWELL		16	13	45%	29
UNIV OF ROCHESTER-STRONG MEMORIAL HOSP		28	1	3%	29
ARIZONA DEPARTMENT OF HEALTH SERVICES			28	100%	28
RENAISSANCE AT THE TERRACES		27	1	4%	28
PORT ST LUCIE HOSPITAL		25	3	11%	28
GRAMERCY PARK URGENT CARE		27	1	4%	28
DEVELOPMENTAL DISABILITIES DEFENDANT PROGRAM		27	1	4%	28
ACTIVE SENIOR LIVING		26	2	7%	28
PUTNAM COUNTY SHERIFFS OFFICE		23	5	18%	28
UNION MEDICAL CARE		28			28
LAKELAND NURSING AND REHABILITATION CENTER			28	100%	28
HEALTH FIRST - VIERA HOSPITAL		1	27	96%	28
MENORAH HOUSE		27	1	4%	28
CENTRAL FLORIDA PEDIATRICS		13	15	54%	28
PALM GARDEN OF JACKSONVILLE		27	1	4%	28
TOWERS HOME CARE		25	3	11%	28
EDEN AT CRESTVIEW		12	16	57%	28
CVS		2	26	93%	28
BONIFAY NURSING AND REHAB CENTER			28	100%	28
CALHOUN COUNTY HEALTH DEPT		9	19	68%	28
SUNCOAST LABS			27	100%	27
WEST		15	12	44%	27
OAKTREE HEALTHCARE			27	100%	27
AVALON PARK RETIREMENT RESIDENCE		26	1	4%	27
EXPRESS CARE OF BELLEVIEW		27			27
CDC		17	10	37%	27
UNIVERSITY MEDICAL CTR OF PRINCETON AT		25	2	7%	27
BAY COUNTY SHERIFFS OFFICE JAIL FACILITY		22	5	19%	27
MOBILE MEDICAL ASSOCIATES PL		9	18	67%	27
UCLA HEALTHCARE CLINICAL LABS		23	4	15%	27
SANTA BARBARA CARE CENTER		17	10	37%	27
SOUTHSIDE HOSPITAL NORTHWELL HEALTH LABORATORY		24	3	11%	27
MINUTE CLINIC LLC #2216		25	2	7%	27
MICHAEL J D'AMBROSE MD PA		25	2	7%	27
Cleveland Clinic Laboratories		4	23	85%	27
MAKO MEDICAL		16	11	41%	27
CDR MAGUIRE - MIAMI BEACH CC MISSION 17388		2	25	93%	27
PREMISE HEALTH MIA			27	100%	27
RENAISSANCE SENIOR LIVING	1	26			27
ADVENT HEALTH CENTRA CARE LAKELAND		22	5	19%	27
CONNECTICUT DEPARTMENT OF HEALTH		22	5	19%	27
HAZELDEN FLORIDA		26			26
TGH URGENT CARE - RIVERVIEW			26	100%	26
INSTITUTE OF PATHOLOGY KINGS COUNTY		26			26
LOOP PEDIATRICS		22	4	15%	26
PALM BEACH COUNTY FIRE RESCUE		24	2	8%	26

COVID-19: testing by laboratory

Data through Jan 18, 2021 verified as of Jan 19, 2021 at 09:25 AM

Data in this report are provisional and subject to change.

The numbers in the table below represent the number of Florida and non-Florida residents for whom test results were received by the Department of Health. A person can be tested by more than one laboratory and can have both positive and negative results. **Therefore, the sum of the numbers in each column will be larger than the total number of people tested.**

Reporting lab	Inconclusive	Negative	Positive	Percent positive	Total
KEY PRIMARY CARE			26	100%	26
ROYAL PALM SENIOR RESIDENCE		26			26
MONCRIEF ARMY HEALTH CLINIC			26	100%	26
CENTRA CARE – SAND LAKE		1	25	96%	26
JAMAICA HOSPITAL MEDICAL CENTER		24	2	8%	26
FLAGLER HOSPITAL INC	2		24	92%	26
ADVENT HEALTH PARTIN SETTLEMENT HEALTH PARK		18	8	31%	26
STATEN ISLAND UNIVERSITY HOSPITAL-POUCH		26			26
GOLDEN POND COMMUNITIES		26			26
VI AT BENTLEY VILLAGE HOME CARE		26			26
WALK IN MEDICAL URGENT CARE		26			26
TBI RESIDENTIAL SERVICES, INC.		15	11	42%	26
WEST BROWARD CARE CENTER		24	2	8%	26
EXPRESS DOCS LLC			26	100%	26
THE MINIER URGENT CARE		20	6	23%	26
MINUTECLINIC DIAGNOSTIC OF NEW JERSEY		21	5	19%	26
PULMONARY SPECIALISTS OF THE PALM BEACHES		16	10	38%	26
PORT SAINT JOHN FAMILY PRACTICE		18	8	31%	26
PSL NAPLES BH OPERATIONS, LLC		26			26
WASHINGTON COUNTY HEALTH DEPARTMENT		14	12	46%	26
HARBORCHASE OF WELLINGTON CROSSING		23	2	8%	25
BOCA BIOLISTIC REFERENCE LAB			25	100%	25
WOMENS CARE FLORIDA LABORATORY		25			25
ADVENT HEALTH - LAKE MARY PEDIATRICS		16	9	36%	25
MORTON PLANT HOSPITAL NURSING			25	100%	25
ARCPOINT LABS OF FORT LAUDERDALE		25			25
FAMILY EXTENDED CARE OF PUNTA GORDA		25			25
WELLMED AT NEW TAMPA		19	6	24%	25
STAR CARE		23	2	8%	25
BULLS HEAD URGENT CARE		25			25
ALABAMA CLINICS		12	13	52%	25
EAST HILL MEDICAL GROUP		17	8	32%	25
ST. CLOUD HOSPITAL		20	5	20%	25
UNIPATH		18	7	28%	25
RJ LEE GROUP	1	23	1	4%	25
RIVERHEAD URGENT CARE		24	1	4%	25
EASTERN SHORE URGENT CARE		16	9	36%	25
SANITAS		4	21	84%	25
ADVENT HEALTH CENTRA CARE - LAKE BUTLER BOULEVARD			25	100%	25
FAMILY CARE PARTNERS		15	10	40%	25
FHMG–FLORIDA HOSPITAL MEDICAL GROUP		20	5	20%	25
WEINBERG VILLAGE		24	1	4%	25
Lanier Rehab			25	100%	25
MIDDLETOWN MEDICAL P C		16	9	36%	25
HENNEPIN COUNTY MEDICAL CENTER (HCMC)		13	11	46%	24
MEDCOMP SCIENCES			24	100%	24
PHYSICIANS PRIMARY CARE OF SW FLORIDA PL		24			24

COVID-19: testing by laboratory

Data through Jan 18, 2021 verified as of Jan 19, 2021 at 09:25 AM

Data in this report are provisional and subject to change.

The numbers in the table below represent the number of Florida and non-Florida residents for whom test results were received by the Department of Health. A person can be tested by more than one laboratory and can have both positive and negative results. **Therefore, the sum of the numbers in each column will be larger than the total number of people tested.**

Reporting lab	Inconclusive	Negative	Positive	Percent positive	Total
SENIOR HEALTH OF WINTER PARK DUNDEE		24			24
LAKE MARY - STIRLING CENTER SUITE 202			24	100%	24
VASSAR BROTHERS MEDICAL CENTER LABORATORY		23	1	4%	24
COURTYARDS OF ORLANDO		24			24
LABORATORY DYNAMICS		20	4	17%	24
SAMIR EBEID MD		23	1	4%	24
MADWAR		19	5	21%	24
TRUGENX		1	23	96%	24
GIBBENS FAMILY MEDICAL, LLC		17	7	29%	24
WELLNOW URGENT CARE		23	1	4%	24
THE CHAPPEL GROUP RESEARCH		24			24
PREMIER COMMUNITY HEALTHCARE GROUP INC		23	1	4%	24
SAN CARLOS PHARMACY		22	2	8%	24
ABL MEDICAL CARE LLC			24	100%	24
JOHN KNOX VILLAGE OF CENTRAL FLORIDA		20	4	17%	24
BARNETT PARK □			24	100%	24
HERITAGE OAKS ASSISTED LIVING & MEMORY CARE		20	4	17%	24
AVENTIS BIO-SERVICES CTL		24			24
WESTMINSTER WOODS ON JULINGTON CREEK		22	2	8%	24
NIGHT LITE PEDIATRIC CENTER		10	14	58%	24
TARPON BAYOU CENTER			24	100%	24
MINUTECLINIC DIAGNOSTIC OF RHODE ISLAND, LLC #212		24			24
BROOKDALE PHILLIPPI CREEK			24	100%	24
LABCORP BURLINGTON		8	16	67%	24
VILLAGES REHABILITATION AND NURSING CENTER		24			24
EMERITUS AT NAPLES	1	22			23
UNIVERSITY HILLS HEALTH AND REHABILITATION CENTER		18	5	22%	23
PARK WEST MEDICAL CENTER		22	1	4%	23
LABORATORY ALLIANCE OF CENTRAL NEW YORK		22	1	4%	23
MILLENNIUM PHYSICIAN GROUP LLC		19	4	17%	23
CROSSROADS URGENT CARE		14	9	39%	23
NOBLE SENIOR LIVING		3	20	87%	23
WIREGRASS CLINIC LLC		18	5	22%	23
UF HEALTH NORTH JACKSONVILLE			23	100%	23
THE COMMONWEALTH OF MASSACHUSETTS			23	100%	23
THE TERRACE OF JACKSONVILLE		3	20	87%	23
FAST PACE MEDICAL CLINIC		21	2	9%	23
EGL GENETIC DIAGNOSTICS		1	22	96%	23
COLORADO DEPARTMENT OF HEALTH LABORATORY SERVICES DIVISION			23	100%	23
DUVAL PHARMACY		18	5	22%	23
WEST VOLUSIA FAMILY AND SPORTS MEDICINE		23			23
STATE LAB		2	21	91%	23
MONTEFIORE NEW ROCHELLE HOSPITAL		22	1	4%	23
NORTH FLORIDA PEDIATRICS - JACKSONVILLE		21	2	9%	23
ST PETER'S BENDER LABORATORY		23			23
SUNQUEST		3	20	87%	23
COLONY CARE CENTER		14	9	39%	23

COVID-19: testing by laboratory

Data through Jan 18, 2021 verified as of Jan 19, 2021 at 09:25 AM

Data in this report are provisional and subject to change.

The numbers in the table below represent the number of Florida and non-Florida residents for whom test results were received by the Department of Health. A person can be tested by more than one laboratory and can have both positive and negative results. **Therefore, the sum of the numbers in each column will be larger than the total number of people tested.**

Reporting lab	Inconclusive	Negative	Positive	Percent positive	Total
ISLAND COAST PEDIATRICS PA		22	1	4%	23
EASYCARE WALK-IN CLINIC		11	12	52%	23
MED PLUS FLORENCE		19	4	17%	23
THE WATERMARK AT VISTAWILLA		23			23
NEW JERSEY		22	1	4%	23
PENSACOLA PEDIATRICS - PACE		16	7	30%	23
MADISON COUNTY MEMORIAL HOSP		12	11	48%	23
WUESTHOFF MEDICAL CENTER-MELBOURNE			23	100%	23
SAFARI PEDIATRICS PA		22	1	4%	23
UR CARE FAMILY AND SPORTS MEDICINE			23	100%	23
ASHTON PLACE	2	16	4	18%	22
FINLAY C. LABORATORY		3	19	86%	22
MERCY MEDICAL URGENT CARE CENTER INC		3	19	86%	22
APOLLO SURGERY CENTER		20	2	9%	22
SUMTER PEDIATRICS		21	1	5%	22
STAT ONE URGENT CARE CENTER			22	100%	22
SYNIVERSE WELLNESS CENTER		18	4	18%	22
VETERANS AFFAIRS MEDICAL CENTER - NEW YORK HARBOR		21	1	5%	22
MADISON COUNTY MEMORIAL HOSPITAL LABORATORY		14	8	36%	22
FIRST CHOICE PEDIATRICS LOOP		20	2	9%	22
ROCKLEDEGE REGIONAL MEDICAL CENTER		17	5	23%	22
MAYO CLINIC JACKSONVILLE		1	21	95%	22
SURFSIDE URGENT CARE		13	9	41%	22
ALAN A SMITH MD LLC		21	1	5%	22
COASTAL SKIN SURGERY AND DERMATOLOGY		15	7	32%	22
RESIDENCE AT BAY VUE		21	1	5%	22
CHIPOLA MEDICAL ASSOCIATES		4	18	82%	22
WARDE MEDICAL LABORATORY		15	7	32%	22
WESTPAC LABS		1	21	95%	22
UNION CHD		20	2	9%	22
WINDERMERE MEDICAL CENTER		18	4	18%	22
CHILDREN'S MEDICAL CENTER			22	100%	22
BETHUNE-COOKMAN UNIVERSITY		4	18	82%	22
SUMMIT MEDICAL GROUP - 75 E NORTHFIELD		20	2	9%	22
TALLAHASSEE DEVELOPMENTAL CENTER		22			22
LAKEVIEW HEALTH CARE SYSTEMS		8	14	64%	22
FLORIDA DEPARTMENT OF HEALTH IN WALTON COUNTY		18	4	18%	22
NORTH CAROLINA DEPARTMENT OF HEALTH & HUMAN SERVICES			22	100%	22
BRANDON COMMUNITY HEALTH CENTER		14	8	36%	22
DIACARTA INC.		22			22
MOBILE DIVISION LABORATORY		7	15	68%	22
GOOD SAMARITAN HOSPITAL LABORATORY		19	3	14%	22
FLORIDA PEDIATRICS		6	16	73%	22
TEN HEALTHCARE		6	16	73%	22
GASTROENTEROLOGY ASSOCIATES OF PENSACOLA PA		20	2	9%	22
EPIC REFERENCE LABS INC			22	100%	22
PANCARE HEALTH - BONIFAY K-8			22	100%	22

COVID-19: testing by laboratory

Data through Jan 18, 2021 verified as of Jan 19, 2021 at 09:25 AM

Data in this report are provisional and subject to change.

The numbers in the table below represent the number of Florida and non-Florida residents for whom test results were received by the Department of Health. A person can be tested by more than one laboratory and can have both positive and negative results. **Therefore, the sum of the numbers in each column will be larger than the total number of people tested.**

Reporting lab	Inconclusive	Negative	Positive	Percent positive	Total
LUTHERAN HAVEN EXTENDED CONGREGATE CAR		22			22
HEALTHPARK MEDICAL CENTER ABG LAB		21	1	5%	22
EBEIDS MD PEDIATRICS		19	3	14%	22
SARASOTA MEMORIAL NURSING & REHABILITATION CTR		22			22
BROOKDALE UNIVERSITY HOSPITAL		21	1	5%	22
JOHNS HOPKINS CHILDREN'S HOSPITAL			22	100%	22
LAKELAND REGIONAL HEALTH PABLO		21	1	5%	22
BLISS HEALTHCARE SERVICES		7	15	68%	22
NATIONAL MENTOR HEALTHCARE LLC			22	100%	22
AMMON ANALYTICAL LABORATORIES		18	3	14%	21
MARION PEDIATRICS PA		16	5	24%	21
URGENT CARE USA			21	100%	21
SUNSHINE ASSISTED LIVING		21			21
STEWARD MEDICAL GROUP INC			21	100%	21
NICEVILLE URGENT CARE		1	20	95%	21
ST PETERSBURG PEDIATRICS-SEMINOLE		18	3	14%	21
HUNT CLUB PEDIATRIC ASSOCIATES LLC		19	2	10%	21
MINUTECLINIC DIAGNOSTIC OF KANSAS, PA		19	2	10%	21
UPMC CHAUTAUQUA AT WCA LABORATORY		20	1	5%	21
AMERICAN ESOTERIC LABORATORIES		6	15	71%	21
PATHGROUP			21	100%	21
VIRTUA		17	4	19%	21
CLINICAL PATHOLOGY LABORATORIES SOUTHEAST			21	100%	21
ARDEN COURTS OF WINTER SPRINGS		18	3	14%	21
ST JUDE CHILDRENS RESEARCH HOSPITAL		21			21
PROFESSIONAL PEDIATRICS		19	2	10%	21
NAPHCARE, INC.		11	10	48%	21
PHYSICIANS CARE		18	3	14%	21
Summit Medical Group Westfield Lab		18	3	14%	21
MINUTE CLINIC DIAGNOSTIC OF SC, LLC #75		20	1	5%	21
FAMILY CARE PARTNERS URGENT CARE LLC		15	6	29%	21
BROWARD HEALTH IMPERIAL POINT NURSING			21	100%	21
SPANISH RIVER HIGH SCHOOL ESE		18	3	14%	21
GREEN GABLES ASSISTED LIVING FACILITY		21			21
ELAN SPANISH SPRINGS		4	17	81%	21
PRIME CARE ONE LLC/HARBORCHASE OF VENICE			21	100%	21
WEISS PEDIATRIC CARE LLC		14	7	33%	21
INTERNATIONAL MEDICAL LABORATORY INC		21			21
URGENT FAMILY CARE INC		18	3	14%	21
MD BEAUTY LABS, PA		20	1	5%	21
PHYSICIANS STAT		2	19	90%	21
STEWARD MELBOURNE HOSPITAL			21	100%	21
FLORIDA PEDIATRIC GROUP PA		19	2	10%	21
APOLLO HEALTH & REHABILITATION		15	5	25%	20
CONNECTDX		5	15	75%	20
BAY PEDIATRICS PA		18	2	10%	20
TGH MEDICAL GROUP LABORATORY CARROLLWOOD			20	100%	20

COVID-19: testing by laboratory

Data through Jan 18, 2021 verified as of Jan 19, 2021 at 09:25 AM

Data in this report are provisional and subject to change.

The numbers in the table below represent the number of Florida and non-Florida residents for whom test results were received by the Department of Health. A person can be tested by more than one laboratory and can have both positive and negative results. **Therefore, the sum of the numbers in each column will be larger than the total number of people tested.**

Reporting lab	Inconclusive	Negative	Positive	Percent positive	Total
EMERGENCY PHYSICIANS MEDICAL CENTER LLC		10	10	50%	20
BROOKWOOD BAPTIST MEDICAL CENTER		19	1	5%	20
LYSTER ACH FT RUCKER AL		17	3	15%	20
GLEN COVE HOSPITAL		20			20
FLORIDA HOSPITAL LABS		11	9	45%	20
TIFFANY LAKE CARE CENTERS INC		20			20
PALMETTO PEDIATRICS			20	100%	20
HEARTLAND HEALTHCARE AND REHAB CENTER			20	100%	20
REDITUS LABORATORIES			20	100%	20
MEDICAL EXPRESS CORP		18	2	10%	20
LONG TERM CARE OF GULF BREEZE LLC		17	3	15%	20
POINT OF CARE CLINICS PRIMARY CARE		20			20
ROCKLEDGE FAMILY HEALTH			20	100%	20
URGENT CARE CENTER			20	100%	20
CARENOW - DOWNTOWN NORTH GULCH		20			20
NOVANT HEALTH		15	5	25%	20
INTERCOASTAL MEDICAL GROUP			20	100%	20
GULFSIDE HOSPICE INC		17	3	15%	20
PONCE PLAZA NURSING & REHAB CENTER		4	16	80%	20
NCHD		7	13	65%	20
SOUTHEASTERN OUTPATIENT SURGERY CENTER		19	1	5%	20
CL BRUMBACK PRIMARY CARE CLINIC LANTANA		2	18	90%	20
LAKE WORTH MANOR		19	1	5%	20
ADVENT HEALTH EXPRESS		9	11	55%	20
Wiregrass Rehabilitation Center and Nursing Home		20			20
CENTRAL FLORIDA HEALTH CARE INC		2	18	90%	20
HEALTHY MINORS, LLC.		20			20
ENGLEWOOD HOSPITAL AND MEDICAL CENTER		16	4	20%	20
MINUTE CLINIC, LLC DBA MINUTECLINIC #4505		19	1	5%	20
HENDRY REGIONAL CORPORATE HEALTH			20	100%	20
GARDENS HEALTH NH LLC		20			20
ATLAN		18	2	10%	20
MINUTECLINIC, LLC #08366		15	5	25%	20
COUNTY OF LOS ANGELES			20	100%	20
MID FLORIDA PATHOLOGY LLC		19	1	5%	20
BAYVIEW MEDICAL		19			19
CAPE CORAL HOSPITAL ABG LABORATORY		10	9	47%	19
FLORIDA ATLANTIC UNIVERSITY		17	2	11%	19
SEVEN RIVERS REGIONAL MEDICAL CENTER		5	14	74%	19
Kindred Hospital South Florida Hollywood SNU		18	1	5%	19
81ST MEDICAL GROUP			19	100%	19
JEFFERSON K-12, A SOMERSET SCHOOL- CLINIC		16	3	16%	19
ADVENTHEALTH MEDICAL GROUP FAMILY MEDICINE		19			19
DCH REGIONAL MEDICAL CENTER LABORATORY		18	1	5%	19
THE TRADITION OF THE PALM BEACHES		18	1	5%	19
MEDEXPRESS - BLOOMIN BRANDS		4	15	79%	19
ESOTERIX GENETIC LABORATORIES		16	3	16%	19

COVID-19: testing by laboratory

Data through Jan 18, 2021 verified as of Jan 19, 2021 at 09:25 AM

Data in this report are provisional and subject to change.

The numbers in the table below represent the number of Florida and non-Florida residents for whom test results were received by the Department of Health. A person can be tested by more than one laboratory and can have both positive and negative results. **Therefore, the sum of the numbers in each column will be larger than the total number of people tested.**

Reporting lab	Inconclusive	Negative	Positive	Percent positive	Total
SHORE MEMORIAL HOSPITAL		16	3	16%	19
HUNTINGTON STATION URGENT CARE		18	1	5%	19
NANO HEALTH ASSOCIATES LLC		19			19
LAKE PLACID HEALTH AND REHABILITATION			19	100%	19
ACCESS 365 URGENT CARE		7	12	63%	19
PALMS MEDICAL GROUP - LAKE CITY WEST		3	16	84%	19
MIAMI CLINICAL RESEARCH CORP			19	100%	19
MAGNOLIA PEDIATRICS		2	17	89%	19
CANTON-POTSDAM HOSPITAL LABORATORY		19			19
COMMUNITY MEDICAL CARE CENTER INC			19	100%	19
LAB INTERMARKET FACILITY LAB		1	18	95%	19
TOTAL ACCESS URGENT CARE			19	100%	19
PANCARE HEALTH - BAY COUNTY - YOUNGSTOWN		17	2	11%	19
FLORIDA COMMUNITY HEALTH CENTER OF ST. LUCIE		1	18	95%	19
NO NAME		8	11	58%	19
STONE WASH CLINICAL LABORATORIES		2	17	89%	19
LIFE CARE CENTER OF JACKSONVILLE			19	100%	19
INTEGRATED REGIONAL LABORATORIES - LARGO			19	100%	19
PENNSYLVANIA DEPARTMENT OF HEALTH BUREAU OF LABORATORIES			19	100%	19
MED HEALTH SERVICES		18	1	5%	19
PARKSIDE HEALTH AND REHABILITATION CENTER			19	100%	19
ASSISTED LIVING OF BROWARD		19			19
PINES NURSING HOME		18	1	5%	19
CARE 4 U MANAGEMENT, INC			18	100%	18
MARTHA'S HOUSE & ASSISTED LIVING FACILITY		18			18
ST PETERSBURG PEDIATRICS-MLK JUNIOR BLVD		16	2	11%	18
CCS - BROWARD COUNTY JAIL		18			18
CARDIOLOGY AND MEDICINE ASSOCIATES INC		18			18
MORNINGSIDE MANOR & VILLA ADULT CARE C		18			18
SOUTHCORP LABORATORY		2	16	89%	18
STUART REHABILITATION AND HEALTHCARE		5	13	72%	18
HOWARD BEACH URGENT CARE		18			18
FORT SANDERS REGIONAL LABORATORY		18			18
BAY STREET PHARMACY		17	1	6%	18
MARION COUNTY HEALTH DEPARTMENT		17	1	6%	18
DEPT OF VA MEDICAL CENTER - BAY PINES			18	100%	18
BOZEMAN HEALTH DEACONESS HOSPITAL		13	5	28%	18
ADVENTHEALTH EXPRESS CARE AT			18	100%	18
Sovereign Laboratory Services, LLC		16	2	11%	18
GENERAL INTERNAL MEDICINE MEDICAL CTR CLINIC		13	5	28%	18
XPRESS WELLNESS URGENT CARE			18	100%	18
MARATHON HEALTH FOR LIFE		16	2	11%	18
OAKMONTE VILLAGE		17	1	6%	18
HIGHLANDS URGENT CARE			18	100%	18
ASURANCE SCIENTIFIC LABORATORIES		18			18
DALE MEDICAL CENTER		13	5	28%	18
FAMILY CARE CYPRESS CREEK		1	17	94%	18

COVID-19: testing by laboratory

Data through Jan 18, 2021 verified as of Jan 19, 2021 at 09:25 AM

Data in this report are provisional and subject to change.

The numbers in the table below represent the number of Florida and non-Florida residents for whom test results were received by the Department of Health. A person can be tested by more than one laboratory and can have both positive and negative results. **Therefore, the sum of the numbers in each column will be larger than the total number of people tested.**

Reporting lab	Inconclusive	Negative	Positive	Percent positive	Total
MOORINGS PARK OAKSTONE AT GREY OAKS		17	1	6%	18
MADISON CORE LABORATORIES		17	1	6%	18
UM MILLER SCHOOL OF MEDICINE			18	100%	18
HARTFORD HOSPITAL ANCILLARY LAB		17	1	6%	18
ARTHREX MEDICAL CENTER		10	8	44%	18
CARESPOT		1	17	94%	18
HARMONY HEALTH OPCO, LLC		15	3	17%	18
MEDEXPRESS URGENT CARE - BLOOMINGTON		16	2	11%	18
NORTH PINELLAS CHILDRENS MEDICAL CENTER			18	100%	18
PARTICLE THEORY LABS		17	1	6%	18
UNIV OF NORTH ALABAMA HEALTH CENTER		18			18
GOOD SAMARITAN SOCIETY OF DAYTONA		16	2	11%	18
TIMBERLANE LODGE ALF	1	10	7	39%	18
LONG BEACH URGENT CARE		18			18
PRIMECARE OF DOTHAN-DALEVILLE CLINIC		14	4	22%	18
ADVENT HEALTH CENTRA CARE - LAKE BUENA VISTA			18	100%	18
ESTATES MEDICAL CENTER		12	6	33%	18
HEALTH MED CENTERS		18			18
TPCA CLINICAL LABORATORIES		15	3	17%	18
DAVID LAWRENCE CENTER		15	3	17%	18
TOTAL RENAL LABORATORIES INC		13	5	28%	18
JACKSON NORTH MEDICAL CENTER		2	16	89%	18
CLERMONT ADVENTHEALTH CENTRA CARE			18	100%	18
CARESPOT OF NOCATEE			18	100%	18
HARBOUR ISLAND PEDIATRICS		12	6	33%	18
NEW YORK PRESBYTERIAN - ALLEN HOSPITAL		17			17
MICHELLE S PAGE MD PA		17			17
URGENT CARE AT LONGWOOD			17	100%	17
KIVA AT CANTERBURY			17	100%	17
ASCENSION ST VINCENT'S PRIMARY CARE			17	100%	17
MID-FLORIDA PATHOLOGY, LLC		12	5	29%	17
BAHIA OAKS LODGE		16	1	6%	17
BAYCARE MEDICAL GROUP INC			17	100%	17
Salerno Bay Health & Rehabilitation Center		13	4	24%	17
CONSOLIDATED LAB SERVICES		8	9	53%	17
BAY BREEZE HEALTH AND REHABILITATION CENTER		9	8	47%	17
COAST MED URGENT CARE		16	1	6%	17
RESOLVE MOLECULAR DIAGNOSTICS		13	4	24%	17
WALGREENS COVID-19		14	3	18%	17
GERALD J KIVETT MD		15	2	12%	17
BIOREFERENCE LABORATORIES INC		3	14	82%	17
MICHIGAN DEPARTMENT OF HEALTH AND HUMAN SERVICES			17	100%	17
THE CANOPY AT HARPER LAKE	1		16	94%	17
ALL PEDIATRIC CARE			17	100%	17
MINUTECLINIC DIAGNOSTIC OF MICHIGAN		15	2	12%	17
TENNESSEE DEPARTMENT OF HEALTH		13	4	24%	17
ROSLYN URGENT CARE		17			17

COVID-19: testing by laboratory

Data through Jan 18, 2021 verified as of Jan 19, 2021 at 09:25 AM

Data in this report are provisional and subject to change.

The numbers in the table below represent the number of Florida and non-Florida residents for whom test results were received by the Department of Health. A person can be tested by more than one laboratory and can have both positive and negative results. **Therefore, the sum of the numbers in each column will be larger than the total number of people tested.**

Reporting lab	Inconclusive	Negative	Positive	Percent positive	Total
ST. JUDES LABORATORIES		12	5	29%	17
MARCO DRUGS AND COMPOUNDING		13	4	24%	17
UVMMC MICROBIOLOGY		16	1	6%	17
MINUTECLINIC DIAGNOSTIC OF NORTH CAROLINA		17			17
COMMONWEALTH OF MASSACHUSETTS			17	100%	17
ST ELIZABETH MEDICAL CENTER LABORATORY		16	1	6%	17
LONG TERM CARE OF JAY, LLC			17	100%	17
COOPER HEALTHCARE		17			17
JUPITER MEDICAL CENTER			17	100%	17
WINTER PARK FAMILY PRACTICE LLC		17			17
HEALTHCARE NOW			17	100%	17
URGENT CARE WEST CLINIC		14	3	18%	17
WALGREEN EASTERN CO, INC		17			17
BRIDGEWAY HEALTH CLINICS INC			17	100%	17
FORT CAROLINE GARDENS, INC		14	2	13%	16
GRACE MEDICAL HOME		12	4	25%	16
REGENCY OAKS HEALTH CENTER		14	2	13%	16
ST CATHERINE OF SIENA HOSPITAL		14	2	13%	16
ALL FLORIDA FAMILY & SPORTS MEDICINE		15	1	6%	16
NORTH BEACH REHABILITATION CENTER		15	1	6%	16
MD PLUS URGENT CARE, LLC			16	100%	16
FUNGAL REFERENCE LABORATORY		12	4	25%	16
HEALTH CENTRAL HOSPITAL			16	100%	16
MINUTECLINIC DIAGNOSTIC OF ILLINOIS L		14	2	13%	16
REGENCY SQUARE MALL - SEARS		2	14	88%	16
XERA MED RESEARCH			16	100%	16
BUREAU OF PUBLIC HEALTH		1	15	94%	16
SHELBY BAPTIST MEDICAL CENTER		11	5	31%	16
FAST TRACK URGENT CARE CENTER - TYRONE			16	100%	16
MEDEXPRESS URGENT CARE LEWISBURG		15	1	6%	16
DARDEN WELLNESS CENTER		13	3	19%	16
ADVENT HEALTH - ZEPHYRHILLS			16	100%	16
SRMC AVALON		9	7	44%	16
AMELIA ASSISTED LIVING FACILITY		16			16
JOSEPH MIGNOGNA		13	3	19%	16
MONROE COUNTY DETENTION CENTER			16	100%	16
URGENT CARE CLINIC OF LINCOLN		14	2	13%	16
AVOW HOSPICE INC		16			16
HUNT CLUB MEDICAL		12	4	25%	16
ROADS PEDIATRICS,LLC		14	2	13%	16
CAREHERE LAKE SCHOOLS EMPLOYEE HEALTH CENTER		10	6	38%	16
ERIC C MARSHAL MD, PC DBA MINUTECLINIC		15	1	6%	16
ADIRONDACK MEDICAL CENTER		16			16
MIGUEL E TREVINO MD PA		13	3	19%	16
PINELLAS INTERNAL MEDICINE ASSOCIATES		15	1	6%	16
KEYSTYLE LIVING LLC	1	15			16
MILLENNIUM PHYSICIAN GRP LLC NAPLES PINE RIDGE			16	100%	16

COVID-19: testing by laboratory

Data through Jan 18, 2021 verified as of Jan 19, 2021 at 09:25 AM

Data in this report are provisional and subject to change.

The numbers in the table below represent the number of Florida and non-Florida residents for whom test results were received by the Department of Health. A person can be tested by more than one laboratory and can have both positive and negative results. **Therefore, the sum of the numbers in each column will be larger than the total number of people tested.**

Reporting lab	Inconclusive	Negative	Positive	Percent positive	Total
MORRIS PARK URGENT CARE		13	3	19%	16
SUWANNEE COUNTY SHERIFF OFFICE		14	2	13%	16
OKEECHOBEE HEALTHCARE FACILITY			16	100%	16
BONIFAY NURSING AND REHABILITATION CENTER			16	100%	16
OCOEE PEDIATRICS		13	3	19%	16
PRO HEALTH FAMILY PHYSICIANS, NYSTROM		16			16
CRUCIAL CARE		10	6	38%	16
HALIFAX HEALTH URGENT CARE		2	14	88%	16
REGENEXX TAMPA BAY		14	2	13%	16
GROWING TOGETHER PEDIATRICS, LLC		12	4	25%	16
ARCPOINT LABS OF WEST PALM BEACH			16	100%	16
MD NOW MEDICAL CENTERS INC			16	100%	16
PROFESSIONAL PARK PEDIATRICS PA			16	100%	16
CAREHERE- LCS LEESBURG			16	100%	16
INTERNAL MEDICINE ASSOCIATES & SPECIALTIES INC		15	1	6%	16
Bon Secours Maria Manor		11	4	27%	15
TOTTENVILLE CIRCLE URGENT CARE		15			15
PATHLINE			15	100%	15
MEADOWCREST MOLECULAR DIAGNOSTICS, LLC			15	100%	15
UAH STUDENT HEALTH CENTER		10	5	33%	15
ST VINCENT'S EAST		14	1	7%	15
FAMILY CARE CENTER OF ARLINGTON		10	5	33%	15
TELEVISIT MALABAR PEDIATRICS		5	10	67%	15
WINSHIPS PHARMACY INC		15			15
Z UROLOGY		15			15
ST JOHNS COUNTY DETENTION CENTER		15			15
SOUTH CAROLINA DEPT OF HEALTH AND ENVIRONMENT CONTROL		2	13	87%	15
SINAI HOSPITAL OF BALTIMORE		15			15
HELIX DIAGNOSTICS			15	100%	15
ROCKLAND URGENT CARE FAMILY HEALTH NP		15			15
BROOKDALE BRANDON	1	14			15
MARQUES PEDIATRICS			15	100%	15
LIGHTHOUSE PEDIATRICS OF NAPLES		11	4	27%	15
Citymd Of Lacey		14	1	7%	15
VALLEY IMMEDIATE CARE		13	2	13%	15
MILTON 4707		15			15
DIATHERIX		13	2	13%	15
IMA MEDICAL CENTER		5	10	67%	15
ROWLETT MIDDLE ACADEMY		13	2	13%	15
FLORIDA ENDOSCOPY & SURGERY CTR LLC		15			15
KEY WEST MEDICAL CENTER	1	14			15
ST VINCENT'S AMBULATORY CARE INC DBA	2	11	2	13%	15
EXPRESS FAMILY CARE LLC			15	100%	15
Baldwin Pediatrics		13	2	13%	15
FAMILY AND INTERNAL MEDICINE AT AVALON PARK		12	3	20%	15
NOVANT HEALTH GOHEALTH URGENT CARE-HARRISBURG		8	7	47%	15
JESSIE TRICE COMMUNITY HEALTH SYSTEM, INC		1	14	93%	15

COVID-19: testing by laboratory

Data through Jan 18, 2021 verified as of Jan 19, 2021 at 09:25 AM

Data in this report are provisional and subject to change.

The numbers in the table below represent the number of Florida and non-Florida residents for whom test results were received by the Department of Health. A person can be tested by more than one laboratory and can have both positive and negative results. **Therefore, the sum of the numbers in each column will be larger than the total number of people tested.**

Reporting lab	Inconclusive	Negative	Positive	Percent positive	Total
HOLLEY-NAVARRE MEDICAL CLINIC		5	10	67%	15
RAINBOW PEDIATRICS		1	14	93%	15
ADVENTHEALTH MEDICAL GROUP FAMILY & INTERNAL		9	6	40%	15
PANAMA CITY VITAS HOSPICE		15			15
HOLIDAY MEDICAL ASSOCIATES		1	14	93%	15
DEPT OF VA MED CENTE-WEST PALM BEACH			15	100%	15
BAPTIST PRIMARY BLACK CREEK SOUTH			15	100%	15
ORLANDO HEALTH		2	13	87%	15
49D2045214PHYSICIAN OFFICE WAIVER MEDEXPRESS URGENT CARE - HARRISONBU		6	9	60%	15
SPEARHEAD MEDICAL			15	100%	15
AURORA DIAGNOSTICS		3	12	80%	15
CVS MINUTE CLINIC DIAGNOSTIC OF NORTH CAROL		13	2	13%	15
Clearwater Center		7	8	53%	15
MASSACHUSETTS GENERAL HOSPITAL		1	14	93%	15
NEWYORK-PRESBYTERIAN/ LAWRENCE HOSPITAL LABORATORY		13	2	13%	15
ADVANCED URGENT CARE		12	3	20%	15
OLIVE BRANCH HEALTH AND REHABILITATION CENTER			15	100%	15
WELLINGTON FAMILY PRACTICE		13	2	13%	15
BROOKDALE ST AUGUSTINE			15	100%	15
HODGES CLUSTER		2	13	87%	15
CHILDRENS MEDICAL CENTER			15	100%	15
ROBERT WOOD JOHNSON UNIVERSITY HOSP		13	2	13%	15
GLEN OAKS URGENT CARE		15			15
OPTUMCARE SOUTH FLORIDA, LLC		11	4	27%	15
EASTLAKE PEDIATRICS - TRINITY		15			15
COLLEGE POINT URGENT CARE		13	2	13%	15
POLK CHD BARTOW		13	1	7%	14
OCEANSIDE URGENT CARE		14			14
BIO-TECH CLINICAL LABORATORIES INC		14			14
NEW YORK METHODIST HOSPITAL		13	1	7%	14
PROMEDICA LABORATORIES		11	3	21%	14
Wesley Place on Honeysuckle		12	2	14%	14
SIGMUND LABS LLC		14			14
WELLMED AT LAKE COPELAND		8	6	43%	14
TRINITY MEDICAL ASSOCIATES LLC			14	100%	14
GRAND VILLA OF ST. PETERSBURG		12	2	14%	14
WALK IN URGENT CARE			14	100%	14
MULBERRY'S MOBILE PROVIDER SERVICES LLC			14	100%	14
AUBURN COMMUNITY HOSPITAL		12	2	14%	14
ERIC C MRSHAL, MD, PC #1842		13	1	7%	14
MEDEXPRESS URGENT CARE, MOON TOWNSHIP		13	1	7%	14
MIRIMUS INC		1	13	93%	14
BOCA SIMON		2	12	86%	14
BAYLOR GENETICS		6	8	57%	14
FLORIDA HOSPITAL WINTER GARDEN		13	1	7%	14
RAPID RELIABLE TESTING NY LLC		12	2	14%	14
MINUTECLINIC, LLC		11	3	21%	14

COVID-19: testing by laboratory

Data through Jan 18, 2021 verified as of Jan 19, 2021 at 09:25 AM

Data in this report are provisional and subject to change.

The numbers in the table below represent the number of Florida and non-Florida residents for whom test results were received by the Department of Health. A person can be tested by more than one laboratory and can have both positive and negative results. **Therefore, the sum of the numbers in each column will be larger than the total number of people tested.**

Reporting lab	Inconclusive	Negative	Positive	Percent positive	Total
BAPTIST MEDICAL CENTER EAST		11	3	21%	14
MINUTECLINIC DIAGNOSTIC OF TN PC #378		13	1	7%	14
CLEVELAND CLINIC			14	100%	14
Consulate Health Care of Jacksonville			14	100%	14
ASTORIA HEALTH AND REHABILITATION CENTER		13	1	7%	14
BVL PEDIATRICS		14			14
Belleair Healthcare Center		8	6	43%	14
SOUTHEASTERN UNIVERSITY INC		14			14
OSCEOLA ALF OPERATOR, LLC DBA□		14			14
MEDEMERGE		13	1	7%	14
ST JOSEPH HOSPITAL		13	1	7%	14
PRATTVILLE BAPTIST HOSPITAL		11	3	21%	14
CHARLOTTE CHD PORT CHARLOTTE		11	3	21%	14
BENTON HOUSE OF PORT ORANGE		8	6	43%	14
M&V SAN JOSE MEDICAL CENTER			14	100%	14
SIGNATURE HEALTHCARE OF ORANGE PARK		14			14
EPIPHANY HEALTH		8	6	43%	14
ROBERT H JENKINS JR VETERANS' DOMICILIARY HOME OF		11	3	21%	14
PREMIER URGENT CARE CENTER LLC			14	100%	14
STATEN ISLAND UNIVERSITY HOSPITAL		13	1	7%	14
NORTHWESTERN MEMORIAL HOSPITAL			14	100%	14
HEALTHFIRST ADVENT HEALTH CENTRA CARE COCOA BEACH			14	100%	14
MINUTE CLINIC DIAGNOSTIC OF NEW JERSEY		14			14
ALBIBI		1	13	93%	14
ALAN L MELOTEK MD		14			14
PARKWEST MEDICAL CENTER		11	2	15%	13
SOUTHEAST FAMILY HEALTHCARE CENTER			13	100%	13
ROCKLEDGE		3	10	77%	13
Sunnyside Care Center		13			13
GENTIVA HEALTH SERVICES		12	1	8%	13
LUCID DIAGNOSTICS LABS			13	100%	13
EAR NOSE & THROAT ASSOCIATES OF MANATEE PA		13			13
MINUTECLINIC DIAGNOSTIC OF HAWAII LLC		12	1	8%	13
BROOKLYN HOSPITAL CENTER DOWNTOWN CAMPUS		13			13
SONATA BOYNTON BEACH		12	1	8%	13
BLOUNT MEMORIAL HOSPITAL		12	1	8%	13
CLEVELAND CLINIC FLORIDA		1	12	92%	13
ODYSSEY HEALTHCARE OF MARION COUNTY, LLC		13			13
CAREATC			13	100%	13
PHELPS HOSPITAL LABORATORY		11	2	15%	13
SOUTH LAKE PEDIATRICS		12	1	8%	13
BETHESDA HEALTH PHYSICIAN GROUP INC			13	100%	13
JUST FOR KIDS PEDIATRICS		5	8	62%	13
CORE LABORATORY		1	12	92%	13
MINUTECLINIC DIAGNOSTIC OF RHODE ISLAND, LLC #590		12	1	8%	13
ESCAMBIA COMMUNITY CLINIC		2	11	85%	13
NORTHWEST FLORIDA SLEEP		1	12	92%	13

COVID-19: testing by laboratory

Data through Jan 18, 2021 verified as of Jan 19, 2021 at 09:25 AM

Data in this report are provisional and subject to change.

The numbers in the table below represent the number of Florida and non-Florida residents for whom test results were received by the Department of Health. A person can be tested by more than one laboratory and can have both positive and negative results. **Therefore, the sum of the numbers in each column will be larger than the total number of people tested.**

Reporting lab	Inconclusive	Negative	Positive	Percent positive	Total
CAN COMMUNITY HEALTH		13			13
CLINICAL LABORATORY SERVICES			13	100%	13
URGENT TEAM		10	3	23%	13
JOSEPH SCHENKER MD PC DBA CENTERS URGENT		11	2	15%	13
BROOKDALE DELAND			13	100%	13
FLORIDA STATE HOSPITAL			13	100%	13
UC HEALTH UNIVERSITY HOSPITAL		11	2	15%	13
SHELBY COUNTY HEALTH CARE CORPORATION		10	3	23%	13
IN-OFFICE LAB		12	1	8%	13
FORT WALTON BEACH DEVELOPMENTAL CENTER		12	1	8%	13
ORANGE REGIONAL MEDICAL CENTER LABORATORY		10	3	23%	13
OPIS ISLAND LAKE CENTER		13			13
PERDIDO URGENT CARE		1	12	92%	13
CERON PEDIATRICS & INTEGRATIVE MEDICIN		13			13
VILLA OF KINGS AND QUEENS OF DELRAY		13			13
MCWHORTER SCHOOL OF PHARMACY		13			13
Cross Care Center			13	100%	13
TEXAS DEPARTMENT OF STATE HEALTH SERVICES		3	10	77%	13
THE LODGE AND REHABILITATION CENTER		6	7	54%	13
UNIVERSITY LAB			13	100%	13
LAKE COUNTY SCHOOLS EMPLOYEE HEALTH CENTER		6	7	54%	13
DYNAMIC DNA LAB		1	12	92%	13
FLUSHING HOSPITAL MEDICAL CENTER		10	3	23%	13
CVS MINUTE CLINIC DIAGNOSTIC OF TEXAS LLC		10	3	23%	13
BAYA URGENT CARE LLC		1	12	92%	13
UNIVERSITY HOSPITAL UC HEALTH		9	4	31%	13
BAYCARE HEALTH SYSTEMS, LLC			13	100%	13
BRYAN WHITFIELD MEMORIAL HOSPITAL		8	5	38%	13
SILVER LAKE PEDIATRICS PA		11	2	15%	13
MINUTE CLINIC DIAGNOSTIC OF VIRGINIA		9	4	31%	13
BROOKDALE MANDARIN CENTRAL			13	100%	13
TOTAL CARE PLUS LLC			13	100%	13
BASSETTI & ASSOCIATES, MD, PA			13	100%	13
BAPTIST MEMORIAL HEALTH CARE		11	2	15%	13
MONTEFIORE ST LUKE'S CORNWALL HOSPITAL		10	3	23%	13
CENTER ONE SURGERY CENTER		9	4	31%	13
HUDSON VALLEY HOSPITAL CENTER LABORATORY		12	1	8%	13
MACKOUL PEDIATRICS FORT MYERS			13	100%	13
SOUTH NASSAU COMMUNITIES HOSPITAL		10	3	23%	13
ATRIA WILLOW WOOD		12	1	8%	13
OHIO CVS STORES, LLC DBA		12	1	8%	13
RIVERSIDE COTTAGES AT THE SHORES, LLC			13	100%	13
MINUTECLINIC DIAGNOSTICS MEDICAL GROUP		12	1	8%	13
SPRINGWOOD COURT		8	5	38%	13
KRYSTAL BAY NURSING AND REHABILITATION		10	3	23%	13
COMMUNITY HEALTH OF SOUTH FLORIDA INC			12	100%	12
ARDEN COURTS OF LELY PALMS		11	1	8%	12

COVID-19: testing by laboratory

Data through Jan 18, 2021 verified as of Jan 19, 2021 at 09:25 AM

Data in this report are provisional and subject to change.

The numbers in the table below represent the number of Florida and non-Florida residents for whom test results were received by the Department of Health. A person can be tested by more than one laboratory and can have both positive and negative results. **Therefore, the sum of the numbers in each column will be larger than the total number of people tested.**

Reporting lab	Inconclusive	Negative	Positive	Percent positive	Total
ACADIAN DIAGNOSTIC LABORATORIES		8	4	33%	12
LONG ISLAND JEWISH VALLEY STREAM		12			12
VPA PC LAB		12			12
STERLING HOUSE OF PUNTA GORDA		12			12
MERCY MEDICAL CENTER		5	7	58%	12
COMPREHENSIVE CHILDCARE ASSOCIATES		8	4	33%	12
EAR NOSE AND THROAT ASSOCIATES OF MANATEE, P.A.		9	3	25%	12
NORTH FLORIDA / SOUTH GEORGIA VETERANS HEALTH SYSTEM			12	100%	12
TAMPA BAY CONCIERGE DOCTOR, LLC		11	1	8%	12
WACO HHSSURGEWACO	1	10	1	8%	12
APPLE DIAGNOSTICS LAB		5	7	58%	12
PBSO WEST PALM FAMILY PRACTICE		1	11	92%	12
MINUTECLINIC MINUTECLINIC #8746		12			12
CARENOW URGENT CARE-BRENTWOOD		8	4	33%	12
INNOVATIVE RESEARCH OF WEST FLORIDA		9	3	25%	12
PRIMARY CARE MEDICINE	1	10	1	8%	12
OHIO STATE UNIVERSITY MEDICAL CENTER			12	100%	12
CLEARWATER EMPLOYEE HEALTH CLINIC		4	8	67%	12
Lady Lake Specialty Care			12	100%	12
GRAND VILLA OF DELAND		9	3	25%	12
ADVENT HEALTH MEDICAL GROUP- FAMILY MEDICINE AT DR. PHILIPS		7	5	42%	12
GLEN OAKS HEALTH AND REHABILITATION CENTER			12	100%	12
LIFE CARE OF PORT SAINT LUCIE		3	9	75%	12
CENTERPLACE HEALTH			12	100%	12
ADVANCE URGENT CARE CENTER, LLC			12	100%	12
ANYLABTESTNOW			12	100%	12
SUWANNEE COUNTY JAIL		11	1	8%	12
ISLAND LAKE CENTER		4	8	67%	12
Lab MSMC Hialeah			12	100%	12
UTAH DEPARTMENT OF HEALTH			12	100%	12
LEON CHD		12			12
WORLD WRESTLING ENTERTAINMENT			12	100%	12
ST PETER'S UNIVERSITY HOSPITAL		9	3	25%	12
WAKULLA COUNTY HEALTH DEPARTMENT		5	7	58%	12
Ocala Oaks Rehabilitation Center		7	5	42%	12
LAB UNKNOWN		1	11	92%	12
WALGREEN		4	8	67%	12
MINIMALLY INVASIVE VASCULAR INC		11	1	8%	12
CONCORD LIFE SCIENCES LLC		2	10	83%	12
MAITLAND PRIMARY CARE		9	3	25%	12
BROWARD DIALYSIS			12	100%	12
ST CLOUD MEDICAL GROUP		10	2	17%	12
MINUTECLINIC DIAGNOSTIC PA		11	1	8%	12
FHCP-PORT ORANGE		3	9	75%	12
WOODHOUSE INC		12			12
MAINSTREET FAMILY SELECT		1	11	92%	12
PROHEALTH CARE ASSOCIATES MOBILE		9	3	25%	12

COVID-19: testing by laboratory

Data through Jan 18, 2021 verified as of Jan 19, 2021 at 09:25 AM

Data in this report are provisional and subject to change.

The numbers in the table below represent the number of Florida and non-Florida residents for whom test results were received by the Department of Health. A person can be tested by more than one laboratory and can have both positive and negative results. **Therefore, the sum of the numbers in each column will be larger than the total number of people tested.**

Reporting lab	Inconclusive	Negative	Positive	Percent positive	Total
MINUTECLINIC, LLC, DBA MINUTECLINIC #5		10	2	17%	12
BRADFORD COUNTY HEALTH DEPARTMENT		12			12
MI2297090CV HOLLAND-23D2189684		12			12
THE PLAZA AT PARKSQUARE		12			12
FORT HAMILTON URGENT CARE		12			12
TLC FAMILY CARE HOME INC		12			12
ADVENT HEALTH - KISSIMMEE		3	9	75%	12
FLORIDA DEPARTMENT OF HEALTH IN HILLSBOROUGH COUNTY			12	100%	12
IREPERTOIRE_MOL_LAB		12			12
FAMILY HEALTH CENTER			12	100%	12
MERIDIAN AT WATERWAYS, THE		10	2	17%	12
WELLMED AT PLANT CITY		8	4	33%	12
MEDEXPRESS URGENT CARE - ROBINSON TWP, STEUBENVILLE PIKE		11	1	8%	12
MELBOURNE FAMILY PRACTICE		11	1	8%	12
SUMMIT ATLANTIC SURGERY CENTER		12			12
NAPLES GREEN VILLAGE		12			12
STEWARD MELBOURNE HOSPITAL, INC	1		11	92%	12
PANCARE HEALTH - WEWA ELEMENTARY			12	100%	12
CHEEK AND SCOTT DRUGS INC		12			12
BEST MEDICAL CENTER		8	4	33%	12
MINUTECLINIC, LLC, DBA MINUTECLINIC #2544		11	1	8%	12
BARTON FAMILY PRACTICE		7	5	42%	12
ALWAYS BEST CARE SENIOR SERVICES		10	2	17%	12
METHODIST MEDICAL CENTER		9	3	25%	12
FLORIDA DEPT OF HEALTH		4	8	67%	12
MINUTECLINIC DIAGNOSTIC OF PENNSYLVANI		12			12
FAMILY CARE			12	100%	12
VERITAS RESEARCH CORP			12	100%	12
BHA CENTRAL COUNTY CLINIC		1	11	92%	12
DIEGO FALLON MD PA		6	6	50%	12
MINUTECLINIC #8699		9	3	25%	12
LAKES DIALYSIS CENTER INC			12	100%	12
TNC WALK IN CLINIC		9	3	25%	12
CARINGTON MANOR		11			11
EMERALD COAST PEDIATRICS			11	100%	11
FAMILY PRACTICE ON THE GO		6	5	45%	11
INTERMOUNTAIN CENTRAL LAB		1	10	91%	11
AESTHETIC ENHANCEMENTS		11			11
ARDEN COURTS OF PALM HARBOR			11	100%	11
SOUTHEASTERN LABORATORY			11	100%	11
LEHIGH VALLEY HOSPITAL		3	8	73%	11
WELL-BEING MEDICAL CENTER PLLC		9	2	18%	11
St. Annes Nursing Center, St. Annes Residence, Inc.		11			11
AIM LABORATORIES			11	100%	11
DOCTORS MEDICAL CENTER OF WALTON COUNTY CLINIC			11	100%	11
PREMIER LABORATORY SERVICES, LLC		5	6	55%	11
CARE FAST MURABELLA		7	4	36%	11

COVID-19: testing by laboratory

Data through Jan 18, 2021 verified as of Jan 19, 2021 at 09:25 AM

Data in this report are provisional and subject to change.

The numbers in the table below represent the number of Florida and non-Florida residents for whom test results were received by the Department of Health. A person can be tested by more than one laboratory and can have both positive and negative results. **Therefore, the sum of the numbers in each column will be larger than the total number of people tested.**

Reporting lab	Inconclusive	Negative	Positive	Percent positive	Total
VIRTUA WEST JERSEY HOSPITAL VOORHEES		9	2	18%	11
UNIVERSITY CENTRA CARE		10	1	9%	11
QUOTIENT SCIENCES LABS LLC			11	100%	11
MHHS All Lab Subsection		11			11
MEDEXPRESS URGENT CARE-ALTOONA		9	2	18%	11
ACCESS MEDICAL CENTER			11	100%	11
PINELLAS COUNTY HEALTH DEPARTMENT		2	9	82%	11
TELEVISIT PALM BAY FAMILY PRACTICE		9	2	18%	11
AVENTURA HOSPITAL AND MEDICAL CENTER			11	100%	11
WOODLAND TOWERS		6	5	45%	11
SEMORAN FAMILY HEALTH LLC		10	1	9%	11
BELLEVUE HOSPITAL CENTER DEPARTMENT		11			11
Jupiter Medical Center Pavilion		10	1	9%	11
HORIZON MEDICAL GROUP		9	2	18%	11
CARESPOT EXPRESS HEALTHCARE			11	100%	11
SENIOR HOME CARE INC		11			11
LAKELAND HILLS CENTER		4	7	64%	11
MINUTECLINIC DIAGNOSTIC OF NORTH CAROLINA PC		9	2	18%	11
NORTHERN WESTCHESTER HOSPITAL LABORATORY		9	2	18%	11
PRIMECARE ACQUISITION FAMILY PRACTICE INC		11			11
MINUTECLINIC DIAGNOSTIC OF MICHIGAN PC		10	1	9%	11
BROOKDALE DESTIN		1	10	91%	11
NIGHT LITE PEDIATRICS CENTER, LLC		1	10	91%	11
CARE HERE		1	10	91%	11
COLORADO DEPARTMENT OF PUBLIC HEALTH AND ENVIRONMENT			11	100%	11
JOSEF SCHENKER MD PC		11			11
JFK MEDICAL CENTER NORTH LAB		1	10	91%	11
REDMED CLINIC OF ARLINGTON		10	1	9%	11
UMHC/SYLVESTER AT KENDALL		1	10	91%	11
MEDICAL CENTER AFFILIATES WEST PALM			11	100%	11
THE TERRACE OF SAINT CLOUD		9	2	18%	11
COASTAL FAMILY PRACTICE		7	4	36%	11
MOUNT DORA PEDIATRICS		9	2	18%	11
GADSDEN REGIONAL MEDICAL CENTER		11			11
NOVALIFE MEDSPA			11	100%	11
MI CASA DORADA ASSISTED LIVING FACILIT		11			11
TROPICANA		5	6	55%	11
ALCOVE ASSISTED LIVING FACILITY		11			11
DMH STEINHATCHEE FAMILY MEDICINE		8	3	27%	11
INN AT LAKE SEMINOLE SQUARE, THE		11			11
WHITE-WILSON MEDICAL CENTER		11			11
MORTON PLANT MEASE			11	100%	11
LAKE CO EMPLOYEE HEALTH AND WELLNESS CENTER		10	1	9%	11
MACCLENNY NURSING AND REHAB			11	100%	11
PALM BEACH PATHOLOGY		9	2	18%	11
ELITE HOME HEALTH SERVICES		11			11
BAPTIST PRIMARY CARE PONTE VEDRA		6	5	45%	11

COVID-19: testing by laboratory

Data through Jan 18, 2021 verified as of Jan 19, 2021 at 09:25 AM

Data in this report are provisional and subject to change.

The numbers in the table below represent the number of Florida and non-Florida residents for whom test results were received by the Department of Health. A person can be tested by more than one laboratory and can have both positive and negative results. **Therefore, the sum of the numbers in each column will be larger than the total number of people tested.**

Reporting lab	Inconclusive	Negative	Positive	Percent positive	Total
WATSON HEALTHCARE		8	3	27%	11
FAMILY MEDICINE AT LONGWOOD			11	100%	11
GUARDANT HEALTH		7	4	36%	11
FIRST CHOICE PEDIATRICS INC		10	1	9%	11
WANTAGH URGENT CARE		8	3	27%	11
TREASURE COAST URGENT CARE			11	100%	11
WINTER PARK CARE AND REHABILITATION			11	100%	11
CARILLON SPORTS AND FAMILY MEDICINE		8	3	27%	11
DESOTO HEALTH AND REHAB LLC		7	4	36%	11
MOSOLF PEDIATRICS			10	100%	10
MEDICAL LABORATORY DIAGNOSTICS			10	100%	10
HCR MANORCARE		10			10
LAKE BALDWIN CBOC		9	1	10%	10
SAVANNAH MANOR ASSISTED LIVING COMMUNITY			10	100%	10
CREATIVE TESTING SOLUTIONS		3	7	70%	10
ONEIDA HEALTHCARE CENTER		8	2	20%	10
CBC LAB		3	7	70%	10
KIDSVILLE PEDIATRICS			10	100%	10
CARENOW URGENT CARE - EAST NASHVILLE		8	2	20%	10
Hialeah Nursing And Rehabilitation Center		6	4	40%	10
AMBRY GENETICS CORPORATION		10			10
PARROTT MEDICAL CLINIC			10	100%	10
BODYK		6	4	40%	10
GRACE WELLNESS CENTER		3	7	70%	10
ASSOCIATES MD CYPRESS CREEK			10	100%	10
APPALACHIAN REGIONAL HEALTHCARE SYSTEM		10			10
ADVENT HEALTH - WINTER HAVEN		6	4	40%	10
MEDEXPRESS URGENT CARE - TIMBERLAKE		10			10
ARNOT OGDEN MEDICAL CENTER LABORATORY		10			10
WELLMED AT SOUTH PARSONS		8	2	20%	10
BOCA RATON REGIONAL HOSPITAL LAB			10	100%	10
BROOKDALE PENSACOLA		10			10
NORTH OKALOOSA PHYSICIAN GROUP		10			10
LAKE NONA MEDICAL SERVICES		3	7	70%	10
MEYER PEDIATRICS CHTD		10			10
MINUTECLINIC DIAGNOSTIC MEDICAL GROUP		9	1	10%	10
RAINBOW PEDIATRIC CENTER		2	8	80%	10
BROOKDALE PANAMA CITY		9	1	10%	10
BENTLEY VILLAGE II		1	9	90%	10
PANCARE HEALTH - VERNON ELEMENTARY			10	100%	10
ACE BIOMEDICAL LABS LLC			10	100%	10
HOLMES COUNTY HEALTH DEPARTMENT		4	6	60%	10
ALABAMA DEPARTMENT OF PUBLIC HEALTH		1	9	90%	10
FLORIDA PRESBYTERIAN HOMES INC		10			10
Terrace of Jacksonville			10	100%	10
GENESIS		7	3	30%	10
BROWARD HEALTH CARE			10	100%	10

COVID-19: testing by laboratory

Data through Jan 18, 2021 verified as of Jan 19, 2021 at 09:25 AM

Data in this report are provisional and subject to change.

The numbers in the table below represent the number of Florida and non-Florida residents for whom test results were received by the Department of Health. A person can be tested by more than one laboratory and can have both positive and negative results. **Therefore, the sum of the numbers in each column will be larger than the total number of people tested.**

Reporting lab	Inconclusive	Negative	Positive	Percent positive	Total
LAKWOOD RANCH MEDICAL CENTER CLINICAL LAB			10	100%	10
VITALANT		1	9	90%	10
COVANCE CENTRAL LABORATORY			10	100%	10
FAMILY MEDICINE AT HUNTERS CREEK		10			10
CITY OF PORT SAINT LUCIE		10			10
ELTINGVILLE CIRCLE URGENT CARE		10			10
COMMUNITY HEALTH CENTER		2	8	80%	10
VETERNANS ADMINISTRATION			10	100%	10
TENNESSEE DEPARTMENT OF HEALTH (TDH) - CENTRAL LABORATORY		2	8	80%	10
SAMARITAN MEDICAL CENTER		10			10
CORONA PATHOLOGY		10			10
ISLAND COAST PEDIATRICS IN-HOUSE LAB		10			10
MEDEXPRESS URGENT CARE PARKERSBURG		8	2	20%	10
SUNSHINE PEDIATRICS OF CENTRAL FLORIDA PL		8	2	20%	10
St Joseph's Hospital & Medical Center		9	1	10%	10
Hackensack Umc Mountainside		9	1	10%	10
Maury Regional Hospital		6	4	40%	10
PRORENATA LABS		2	8	80%	10
VASCONCELLO COHEN MD PA		9	1	10%	10
MEDEXPRESS URGENT CARE - SEMINOLE SQUAU		9	1	10%	10
BEAUMONT LABORATORY			10	100%	10
EMERALD COAST HOSPICE - CRESTVIEW		10			10
PBC PREMIER FAMILY HEALTH			10	100%	10
MEDEX REGIONAL LABORATORIES LLC		1	9	90%	10
BIOTECH CLINICAL LABORATORIES, INC.		1	9	90%	10
CVS MINUTE CLINIC		1	9	90%	10
BAYCARE MEDICAL GROUP INC			10	100%	10
URGENT CARE CENTER AT PINNACLE		4	6	60%	10
ILLINOIS DEPT OF PUBLIC HEALTH LAB - SPRINGFIELD			10	100%	10
NORTHWEST FLORIDA ENT, PA		4	6	60%	10
NEW JERSEY DEPARTMENT OF HEALTH COMMUNICABLE DISEASE SERVICE		3	7	70%	10
OMNI			9	100%	9
PLYMOUTH HARBOR INCORPORATED		9			9
RICHMOND UNIVERSITY MEDICAL CENTER		7	2	22%	9
PATEL MEDICAL VENTURES		8	1	11%	9
CHILDREN'S HEALTH CENTER INC.		7	2	22%	9
NORTHSHORE UNIVERSITY HEALTHSYSTEM EVANSTON HOSPITAL LAB			9	100%	9
ADVENT HEALTH CENTRA CARE - ORANGE LAKE		1	8	89%	9
FIRST CHOICE PEDIATRICS WINTER SPRINGS		9			9
PRIMECARE AT PORT ORANGE			9	100%	9
SURGERY CENTER OF CORAL GABLES LLC,THE		8	1	11%	9
BOCA SIMON LAB		1	8	89%	9
URGENT CARE & FAMILY PRACTICE CENTER			9	100%	9
COLLIER COUNTY JAIL		9			9
BAYONET POINT HOSPITAL			9	100%	9
LPG PEDIATRICS AT PAGE FIELD		9			9
MIDMICHIGAN MEDICAL CENTER			9	100%	9

COVID-19: testing by laboratory

Data through Jan 18, 2021 verified as of Jan 19, 2021 at 09:25 AM

Data in this report are provisional and subject to change.

The numbers in the table below represent the number of Florida and non-Florida residents for whom test results were received by the Department of Health. A person can be tested by more than one laboratory and can have both positive and negative results. **Therefore, the sum of the numbers in each column will be larger than the total number of people tested.**

Reporting lab	Inconclusive	Negative	Positive	Percent positive	Total
MONROE COUNTY HOSPITAL		6	3	33%	9
OUR HOME AT BEACON HILL			9	100%	9
CVS PHARMACY NO 274		9			9
WEEMS MEMORIAL HOSPITAL		6	3	33%	9
URGENT CARE USA LLC		1	8	89%	9
MOLECULAR PATHOLOGY LABORATORY			9	100%	9
FLORIDA MEDICAL CLINIC - MULTI SPECIALTY CAMPUS		2	7	78%	9
BAYFRONT HEALTH ST PETERSBURG		8	1	11%	9
MINUTECLINIC DIAGNOSTIC OF LOUISIANA		8	1	11%	9
ROSS MEDICAL GROUP			9	100%	9
STATEN ISLAND UNIVERSITY HOSPITAL SEGUINE AVE		9			9
RIVERSIDE MEDICAL GROUP		8	1	11%	9
WADSWORTH CENTER - DAVID AXELROD INSTITUTE		8	1	11%	9
AMERICAN HEALTH ASSOCIATES INC		1	8	89%	9
MC DIAGNOSTIC OF CONNECTICUT, PC #775		8	1	11%	9
CVS MINUTE CLINIC DIAGNOSTIC OF WISCONSIN		9			9
SAMARITAN HOSPITAL LABORATORY		8	1	11%	9
BLOCK NATION CHASE		4	5	56%	9
VILLAGE PLACE HEALTH AND REHAB		9			9
ACCESS PHARMACY		9			9
PRECISION GENETICS			9	100%	9
LAKEVIEW HEALTH SYSTEMS			9	100%	9
ADVENTHEALTH MEDICAL GROUP CARE CLINIC AT		7	2	22%	9
PEDIATRIC HEALTH CARE ALLIANCE			9	100%	9
CORNER OAK ESTATE LLC		9			9
ANY LAB TEST NOW INC			9	100%	9
NEMOURS CHILDREN'S PRIMARY CARE VERO BEACH			9	100%	9
MINUTE CLINIC LLC #1448		8	1	11%	9
STEINHATCHEE DRUGS		6	3	33%	9
MEDEXPRESS URGENT CARE- MARYLAND		8	1	11%	9
MEDEXPRESS URGENT CARE - WINCHESTER GATEWAY		7	2	22%	9
CONSULATE HEALTH CARE OF PENSACOLA			9	100%	9
THE VILLAGES HEALTH		5	4	44%	9
NURSING PLUS OF BROWARD LLC		1	8	89%	9
MINUTECLINIC DIAGNOSTIC OF TN PC #566		8	1	11%	9
TMH PHYSICIAN PARTNERS - MONTICELLO		8	1	11%	9
CARLOS PORTU MD, PLLC			9	100%	9
NATURE COAST REGIONAL MEDICAL CENTER			9	100%	9
GCPM MANUAL MICROBIOLOGY		1	8	89%	9
UNAVAILABLE/UNKNOWN/NO INFORMATION FOUND			9	100%	9
MICHIGAN DEPARTMENT OF COMMUNITY HEALTH		1	8	89%	9
ADVENTHEALTH MEDICAL GROUP		9			9
LAKE NONA MEDICAL SERVICE LLC		9			9
WESTCHESTER GENERAL HOSPITAL BLOOD GAS LAB			9	100%	9
AEGIS MEDICAL GROUP			9	100%	9
LOREY ALF		9			9
NORTHWEST FLORIDA COMMUNITY HOSPITAL LABORATORY		8	1	11%	9

COVID-19: testing by laboratory

Data through Jan 18, 2021 verified as of Jan 19, 2021 at 09:25 AM

Data in this report are provisional and subject to change.

The numbers in the table below represent the number of Florida and non-Florida residents for whom test results were received by the Department of Health. A person can be tested by more than one laboratory and can have both positive and negative results. **Therefore, the sum of the numbers in each column will be larger than the total number of people tested.**

Reporting lab	Inconclusive	Negative	Positive	Percent positive	Total
CHEMISYS LABORATORIES		1	8	89%	9
NASSAU COUNTY JAIL		9			9
OPTIMAL CARE PEDIATRICS			9	100%	9
MISSOURI DEPARTMENT OF HEALTH AND SENIOR SERVICES			9	100%	9
MAINSTREET FAMILY CARE			9	100%	9
AVALON FAMILY RESORT ASSISTED LIVING LLC		9			9
CARENOW URGENT CARE-MT JULIET		8	1	11%	9
FLORIDA MENTOR		7	1	13%	8
LIFE CARE CITRUS COUNTY			8	100%	8
FLORIDA HEART AND VASCULAR MULTISPECIALTY GROUP		8			8
ORMOND BEACH CENTRA CARE			8	100%	8
ALACHUA COUNTY HEALTH DEPARTMENT		1	7	88%	8
Manor Care of Dunedin		6	2	25%	8
MEDEXPRESS URGENT CARE - PANTOPS		7	1	13%	8
DOCTOR'S IN HOUSE LAB			8	100%	8
ST CHARLES HOSPITAL LABORATORY		8			8
NATIONAL GENETICS INST LABCORP		3	5	63%	8
BARTON PARKER OD PC		8			8
BAPTIST HEALTH			8	100%	8
MEDEXPRESS URGENT CARE - LAFAYETTE		7	1	13%	8
SYLVESTER AT PLANTATION LABORATORY		7	1	13%	8
CVS MINUTE CLINIC, LLC		6	2	25%	8
MIRIMUS CLINICAL LABS		3	5	63%	8
MEDEXPRESS URGENT CARE - WASHINGTON		6	2	25%	8
ORLANDO HEALTH PHYSICIAN ASSOCIATES		4	4	50%	8
GOLISANO CHILDREN'S HOSPITAL OF SOUTHWEST FLORIDA		6	2	25%	8
AFC URGENT CARE - CEDAR GROVE		8			8
HEALTHMARK REGIONAL HOSPITAL LAB		4	4	50%	8
PENSACOLA CLUSTER			8	100%	8
FHCP-ORANGE CITY			8	100%	8
PASSPORT HEALTH OF TAMPA BAY		8			8
DOCTOR'S IN-HOUSE LAB/COMMUNITY HEALTH CENTERS OF PINELLAS - CLEARWATE			8	100%	8
MEDEXPRESS URGENT CARE MONACA		8			8
MEDEXPRESS URGENT CARE - BENTON HARBOR		8			8
HARBORCHASE OF DR PHILLIPS		7	1	13%	8
GENE STREET LABORATORIES, LLC		6	2	25%	8
ORANGE PEDIATRICS			8	100%	8
COLLIER BLVD HMA PHYSICIAN MANAGEMENT,, LLC			8	100%	8
PERSONAL PEDIATRICS PA		6	2	25%	8
HIGH TOWER ALF LLC		7	1	13%	8
ST. JOSEPH HOSPITAL AND HEALTH CARE INC.			8	100%	8
MEDEXPRESS URGENT CARE - MONROE		8			8
MID-HUDSON VALLEY DIVISION OF WESTCHESTER MEDICAL		8			8
CONSULATE HEALTH CARE		7	1	13%	8
ST CLOUD PHYSICIAN MANAGMENT LLC		7	1	13%	8
X-GENE MOLECULAR LABS		1	7	88%	8
MEDEXPRESS URGENT CARE CHARLESTON		5	3	38%	8

COVID-19: testing by laboratory

Data through Jan 18, 2021 verified as of Jan 19, 2021 at 09:25 AM

Data in this report are provisional and subject to change.

The numbers in the table below represent the number of Florida and non-Florida residents for whom test results were received by the Department of Health. A person can be tested by more than one laboratory and can have both positive and negative results. **Therefore, the sum of the numbers in each column will be larger than the total number of people tested.**

Reporting lab	Inconclusive	Negative	Positive	Percent positive	Total
STATMED OCALA			8	100%	8
HUNTINGTON URGENT CARE		8			8
WILTON MANORS HEALTH & REHABILITATION CENTER			8	100%	8
FAMILY PRACTICE OF DAVIE INC			8	100%	8
THE WOLFF CENTER FOR CHILD & ADOLESCENT HEALTH			8	100%	8
MONTEFIORE MEDICAL CENTER LABORATORIES - WEILER		6	2	25%	8
SIDDH INC DBA SAN CARLOS PHARMACY		6	2	25%	8
FORT PIERCE FAMILY CARE INC		3	5	63%	8
MED LABS DIAGNOSTICS		5	3	38%	8
HOLY NAME MEDICAL CENTER	1	6	1	13%	8
ASHRAF MEDICAL GROUP PLLC DBA PULSE M		7	1	13%	8
UNIVERSITY MEDICAL CENTER		8			8
WELLIGENT		1	7	88%	8
WHITE SANDS OUTPATIENT SERVICES (WSOP SERVICES LLC		8			8
ADVENT HEALTH - FOUR CORNERS ER		8			8
MEDEXPRESS URGENT CARE-KATY		5	3	38%	8
GRAND VILLA OF ALTAMONTE SPRINGS		1	7	88%	8
WELLMED AT PORT ST LUCIE WEST		6	2	25%	8
MINUTECLINIC DIAGNOSTIC OF TN, PC 374		6	2	25%	8
EXECUTIVE MEDICAL SERVICES		8			8
CARENOW URGENT CARE-WEST END		6	2	25%	8
CVS MINUTE CLINIC DIAGNOSTIC MED GRP OF CA		8			8
MINUTE CLINIC DIAGNOSTIC OF SC, LLC #42		7	1	13%	8
CVS TN5639POCT FARRAGUT		7	1	13%	8
WINDSOR OF SAN PABLO, THE		5	3	38%	8
ALLINA HEALTH - ABBOTT NORTHWESTERN HOSPITAL		5	3	38%	8
COLLIER COUNTY HEALTH DEPT.		4	4	50%	8
MONTEFIORE MEDICAL CENTER LABORATORIES - NORTH		8			8
MEDEXPRESS URGENT CARE - CHRISTIANBURG		7	1	13%	8
Sunset Lake Health and Rehabilitation Center		8			8
SURGOINSVILLE PHARMACY		8			8
THE MARY IMOGENE BASSETT HOSPITAL		8			8
FLORIDA HOSPITAL PHYSICIAN GROUP		3	5	63%	8
MEDEXPRESS URGENT CARE-LATROBE		8			8
Signature Healthcare of Ormond		8			8
ADVENTHEALTH MEDICAL GROUP PEDIATRICS AT		2	6	75%	8
BEAUMONT EMERGENCY CENTER			8	100%	8
PASSPORT HEALTH			8	100%	8
URGENT MEDICAL CENTER INC		2	6	75%	8
CARROLL GARDENS URGENT CARE		8			8
DOH-TAMPA BRANCH LABORATORY (MLK BLVD)		4	4	50%	8
ROBERT WOOD JOHNSON HOSPITAL		7	1	13%	8
MEADOWCREST FAMILY PHYSICIANS PA			8	100%	8
URGENT TEAM MANAGEMENT OF TENNESSEE		7	1	13%	8
NIGHT OWL PEDIATRICS URGENT CARE			8	100%	8
CROSSROADS URGENT CARE, PLLC		8			8
JX REF LAB			8	100%	8

COVID-19: testing by laboratory

Data through Jan 18, 2021 verified as of Jan 19, 2021 at 09:25 AM

Data in this report are provisional and subject to change.

The numbers in the table below represent the number of Florida and non-Florida residents for whom test results were received by the Department of Health. A person can be tested by more than one laboratory and can have both positive and negative results. **Therefore, the sum of the numbers in each column will be larger than the total number of people tested.**

Reporting lab	Inconclusive	Negative	Positive	Percent positive	Total
GULF COAST MEDICAL GROUP		2	6	75%	8
HUNTINGTON VILLAGE URGENT CARE		8			8
CHILDREN'S HEALTHCARE OF ATLANTA/EGLESTON		8			8
VETERANS AFFAIRS MEDICAL CENTER - OUTPATIENT			8	100%	8
JOHNS HOPKINS MEDICAL LABORATORIES		1	7	88%	8
AZALEA HEALTH		2	6	75%	8
MINUTE CLINIC LLC #5733		8			8
FOUNTAINVIEW BY FIVE STAR QUALITY CARE		7	1	13%	8
PALM BEACH COUNTY HEALTH DEPARTMENT LABORATORY			8	100%	8
BAPTIST OUTPATIENT			8	100%	8
GENEUS DIAGNOSTICS			8	100%	8
CLEVELAND TENNESSEE HOSPITAL COMPANY		7	1	13%	8
PUTNAM FAMILY CARE INC		3	5	63%	8
EMERGENCY MEDICAL CENTER		3	5	63%	8
MAIMONIDES MEDICAL CENTER		5	3	38%	8
MEDEXPRESS URGENT CARE, BUTLER		5	3	38%	8
INTERNAL MEDICINE ASSOCIATES OF JACKSON HOSPITAL			8	100%	8
FLORIDA CLINICAL LAB		1	7	88%	8
ATLANTIC CONSOLIDATED LABORATORY		8			8
CIAN DIAGNOSTICS			8	100%	8
RED MOUNTAIN DIAGNOSTICS		8			8
MINUTECLINIC DIAGNOSTIC OF SOUTH CAROL		7	1	13%	8
DAVID LAWRENCE CENTER INC		7	1	13%	8
CVS MINUTE CLINIC DIAGNOSTIC OF TEXAS, LLC		7			7
MC DIAGNOSTIC OF CONNECTICUT, PC #1960		7			7
ILLINOIS DEPARTMENT OF PUBLIC HEALTH			7	100%	7
SARASOTA - ROBERT L TAYLOR COMMUNITY CENTER		1	6	86%	7
LEE COUNTY HEALTH DEPARTMENT		4	3	43%	7
COMMUNITY MEDICAL AND DENTAL CARE INC		7			7
VIGILINT HEALTHCARE		5	2	29%	7
ST VINCENT'S CHILTON		5	2	29%	7
ECLRS		2	5	71%	7
Thermopolis Rehabilitation Wellness		7			7
PALM BEACH CDH - DELRAY BEACH			7	100%	7
CVS HEALTH, #3396		7			7
SOUTH COM HEALTH CLINIC, DEPT. OF THE ARMY		7			7
ARCHBOLD MEMORIAL HOSPITAL/LAB		3	4	57%	7
AVON PARK PEDIATRICS			7	100%	7
CVS MINUTE CLINIC DIAGNOSTIC OF VIRGINIA		7			7
CARENOW URGENT CARE-MADISON		7			7
PEDIATRICS OF CENTRAL FLORIDA		5	2	29%	7
WILDLIGHT LAB			7	100%	7
HAVEN HOSPICE			7	100%	7
FLORIDA HOSPITAL WINTER PARK		6	1	14%	7
TRUE HEALTH		5	2	29%	7
DOCTORS CLINICAL LABORATORY, INC		5	2	29%	7
DORAL URGENT CARE			7	100%	7

COVID-19: testing by laboratory

Data through Jan 18, 2021 verified as of Jan 19, 2021 at 09:25 AM

Data in this report are provisional and subject to change.

The numbers in the table below represent the number of Florida and non-Florida residents for whom test results were received by the Department of Health. A person can be tested by more than one laboratory and can have both positive and negative results. **Therefore, the sum of the numbers in each column will be larger than the total number of people tested.**

Reporting lab	Inconclusive	Negative	Positive	Percent positive	Total
NEW YORK PRESBYTERIAN - LOWER MANHATTAN		7			7
DALLAS COUNTY HEALTH AND HUMAN SERVICES			7	100%	7
Rosewood Healthcare and Rehabilitation Center		5	2	29%	7
LAWTON CHILES HEALTH CENTER		1	6	86%	7
MEDLABS DIAGNOSTICS		7			7
MINUTECLINIC, LLC #4230		6	1	14%	7
ROSEMONT GARDENS INC		7			7
JUPITER ISLAND PUBLIC SAFETY		5	2	29%	7
ST JUDE LABORATORIES		5	2	29%	7
DEBARY HEALTH AND REHABILITATION CENTER		6	1	14%	7
BAPTIST PEDIATRICS		6	1	14%	7
SEA LEVEL LABS			7	100%	7
IRL MARKET LAB			7	100%	7
LIFE'S SPECIAL MOMENTS INC		7			7
DIXIE COUNTY HEALTH DEPARTMENT		5	2	29%	7
LAKE HOWARD HEIGHTS	1	6			7
RIVER OAKS TREATMENT CENTER			7	100%	7
Ocoee Health Care Center		7			7
YORKVILLE PEDIATRIC URGENT CARE		7			7
BENSONHURST URGENT CARE		7			7
LAKELAND REGIONAL HEALTH GATEWAY CENTER		7			7
DIAGNOSTIC CLINIC		6	1	14%	7
LUXOR SCIENTIFIC LLC		1	6	86%	7
VALDOSTA FAMILY MEDICINE			7	100%	7
PULSE & REMEDY LLC			7	100%	7
ST VINCENT'S ST CLAIR		4	3	43%	7
FLORIDA CENTER FOR DERMATOLOGY LABORATORY			7	100%	7
CARESOUTH HHA HOLDINGS OF TALLAHASSEE LLC		7			7
BREVARD HEALTH ALLIANCE INC, THE		2	5	71%	7
GENEXPERT			7	100%	7
KEYSTONE PLACE AT NAPLES PRESERVE		4	3	43%	7
BRADENTON PHYSICIANS MEDICAL CENTER			7	100%	7
CENTRAL FLORIDA PEDIATRIC URGENT CARE LLC		6	1	14%	7
THOMAS JEFFERSON UNIVERSITY HOSPITAL		4	3	43%	7
ALLEGRO - TAMPA	1	4	2	29%	7
LOVING CARE OF THE TREASURE COAST LLC	1	3	3	43%	7
MEDICANA NURSING AND REHAB CENTER			7	100%	7
RIVERVIEW REGIONAL MEDICAL CENTER		6	1	14%	7
SCHOOL OF PHARMACY AND PHARMACEUTICAL		7			7
HEALTH CARE LABORATORY SERVICES		1	6	86%	7
PINELLAS 1 HOME HEALTH CARE CORP		7			7
STAT MEDICAL CLINIC III INC		5	2	29%	7
Westchester General Hospital			7	100%	7
METROPOLITAN HOSPITAL CENTER		6	1	14%	7
Consulate Health Care of Brandon		7			7
FLORIDA DIGESTIVE AND LIVER SPECIALIST		7			7
PALM POINT BEHAVIORAL HEALTH		7			7

COVID-19: testing by laboratory

Data through Jan 18, 2021 verified as of Jan 19, 2021 at 09:25 AM

Data in this report are provisional and subject to change.

The numbers in the table below represent the number of Florida and non-Florida residents for whom test results were received by the Department of Health. A person can be tested by more than one laboratory and can have both positive and negative results. **Therefore, the sum of the numbers in each column will be larger than the total number of people tested.**

Reporting lab	Inconclusive	Negative	Positive	Percent positive	Total
KENDALL REGIONAL MEDICAL CNTR			7	100%	7
ADVENTHEALTH MEDICAL GROUP PULMONOLOGY		6	1	14%	7
NOVANT HEALTH INPATIENT CARE		2	5	71%	7
BAYCARE MEDICAL GROUP		1	6	86%	7
REHAB AND HEALTHCARE CENTER OF CAPE CORAL		7			7
ENT AND ALLERGY ASSOCIATES OF FLORIDA LLC		6	1	14%	7
DEPARTMENT OF HEALTH- CITRUS COUNTY			7	100%	7
JACKSON CLINIC PA,THE		3	4	57%	7
MINUTECLINIC DIAGNOSTIC OF TN, PC 6438		5	2	29%	7
HOLY GARDEN ALF, INC.		7			7
IU HEALTH PATHOLOGY		1	6	86%	7
VERMONT DEPARTMENT OF HEALTH		1	6	86%	7
VITAS HEALTHCARE CORPORATION OF FL			7	100%	7
MONTEFIORE NYACK HOSPITAL AFFILIATED LABORATORY		7			7
PENINSULA CARE AND REHABILITATION CENTER			7	100%	7
MICHAEL A VENAZIO MD		6	1	14%	7
NORTON HEALTHCARE			7	100%	7
OCALA FAMILY MEDICAL CENTER		7			7
ALACHUA			7	100%	7
MEDEXPRESS URGENT CARE - MAPLE DRIVE		7			7
WINDSOR OF GAINESVILLE		7			7
FLORIDA HOSPITAL KISSIMMEE		4	3	43%	7
QUE		4	3	43%	7
CLINIC OF PEDIATRICS & GI MEDICINE INC			7	100%	7
DOCTOR'S IN-HOUSE LAB/COMMUNITY HEALTH CENTERS OF PINELLAS -PINELLAS P			7	100%	7
FAMILY MEDICINE OF WESTON LLC			7	100%	7
CVS PHARMACY #8800		5	2	29%	7
PBC FOUND CARE INC			7	100%	7
FREEDOM SQUARE NURSING CENTER			7	100%	7
HEARTLAND PEDIATRICS OF LAKE PLACID			7	100%	7
HEALTH NETWORK LABORATORIES		6	1	14%	7
SOUTH CAROLINA DEPARTMENT OF HEALTH			7	100%	7
TRUE HEALTH DIAGNOSTICS		1	6	86%	7
GENTRY PARK ORLANDO ASSISTED LIVING		6	1	14%	7
SUPERIOR RESIDENCES AT CALA HILLS		7			7
ADVENTIST HEALTH SYSTEM FLORIDA DEPT OF HEALTH		3	4	57%	7
UNIVERSITY OF WASHINGTON MEDICAL CENTER			7	100%	7
CVS NC187POCT CHARLOTTE		7			7
LAB UNKNOW		6	1	14%	7
ORANGE PARK PEDIATRIC ASSOCIATES		1	6	86%	7
MEDEXPRESS URGENT CARE - FAYETTEVILLE		5	2	29%	7
OPTIONS FOR SENIORS INC DBA PALM KREST MANOR		5	2	29%	7
MERCY HEALTH—MUSKEGON		6	1	14%	7
ARUP		7			7
MINUTECLINIC DIAGNOSTIC OF TN PC #320		6	1	14%	7
SONORA QUEST LABORATORIES			7	100%	7
HEALTHWORKS MED GROUP OF FLORIDA PA		2	5	71%	7

COVID-19: testing by laboratory

Data through Jan 18, 2021 verified as of Jan 19, 2021 at 09:25 AM

Data in this report are provisional and subject to change.

The numbers in the table below represent the number of Florida and non-Florida residents for whom test results were received by the Department of Health. A person can be tested by more than one laboratory and can have both positive and negative results. **Therefore, the sum of the numbers in each column will be larger than the total number of people tested.**

Reporting lab	Inconclusive	Negative	Positive	Percent positive	Total
MULBERRY CARE CENTER		4	3	43%	7
WATERFORD AT CREEKSIDE, THE			7	100%	7
PUTNAM COUNTY EMERGENCY RESCUE SERVICE		4	3	43%	7
ORANGE PARK PEDIATRICS		4	3	43%	7
MINUTECLINIC, LLC, DBA MINUTECLINIC #6106		5	2	29%	7
LEPE'S HOUSE			7	100%	7
WYOMING COUNTY COMMUNITY HOSPITAL LABORATORY		7			7
LYNMOORE,THE		7			7
JOHNS HOPKINS ALL CHILDRENS			6	100%	6
THE CLINIC PREMISE HEALTH			6	100%	6
RIVERWOOD CENTER,THE□			6	100%	6
Florida Clinical Laboratory		1	5	83%	6
MIAMI BEACH COMMUNITY HEALTH CENTER INC			6	100%	6
GENETIC TECHNOLOGICAL INNOVATIONS			6	100%	6
ETHOS LABORATORIES		6			6
CVS MINUTE CLINIC DIAGNOSTIC PA		5	1	17%	6
FLORIDA DEPARTMENT OF HEALTH WASHINGTON COUNTY		3	3	50%	6
BOCA VIPEDIATRICS			6	100%	6
CAPITAL HEALTH PLAN LABORATORIES			6	100%	6
CITYMD		1	5	83%	6
UT MEMPHIS UNIVERSITY HEALTH SERVICES			6	100%	6
CVS MINUTE CLINIC DIAGNOSTIC OF TEXAS,LLC		4	2	33%	6
INTERNAL MEDICINE LIPID AND WELNNESS PRACTICE			6	100%	6
ABBAY MANOR RETIREMENT RESIDENCE INC		6			6
CAREWELL 301 - WARWICK			6	100%	6
PENN MEDICINE PRINCETON MEDICAL CENTER		6			6
ADVENT HEALTH APOPKA		2	4	67%	6
LANE PEDIATRICS PA			6	100%	6
CAMELLIA AT DEERWOOD		2	4	67%	6
BETH ISRAEL DEACONESS MEDICAL CENTER			6	100%	6
MINUTECLINIC DIAGNOSTIC OF TN, PC 4992		6			6
RESIDENTIAL PLAZA AT BLUE LAGOON INC		6			6
MINUTECLINIC, LLC, #4160		3	3	50%	6
ORLANDO MEDICAL CENTER PL			6	100%	6
MEDEXPRESS URGENT CARE - STAUNTON		2	4	67%	6
YAZJI PEDIATRIC CARE LLC DBA TUKA PEDIATRICS			6	100%	6
MIAMI COMPREHENSIVE MEDICINE GROUP PA		4	2	33%	6
MINUTECLINIC, LLC #05038		6			6
CAPRONA GROUP HOME			6	100%	6
THE PALMS REHABILITATION AND HEALTHCARE CENTER		5	1	17%	6
RIVER CITY PRIMARY AND URGENT CARE			6	100%	6
MEDICAL CENTER AT OCEAN REEF		1	5	83%	6
ATMORE NURSING CENTER		5	1	17%	6
MINUTECLINIC DIAGNOSTIC OF TN PC #386		6			6
VITAS HEALTH INC			6	100%	6
ORCHID COVE		2	4	67%	6
AMERICAN HOUSE FORT MYERS		6			6

COVID-19: testing by laboratory

Data through Jan 18, 2021 verified as of Jan 19, 2021 at 09:25 AM

Data in this report are provisional and subject to change.

The numbers in the table below represent the number of Florida and non-Florida residents for whom test results were received by the Department of Health. A person can be tested by more than one laboratory and can have both positive and negative results. **Therefore, the sum of the numbers in each column will be larger than the total number of people tested.**

Reporting lab	Inconclusive	Negative	Positive	Percent positive	Total
TAMIAMI LAB MILLENIUM			6	100%	6
MEDEXPRESS URGENT CARE - HOT SPRINGS		6			6
Northwell Lab		2	4	67%	6
MEDEXPRESS URGENT CARE - SALEM		3	3	50%	6
UF HEALTH			6	100%	6
BROOKDALE LAKE ORIENTA			6	100%	6
NOT INDICATED		1	5	83%	6
Grand Villa of Deerfield Beach		4	2	33%	6
CARENOW URGENT CARE-GREEN HILLS		6			6
FLORIDA MEDICAL CLINIC IM MLK		6			6
MINUTECLINIC DIAGNOSTIC OF TN PC #242		4	2	33%	6
CHILDREN'S HOSPITAL OF PHILADELPHIA		5	1	17%	6
LUMADOC HEALTH		4	2	33%	6
TEXAS MEDCLINIC			6	100%	6
MEDEXPRESS ELKINS		6			6
WELLINGTON REGIONAL MEDICAL CENTER			6	100%	6
MINUTECLINIC DIAGNOSTIC OF TEXAS		5	1	17%	6
ST LUCIE COUNTY JAIL		6			6
MERCY COLLEGE HEALTH OFFICE		6			6
FLORIDA WOMAN CARE LABORATORY			6	100%	6
BELLE GLADES HEALTH CLINIC			6	100%	6
ALAN SERURE MD		6			6
SHERMAN-ABRAMS LABORATORY INC		6			6
ST LUKES ROOSEVELT LABORATORY		6			6
BROWARD TRANSITIONAL CENTER			6	100%	6
MEDEXPRESS URGENT CARE - BEECH GROVE		5	1	17%	6
DOH JACKSONVILLE CENTRAL LABORATORY		3	3	50%	6
EL PARAISO HOME INC		6			6
MEDEXPRESS URGENT CARE - ELM GROVE		5	1	17%	6
ST VINCENT'S URGENT CARE		5	1	17%	6
GRACE REHABILITATION CENTER OF VERO BEACH		4	2	33%	6
BAYCARE ALLIANT HOSPITAL			6	100%	6
MINUTECLINIC DIAGNOSTIC OF PA, LLC (1036)		5	1	17%	6
DR PHILLIPS MEDICAL WELLNESS CENTER		6			6
NOMI HEALTH LAB SERVICES LLC			6	100%	6
MEDEXPRESS URGENT CARE, JOHNSTOWN		5	1	17%	6
INDIANA STATE DEPARTMENT OF HEALTH		1	5	83%	6
OPTUM PRIMARY CARE - FOUNTAIN OAKS		2	4	67%	6
AMERICAN EAGLE LEESBURG AL LLC DBA VISTA LAKE			6	100%	6
FLORIDA MEDICAL CL ODOM TPA		3	3	50%	6
CAPE CORAL URGENT CARE		3	3	50%	6
MINUTECLINIC DIAGNOSTIC OF TN PC #6415		5	1	17%	6
MEDEXPRESS URGENT CARE - SWANSEA, N ILLINOIS ST		5	1	17%	6
RICH STREET GROUP HOME			6	100%	6
MAGNOLIA PEDIATRICS GROUP LLC			6	100%	6
PARTNERS PHARMACY OF FLORIDA LLC		6			6
TIMBER CREEK PEDIATRICS		6			6

COVID-19: testing by laboratory

Data through Jan 18, 2021 verified as of Jan 19, 2021 at 09:25 AM

Data in this report are provisional and subject to change.

The numbers in the table below represent the number of Florida and non-Florida residents for whom test results were received by the Department of Health. A person can be tested by more than one laboratory and can have both positive and negative results. **Therefore, the sum of the numbers in each column will be larger than the total number of people tested.**

Reporting lab	Inconclusive	Negative	Positive	Percent positive	Total
AARK LABORATORY		6			6
THE ARLINGTON OF NAPLES INC.		4	2	33%	6
MINUTECLINIC DIAGNOSTIC OF NORTH		6			6
CURATIVE CARE CENTER INC		1	5	83%	6
LOUISIANA DEPT OF HEALTH			6	100%	6
FLORIDA HOSPITAL APOPKA		5	1	17%	6
BROOKDALE CLERMONT			6	100%	6
IGENEX INC		6			6
MIAMI RESCUE MISSION CLINIC INC			6	100%	6
SUFFRIDGE DRIVE GROUP HOME		6			6
AIR, LAND & SEA PHYSICALS & CONSULTATIONS, LLC		6			6
PATHGROUP LABS, LLC		4	2	33%	6
MINUTECLINIC DIAGNOSTIC OF RHODE ISLAND		4	2	33%	6
INSPIRED LIVING AT PALM BAY		6			6
CITIZENS BAPTIST MEDICAL CENTERS LAB		5	1	17%	6
NORTHERN DUTCHESS HOSPITAL LABORATORY		5	1	17%	6
CARE ATC - CITY OF BOYNTON BEACH		2	4	67%	6
KESHAV RX LLC		6			6
MEDEXPRESS URGENT CARE-PITTSFIELD		6			6
URGENT TEAM - MUSCLE SHOALS		6			6
BROWARD COUNTY HEALTH DEPT.			6	100%	6
CONCENTRA			6	100%	6
PROHEALTH MED		1	5	83%	6
MINUTECLINIC DIAGNOSTIC OF NEW JERSEY, LLC # 7069		6			6
FLORIDA CANCER SPECIALISTS & RESEARCH INSTITUTE		5	1	17%	6
JERSEY SHORE MEDICAL CENTER		6			6
PR HEALTH		1	5	83%	6
GLEN FALLS HOSPITAL DEPARTMENT OF PATHOLOGY		6			6
ENIGMA DIAGNOSTIC, INC.			6	100%	6
OSWEGO HOSPITAL LABORATORY		6			6
HILA BECKERMAN MD LLC		6			6
FIRST COAST CARDIOVASCULAR INSTITUTE PA			6	100%	6
PANCARE HEALTH - HOSFORD SCHOOL			6	100%	6
XPRESS URGENT CARE LLC		6			6
VIBRANT AMERICA		4	2	33%	6
FLORIDA MEDICAL SPECIALISTS		2	4	67%	6
THE VILLAGES REGIONAL HOSPITAL FREESTANDING		3	3	50%	6
WATAUGA MEDICAL CENTER		4	2	33%	6
OPTUM SILVER LAKES			6	100%	6
SONORAN DESERT PATHOLOGY ASSOCIATES			6	100%	6
MEDEXPRESS URGENT CARE - MIDLOTHIAN		6			6
CARENOW URGENT CARE-SOUTHLAKE			6	100%	6
PALMS, THE		6			6
SAINT PETER'S UNIVERSITY HOSPITAL		6			6
CLEARWATER PEDIATRIC CARE		1	5	83%	6
PUBLIC HEALTH LAB		6			6
CRESTVIEW IMMEDIATE CARE LL			6	100%	6

COVID-19: testing by laboratory

Data through Jan 18, 2021 verified as of Jan 19, 2021 at 09:25 AM

Data in this report are provisional and subject to change.

The numbers in the table below represent the number of Florida and non-Florida residents for whom test results were received by the Department of Health. A person can be tested by more than one laboratory and can have both positive and negative results. **Therefore, the sum of the numbers in each column will be larger than the total number of people tested.**

Reporting lab	Inconclusive	Negative	Positive	Percent positive	Total
UNILAB		2	4	67%	6
ARLINGTON OF NAPLES		6			6
MOBILE RESPONSE DIAGNOSTICS LLC		6			6
UPMC HEALTH SYSTEM		4	2	33%	6
MINUTECLINIC DIAGNOSTIC OF NORTH CAROLINA, PC		5	1	17%	6
PALMETTO HEALTH ALLIANCE		3	3	50%	6
VIP WALK IN CLINIC			5	100%	5
MINUTECLINIC DIAGNOSTIC OF PENNSYLVANIA, LLD #1545		5			5
URGENT TEAM - HUNTSVILLE		4	1	20%	5
MED TECH SERVICES OF PALM BEACH INC		5			5
CLEVELAND CLINIC MARTIN HEALTH NURSING & RESTORATIVE		5			5
CIGNA ONSITE HEALTH LLC		1	4	80%	5
MINUTECLINIC DIAGNOSTIC OF SC, LLC #2		5			5
MINUTE CLINIC		1	4	80%	5
MINUTECLINIC DIAGNOSTIC OF NEW MEXICO		5			5
FLORIDA PREMIER MEDICAL CARE PA			5	100%	5
BETHESDA COMMUNITY HEALTH CENTER			5	100%	5
G & R HEALTH MART PHARMACY		4	1	20%	5
ELITE MD GROUP INC		1	4	80%	5
CENTREX CLINICAL LABS INC		5			5
MEDEXPRESS URGENT CARE-MUNCIE		5			5
ELLIS HOSPITAL LABORATORY		5			5
MEDEXPRESS URGENT CARE-DUBOIS		5			5
FAST PACE MEDICAL CLINIC PLLC		4	1	20%	5
MINUTECLINIC DIAGNOSTIC OF GEORGIA, LL		5			5
RUSH UNIVERSITY MEDICAL CENTER LABORATORY			5	100%	5
UNIVERSITY OF CHICAGO MEDICAL CENTER LAB			5	100%	5
BLOOMINGDALE PEDIATRIC ASSOCIATES PA			5	100%	5
FRANCES WARDE MEDICAL LABORATORY		2	3	60%	5
WESTMINSTER SHORES			5	100%	5
RHODE ISLAND DEPARTMENT OF HEALTH			5	100%	5
WATERTOWN URGENT CARE PLLC		5			5
MEDEXPRESS URGENT CARE MORGANTOWN		5			5
MINUTE-CLINIC DIAGNOSTIC OF VIRGINIA, LLC #2003		4	1	20%	5
BAY COUNTY HEALTH DEPARTMENT		5			5
MANATEE COUNTY JAIL		4	1	20%	5
TULLAHOMA HMA, LLC		4	1	20%	5
OPTUMCARE FLORIDA, LLC		3	2	40%	5
COOPER HOSPITAL/UNIVERSITY MEDICAL		5			5
MEDEXPRESS URGENT CARE PORT HURON		4	1	20%	5
PEDIATRICS OF ALTAMONTE		5			5
BERRYHILL MANOR		5			5
PARRISH HEALTH CENTER		5			5
OMNICARE PHARMACY OF TEXAS 1, LP DBA OMNICARE		5			5
URGENT MED INC		3	2	40%	5
MEDEXPRESS URGENT CARE - GLENDALE		5			5
BAPTIST HEALTH - TOWN CENTER			5	100%	5

COVID-19: testing by laboratory

Data through Jan 18, 2021 verified as of Jan 19, 2021 at 09:25 AM

Data in this report are provisional and subject to change.

The numbers in the table below represent the number of Florida and non-Florida residents for whom test results were received by the Department of Health. A person can be tested by more than one laboratory and can have both positive and negative results. **Therefore, the sum of the numbers in each column will be larger than the total number of people tested.**

Reporting lab	Inconclusive	Negative	Positive	Percent positive	Total
FAMILY CARE MEDICAL CENTER			5	100%	5
LABCORP UNSPECIFIED		5			5
XRL SXF REF LAB		5			5
ADEPT INPATIENT MEDICAL SERVICES PC		5			5
DEPARTMENT OF HEALTH AND HUMAN SERVICES LANSING			5	100%	5
GREENVILLE MEMORIAL HOSPITAL LAB			5	100%	5
VIERA PEDIATRICS		1	4	80%	5
PRECISION LABS LLC		2	3	60%	5
HENDRY REGIONAL CONVENIENT CARE CENTER			5	100%	5
MEDEXPRESS URGENT CARE - BATTLE CREEK		3	2	40%	5
BOCA BIOLISTICS LLC			5	100%	5
RELIANT IMMUNE DIAGNOSTICS			5	100%	5
DOCS URGENT CARE		1	4	80%	5
MEDEXPRESS URGENT CARE - RICHMOND, NINE MILE RD		5			5
CRESTWOOD MEDICAL CENTER		4	1	20%	5
BITTINGS APOTHECARY INC		3	2	40%	5
MANATEE PEDIATRICS			5	100%	5
HOLLY HILL HOME INFUSION SERVICE		5			5
MEDICAL CENTER OF BLOUNTSTOWN			5	100%	5
QUINTON MEMORIAL HEALTH CARE CENTER		5			5
BAYSHORE LABORATORY		4	1	20%	5
CONCENTRA URGENT CARE		1	4	80%	5
WAKEMED		1	4	80%	5
NORTH FLORIDA PEDIATRICS JASPER			5	100%	5
GUTHRIE MEDICAL GROUP LABORATORIES		5			5
MINUTE-CLINIC DIAGNOSTIC OF VIRGINIA		4	1	20%	5
MINUTECLINIC, LLC #1586		3	2	40%	5
MIAMI CANCER INSTITUTE			5	100%	5
EGL GENETICS DIAGNOSTICS			5	100%	5
LAKE COUNTY DETENTION CENTER		3	2	40%	5
EAST BANK HOSPITAL - UNIVERSITY OF MINNESOTA MEDICAL CENTER			5	100%	5
CORAL LANDING ASSISTED LIVING		5			5
TANNER MEDICAL CENTER EAST AL		5			5
DAVITA DIALYSIS		4	1	20%	5
ALPHADERA LABS, LLC			5	100%	5
KENILWORTH CARE & REHABILITATION CENTER			5	100%	5
WOODHULL MEDICAL AND MENTAL HEALTH CTR		5			5
SOUTHERN OCEAN MEDICAL CENTER		5			5
Grand Villa of Clearwater		4	1	20%	5
MEDEXPRESS URGENT CARE - IRVING		5			5
PRIMARY CARE WALK IN CLINIC PLLC			5	100%	5
BOROPARK URGENT CARE		4	1	20%	5
DICKSON MEDICAL ASSOCIATES PC PATH LAB		4	1	20%	5
TAMPA URGENT CARE			5	100%	5
ACCENTCARE		5			5
FLORIDA DEPARTMENT OF HEALTH - INVERNESS		3	2	40%	5
MINUTE CLINIC, LLC #1434		5			5

COVID-19: testing by laboratory

Data through Jan 18, 2021 verified as of Jan 19, 2021 at 09:25 AM

Data in this report are provisional and subject to change.

The numbers in the table below represent the number of Florida and non-Florida residents for whom test results were received by the Department of Health. A person can be tested by more than one laboratory and can have both positive and negative results. **Therefore, the sum of the numbers in each column will be larger than the total number of people tested.**

Reporting lab	Inconclusive	Negative	Positive	Percent positive	Total
COPELAND MEDICAL CLINIC		3	2	40%	5
ST JOSEPH'S HOSPITAL LABORATORY			5	100%	5
FINLAY		1	4	80%	5
URGENT CARE OF LONGWOOD			5	100%	5
ASCENSION ST VINCENT'S CLAY COUNTY			5	100%	5
MEDEXPRESS URGENT CARE - HUNTINGTON WE		5			5
MINUTE CLINIC DIAGNOSTIC OF MICHIGAN PC		5			5
JOHN T MATHER MEMORIAL HOSPITAL LABORATORY		5			5
ST JOSEPH WOMENS HOSPITAL			5	100%	5
LAKE NONA PEDIATRICS IN ASSOCIATION WITH NEMOURS		5			5
BAYFRONT HMA CONVENIENT CARE, LLC		2	3	60%	5
DR. PHILLIPS MEDICAL WELLNESS CENTER		3	2	40%	5
MINUTECLINIC MINUTECLINIC #4977		3	2	40%	5
PEDIATRICS OF CENTRAL FLORIDA - POINCIANA		3	2	40%	5
UCF STUDENT HEALTH SERVICES LABORATORY		2	3	60%	5
INNOVATIVE COVID-DIVERSEY			5	100%	5
CVS MINUTE CLINIC DIAGNOSTIC OF TN #6044		5			5
ALL CHILDREN'S HOSPITAL DEPT OF GENERAL PEDIATRICS			5	100%	5
EP MEDICAL EQUIPMENT PHARMACY		4	1	20%	5
NOVANT HEALTH UVA		2	3	60%	5
CHAMPLAIN VALLEY PHYSICIANS HOSPITAL		3	2	40%	5
CALLAWAY CLINIC		4	1	20%	5
KEY TRAINING CENTER			5	100%	5
ATLANTIC COMMUNITY HIGH SCHOOL		4	1	20%	5
HILLSBOROUGH COUNTY HEALTH DEPARTMENT			5	100%	5
LAKEVIEW TERRACE HOME HEALTH SERVICES LLC			5	100%	5
METHODIST HOSPITAL			5	100%	5
LONG ISLAND JEWISH FOREST HILLS HOSPITAL		5			5
AEL KNOXVILLE			5	100%	5
BROWNE MEDICAL		5			5
UNIVERSITY OF MIAMI MILLER SCHOOL OF MEDICINE			5	100%	5
JUPITER ISLAND MEDICAL CLINIC INC		5			5
ISLAMORADA VILLAGE OF ISLANDS FIRE RESCUE		5			5
INTERNAL MEDICINE & PRIMARY CARE ASSOCIATES, PLC			5	100%	5
NORTH SHORE HEMATOLOGY-ONCOLOGY ASSOCIATES, PC		5			5
PEDIATRIC URGENT HEALTH CARE			5	100%	5
URGENT CARE OF ERWIN		5			5
Kennedy University Hospital		5			5
MC DIAGNOSTIC OF CONNECTICUT PC #459		5			5
LONGWOOD PEDIATRICS LLC			5	100%	5
MCR HEALTH LAWTON CHILES ADMINISTRATION STE A		1	4	80%	5
COMMONS AT ORLANDO LUTHERAN TOWERS SNF			5	100%	5
CVS M08590POCT KANSAS CITY		1	4	80%	5
ORMOND MEDICAL ARTS		3	2	40%	5
NORTHPORT MEDICAL CENTER LAB		5			5
Army Residence Community		5			5
REHABILITATION CENTER AT JUPITER GARDENS		5			5

COVID-19: testing by laboratory

Data through Jan 18, 2021 verified as of Jan 19, 2021 at 09:25 AM

Data in this report are provisional and subject to change.

The numbers in the table below represent the number of Florida and non-Florida residents for whom test results were received by the Department of Health. A person can be tested by more than one laboratory and can have both positive and negative results. **Therefore, the sum of the numbers in each column will be larger than the total number of people tested.**

Reporting lab	Inconclusive	Negative	Positive	Percent positive	Total
MEDEXPRESS URGENT CARE-NESHANNOCK TWP		4	1	20%	5
MEDEXPRESS URGENT CARE-PETERS TWP		5			5
PRECISION DIAGNOSTICS INC - NJ		5			5
BEACH HOUSE		5			5
MINUTECLINIC DIAGNOSTIC OF NEW JERSEY,		5			5
HAWTHORNE INN OF LAKELAND		5			5
MEDEXPRESS URGENT CARE MURRYSVILLE		3	2	40%	5
MEDEXPRESS URGENT CARE - WILLIAMSPORT		4	1	20%	5
SENIOR LIVING IV SUN CITY LLC		5			5
EASTCHESTER PEDIATRIC MEDICAL GROUP		5			5
MAXHEALTH		4	1	20%	5
FLORIDA HOSPITAL LAKE MARY		5			5
CYPRESS CREEK MEDICAL CENTER			5	100%	5
NELSON BIOLOGICAL			5	100%	5
AMERICAN MEDICAL RESPONSE - DENVER		2	3	60%	5
Life Care Center of Estero			5	100%	5
CARL R DARNALL ARMY MEDICAL CENTER			5	100%	5
MEASE MANOR INC		1	4	80%	5
SUTTER TRACY COMMUNITY HOSPITAL			5	100%	5
DELIVER MY MEDS CORP		5			5
PREMIER FAMILY HEALTH PA			5	100%	5
ADVENTHEALTH CAR CENTER APOPKA			5	100%	5
PRESBYTERIAN HOME		5			5
VAIL VALLEY MEDICAL CENTER			5	100%	5
RIVERVIEW ALF OPERATOR LLC			5	100%	5
SOUTHEASTERN PEDIATRIC ASSOCIATES			5	100%	5
CAREHERE LCS- EUSTIS			5	100%	5
THE UNIVERSITY OF VERMONT MEDICAL CENTER		4	1	20%	5
INFECTION CONTROL/ EMPHEALTH		3	2	40%	5
INDIAN RIVER PRIMARY CARE PA		5			5
ORLANDO FAMILY PHYSICIANS			5	100%	5
DOT DOC SARASOTA		4	1	20%	5
NEW HAMPSHIRE DEPARTMENT OF HEALTH AND HUMAN SERVICES		3	2	40%	5
GULF COAST VETERANS HCS PANAMA CITY OPC		5			5
COMMUNITY HEALTH OF SOUTH FLORIDA			5	100%	5
ST JOHNS BIOMEDICAL LAB		5			5
MAGNOLIA DIAGNOSTICS, LLC		3	2	40%	5
GRAND VILLA OF ENGLEWOOD		1	4	80%	5
MINUTECLINIC, LLC #244		4	1	20%	5
PEDIATRICS URGENT CARE, LLC			5	100%	5
JOE DIMAGGIO CHILDREN'S HOSPITAL		1	4	80%	5
JOSEF SCHENKER MD PC DBA CENTERS URGENT		4	1	20%	5
MEDEXPRESS URGENT CARE - STATE COLLEGE		4	1	20%	5
ST CLOUD COMPOUNDING PHARMACY & WELLNESS CENTER		5			5
APOLLO GARDENS RETIREMENT RESIDENCE CARE		5			5
SHEEPSHEAD BAY URGENT CARE		5			5
UT SOUTHWESTERN MEDICAL CENTER			5	100%	5

COVID-19: testing by laboratory

Data through Jan 18, 2021 verified as of Jan 19, 2021 at 09:25 AM

Data in this report are provisional and subject to change.

The numbers in the table below represent the number of Florida and non-Florida residents for whom test results were received by the Department of Health. A person can be tested by more than one laboratory and can have both positive and negative results. **Therefore, the sum of the numbers in each column will be larger than the total number of people tested.**

Reporting lab	Inconclusive	Negative	Positive	Percent positive	Total
FHPG_EXP CARE W HILLSBOROUGH			5	100%	5
WEST PACIFIC MEDICAL LABORATORY			5	100%	5
LEE MEMORIAL HEALTH SYSTEM		2	3	60%	5
MOUNT SINAI BROOKLYN LABORATORY		4	1	20%	5
DOTHAN WEST FAMILY MEDICINE		3	2	40%	5
HUNTERS CREEK PEDIATRICS		5			5
WATSON THERAPEUTICS		1	4	80%	5
Grand Villa of Dunedin			5	100%	5
Conway Lakes Health and Rehabilitation Center		5			5
KEYSTONE REHABILITATION AND HEALTH CENTER		1	4	80%	5
CVS MINUTE CLINIC DIAGNOSTIC OF NEW JERSEY		5			5
FHMG_FM AND IM AVALON PARK		1	4	80%	5
A & R RESEARCH GROUP			4	100%	4
MC DIAGNOSTIC OF CONNECTICUT, PC # 257		3	1	25%	4
IMIC INC RESEARCH			4	100%	4
BARTON MEMORIAL HOSPITAL		3	1	25%	4
MINUTECLINIC DIAGNOSTIC OF TN PC #643		2	2	50%	4
CARE ONE PRIMARY CARE			4	100%	4
Westminster Manor		3	1	25%	4
West Gate Village, LLC		4			4
MEDEXPRESS URGENT CARE - BECKLEY CROSS		3	1	25%	4
GENEVA GENERAL HOSPITAL LABORATORY		3	1	25%	4
MEDEXPRESS - COLLINSVILLE BELT LINE		3	1	25%	4
RELIANT ACUTE CARE			4	100%	4
A AND R RESEARCH GROUP LLC		2	2	50%	4
EXPRESS TESTING-ONE			4	100%	4
ST BARNABAS HOSPITAL		4			4
UNILAB OF DADE INC			4	100%	4
UNIVERSITY OF WASHINGTON MEDICAL CENTER (UWMC) EMERGENCY DEPT.			4	100%	4
COMPASSION PEDIATRICS			4	100%	4
DEPARTMENT OF HEALTH/ NEW YORK			4	100%	4
PEACEHEALTH LABORATORIES		3	1	25%	4
CVA MINUTE CLINIC DIAGNOSTIC OF VIRGINIA, LLC		4			4
DYNACARE LABORATORIES			4	100%	4
PANCARE HEALTH - PONCE DE LEON			4	100%	4
INTERMARKET FACILITY			4	100%	4
MEDEXPRESS - NEW CASTLE, DUPONT HWY		4			4
NAVAL MEDICAL CENTER SAN DIEGO			4	100%	4
BIOTEST PLASMA CENTER		4			4
THE RETREAT AT PORT ORANGE			4	100%	4
MEDEXPRESS URGENT CARE - MBURG COMMONS		4			4
COLLIER HMA PHYSICIAN MANAGEMENT, LLC			4	100%	4
FCHC (OB)-DARWIN SQUARE CTR.			4	100%	4
OHIO DEPARTMENT OF HEALTH			4	100%	4
BOONE DRUG & HEALTHCARE AT DEERFIELD			4	100%	4
DOTHAN PEDIATRIC CLINIC			4	100%	4
MINUTECLINIC DIAGNOSTIC OF TN PC #442		4			4

COVID-19: testing by laboratory

Data through Jan 18, 2021 verified as of Jan 19, 2021 at 09:25 AM

Data in this report are provisional and subject to change.

The numbers in the table below represent the number of Florida and non-Florida residents for whom test results were received by the Department of Health. A person can be tested by more than one laboratory and can have both positive and negative results. **Therefore, the sum of the numbers in each column will be larger than the total number of people tested.**

Reporting lab	Inconclusive	Negative	Positive	Percent positive	Total
PRL NYC PANDEMIC RESPONSE LAB			4	100%	4
OVIDO CHILDRENS HEALTH CENTER LLC		1	3	75%	4
THE DOCTORS CENTER HEALTHCARE-SOUTHSIDE		1	3	75%	4
CLAY PRIMARY & FAMILY CARE LLC			4	100%	4
MINUTECLINIC DIAGNOSTIC OF NEVADA #87		2	2	50%	4
MAILBOX DIAGNOSTICS		2	2	50%	4
MEDEXPRESS - NEWARK		4			4
FLAGLER HEALTH SERVICES INC			4	100%	4
CARENOW URGENT CARE-DONELSON		3	1	25%	4
Walker BaptistMedCtr		3	1	25%	4
Fouraker Hills Rehab and Nursing			4	100%	4
MC DIAGNOSTIC OF CONNECTICUT, PC #1966		4			4
URGENT CARE - OCONEE		2	2	50%	4
MINUTECLINIC DIAGNOSTIC OF VIRGINIA, LLC #255		4			4
PELICAN LANDING		1	3	75%	4
ARKANSAS DEPARTMENT OF HEALTH			4	100%	4
UHEALTH UNIVERSITY OF MIAMI			4	100%	4
BOND & STEELE CLINIC PA D/B/A BOND CLINIC PA		4			4
MINUTECLINIC DIAGNOSTIC OF ILLINOIS		3	1	25%	4
CAREATC, INC.			4	100%	4
FLORIDA HOSPITAL ALTAMONTE		2	2	50%	4
ST JOSEPHS CHILDRENS OUTREACH			4	100%	4
SANDGATE GARDENS REHAB & NURSING CENTER		3	1	25%	4
MARSHALL MEDICAL CENTER SOUTH LAB		3	1	25%	4
ENCOMPASS HOME HEALTH		4			4
Grace Rehabilitation of Vero Beach		4			4
MEDEXPRESS URGENT CARE - WEIRTON		4			4
ABSOLUTE HEALTH		4			4
AFFINITY URGENT CARE			4	100%	4
TENDER CARE ALF		4			4
REDMED OF CROSSTOWN		1	3	75%	4
WYOMING PUBLIC HEALTH LAB			4	100%	4
ORLANDO ORTHOPAEDIC OUTPATIENT SURGERY CENTER		1	3	75%	4
BELLIN HEALTH LAB		1	3	75%	4
MINUTECLINIC DIAGNOSTIC OF VIRGINIA, LLC #1656		4			4
CONSULATE HEATH CARE AT WEST ALTAMONTE			4	100%	4
CELAL GUROL ERBAY, MD			4	100%	4
MEDEXPRESS URGENT CARE - PRINCETON		4			4
MEDEXPRESS URGENT CARE - BLUEFIELD		3	1	25%	4
BAYFRONT MEDICAL			4	100%	4
MEDEXPRESS URGENT CARE - FORT WORTH S		3	1	25%	4
ORLANDO FAMILY MEDICINE		1	3	75%	4
RIO PINAR HEALTH CARE			4	100%	4
MEDICINE SHOPPE #1306 THE		3	1	25%	4
SOMA MEDICAL CENTER, PA #4 FLORIDA MANGO			4	100%	4
CAPITAL HEALTH LABORATORY INC			4	100%	4
MEDEXPRESS URGENT CARE - FREDERICK		4			4

COVID-19: testing by laboratory

Data through Jan 18, 2021 verified as of Jan 19, 2021 at 09:25 AM

Data in this report are provisional and subject to change.

The numbers in the table below represent the number of Florida and non-Florida residents for whom test results were received by the Department of Health. A person can be tested by more than one laboratory and can have both positive and negative results. **Therefore, the sum of the numbers in each column will be larger than the total number of people tested.**

Reporting lab	Inconclusive	Negative	Positive	Percent positive	Total
MD NOW MEDICAL CENTER INC			4	100%	4
MINUTE CLINIC DIAGNOSTIC OF PENNSYLVANIA		4			4
MEDEXPRESS URGENT CARE - MARKHAM STREE		3	1	25%	4
GUIDEWELL EMERGENCY MEDICINE DOCTORS LLC			4	100%	4
CELERION			4	100%	4
MINUTECLINIC DIAGNOSTIC OF OKLAHOMA		3	1	25%	4
VRL LABORATORIES			4	100%	4
BENEVA LAKES HEALTHCARE & REHAB CENTER			4	100%	4
CVS MINUTE CLINIC, LLC #22		3	1	25%	4
BAPTIST HEALTH MEDICAL CENTER			4	100%	4
NEMOURS CHILDREN'S CLINIC			4	100%	4
NORTHDALREHABILITATION CENTER			4	100%	4
MINUTECLINIC DIAGNOSTICS OF IND, LLC		4			4
COURTYARD GARDENS OF BOYNTON BEACH, LLC		1	3	75%	4
MEDEXPRESS URGENT CARE - MOUNTAIN HOME		3	1	25%	4
MINUTECLINIC, LLC #03965		4			4
Heartland of Boynton Beach			4	100%	4
PENSACOLA PEDIATRICS MILTON			4	100%	4
CAPTAIN JAMES A. LOVELL FEDERAL HEALTHCARE CENTER			4	100%	4
COVENIENT CARE MEDICAL CLINIC			4	100%	4
FLORIDA HEALTHCARE OF ORLANDO			4	100%	4
UNION CITY MANOR NURSING CENTER		4			4
FLORENCE - HUNTSVILLE HOSPITAL URGENT CARE		3	1	25%	4
ESTATES MEDICAL CENTER INC			4	100%	4
ENTRUST IMMEDIATE CARE			4	100%	4
FISHERMEN'S HOSPITAL			4	100%	4
DTR LABS		3	1	25%	4
MD NOW URGENT CARE - DELRAY WEST			4	100%	4
L3HARRIS FAMILY MEDICAL CENTER			4	100%	4
MEMORIAL HEALTH CARE SYSTEMS			4	100%	4
MEDEXPRESS URGENT CARE - KOKOMO		4			4
MINUTE CLINIC DIAGNOSTIC OF VIRGINIA, LLC		4			4
FORSYTH HOUSE			4	100%	4
KENTUCKY CABINET FOR HEALTH AND FAMILY SERVICES			4	100%	4
APEX HOME HEALTH CARE		4			4
MINUTECLINIC DIAGNOSTIC OF MINNESOTA		4			4
ALVARO J DANGOND MD PA		4			4
CVS MINUTE CLINIC DIAGNOSTIC PA #3060		3	1	25%	4
MINUTECLINIC DIAGNOSTIC OF TN PC #6435		4			4
MC DIAGNOSTIC OF CONNECTICUT , PC # 3		2	2	50%	4
SONIC REFERENCE LABORATORY			4	100%	4
MEDEXPRESS URGENT CARE LAVALE		4			4
EAST HILL PHARMACY		3	1	25%	4
Calusa Harbour			4	100%	4
CENTERPLACE HEALTH, INC			4	100%	4
MIAMI COMMUNITY HEALTH CENTER INC		1	3	75%	4
SunTerrace Health Care Center		3	1	25%	4

COVID-19: testing by laboratory

Data through Jan 18, 2021 verified as of Jan 19, 2021 at 09:25 AM

Data in this report are provisional and subject to change.

The numbers in the table below represent the number of Florida and non-Florida residents for whom test results were received by the Department of Health. A person can be tested by more than one laboratory and can have both positive and negative results. **Therefore, the sum of the numbers in each column will be larger than the total number of people tested.**

Reporting lab	Inconclusive	Negative	Positive	Percent positive	Total
MINUTECLINIC, LLC #1796		3	1	25%	4
SOUTH FLORIDA FAMILY HEALTH & RESEARCH CTR			4	100%	4
INTEGRATED FAMILY MEDICAL CENTER			4	100%	4
MEDEXPRESS URGENT CARE HUNTINGTON		4			4
CDRX INFUSION			4	100%	4
AHC Decatur County		4			4
MAIN STREET MEDICAL CENTER OF CRESTVIEW PA		1	3	75%	4
TRIDENT BIOMETRICS		3	1	25%	4
ADVENTHEALTH NEW SMYRNA BEACH COMMUNITY HEALTH			4	100%	4
PM PEDIATRICS OF BAYSIDE PLLC		4			4
Advanced Care Center			4	100%	4
AHEC CLINIC		1	3	75%	4
MINUTECLINIC DIAGNOSTIC OF VIRGINIA		4			4
SJH			4	100%	4
CAREWELL 202			4	100%	4
MEDEXPRESS URGENT CARE - TEAYS VALLEY		3	1	25%	4
MINUTE CLINIC DIAGNOSTIC OF TEXAS, LLC		4			4
ARCPPOINT LABS OF FORT LAUDERDALE, FL CENTRAL		1	3	75%	4
MEDEXPRESS URGENT CARE - LOGAN		4			4
WESLEY CHAPEL INTERNAL MEDICINE AND PEDIATRICS			4	100%	4
DEVEREUX FLORIDA CHILDRENS CENTER			4	100%	4
MC DIAGNOSTIC OF CONNECTICUT, PC #1043		4			4
PHYSICIANS IMMEDIATE CARE AURORA			4	100%	4
LAKE FOREST PARK OP CO LLC		4			4
BAYLOR ESOTERIC AND MOLECULAR LAB			4	100%	4
ACCENT PHYSICIAN SPECIALISTS PA		4			4
NEULIFE NEUROLOGICAL SERVICES LLC			4	100%	4
DIAGNOSTECHS		4			4
ST. MARY'S HOSPITAL			4	100%	4
WHITE WILSON MEDICAL CENTER NEPHROLOGY			4	100%	4
WILLIAM A HINTON STATE LABORATORY INSTITUTE		1	3	75%	4
NOVADX		2	2	50%	4
FLORIDA CLINICAL LABORATORY - BIOREFERENCE LABORATORIES		2	2	50%	4
FLORIDA HEART AND VASCULAR			4	100%	4
WALGREENS #07034		4			4
DISCOVERY VILLAGE AT DEERWOOD			4	100%	4
SHARP MEMORIAL HOSPITAL MICROBIOLOGY DEPT			4	100%	4
TARPON SPRINGS PEDIATRICS, LLC			4	100%	4
ADVENT HEALTH - TUSKAWILLA		4			4
PUTNAM HOSPITAL CENTER LABORATORY		4			4
GENUS DIAGNOSTICS			4	100%	4
LABS PLUS LLC		4			4
LAKE CONWAY URGENT CARE LLC		2	2	50%	4
FAMILY MEDICINE AT WATERMAN		4			4
SIGNATURE CARE MONTROSE		2	2	50%	4
CIGNA PBSO WEST PALM			4	100%	4
CHILDREN'S MEDICAL GROUP		4			4

COVID-19: testing by laboratory

Data through Jan 18, 2021 verified as of Jan 19, 2021 at 09:25 AM

Data in this report are provisional and subject to change.

The numbers in the table below represent the number of Florida and non-Florida residents for whom test results were received by the Department of Health. A person can be tested by more than one laboratory and can have both positive and negative results. **Therefore, the sum of the numbers in each column will be larger than the total number of people tested.**

Reporting lab	Inconclusive	Negative	Positive	Percent positive	Total
LIFE CARE HOME HEALTH SERVICES LLC		1	3	75%	4
CAYUGA COUNTY HEALTH DEPARTMENT		3	1	25%	4
OMNICARE PHARMACY OF TEXAS 1		4			4
LAKE CO SCHOOLS EMPLOYEE HEALTH & WELLNESS CENTER		3	1	25%	4
MINUTECLINIC MINUTECLINIC #8505		2	2	50%	4
MINUTECLINIC, LLC, MINUTECLINIC #7637		3	1	25%	4
DOCTORS EXPRESS OF ST PETERSBURG			4	100%	4
DISCOVERY VILLAGE AT STUART		1	3	75%	4
LEON MEDICAL CENTERS, LLC			4	100%	4
FIFTH AVENUE PEDIATRICS		3	1	25%	4
MINUTECLINIC DIAG OF IND LLC #8651		3	1	25%	4
COMPUNET CLINICAL LAB			4	100%	4
VIDANT MEDICAL CENTER			4	100%	4
VITAL CARE URGENT CARE			4	100%	4
DEPARTMENT OF HEALTH AND HUMAN SERVICES STATE OF NEW HAMPSHIRE			4	100%	4
MEDEXPRESS URGENT CARE - CULPEPER		4			4
NORTHEAST ALABAMA REGIONAL MEDICAL CENTER		2	2	50%	4
HEALTH AND WELLNESS CENTER			4	100%	4
HELIX KH UC			4	100%	4
FLORIDA HEALTH CARE PLANS STIRLING CENTER			4	100%	4
GUTHRIE MEDICAL GROUP - CORNING		3	1	25%	4
MINUTECLINIC DIAGNOSTIC OF TN PC #6363		4			4
CLINICAL LABORATORIES OF THE BUFFALO		3	1	25%	4
DES PLAINES CLINICAL LAB		2	2	50%	4
SOMA MEDICAL CENTER # 4		2	2	50%	4
NIGHT LITE PEDIATRICS CENTER		1	3	75%	4
HAMPTON ALF AT 24TH ROAD LLC			4	100%	4
CARENOW URGENT CARE-HERMITAGE			4	100%	4
MEDEXPRESS URGENT CARE, FAIRMONT		4			4
Millennium Nursing & Rehab Center		4			4
MINUTECLINIC DIAG OF IND LLC #6998		3	1	25%	4
BARBARA O'REILLY MD PA		4			4
MEMORIAL HEALTHCARE SYSTEM		1	3	75%	4
EP LTC PHARMACY		3	1	25%	4
BRIDGE DIAGNOSTICS			4	100%	4
ORLANDO FAMILY MEDICAL INC		4			4
CVS MINUTE CLINIC DIAGNOSTIC MED GRP OF SAN		2	2	50%	4
PALM HARBOR DERMATOLOGY		4			4
BIG BEND HOSPICE INC		4			4
MARION AND BERNARD L SAMSON NURSING CENTER			4	100%	4
MEDEXPRESS URGENT CARE - YORK		1	3	75%	4
FLORIDA SCHOOL FOR THE DEAF AND THE BLIND			4	100%	4
COMPREHENSIVE CLINICAL RESEARCH, LLC			4	100%	4
MINUTE-CLINIC DIAGNOSTIC OF VIRGINIA, LLC #794		4			4
PRIMECARE		2	2	50%	4
UW MEDICINE VIROLOGY LAB			4	100%	4
OKLAHOMA STATE UNIVERSITY DIAGNOSTIC LAB			4	100%	4

COVID-19: testing by laboratory

Data through Jan 18, 2021 verified as of Jan 19, 2021 at 09:25 AM

Data in this report are provisional and subject to change.

The numbers in the table below represent the number of Florida and non-Florida residents for whom test results were received by the Department of Health. A person can be tested by more than one laboratory and can have both positive and negative results. **Therefore, the sum of the numbers in each column will be larger than the total number of people tested.**

Reporting lab	Inconclusive	Negative	Positive	Percent positive	Total
KETTERING HEALTH			4	100%	4
BROWNE MEDICAL LLC		3	1	25%	4
CRESTAR LABS		2	2	50%	4
TRUE HEALTH- HOFFNER		3	1	25%	4
Avalon Healthcare and Rehabilitation Center			4	100%	4
SIMEDHEALTH LLC		2	2	50%	4
SANFORD SOUTH UNIVERSITY		4			4
CAPE COD HOSPITAL			4	100%	4
SIGNATURE CARE EMERGENCY CENTER		2	2	50%	4
LEMOYNE COLLEGE WELLNESS CENTER FOR		4			4
MINUTE CLINIC LLC #2775		4			4
THE LITTLE CLINIC			4	100%	4
URGENT CARE COASTAL GA			4	100%	4
PHYSICIANS QUALITY CARE			4	100%	4
Health Care Center of Jacksonville			4	100%	4
LAFAYETTE NURSING AND REHAB			4	100%	4
MEDEXPRESS URGENT CARE - MT LEBANON		3	1	25%	4
MINUTECLINIC DIAGNOSTIC OF LOUISIANA,		3	1	25%	4
CVS MO3087POCT CREVE COEUR		1	3	75%	4
COASTAL COMPLETE CARE			4	100%	4
MEDEXPRESS URGENT CARE PLEASANT HILLS		3	1	25%	4
MIAMI MEDICAL CONSULTANT PA			4	100%	4
FRUITVILLE URGENT CARE			4	100%	4
FHCP - ORMOND BEACH			4	100%	4
OKLAHOMA STATE DEPARTMENT OF HEALTH-PUBLIC HEALTH LABORATORY			4	100%	4
MARSHFIELD LABORATORIES			4	100%	4
PALM BEACH CANCER INSTITUTE			4	100%	4
MEDEXPRESS URGENT CARE - TARENTUM		4			4
VIERA FAMILY MEDICINE AND WELLNESS		3	1	25%	4
NEWPATH DIAGNOSTICS		4			4
ACCESS HOME HEALTH OF FLORIDA LLC		4			4
THONOTOSASSA COMMUNITY HEALTH CENTER		1	3	75%	4
MIZELL MEMORIAL HOSPITAL			4	100%	4
PM PEDIATRICS OF SELDEN		3	1	25%	4
TERRACINA LLC			4	100%	4
VITAS HEALTHCARE			4	100%	4
Park Ridge Nursing Center		3	1	25%	4
FLORIDA CANCER SPECIALISTS AND RESEARCH		2	2	50%	4
ADVENTHEALTH MEDICAL GROUP PEDIATRIC & ADOLESCENT		3	1	25%	4
PHYSICIANS IMMEDIATE CARE ELGIN			4	100%	4
PANCARE HEALTH YOUNGSTOWN			4	100%	4
COLUMBIA MEMORIAL HOSPITAL LABORATORY		4			4
DYNAMIC HEALTH CENTERS INC		2	2	50%	4
MINUTE CLINIC OF KANSAS PA		1	3	75%	4
VITRO MOLECULAR LABORATORIES			4	100%	4
SOUTHEASTERN REGIONAL MEDICAL CENTER			4	100%	4
WIREGRASS MEDICAL CENTER			4	100%	4

COVID-19: testing by laboratory

Data through Jan 18, 2021 verified as of Jan 19, 2021 at 09:25 AM

Data in this report are provisional and subject to change.

The numbers in the table below represent the number of Florida and non-Florida residents for whom test results were received by the Department of Health. A person can be tested by more than one laboratory and can have both positive and negative results. **Therefore, the sum of the numbers in each column will be larger than the total number of people tested.**

Reporting lab	Inconclusive	Negative	Positive	Percent positive	Total
CARENOW URGENT CARE - WINTER SPRINGS		3	1	25%	4
REMISE OCCUPATIONAL HEALTH SOLUTIONS INC			4	100%	4
KANSAS DEPARTMENT OF HEALTH		2	2	50%	4
MEDEXPRESS URGENT CARE - SOUTH PARKERSBURG		4			4
OCHSNER MEDICAL CENTER			4	100%	4
SOUTHERN LABORATORY SERVICES OF NWF		4			4
MEDEXPRESS URGENT CARE - CLARKSBURG		4			4
LATCHER LABORATORY OF A O FOX MEMORIAL		2	2	50%	4
ELITE MEDICAL CENTER			4	100%	4
ST ANTHONY'S HOSP PATIENT CARE SERVICE			4	100%	4
HEALTHY MINORS PEDIATRIC URGENT CARE		4			4
VENICE GREEN VILLAGE		3	1	25%	4
Sunrise Health and Rehabilitation Center			4	100%	4
ADVENTHEALTH MEDICAL GROUP MULTISPECIALTY			4	100%	4
REHABILITATION CENTER OF WINTER PARK,THE			4	100%	4
MD ANDERSON			4	100%	4
MINUTE CLINIC DIAGNOSTIC OF NORTH CAROLINA		4			4
BIRMINGHAM VAMC		1	3	75%	4
GNT ASSOCIATES		3	1	25%	4
SOUTHWESTERN REGIONAL MEDICAL CENTER - TULSA		4			4
NEOGENOMICS LABORATORIES, INC		3			3
SPARROW CENTRAL LAB			3	100%	3
BETTERMED URGENT CARE			3	100%	3
CVS TN2179POCT MURFREESBORO		3			3
INSPIRA MEDICAL CENTER VINELAND LAB		2	1	33%	3
SCHIFF CENTER FOR LIVER DISEASES		1	2	67%	3
NORTH DADE NURSING AND REHABILITATION CENTER			3	100%	3
SURETOX LABORATORY LLC		2	1	33%	3
MEDEXPRESS URGENT CARE-PASADENA		3			3
MEDEXPRESS URGENT CARE - TULSA, S YALE AVE		3			3
THOMAS LANGLEY			3	100%	3
LAKE MARY HEALTH AND REHABILITATION CENTER		1	2	67%	3
PATHOLOGY REFERENCE LAB LLC			3	100%	3
HEALTHQUEST, INC		2	1	33%	3
ST. PETERSBURG PEDIATRICS			3	100%	3
PLEASANTVILLE OF SEBASTIAN LLC			3	100%	3
BROOKDALE NEW PORT RICHEY			3	100%	3
REELFOOT FAMILY WALK IN CLINIC		2	1	33%	3
TRUE HEALTH - LAKE UNDERHILL		3			3
MID FLORIDA CLINICAL LABORATORY		2	1	33%	3
NORTHSIDE HOSPITAL ATLANTA		3			3
LUVERNE HEALTH AND REHABILITATION		3			3
GONZALEZ MD AND ASWAD MD HEALTH SERVICES			3	100%	3
PUBLIC HEALTH TRUST OF MIAMI DADE COUNTY			3	100%	3
JS HEALTHCARE		2	1	33%	3
PATIENT FIRST - ALLENTOWN			3	100%	3
BRANDON REGIONAL EMERGENCY CTR			3	100%	3

COVID-19: testing by laboratory

Data through Jan 18, 2021 verified as of Jan 19, 2021 at 09:25 AM

Data in this report are provisional and subject to change.

The numbers in the table below represent the number of Florida and non-Florida residents for whom test results were received by the Department of Health. A person can be tested by more than one laboratory and can have both positive and negative results. **Therefore, the sum of the numbers in each column will be larger than the total number of people tested.**

Reporting lab	Inconclusive	Negative	Positive	Percent positive	Total
NORTHWEST FLORIDA CLINICAL LAB		1	2	67%	3
CVS NC3516POCT WINSTON SALEM		3			3
ABBOTT DIAGNOSTICS			3	100%	3
SOFTLAB			3	100%	3
MINUTECLINIC DIAG OF IND, LLC #6483		1	2	67%	3
OHIO DEPARTMENT OF HEALTH LABORATORY		2	1	33%	3
MEDLAB INC		3			3
CALIFORNIA DEPARTMENT OF PUBLIC HEALTH			3	100%	3
COASTAL LABORATORIES OF FLORIDA			3	100%	3
SUMTER COUNTY HEALTH DEPARTMENT			3	100%	3
CVS MINUTE CLINIC DIAGNOSTIC OF TEXAS		3			3
MEDEXPRESS URGENT CARE - WAXAHACHIE, N HIGHWAY 77		1	2	67%	3
CLEARWATER		2	1	33%	3
CORTLAND COUNTY HEALTH DEPARTMENT		3			3
NORTH BROWARD HOSPITAL DISTRICT HEALTHCARE FOR THE HOMELESS			3	100%	3
MEDEXPRESS URGENT CARE - WALDORF, CRAIN HWY		3			3
PINELLAS POINT NURSING AND REHAB			3	100%	3
NORTHERN LIGHT LABORATORY		1	2	67%	3
MINUTECLINIC DIAGNOSTIC OF NORTH CAROLINA PC #5341		2	1	33%	3
UNIVERSITY OF MICHIGAN		2	1	33%	3
BEEBE MEDICAL CENTER LABORATORY		3			3
Nashville Central Laboratory		3			3
GARCIA MORALES NELSON			3	100%	3
EXPRESS CARE OF TAMPA BAY LLC		2	1	33%	3
MEDEXPRESS URGENT CARE - RICHMOND, W BROAD ST		3			3
State Lab Unspecifd			3	100%	3
GAINESVILLE PEDIATRIC ASSOCIATES			3	100%	3
STONE CLINICAL LABORATORIES OF FL LLC		3			3
PINELLAS PARK HEALTH CENTER - PINELLAS CHD		1	2	67%	3
NORTH DAKOTA DEPT OF HEALTH MICROBIOLOGY		1	2	67%	3
MEDFIRST URGENT CARE			3	100%	3
MEDICAL SERVICES OF AMERICA HOME HEALTH		3			3
MONTEFIORE MEDICAL CENTER LABS MONTEFIORE		2	1	33%	3
ST. LUKE'S HOSPITAL - BETHLEHEM CAMPUS		1	2	67%	3
MEDEXPRESS URGENT CARE-CHIPPEWA		2	1	33%	3
CVS TX7821POCT LEAGUE CITY		3			3
MONROE COUNTY DEPT OF PUBLIC HEALTH ST		3			3
SISD EMPLOYEE HEALTH CLINIC			3	100%	3
EMERALD COAST CENTER			3	100%	3
Broadview Multi-Care Center		3			3
MINUTECLINIC, LLC #05814		3			3
ADVANCED PEDIATRICS OF BOCA LLC			3	100%	3
HEALTHCARE NETWORK OF SOUTHWEST FLORIDA			3	100%	3
SUMNER REGIONAL MEDICAL CENTER		2	1	33%	3
ROAN DRUG COMPANY LLC		3			3
MINUTE CLINIC LLC #5706		2	1	33%	3
MOBIL LAB FOR ALL INC		3			3

COVID-19: testing by laboratory

Data through Jan 18, 2021 verified as of Jan 19, 2021 at 09:25 AM

Data in this report are provisional and subject to change.

The numbers in the table below represent the number of Florida and non-Florida residents for whom test results were received by the Department of Health. A person can be tested by more than one laboratory and can have both positive and negative results. **Therefore, the sum of the numbers in each column will be larger than the total number of people tested.**

Reporting lab	Inconclusive	Negative	Positive	Percent positive	Total
LOUISIANA DEPT. OF HEALTH AND HOSPITALS-INFECTIOUS DISEASE EPI SECTION			3	100%	3
HELIX MEDICAL CENTERS		1	2	67%	3
LEE CONVENIENT CARE AT SUMMERLIN			3	100%	3
PEDIATRICS AND ADOLESCENT MEDICINE		2	1	33%	3
JACKSON SOUTH COMMUNITY HOSPITAL LAB			3	100%	3
ORLANDO CLINICAL RESEARCH CENTER		3			3
PLAINVIEW PRIMARY CARE		3			3
DANIEL M LIBBY MD PLLC		3			3
LEXINGTON MEDICAL CENTER		1	2	67%	3
REGIONAL MEDICAL LAB			3	100%	3
ROANE MEDICAL CENTER		2	1	33%	3
ANN STORCK CENTER INC		3			3
ORLANDO REGIONAL HEALTH SERVICES		1	2	67%	3
VICAR'S LANDING NURSING HOME		2	1	33%	3
MED FUSION			3	100%	3
FLORIDA LABORATORY ANALYSIS, LLC			3	100%	3
ADVENTHEALTH CENTRA CARE PONCIANA			3	100%	3
MUNSON MEDICAL CENTER			3	100%	3
FLORIDA GASTROENTEROLOGY ASSOCIATES PA		3			3
ADVENT HEALTH MEDICAL GROUP FAMILY MEDICINE			3	100%	3
COVENANT PEDIATRICS		1	2	67%	3
THE CLINIC OF PEDIATRICS & GI MEDICINE, INC			3	100%	3
MEDEXPRESS URGENT CARE-SCOTT TOWNSHIP		3			3
TERRACE OF ST CLOUD, THE		2	1	33%	3
ADVANCED PEDIATRICS			3	100%	3
ADRIANA M CASTRO MD PA		3			3
PARADIGM LABORATORIES			3	100%	3
CARESPOT-WELLINGTON			3	100%	3
ERIE COUNTY PUBLIC HEALTH CLINICAL		3			3
HELIX LW UC		1	2	67%	3
LONG ISLAND UNIVERSITY - POST CAMPUS		3			3
MINUTECLINIC DIAGNOSTIC OF WISCONSIN,		3			3
Gulfport Rehabilitation Center			3	100%	3
HILLVIEW LABORATORY			3	100%	3
NC STATE LABORATORY OF PUBLIC HEALTH		3			3
GYN PATH SERVICES			3	100%	3
SCIENTIFIC LABORATORY DIVISION			3	100%	3
Hunterdon Medical Center Laboratory		3			3
Lakeview Village		3			3
FAMILY TREE MEDICAL GROUP PA		2	1	33%	3
Enterprise Health and Rehabilitation Center		3			3
NEWSTAR MEDICAL LABORATORIES		3			3
SOUTH COUNTY MENTAL HEALTH CENTER INC			3	100%	3
CRANES VIEW LODGE			3	100%	3
FAMILY MEDICINE AT WINTER PARK			3	100%	3
MINUTECLINIC, LLC #4682		2	1	33%	3
PALM BEACH COUNTY FIREFIGHTERS HEALTH CLINIC, LLC			3	100%	3

COVID-19: testing by laboratory

Data through Jan 18, 2021 verified as of Jan 19, 2021 at 09:25 AM

Data in this report are provisional and subject to change.

The numbers in the table below represent the number of Florida and non-Florida residents for whom test results were received by the Department of Health. A person can be tested by more than one laboratory and can have both positive and negative results. **Therefore, the sum of the numbers in each column will be larger than the total number of people tested.**

Reporting lab	Inconclusive	Negative	Positive	Percent positive	Total
RPC@HODGES			3	100%	3
YORK HOSPITAL - LABORATORY			3	100%	3
TIEHH BIOTERRORISM RESPONSE LAB			3	100%	3
ACL LABORATORIES INDUSTRIAL TOXICOLOGY			3	100%	3
MINUTECLINIC DIAGNOSTIC OF MICHIGAN, P		3			3
DEACONESS HOSPITAL			3	100%	3
NEMOURS CHILDRENS PRIMARY CARE HORIZON WEST			3	100%	3
AMERICAN SCIENTIFIC LABORATORIES LLC			3	100%	3
WINDER NURSING INC DBA WINDER HEALTH CARE		3			3
ALOHA HOME CARE LLC DBA ACCENTCARE HOME HEALTH OF		3			3
CROSSVILLE MEDICAL GROUP		1	2	67%	3
ST. CLOUD PHARMACY AND WELLNESS CENTER		3			3
SMOKY MOUNTAIN URGENT CARE AND FAMILY MEDICINE CENTER			3	100%	3
GENTLE HANDS MOBILE PHLEBOTOMY			3	100%	3
COMMUNITY MEDICAL CENTER			3	100%	3
HARBORCHASE OF STUART			3	100%	3
PHYSICIANS REGIONAL MEDICAL CTR - COLLIER BLVD			3	100%	3
MEDEXPRESS URGENT CARE GREENSBURG		2	1	33%	3
Magnolia Health and Rehab Center			3	100%	3
WALGREENS #07502		3			3
FAMILY MEDICINE MEDICAL DRIVE		3			3
MONTANA PUBLIC HEALTH LAB			3	100%	3
STRINGFELLOW MEMORIAL HOSPITAL		3			3
PROHEALTH PRIMARY CARE - GLEN OAKS		3			3
SARASOTA PERSONAL MEDICINE		2	1	33%	3
BRENTWOOD SENIOR LIVING AT ST PETE			3	100%	3
MEDIC INFUSION PA		3			3
CVS OH6123POCT CINCINNATI		2	1	33%	3
ADVENT HEALTH - WESTCHASE ER			3	100%	3
WEST TN HEALTH MED NORTH		3			3
ESCO DRUG CO INC		3			3
SSM HEALTH ST LOUIS MICROBIOLOGY LABORATORY		1	2	67%	3
MEDEXPRESS URGENT CARE - WICHITA, S SENECA ST		1	2	67%	3
Bainbridge Health and Rehab		3			3
FLORIDA MEDICAL ASSOCIATES LLC			3	100%	3
TMH PHYSICIAN PARTNERS BLOUNTSTOWN			3	100%	3
NOVANT HEALTH PRESBYTERIAN		2	1	33%	3
ORCHID COVE DAYTONA			3	100%	3
EXETER HOSPITAL		3			3
ASPEN VALLEY HOSPITAL			3	100%	3
FOX FAMILY PRACTICE		3			3
Rutgers Health Rwj University Hospital - Laboratory		2	1	33%	3
MARYLAND STATE DEPT OF HEALTH	2		1	33%	3
CTRS			3	100%	3
MINUTECLINIC DIAGNOSTIC OF MAINE, LLC		2	1	33%	3
MINUTECLINIC DIAG OF IND LLC #6840		3			3
Cleveland Clinic Weston			3	100%	3

COVID-19: testing by laboratory

Data through Jan 18, 2021 verified as of Jan 19, 2021 at 09:25 AM

Data in this report are provisional and subject to change.

The numbers in the table below represent the number of Florida and non-Florida residents for whom test results were received by the Department of Health. A person can be tested by more than one laboratory and can have both positive and negative results. **Therefore, the sum of the numbers in each column will be larger than the total number of people tested.**

Reporting lab	Inconclusive	Negative	Positive	Percent positive	Total
MEDEXPRESS URGENT CARE - WHEELING		2	1	33%	3
PATHWAY PHARMACY			3	100%	3
LOYOLA UNIVERSITY MEDICAL CENTER LABORATORY			3	100%	3
STATCARE URGENT & WALK IN MEDICAL CARE		2	1	33%	3
MINUTECLINIC DIAGNOSTIC OF NORTH CAROLINA PC #7054		3			3
LAHEY CLINIC MEDICAL CENTER			3	100%	3
WATSON THERAPEUTICS INC			3	100%	3
COMPASSION PEDIATRIC URGENT CARE LLC			3	100%	3
MEDEXPRESS URGENT CARE SHADYSIDE		3			3
PHYSICIANS URGENT CARE BERRY FARMS		2	1	33%	3
SPRING LAKE REHABILITATION CENTER			3	100%	3
SANFORD MOBILE LAB			3	100%	3
CVS MINUTE CLINIC DIAGNOSTIC		3			3
FLORIDA HOSPITAL LABORATORIES		3			3
IOWA DEPARTMENT OF PUBLIC HEALTH			3	100%	3
ONslow MEMORIAL HOSPITAL LABORATORY		3			3
CVS MINUTE CLINIC DIAG OF IND LLC #5206		2	1	33%	3
MPG JACKSONVILLE ATLANTIC BLVD		1	2	67%	3
VA OUTPATIENT CLINIC-NEW PORT RICHEY			3	100%	3
ALLIANCE FOR MULTISPECIALTY RESEARCH		3			3
PREMIER FAMILY AND SPORTS MEDICINE		2	1	33%	3
GLADES COUNTY DETENTION CENTER			3	100%	3
APEX CLINICAL LABORATORIES INC		3			3
MONTANA DEPARTMENT OF PUBLIC HEALTH & HUMAN SERVICES			3	100%	3
USCG SECTOR ST PETE		1	2	67%	3
MINUTECLINIC, DIAGNOSTIC OF TEXAS, LL		3			3
MEADOWS AT CYPRESS GARDENS, THE		3			3
MEDEXPRESS URGENT CARE - WILKES BARRE		2	1	33%	3
MEDICAL UNIVERSITY SC HOSPITAL			3	100%	3
RHEA MEDICAL CENTER		3			3
HARLEM HOSPITAL CENTER		3			3
ST. PETERSBURG PEDIATRICS- 38TH AVENUE			3	100%	3
UNITY HEALTH AND REHABILITATION CENTER			3	100%	3
US SPECIALTY LABS			3	100%	3
PALM BAY URGENT CARE PL		1	2	67%	3
PM PEDIATRICS OF SELDEN PLLC		3			3
LISTENING DOCTOR PLLC, THE			3	100%	3
MERCY URGENT CARE			3	100%	3
FLORIDA MENTOR-POINT WEST CLUSTER		3			3
PPD - IXLAYER		3			3
MINUTECLINIC, LLC, DBA MINUTECLINIC #6		3			3
ADVENT HEALTH - TIMBERRIDGE ER		2	1	33%	3
Bethany Health and Rehab		3			3
GROVES CENTER			3	100%	3
FLORIDA DEPARTMENT OF HEALTH IN MIAMI DADE COUNTY		2	1	33%	3
NORTHCREST MEDICAL CENTER		1	2	67%	3
PALMS WEST HOSPITAL			3	100%	3

COVID-19: testing by laboratory

Data through Jan 18, 2021 verified as of Jan 19, 2021 at 09:25 AM

Data in this report are provisional and subject to change.

The numbers in the table below represent the number of Florida and non-Florida residents for whom test results were received by the Department of Health. A person can be tested by more than one laboratory and can have both positive and negative results. **Therefore, the sum of the numbers in each column will be larger than the total number of people tested.**

Reporting lab	Inconclusive	Negative	Positive	Percent positive	Total
CAREWELL URGENT CARE			3	100%	3
WILSON PEDIATRICS			3	100%	3
MINUTECLINIC LLC (1435)		3			3
CVS HEALTH MINUTE CLINIC			3	100%	3
SHANDS AT LAKE SHORE LAB		1	2	67%	3
MINUTECLINIC, LLC #5707		3			3
ST MARYS MEDICAL CENTER			3	100%	3
CARENOW URGENT CARE - CENTRAL AUSTIN			3	100%	3
VELOCITY CARE			3	100%	3
SUNLIFE PHARMACY		3			3
BROOKDALE SENIOR LIVING			3	100%	3
Rosedale Green		3			3
SUNRISE SENIOR LIVING OF JACKSONVILLE			3	100%	3
LEWIS COUNTY MANOR		3			3
FELICIDAD MEDICAL CENTER INC			3	100%	3
MINUTECLINIC DIAGNOSTIC OF TN PC #240		3			3
ADVENTHEALTH SEBRING- INFECTION CONTROL DEPARTMENT			3	100%	3
THE PATHOLOGY LABORATORY		1	2	67%	3
Greystone Health Care Center		3			3
HARBOUR'S EDGE		2	1	33%	3
ALLIANCE PEDIATRICS PA			3	100%	3
Westside Terrace		3			3
BROOKDALE ORANGE PARK		3			3
FIRST CARE - MIDDLESBORO			3	100%	3
NEMOURS CHILDRENS PRIMARY CARE MAITLAND			3	100%	3
BAPTIST PRIMARY CARE, INC.		2	1	33%	3
MORTON PLANT NORTH BAY HOSPITAL			3	100%	3
OPTUM PRIMARY CARE - SILVER LAKES			3	100%	3
HOUSTON METHODIST HOSPITAL			3	100%	3
PROMPT CARE OF CENTRAL FLORIDA LLC			3	100%	3
Life Care Center of Orlando			3	100%	3
BAPTIST OUTPATIENT SERVICES			3	100%	3
BARONESS ERLANGER HOSPITAL		3			3
DACH MAIN LAB			3	100%	3
TAYLOR MANOR		1	2	67%	3
RICHMOND CITY DEPARTMENT OF PUBLIC HEALTH			3	100%	3
SIGNATURE URGENT CARE			3	100%	3
TIFTON CARECONNECT URGENT CARE			3	100%	3
MEDEXPRESS URGENT CARE - NORTH LITTLE		2	1	33%	3
MEDEXPRESS URGENT CARE-ARLINGTON		2	1	33%	3
COOPER UNIVERSITY HOSPITAL LABORATORY		2	1	33%	3
ALLIED PHYSICIANS GROUP PLLC		3			3
JOHN T MACKAY MD			3	100%	3
QUEST DIAGNOSTICS PSC			3	100%	3
COVID PROCESSING SITE			3	100%	3
MORGAN STANLEY HEALTH CENTER		3			3
TMH PHYSICIAN PARTNERS SOUTHWOOD			3	100%	3

COVID-19: testing by laboratory

Data through Jan 18, 2021 verified as of Jan 19, 2021 at 09:25 AM

Data in this report are provisional and subject to change.

The numbers in the table below represent the number of Florida and non-Florida residents for whom test results were received by the Department of Health. A person can be tested by more than one laboratory and can have both positive and negative results. **Therefore, the sum of the numbers in each column will be larger than the total number of people tested.**

Reporting lab	Inconclusive	Negative	Positive	Percent positive	Total
MEDEXPRESS URGENT CARE, CHAMBERSBURG		2	1	33%	3
PANCARE HEALTH - ALTHA PUBLIC			3	100%	3
NYC PUBLIC HEALTH LABS			3	100%	3
MARION COUNTY FIRE RESCUE		3			3
MEDICAL CENTER ENTERPRISE			3	100%	3
LIFEHOPE LABS			3	100%	3
MOULTRIE CREEK NURSING AND REHAB			3	100%	3
QUATRACOR PLLC		3			3
SIGNATURE CARE PFLUGERVILLE			3	100%	3
FLORIDA HOSPITAL PHYSICIANS GROUP		1	2	67%	3
SEBRING PEDIATRICS LLC			3	100%	3
ST LUKES HOSPITAL LABORATORY		2	1	33%	3
Gulf Shore Care Center			3	100%	3
WELLMED AT APOLLO BEACH BLVD		1	2	67%	3
GRAND VILLA OF ORMOND BEACH		2	1	33%	3
TERENCE B MITCHELL MD, INC			3	100%	3
LEESBURG COMMUNITY HEALTH CENTERS			3	100%	3
PENSACOLA PEDIATRICS PA - TIGER POINT			3	100%	3
CULLMAN REGIONAL MEDICAL CENTER		2	1	33%	3
AVANTE INVERNESS		1	2	67%	3
ELITE PRIMARY CARE OF WAYCROSS			3	100%	3
MINUTECLINIC, LLC #7139		3			3
CAMPAZZI CONCIERGE MEDICAL SERVICES		2	1	33%	3
FLAGLER FAMILY MEDICINE PA			3	100%	3
MINUTECLINIC DIAGNOSTIC OF ILLINOIS LL		3			3
PREMIER CLINICAL RESEARCH INSTITUTE INC			3	100%	3
CVS SC3838POCT ANDERSON		3			3
BETH ISRAEL MEDICAL CENTER LABS		3			3
KEY WEST URGENT CARE, INC		3			3
ESTERO FIRE RESCUE		3			3
RIVER CITY MEDICAL ASSOCIATES INC			3	100%	3
PROPATH			3	100%	3
OHIO HEALTH DOCTORS HOSPITAL			3	100%	3
OPENTRONS PRL		2	1	33%	3
UNC HOSPITAL/MCLENDON CLINICAL LABORATORIES			3	100%	3
UNIVERSITY OF MIAMI / SCCC RESEARCH LABORATORY			3	100%	3
ADVENT HEALTH - CENTRAL PASCO ER			3	100%	3
VILLAGES HEALTH, THE		3			3
BRADENTON PHYSICIAN MEDICAL CENTER			3	100%	3
WHEELER LABORATORY		2	1	33%	3
TARRANT COUNTY PUBLIC HEALTH		3			3
KISSIMMEE URGENT CARE		3			3
MINUTECLINIC LLC #5176			3	100%	3
HUNT CLUB MEDICAL CARE			3	100%	3
MICHIGAN HEALTH CLINIC LABORATORIES		2	1	33%	3
MEDEXPRESS URGENT CARE-HERSHEY		2	1	33%	3
CVS TN5601POCT LENOIR CITY		3			3

COVID-19: testing by laboratory

Data through Jan 18, 2021 verified as of Jan 19, 2021 at 09:25 AM

Data in this report are provisional and subject to change.

The numbers in the table below represent the number of Florida and non-Florida residents for whom test results were received by the Department of Health. A person can be tested by more than one laboratory and can have both positive and negative results. **Therefore, the sum of the numbers in each column will be larger than the total number of people tested.**

Reporting lab	Inconclusive	Negative	Positive	Percent positive	Total
MANORCARE NURSING & REHABILITATION CENTER-NAPLES		3			3
NORTH SHORE HOSP. INFECTION CONTROL			3	100%	3
CELEBRATION PEDIATRICS PA			3	100%	3
CUMBERLAND MEDICAL CENTER INC		3			3
MEDICAL CENTER OF THE ROCKIES			3	100%	3
AUSTIN PUBLIC HEALTH			3	100%	3
MINUTECLINIC DIAG OF IND, LLC #2387		3			3
ACCESS HEALTH CARE		2	1	33%	3
NORTH NAPLES HOSPITAL RESPIRATORY THERAPY DEPARTMENT			3	100%	3
Life Care Center of Citrus County		2	1	33%	3
VIRTUA MEMORIAL HOSPITAL BURLINGTON COUNTY		1	2	67%	3
FHPG FAMILY MEDICAL CENTER OF TAMPA BAY		1	2	67%	3
CGH MEDICAL CENTER			3	100%	3
FHPG TAMPA PRIMARY CARE			3	100%	3
PARRISH MEDICAL CENTER-WAIVED TESTING		3			3
CORTLAND REGIONAL MEDICAL CENTER		3			3
MEDEXPRESS URGENT CARE MARTINSBURG		2	1	33%	3
HAVEN CUSTEAD CARE CENTER			3	100%	3
HIALEAH SHORES NURSING AND		2	1	33%	3
ADVANCED URGENT CARE OF MARATHON			3	100%	3
GREATER MOBILE URGENT CARE - SPRINGHILL			3	100%	3
PEDIATRICS BY THE SEA JOG RD OFFICE			3	100%	3
DIXIE COUNTY EMERGENCY SERVICES			3	100%	3
ALABAMA DEPT PUBLIC HEALTH			3	100%	3
MINUTE CLINIC DIAGNOSTIC OF SOUTH CAROLINA		2	1	33%	3
BROOKDALE OAKBRIDGE		1	2	67%	3
EMORY BENNETT VETERANS NURSING HOME		3			3
CARENOW-ATASCOCITA			3	100%	3
TAMPA		1	2	67%	3
VIRGINIA DIVISION OF CONSOLIDATED LABORATORIES			3	100%	3
SUN TERRACE HEALTH CARE CENTER			3	100%	3
PRISMA HEALTH MIDLANDS			3	100%	3
OHIO CVS STORES		3			3
BNC Medical Investors, LLC Berrien Nursing & Rehabilitation Center		3			3
LINCOLN MEDICAL CENTER		3			3
CENTRAL DUPAGE HOSPITAL			3	100%	3
SEMINOLE FAMILY HEALTH CENTER		3			3
DEPARTMENT OF PATHOLOGY ROME MEMORIAL		3			3
KINDRED HOSPITAL OCALA		2	1	33%	3
NORTHSIDE HOSPITAL		2	1	33%	3
TREASURE COAST PEDIATRICS PA			3	100%	3
INDIANA STATE DEPARTMENT OF HEALTH LABORATORIES			3	100%	3
RAPID CITY RUGENT CARE			3	100%	3
ADVICE FOR OPTIMAL WELLNESS, INC			3	100%	3
CONSOLIDATED LABORATORY SERVICES			3	100%	3
BOLING, STEPHANIE		3			3
HAVEN HOSPICE IN CHIEFLAND			3	100%	3

COVID-19: testing by laboratory

Data through Jan 18, 2021 verified as of Jan 19, 2021 at 09:25 AM

Data in this report are provisional and subject to change.

The numbers in the table below represent the number of Florida and non-Florida residents for whom test results were received by the Department of Health. A person can be tested by more than one laboratory and can have both positive and negative results. **Therefore, the sum of the numbers in each column will be larger than the total number of people tested.**

Reporting lab	Inconclusive	Negative	Positive	Percent positive	Total
MEDFUSION		2	1	33%	3
NITIN BAWA PROFESSIONAL ASSOCIATES			3	100%	3
MEASE CONTINUING CARE		1	2	67%	3
URGENT DOC - URGENT CARE CLINIC			3	100%	3
WYOMING DEPT OF HEALTH			3	100%	3
MEDEXPRESS URGENT CARE - SUMMERSVILLE, WEBSTER RD		3			3
MINUTECLINIC DIAGNOSTIC MED GRP OF SAN		3			3
CULLMAN REGIONAL URGENT CARE		2	1	33%	3
MEDEXPRESS URGENT CARE- FORT WORTH N T		3			3
TUFTS MEDICAL CENTER			3	100%	3
JOHNNIE RUTH CLARKE LAB			3	100%	3
MEDEXPRESS URGENT CARE, BELLE VERNON		3			3
LITTLE SPURS PEDIATRIC URGENT CARE		1	2	67%	3
LIZS ADULT CARE		3			3
MADISON COUNTY HEALTH DEPARTMENT		3			3
MAYO		1	2	67%	3
FAMILY TREE DNA			3	100%	3
ALLIANCE LABS @LRMC			3	100%	3
Centrastate Medical Center		2	1	33%	3
MINUTECLINIC, LLC #1431		2	1	33%	3
MINUTECLINIC #2860		3			3
CVS GA2470POCT CANTON		3			3
SENTARA NORFOLK GENERAL HOSPITAL CENTRAL LAB			3	100%	3
MINUTECLINIC INCORPORATE, LLC		3			3
COMMUNICABLE DISEASE CONTROL/PUBLIC HEALTH EMERGENCY PREPAREDNESS			3	100%	3
CELEBRATION PEDIATRICS			3	100%	3
MINUTECLINIC DIAGNOSTIC OF SC, LLC #7		2	1	33%	3
NEIGHBORCARE PHARMACY SERVICES		2			2
ASCENSION ST MICHAEL'S HOSPITAL LAB		1	1	50%	2
MEDEXPRESS URGENT CARE-BLOOMFIELD AVEN		2			2
MADISON HOSPITAL LABORATORY			2	100%	2
BMC/JACSONVILLE		1	1	50%	2
UNIVERSITY HOSPITAL OF BROOKLYN		2			2
PM PEDIATRICS OF BAYSIDE, PLLC - MANHASSET		2			2
AUSTIN REGIONAL CLINIC MICROBIOLOGY LAB			2	100%	2
FLORIDA PRIMARY CARE AND SPORTS MEDICINE INC			2	100%	2
Stillwater Healthcare		2			2
ILLINOIS DEPT OF PUBLIC HEALTH LABS			2	100%	2
WOMENS CARE FLORIDA LLC-LABORATORY		2			2
MEDICAL CENTER AT OCEAN REEF,THE		2			2
MIDWAY SPECIALTY CARE RX LLC			2	100%	2
LEE PHYSICIAN GROUP		1	1	50%	2
MORRISTOWN MEMORIAL HOSPITAL		2			2
HEALTH FIRST MEDICAL GROUP			2	100%	2
CVS MN1751POCT MAPLEWOOD		2			2
TALLAHASSEE MEMORIAL HEALTHCARE FAMILY MED RESIDENCY			2	100%	2
SOUTHEAST GEORGIA HEALTH SYSTEM			2	100%	2

COVID-19: testing by laboratory

Data through Jan 18, 2021 verified as of Jan 19, 2021 at 09:25 AM

Data in this report are provisional and subject to change.

The numbers in the table below represent the number of Florida and non-Florida residents for whom test results were received by the Department of Health. A person can be tested by more than one laboratory and can have both positive and negative results. **Therefore, the sum of the numbers in each column will be larger than the total number of people tested.**

Reporting lab	Inconclusive	Negative	Positive	Percent positive	Total
UNITED MEMORIAL MEDICAL CENTER			2	100%	2
DEPARTMENT OF HEALTH AND HUMAN SERVICES DIVISION OF BEHAVIORAL HEALTH		1	1	50%	2
Crowne Health Care of Montgomery		2			2
MID FLORIDA PRIMARY CARE PA		1	1	50%	2
ASPIRUS RIVERVIEW HOSPITAL & CLINICS INC		1	1	50%	2
MARTIN MEDICAL CENTER INC		1	1	50%	2
RIVERVIEW MEDICAL CLINIC		2			2
EMORY UNIVERSITY HOSPITAL			2	100%	2
POINT OF CARE PRIVATE HEALTH MANAGEMENT			2	100%	2
Metro West Nursing and Rehab			2	100%	2
MEDEXPRESS URGENT CARE- ALLISON PARK		1	1	50%	2
CLINICAL PATHOLOGY LABORATORIES			2	100%	2
MATHER HOSPITAL			2	100%	2
SUNNYSIDE MANOR		2			2
JOHNSON CITY MEDICAL CENTER		1	1	50%	2
ADVANCED MEDICAL CARE			2	100%	2
MINUTECLINIC DIAG OF IND LLC #1138		1	1	50%	2
Kennedy University Hospital -Wash Twp L		2			2
ASSOCIATES IN MEDICINE			2	100%	2
CVS HEALTH, #1994		1	1	50%	2
FKC AMELIA ISLAND DIALYSIS			2	100%	2
LOWELL GENERAL HOSPITAL			2	100%	2
MEDEXPRESS URGENT CARE - LINCOLN VILLA		2			2
GULF COAST PEDIATRICS OF SARASOTA PA		1	1	50%	2
STUART SURGERY CENTER, LLC			2	100%	2
Delaware Court Healthcare Center		2			2
THE RIM URGENT CARE			2	100%	2
BROOKDALE LAKE MARY			2	100%	2
URGENT CARE OF NEW YORK		2			2
FLAGLER PROFESSIONAL HEALTH CAE SERVICES INC		2			2
CVS OH6149POCT UPPER ARLINGTON		1	1	50%	2
LACORP		1	1	50%	2
FLORIDA DEPARTMENT OF HEALTH IN ALACHUA COUNTY -			2	100%	2
WESTMINSTER SUNCOAST			2	100%	2
ADVICE FOR OPTIMAL WELLNESS			2	100%	2
BAPTIST HOSPITAL OF MIAMI MCI BROWARD LABORATORY			2	100%	2
LEXINGTON PLACE			2	100%	2
UNIVERSITY HOSPITALS OF CLEVELAND			2	100%	2
BRIGHAM AND WOMEN'S HOSPITAL			2	100%	2
BIOHEALTH MEDICAL LAB INC			2	100%	2
MED EXPRESS URGENT CARE PC - MARYLAND		2			2
SAFE PMC		2			2
MURFREESBORO MEDICAL CLINIC		2			2
IN & OUT URGENT CARE METAIRIE			2	100%	2
MCLAREN REGIONAL MEDICAL CENTER			2	100%	2
EXPEDIAN URGENT CARE			2	100%	2
Alden Terrace of McHenry			2	100%	2

COVID-19: testing by laboratory

Data through Jan 18, 2021 verified as of Jan 19, 2021 at 09:25 AM

Data in this report are provisional and subject to change.

The numbers in the table below represent the number of Florida and non-Florida residents for whom test results were received by the Department of Health. A person can be tested by more than one laboratory and can have both positive and negative results. **Therefore, the sum of the numbers in each column will be larger than the total number of people tested.**

Reporting lab	Inconclusive	Negative	Positive	Percent positive	Total
HEARTLAND HOME HEALTH CARE		2			2
MINUTECLINIC DIAG OF IND, LLC #6648		1	1	50%	2
LABRADOR PRIMARY CARE CENTER			2	100%	2
SPECTRA LABS		1	1	50%	2
SIGNATURE CARE LEWISVILLE-EMERGENCY CENTER		1	1	50%	2
CERTIVIA LABORATORIES			2	100%	2
DOCTORS MEDICAL CTR OF WALTON COUNTY			2	100%	2
WISE HEALTH SYSTEM		1	1	50%	2
TENNESSEE DEPARTMENT OF HEALTH (TDH) - REGIONAL LABORATORY			2	100%	2
CVS MINUTE CLINIC DIAG OF IND, LLC #6549		2			2
MEDEXPRESS URGENT CARE NORWIN		2			2
POINTE AT NEW PORT PLACE,THE		2			2
PRINCETON BMC LABORATORY		2			2
CORAL REEF NURSING & REHABILITATION CENTER		2			2
PIEDMONT HOSPITAL LAB			2	100%	2
NORTH MCALLEN PEDIATRIC CENTER			2	100%	2
IMMUNOGENOMICS LLC			2	100%	2
WARD MEMORIAL HOSPITAL		2			2
PHYSICIANS CARE INC		1	1	50%	2
REGIONS HOSPITAL LABORATORY			2	100%	2
CVS AZ5891POCT GILBERT		1	1	50%	2
CARE NOW, INC			2	100%	2
OPTUM OF RED ROAD		2			2
SPECIALTY LABORATORIES			2	100%	2
CATHOLIC HEALTH LABORATORY SERVICES		2			2
Lake Charles Healthcare LLC dba Landmark Lake Charles			2	100%	2
JUPITER INTERNAL MEDICINE AND ASSOCIATES			2	100%	2
MEMORIAL HERMANN CONSOLIDATED LABORATORY SERVICES			2	100%	2
SOUTH FLORIDA DIALYSIS CENTER			2	100%	2
UNIVERSITY OF MISSOURI HEALTH CARE			2	100%	2
ADULT MEDICINE OF LAKE COUNTY INC			2	100%	2
LEE MEMORIAL HOSPITAL BLOOD GAS LAB			2	100%	2
CITY OF NEW YORK DEPARTMENT OF HEALTH			2	100%	2
Kroger 619 - The Little Clinic Hendersonville Indian Lake		2			2
Hartwell Health and Rehabilitation		2			2
HEALTHPARK MEDICAL CTR NURSING SVC		2			2
HARBOUR ISLAND PEDIATRICS LLC			2	100%	2
ATLAS GENOMICS			2	100%	2
DUKE HEALTH REGIONAL HOSPITAL			2	100%	2
LAKEVIEW HEALTHCARE SYSTEM LLC			2	100%	2
CVS M05655POCT LIBERTY			2	100%	2
WALGREENS #05477		2			2
SUNBRIDGE CARE & REHAB FOR DECATUR		2			2
STEWART ST ELIZABETH MEDICAL CENTER			2	100%	2
UT AUSTIN UNIVERSITY HEALTH SERVICES			2	100%	2
WESTPAC LABS INC			2	100%	2
NORTHWELL HEALTH			2	100%	2

COVID-19: testing by laboratory

Data through Jan 18, 2021 verified as of Jan 19, 2021 at 09:25 AM

Data in this report are provisional and subject to change.

The numbers in the table below represent the number of Florida and non-Florida residents for whom test results were received by the Department of Health. A person can be tested by more than one laboratory and can have both positive and negative results. **Therefore, the sum of the numbers in each column will be larger than the total number of people tested.**

Reporting lab	Inconclusive	Negative	Positive	Percent positive	Total
PALM CITY NURSING AND REHAB CENTER			2	100%	2
ST. JOSEPH REGIONAL MEDICAL CENTER			2	100%	2
NATIONWIDE LABORATORY SERVICES		1	1	50%	2
U OF MIAMI MILLER SCHOOL OF MEDICINE			2	100%	2
GULF COAST IMMEDIATE CARE CENTER		1	1	50%	2
GINKGO-IXLAYER		2			2
MINUTECLINIC DIAGNOSTIC MEDICAL		2			2
ONE MEDICAL GROUP		1	1	50%	2
Walgreens #10207		2			2
MINUTECLINIC DIAG OF IND, LLC #8645		2			2
University Center East			2	100%	2
FLORIDA MEDICAL CLINIC -INTERNAL MED DADE CITY			2	100%	2
PALM BEACH GARDENS MEDICAL CENTER			2	100%	2
SKIPPACK MEDICAL LAB			2	100%	2
NOVA SOUTHEASTERN UNIVERSITY - STUDENT MEDICAL CTR			2	100%	2
Parkridge Specialty Care		2			2
QUICK CARE MED WALK IN AND URGENT CARE			2	100%	2
BAYSHORE MEDICAL CENTER			2	100%	2
CLEVELAND CLINIC IMAGING			2	100%	2
Good Samaritan Society-Blackduck		1	1	50%	2
PINARD HOME HEALTH SERVICES INC			2	100%	2
FLORIDA DEPARTMENT OF HEALTH IN LEE COUNTY		1	1	50%	2
SACRED HEART HOSPITAL ON THE EMERALD			2	100%	2
Workmens Circle Multicare Center		2			2
BAPTIST HEALTHCARE - LAKEVIEW CENTER INC		2			2
FLORIDA KEYS PED & ADOLES CTR			2	100%	2
QUALITY MEDICAL CARE			2	100%	2
ROCKWALL URGENT CARE			2	100%	2
ROPER HOSPITAL			2	100%	2
DAYTON CHILDRENS HOSPITAL LAB			2	100%	2
NEMOURS CHILDREN'S PRIMARY CARE THE VILLAGES		2			2
CVS SC7396POCT NORTH MYRTLE BEACH		2			2
ROYAL PALM MEDICAL GROUP, INC		2			2
DMC UNIVERSITY LABORATORIES		1	1	50%	2
NEW YORK STATE DEPARTMENT OF HEALTH		1	1	50%	2
NEMOURS CHILDRENS PRIMARY CARE			2	100%	2
SOUTHSIDE FAMILY MEDICAL		2			2
MEDLOGIC, LLC		2			2
HOUSTON HEALTH DEPARTMENT - BUREAU OF LABORATORY SERVICES			2	100%	2
ORANGE COUNTY HEALTH DEPARTMENT		1	1	50%	2
ADVENTHEALTH MEDICAL GROUP INTERNAL MEDICINE AT			2	100%	2
MINUTECLINIC DIAGNOSTIC, PA #10252		2			2
Alden Des Plaines			2	100%	2
SOUTHEASTERN INSTITUTE OF RESTORATIVE MEDICINE		1	1	50%	2
SIMMONS			2	100%	2
CCRX OF NORTH CAROLINA, LLC		1	1	50%	2
CALIFORNIA DIVISION OF COMMUNICABLE DISEASE CONTROL			2	100%	2

COVID-19: testing by laboratory

Data through Jan 18, 2021 verified as of Jan 19, 2021 at 09:25 AM

Data in this report are provisional and subject to change.

The numbers in the table below represent the number of Florida and non-Florida residents for whom test results were received by the Department of Health. A person can be tested by more than one laboratory and can have both positive and negative results. **Therefore, the sum of the numbers in each column will be larger than the total number of people tested.**

Reporting lab	Inconclusive	Negative	Positive	Percent positive	Total
WINCHESTER MEDICAL CENTER			2	100%	2
NLC LABS			2	100%	2
EXPRESSCARE URGENT CARE CENTER			2	100%	2
PARKLAND HEALTH & HOSPITAL			2	100%	2
TULANE MEDICAL CENTER			2	100%	2
HOPE HEALTHCARE		2			2
SENDER RETREAT ADULT DAY CARE CENTERS			2	100%	2
Kroger 739 - The Little Clinic La Grange Road		2			2
Holiday Retirement Home			2	100%	2
MEDEXPRESS URGENT CARE-WILKINS TOWNSHIP, WILLIAM PENN HIGHWAY		2			2
RAINY LAKE MEDICAL CENTER			2	100%	2
MINUTECLINIC DIAGNOSTIC OF SC, LLC #4		2			2
CVS NJ836POCT RUNNEMEDE		2			2
CURATIVE		1	1	50%	2
JACKSON LABORATORY OF GENOMIC MEDICINE		2			2
MEDEXPRESS URGENT CARE - SPRINGDALE, S 40TH STREET		2			2
MINUTE CLINIC DIAGNOSTIC MED GRP		2			2
STPET		1	1	50%	2
OURMED		2			2
SUNCOAST TECHNICAL COLLEGE SCHOOL OF HEALTH		2			2
87TH MEDICAL GROUP - MCGUIRE AMBULATORY CARE FACILITY		2			2
RENFREW CENTERS INC		2			2
SIGNATURE HEALTHCARE OF MIDDLEBURG		2			2
COOPER CLINIC			2	100%	2
US LABS		2			2
MEDEXPRESS URGENT CARE, HERMITAGE		1	1	50%	2
CLEAR LAKE REGIONAL MEDICAL CENTER			2	100%	2
WEST COAST PEDIATRICS			2	100%	2
LIFETIME FAMILY URGENT CARE			2	100%	2
SOUTHERN SURGICAL ARTS		2			2
AFFORDABLE PRIMARY CARE LLC		2			2
MINUTECLINIC DIAGNOSTIC OF OHIO #3407		2			2
DEPT OF HEALTH			2	100%	2
NOT GIVEN		1	1	50%	2
MAWD PATHOLOGY GROUP			2	100%	2
NEW BRIDGE MEDICAL CENTER		2			2
Great Lakes Health Center			2	100%	2
BELLIN HOSPITAL			2	100%	2
MINUTECLINIC DIANOSTIC OF VIRGINA, LL		2			2
UWMC MONTLAKE DEPT OF LAB MED			2	100%	2
MINUTECLINIC, LLC (CLINIC 10928)		2			2
GENETIC ASSAYS INC			2	100%	2
FL DEPT OF HEALTH MARION COUNTY MOBILE HEALTH UNIT			2	100%	2
GRAND VILLA OF LARGO			2	100%	2
LAB CORP OF AMER SAN DIEGO			2	100%	2
ELMHURST MEMORIAL HOSPITAL			2	100%	2
COMPLETE HEALTH MEDICAL CENTER			2	100%	2

COVID-19: testing by laboratory

Data through Jan 18, 2021 verified as of Jan 19, 2021 at 09:25 AM

Data in this report are provisional and subject to change.

The numbers in the table below represent the number of Florida and non-Florida residents for whom test results were received by the Department of Health. A person can be tested by more than one laboratory and can have both positive and negative results. **Therefore, the sum of the numbers in each column will be larger than the total number of people tested.**

Reporting lab	Inconclusive	Negative	Positive	Percent positive	Total
PALM MEDICAL CENTER - PLANT CITY		2			2
MINUTECLINIC DIAG OF IND, LLC #10190		2			2
ADVOCATE SHERMAN HOSPITAL			2	100%	2
CVS NJ837POCT MARLTON		2			2
ADVENTHEALTH MEDICAL GROUP PEDIATRICS		1	1	50%	2
FLORIDA PRIMARY CARE CENTER PA		2			2
THE CLUB AT BOYNTON BEACH, LLC			2	100%	2
DRR JMC URGENT CARE DONALD ROSS			2	100%	2
ACM MEDICAL LABORATORY ALLIANCE			2	100%	2
MIAMI BEACH MEDICAL GROUP LLC			2	100%	2
CVS TX10140POCT THE WOODLANDS		2			2
MEDEXPRESS URGENT CARE-SALINA, S 9TH ST		2			2
PINECREST PEDIATRICS GROUP LLC			2	100%	2
NATIONAL JEWISH HEALTH			2	100%	2
CVS MINUTE CLINIC DIAGNOSTIC OF KANSAS, PA		2			2
ORMOND BEACH URGENT CARE			2	100%	2
JOHN D. ARCHBOLD MEM. HOSPITAL			2	100%	2
OSF ST JOSEPH MEDICAL CENTER			2	100%	2
MEDEXPRESS URGENT CARE-CLOQUET		2			2
RIVERSIDE METHODIST HOSPITAL LAB			2	100%	2
AFC PHYSICIANS OF FLORIDA, PA			2	100%	2
DIAGNOSTIC & MEDICAL SPECIALISTS OF GREENWICH		2			2
Gracemore Nursing and Rehab		2			2
CVS GA2236POCT WOODSTOCK		2			2
MINUTECLINIC DIAGNOSTIC OF PENNSYLVAN		2			2
SANIBEL MEDICAL CLINIC			2	100%	2
COVANCE			2	100%	2
JRS LABORATORY			2	100%	2
LABCORP OF AMERICA HOLDINGS		1	1	50%	2
MINUTECLINIC DIAGNOSTIC OF NORTH CARO		2			2
ASSOCIATES IN UROGYNECOLOGY MD LLC		2			2
HEALTH EXPRESS URGENT CARE			2	100%	2
MEDEXPRESS URGENT CARE - WEXFORD		2			2
PEPIN ACADEMIES-PASCO		2			2
MEDEXPRESS URGENT CARE - HOLLINS		2			2
New Jersey Aim At Smg		2			2
CONEMAUGH MEMORIAL MEDICAL CENTER		2			2
MEDEXPRESS URGENT CARE-MT PLEASANT		1	1	50%	2
LEGACY LABORATORY SERVICES			2	100%	2
SYLVAN NURSING			2	100%	2
BRANDYWYNE HEALTH CARE CENTER			2	100%	2
BENTON PEDIATRICS		2			2
MINUTECLINIC DIAGNOSTIC PA #7110		2			2
PRECISION CLINICAL RESEARCH			2	100%	2
FLORIDA MEDICAL CLINIC CARDIOLOGY-ZH			2	100%	2
WISCONSIN STATE LABORATORY OF HYGIENE		1	1	50%	2
Lehigh Acres Health and Rehabilitation			2	100%	2

COVID-19: testing by laboratory

Data through Jan 18, 2021 verified as of Jan 19, 2021 at 09:25 AM

Data in this report are provisional and subject to change.

The numbers in the table below represent the number of Florida and non-Florida residents for whom test results were received by the Department of Health. A person can be tested by more than one laboratory and can have both positive and negative results. **Therefore, the sum of the numbers in each column will be larger than the total number of people tested.**

Reporting lab	Inconclusive	Negative	Positive	Percent positive	Total
ALVERNO CLINICAL LABORATORIES			2	100%	2
FLORIDA MEDICAL CENTER OF CLEARWATER		2			2
MEDSTAR HARBOR HOSPITAL			2	100%	2
PALM BAY COMMUNITY OUTPATIENT CLINIC		2			2
DALLAS VA MEDICAL CENTER - VA NORTH TEXAS HEALTH CARE SYSTEM			2	100%	2
MEMORIAL HOSPITAL OF SOUTH BEND			2	100%	2
INSPIRE HEALTHCARE CENTER			2	100%	2
FIRST PREVENTION AND DIALYSIS CENTER LLC			2	100%	2
MEASE COUNTRYSIDE HOSPITAL CARDIAC REH			2	100%	2
PBC FIREFIGHTER BENEFIT FUND WELLNESS CENTER		1	1	50%	2
CROSTOWN PHARMACY		2			2
BAYCARE LABORATORIES			2	100%	2
MINUTECLINIC, DIAGNOSTIC OF TEXAS, LLC		2			2
POWERS PEDIATRICS			2	100%	2
SHORE MEDICAL CENTER		2			2
AdventHealth Care Center Orlando North			2	100%	2
Bedford Care Center of Hattiesburg		2			2
MISSION HOSPITAL REGIONAL MEDICAL CENTER			2	100%	2
GALEN BAYLOR EXTENSION		2			2
CONWAY MEDICAL CENTER			2	100%	2
CLEARWATER PAIN MANAGEMENT ASSOCIATES			2	100%	2
LIFE CARE CENTER OF SKAGIT VALLEY		2			2
BENEVA LAKES ASSISTED LIVING CENTER			2	100%	2
REGIONAL MEDICAL CENTER BAYONET POINT			2	100%	2
ManorCare Rehabilitation Center- Decatur		2			2
NAVAL BRANCH MEDICAL CLINIC			2	100%	2
DALLAS BAPTIST UNIVERSITY - HEALTH SERVICES			2	100%	2
METROHEALTH SYSTEM			2	100%	2
CVS TX8387POCT AUSTIN		2			2
PHOEBE BERKS HEALTH CARE CENTER		2			2
ORLANDO FAMILY PHYSICIANS INC			2	100%	2
RUSSELL MEDICAL CENTER		2			2
Avanti Wellness and Rehab			2	100%	2
LEE MEMORIAL HEALTH SYSTEM D/B/A			2	100%	2
COOK HOSPITAL AND CARE CENTER		1	1	50%	2
INTEGRATED REGIONAL LABS			2	100%	2
VANAYER HEALTHCARE AND REHAB CENTER		2			2
MINUTECLINIC DIAGNOSTIC OF TEXAS, LLC #7435		2			2
Kings County Hospital Center			2	100%	2
POMONA VALLEY COMMUNITY HOSPITAL			2	100%	2
PHYSICIANS MEDICAL CENTER		2			2
FLORIDA PRIMARY & SPECIALTY CARE		2			2
UK HEALTHCARE			2	100%	2
MOBILE COUNTY HEALTH DEPARTMENT		1	1	50%	2
BAPTIST HEALTH LEXINGTON			2	100%	2
CORNERSTONE MEDICAL CARE OF BRANDON		2			2
BAYMEADOWS PRIMARY CARE		2			2

COVID-19: testing by laboratory

Data through Jan 18, 2021 verified as of Jan 19, 2021 at 09:25 AM

Data in this report are provisional and subject to change.

The numbers in the table below represent the number of Florida and non-Florida residents for whom test results were received by the Department of Health. A person can be tested by more than one laboratory and can have both positive and negative results. **Therefore, the sum of the numbers in each column will be larger than the total number of people tested.**

Reporting lab	Inconclusive	Negative	Positive	Percent positive	Total
ATHENA CARE RESOURCES LLC		2			2
MINUTE CLINIC, LLC #4650		2			2
RIVER CITY MEDICAL ASSOCIATES, INC			2	100%	2
DALLAS MEDICAL CENTER			2	100%	2
INTERNAL MEDICINE ASSOCIATES-DUNELLON			2	100%	2
HEALTH & REHAB CTR AT DOLPHINS VIEW, THE			2	100%	2
UW HOSPITAL AND CLINICS		1	1	50%	2
INA		1	1	50%	2
UT PATH			2	100%	2
SAVANNAH COVE		2			2
EDGEWATER RETIREMENT MANOR			2	100%	2
24TH WEAPONS OF MASS DESTRUCTION - CIVIL SUPPORT		2			2
SPRING HILL REGIONAL HOSPITAL			2	100%	2
CROSSROADS URGENT CARE DBA URGENT TEA		2			2
TRICORE REFERENCE LABORATORY		1	1	50%	2
GEISINGER MEDICAL CENTER		2			2
MARQUESA MEDICAL		2			2
ADVANTA ANALYTICAL LABORATORIES			2	100%	2
SINAI PLAZA NURSING AND REHAB CENTER			2	100%	2
STUDENT HEALTH SERVICES			2	100%	2
PERSONAL PHYSICIAN CARE PA			2	100%	2
LOCH HAVEN PEDIATRICS			2	100%	2
LEESBURG REGIONAL MEDICAL CENTER URGENT CARE			2	100%	2
MEMORIAL SLOAN KETTERING CANCER CENTER		1	1	50%	2
HOME ACCESS HEALTH			2	100%	2
INTEGRITY CLINICAL RESEARCH CENTER INC		1	1	50%	2
ADVANCED URGENT CARE LLC			2	100%	2
GULF COAST MEDICAL CENTER RESPIRATORY CARE			2	100%	2
AIRPORT CLINIC			2	100%	2
HANOVER ENDOSCOPY CENTER		2			2
Robert Cranfield			2	100%	2
ELITE CARE			2	100%	2
GULF COAST REGIONAL MEDICAL CARE		2			2
OPP HEALTH AND REHABILITATION		2			2
PEDIATRIC HEALTH CARE		1	1	50%	2
EMERALD TRACE		2			2
ARCPOINT LABS OF ALTAMONTE SPRINGS			2	100%	2
PUBLIC HEALTH LABORATORY	1		1	50%	2
ST. LUCIE COUNTY HEALTH DEPARTMENT		1	1	50%	2
PHYSICIANS LABORATORY SERVICES			2	100%	2
PEDIATRICS IN BREVARD-COCOA BEACH		2			2
OUR LADY OF THE LAKE REGIONAL MEDICAL CENTER			2	100%	2
ADVENT HEALTH CENTRAL TEXAS		1	1	50%	2
ST LUKES HOSPITAL			2	100%	2
STANFORD HEALTH CARE ANATOMIC PATHOLOGY & CLINICAL LAB			2	100%	2
WASHINGTON STATE DEPARTMENT OF HEALTH PUBLIC HEALTH LABORATORIES			2	100%	2
METHODIST MANSFIELD MEDICAL CENTER			2	100%	2

COVID-19: testing by laboratory

Data through Jan 18, 2021 verified as of Jan 19, 2021 at 09:25 AM

Data in this report are provisional and subject to change.

The numbers in the table below represent the number of Florida and non-Florida residents for whom test results were received by the Department of Health. A person can be tested by more than one laboratory and can have both positive and negative results. **Therefore, the sum of the numbers in each column will be larger than the total number of people tested.**

Reporting lab	Inconclusive	Negative	Positive	Percent positive	Total
BFT LAB			2	100%	2
CVS MINUTE CLINIC DIAGNOSTIC MED GRP		2			2
UNIVERSITY OF MARYLAND MEDICAL CENTER			2	100%	2
ALL PEDIATRIC CARE PA			2	100%	2
KINGS BAY PEDIATRICS LLC			2	100%	2
MINUTECLINIC MINUTECLINIC #921		2			2
GRACE HEALTHCARE OF LAKE WALES		1	1	50%	2
Warren Center for Rehabilitation and Nursing		2			2
MINUTECLINIC DIAGNOSTIC OF OHIO #2964		2			2
ALASKA PUBLIC HEALTH LAB		1	1	50%	2
WHITESANDS OUTPATIENT TREATMENT		2			2
Kroger 758 - The Little Clinic Providence		2			2
SUPERIOR RESIDENCES OF CLERMONT		2			2
KIVA AT MOUNT DORA			2	100%	2
ADVANCED MEDICAL OF FLORIDA			2	100%	2
MEDICAL CITY DALLAS HOSPITAL			2	100%	2
OAKBRIDGE TERRACE AT SAE			2	100%	2
ATRIA SAN PABLO			2	100%	2
SANTA ROSA COUNTY HEALTH DEPARTMENT			2	100%	2
WEAKLEY COUNTY REHAB AND NURSING CENTER		2			2
LIFESPRING COMMUNITY HEALTH		2			2
MINUTECLINIC, LLC #03268		2			2
SHELL POINT HOME HEALTH			2	100%	2
MINUTE CLINIC LLC #4017		2			2
WALKONCLINIC			2	100%	2
LILY PHARMACY		2			2
AGILE URGENT CARE			2	100%	2
MINUTECLINIC DIAGNOSTIC OF OHIO #6192		2			2
FLORIDA DEPARTMENT OF HEALTH IN ESCAMBIA COUNTY		1	1	50%	2
CENTRAL FLORIDA FAMILY HEALTH CENTER		2			2
STATCARE URGENT AND WALK-IN			2	100%	2
MIDDLEBURG PEDIATRICS			2	100%	2
RAPID URGENT CARE - ALBANY			2	100%	2
PALM BEACH DIABETES & ENDOCRINE SPECIALISTS PA			2	100%	2
TRUE HEALTH INC			2	100%	2
ADVENTHEALTH EAST ORLANDO EMPLOYEE CLINIC		2			2
CLINICA HISPANIA			2	100%	2
AVANTE AT ORMOND BEACH INC			2	100%	2
HAWAII DEPARTMENT OF HEALTH			2	100%	2
MINUTECLINIC DIAGNOSTIC MED GRP OF CA		2			2
LAWRENCE GENERAL HOSPITAL			2	100%	2
ACKERMAN CANCER CENTER		2			2
MERCY HEALTH LAB		1	1	50%	2
BERGEN NEW BRIDGE M		2			2
MINUTECLINIC DIAG OF IND LLC #1367		2			2
NU WAVE MEDICAL CENTER			2	100%	2
MINUTECLINIC MINUTECLINIC #4978		1	1	50%	2

COVID-19: testing by laboratory

Data through Jan 18, 2021 verified as of Jan 19, 2021 at 09:25 AM

Data in this report are provisional and subject to change.

The numbers in the table below represent the number of Florida and non-Florida residents for whom test results were received by the Department of Health. A person can be tested by more than one laboratory and can have both positive and negative results. **Therefore, the sum of the numbers in each column will be larger than the total number of people tested.**

Reporting lab	Inconclusive	Negative	Positive	Percent positive	Total
SCIENTIFIC LABORATORY COMPANY		2			2
LEGACY ER & URGENT CARE - FRISCO WEST			2	100%	2
MARCO ISLAND HOSPITAL INC D/B/A		1	1	50%	2
REELFOOT FAMILY WALK IN CLINIC - TIPT		2			2
PLASMA MED RESEARCH DBA		2			2
CEDARS-SINAI MEDICAL CENTER			2	100%	2
LIFT HEALTH		2			2
MINUTECLINIC #8760		2			2
CARE 365			2	100%	2
HEARTLAND - CHARLESTON OF HANAHAN SC,		2			2
FLORIDA DEPARTMENT OF HEALTH (FDOH)			2	100%	2
ALL AMERICAN URGENT CARE			2	100%	2
EASTERN FLORIDA STATE COLLEGE - PALM BAY CAMPUS			2	100%	2
GOLDMAN SACHS HEALTH CENTER		2			2
CITRUS PARK			2	100%	2
AMI ST FRANCIS HOSPITAL LABORATORY		1	1	50%	2
FLORIDA MEDICAL CLINIC RADIOLOGY DALE MABRY		2			2
HOLY FAMILY MEDICAL CENTER		1	1	50%	2
TGH Brandon Healthplex Laboratory			2	100%	2
SARASOTA MEDICAL CENTER			2	100%	2
WHOLE CHILD PEDIATRICS			2	100%	2
VA PRIMARY CARE ANNEX			2	100%	2
SOMA MEDICAL CENTER MD PA #7 ATTN PEDIATRICS			2	100%	2
VETERANS AFFAIRS MEDICAL CENTER - GREATER LOS ANGELES			2	100%	2
MINUTECLINIC DIAG OF IND, LLC #6910		2			2
DEKALB MEDICAL CENTER LABORATORY			2	100%	2
MEMORIAL HERMANN			2	100%	2
SPRINGS MEDICAL LAB		1	1	50%	2
ST. MARY'S MEDICAL CENTER EVANSVILLE, INC			2	100%	2
Greystone Nursing and Rehab, LLC			2	100%	2
HCR MANOR CARE SERVICES OF FLORIDA III INC		2			2
FLORIDA SCHOOL FOR THE DEAF & BLIND			2	100%	2
Kroger 853 - The Little Clinic East Broad Street		2			2
MD NOW URGENT CARE MEDICAL CENTERS INC			2	100%	2
APC PEDIATRICS			2	100%	2
SARASOTA MEMORIAL MEDICAL URGENT CARE CENTER			2	100%	2
BRITO MEDICAL CENTER			2	100%	2
FLORIDA COMMUNITY HEALTH CENTERS, INC.			2	100%	2
SANFORD REGIONAL HOSPITAL WORTHINGTON		2			2
ASCENSION ST VINCENT'S RIVERSIDE			2	100%	2
GRAND VILLA OF MELBOURNE			2	100%	2
HEART OF FLORIDA HEALTH CENTER INC			2	100%	2
ST VINCENTS AMBULATORY CARE INC DBA			2	100%	2
CVS CA8850POCT HUNTINGTON BEACH		1	1	50%	2
NAVAL MEDICAL CENTER			2	100%	2
GRAND VILLA OF NEW PORT RICHEY			2	100%	2
MODMD LABORATORY		2			2

COVID-19: testing by laboratory

Data through Jan 18, 2021 verified as of Jan 19, 2021 at 09:25 AM

Data in this report are provisional and subject to change.

The numbers in the table below represent the number of Florida and non-Florida residents for whom test results were received by the Department of Health. A person can be tested by more than one laboratory and can have both positive and negative results. **Therefore, the sum of the numbers in each column will be larger than the total number of people tested.**

Reporting lab	Inconclusive	Negative	Positive	Percent positive	Total
OCALA REGIONAL KIDNEY CENTER-WEST			2	100%	2
BERGEN COUNTY SURGICAL AND ENDOSCOPY CENTER		2			2
Iron County Medical Care Facility		2			2
CARENOW-LEBANON		1	1	50%	2
BAYFRONT FAMILY HEALTH CENTER			2	100%	2
CELEBRATION PRIMARY CARE ASSOCIATES LLC		2			2
CHARLOTTE COUNTY HEALTH DEPARTMENT			2	100%	2
DOCTORS HOSPITAL RENAISSANCE			2	100%	2
POMERENE HOSPITAL			2	100%	2
BAYLOR COLLEGE OF MEDICINE			2	100%	2
BAY CORRECTIONAL AND REHABILITATION FACILITY			2	100%	2
CVS IL8747POCT CHICAGO		2			2
NEW GEN LABS			2	100%	2
HALIFAX HEALTH CARE FOR WOMEN		2			2
PALOS COMMUNITY HOSPITAL LABORATORY			2	100%	2
FIRST CHOICE MEDICAL PC			2	100%	2
TMH FSU RAPID LABORATORY		1	1	50%	2
INSPIRIT SENIOR LIVING			2	100%	2
CENTRAL FLORIDA PRIMARY CARE			2	100%	2
EASTLAKE MEDICAL CENTER		2			2
CSS- TWELVE OAKS			2	100%	2
CLAYMED OF NORTH FLORIDA			2	100%	2
Kroger 124 - The Little Clinic University		2			2
CVS OH3080POCT HUBER HEIGHTS		2			2
Lakeside Oaks Care Center			2	100%	2
BD MEDICAL SYSTEMS			2	100%	2
VAULT HEALTH			2	100%	2
THE WINDSOR OF OCALA			2	100%	2
CVS MD1881POCT DUNKIRK		2			2
MAYO CLINIC GROUP PRACTICE LABORATORY			2	100%	2
Iowa Veterans Home		2			2
MAJESTIC GUARDIANS			2	100%	2
CHESTERFIELD HEALTHCARE GROUP, INC		2			2
MINUTECLINIC DIAGNOSTIC OF PA LLC		2			2
WILSON MEMORIAL HOSPITAL			2	100%	2
MINUTECLINIC DIAGNOSTIC PA #3344		2			2
MINUTE CLINIC DIAGNOSTIC OF VIRGINIA, LLC #1905		2			2
CVS OH6147POCT COLUMBUS		1	1	50%	2
BEECHTREE MOLECULAR LAB LLC			2	100%	2
GRAND AVE PHARMACY			2	100%	2
MEDEXPRESS URGENT CARE - LEDGEWOOD		2			2
BROOKDALE ALTAMONTE SPRINGS			2	100%	2
CVS NY549POCT RIDGEWOOD		1	1	50%	2
MERCY CONVENIENT CARE			2	100%	2
MEDICAL CENTER LABORATORY			2	100%	2
BOND COMMUNITY HEALTH CENTER			2	100%	2
Cedar Valley Nursing & Rehab Center		2			2

COVID-19: testing by laboratory

Data through Jan 18, 2021 verified as of Jan 19, 2021 at 09:25 AM

Data in this report are provisional and subject to change.

The numbers in the table below represent the number of Florida and non-Florida residents for whom test results were received by the Department of Health. A person can be tested by more than one laboratory and can have both positive and negative results. **Therefore, the sum of the numbers in each column will be larger than the total number of people tested.**

Reporting lab	Inconclusive	Negative	Positive	Percent positive	Total
Lenox on the Lake			2	100%	2
COASTAL MEDICAL LAB			2	100%	2
ADVENTHEALTH IMAGING PARTIN SETTLEMENT			2	100%	2
MINUTE CLINIC DIAG OF IND LLC #8674		2			2
MEDEXPRESS URGENT CARE - OMAHA N 72 ST		2			2
SOUTHERN TENNESSEE MEDICAL CENTER			2	100%	2
MAIN STREET MEDICAL CENTERS		2			2
SCRIPPS CLINIC MEDICAL			2	100%	2
FAMILY FIRST PEDIATRICS			2	100%	2
PALMETTO FAMILY HEALTH CENTER			2	100%	2
FLORIDA CLINICAL LABORATORY INC			2	100%	2
PHYSICIANS FOR CHILDREN			2	100%	2
441 URGENT CARE-MULBERRY			2	100%	2
VALLEY MEDICAL LABORATORY			2	100%	2
TMH EC NORTHEAST LABORATORY			2	100%	2
MIDLAND MEMORIAL HOSPITAL			2	100%	2
ORLANDO LUTHERAN TOWERS		1	1	50%	2
Macon Valley Nursing and Rehabilitation Center		2			2
UNIVERSITY OF ILLINOIS HOSPITAL			2	100%	2
Medilodge of Montrose		2			2
ARLINGTON DIALYSIS CENTER LLC		2			2
INTERNAL MEDICINE & PEDIATRICS WELLNESS CENTER			2	100%	2
MINUTECLINIC DIAGNOSTIC OF TEXAS LLC		1	1	50%	2
MINUTE CLINIC DIAGNOSTIC OF KANSAS PA		2			2
Parkside Villa		2			2
NORTON IMMEDIATE CARE CENTER - PRESTON			2	100%	2
MEDEXPRESS URGENT CARE, LANCASTER WEST		1	1	50%	2
SOUTH LAKE FAMILY HEALTH CENTER			2	100%	2
MINUTECLINIC, LLC #07852		2			2
IVY CREEK URGENT CARE OF ENTERPRISE			2	100%	2
ADVENTIST HINSDALE HOSPITAL LABORATORY			2	100%	2
URGENT CARE AND SURGERY CENTER			2	100%	2
SPECTRUM HEALTH			2	100%	2
Oakwood - North Baldwins Center for Living		2			2
MINUTECLINIC DIAGNOSTICS OF IND LLC		1	1	50%	2
TMH PHYSICIAN PARTNERS MONTICELLO		1	1	50%	2
CARTER BLOOD CARE			2	100%	2
PRECISION DIAGNOSTIC INC		2			2
CVS MINUTE CLINIC DIAGNOSTIC OF TN #3293		2			2
Heartland Healthcare Center Boca Raton			2	100%	2
MINUTECLINIC, LLC #1492		2			2
SPRINGHILL SENIOR RESIDENCE		2			2
UTMB PATHOLOGY CLINICAL SERVICES LABORATORY			2	100%	2
Kroger 571 - The Little Clinic Hendersonville		1	1	50%	2
ADVANCED RESEARCH FOR HEALTH IMPROVEMENT		1	1	50%	2
WALGREENS #13605		2			2
BROOME COUNTY HEALTH DEPARTMENT		1	1	50%	2

COVID-19: testing by laboratory

Data through Jan 18, 2021 verified as of Jan 19, 2021 at 09:25 AM

Data in this report are provisional and subject to change.

The numbers in the table below represent the number of Florida and non-Florida residents for whom test results were received by the Department of Health. A person can be tested by more than one laboratory and can have both positive and negative results. **Therefore, the sum of the numbers in each column will be larger than the total number of people tested.**

Reporting lab	Inconclusive	Negative	Positive	Percent positive	Total
BAYLOR SCOTT & WHITE COMPREHENSIVE WOUND			2	100%	2
CVS IN6654POCT INDIANAPOLIS		2			2
THOMASVILLE REGIONAL MEDICAL CENTER		2			2
ACCESS CARE MEDICAL GROUP LLC		2			2
YOUTH AND YOU, INC		2			2
MID - FLORIDA PATHOLOGY LLC		1	1	50%	2
STARR COUNTY MEMORIAL HOSPITAL			2	100%	2
SERENADES BY SONATA		1	1	50%	2
EXPRESS CARE OF THE SHOALS		1	1	50%	2
CRUC CMCH-COVID-19		2			2
SCDHEC BUREAU OF LABORATORIES			2	100%	2
AMERICAN MEDICAL LABORATORIES			2	100%	2
SUNCOAST BLOOD BANK			2	100%	2
Van Wert Manor		2			2
CHNJ		2			2
CVS TN5671POCT MARYVILLE		2			2
UC CORAL GABLES			2	100%	2
BROOKS -TLC HOSPITAL SYSTEM			2	100%	2
CAREWELL JW - WORCESTER LNC			2	100%	2
WAL-MART STORES EAST LP		2			2
GIGI WOOD DAVIS DO-FAMILY MEDICINE		2			2
MANATEE MEMORIAL HOSPITAL CLINICAL LABORATORY			2	100%	2
SWEETWATER NURSING CENTER		2			2
PM PEDIATRICS OF BAYSIDE PLLC - HOPEWELL JUNCTION		2			2
ADVANCED URGENT CARE CENTER OF THE UPPER KEYS			2	100%	2
STARLING AT NOCATEE			2	100%	2
BAYSTATE MEDICAL CENTER		1	1	50%	2
THE FOUNTAIN AT BOCA CIEGA BAY		2			2
DOCTOR 4 U CLINIC			2	100%	2
VOLUNTEERS OF AMERICA OF FLORIDA			2	100%	2
Fort Gaines Health and Rehab		2			2
KIMBERLY J HENDERSON MD PC		1	1	50%	2
FRESENIUS MEDICAL CARE			2	100%	2
AMERICAN HEALTH ASSOC. LABORATORY SOUTH			2	100%	2
BASSETTI MEDICAL RESEARCH INC			2	100%	2
SCIENTIA DIAGNOSTICS			2	100%	2
MINUTECLINIC DIAGNOSTIC OF RHODE ISLAN		2			2
MEDEXPRESS URGENT CARE - BRIDGEVILLE		2			2
CARENOW LENEXA			2	100%	2
ACCESS MEDICAL GROUP OF FLORIDA CITY			2	100%	2
BAYSIDE HEALTH CLINIC		2			2
FASTCARE LLC			2	100%	2
UNIVERISTY OF MEMPHIS ATHLETIC TRAINI		2			2
MEMORIAL HOSPITAL OF CARBONDALE			2	100%	2
CHEROKEE COUNTY HEALTH AND REHAB CENTER		2			2
THE HOSPITAL OF PROVIDENCE EMERGENCY ROOM			2	100%	2
Church Creek SNF			2	100%	2

COVID-19: testing by laboratory

Data through Jan 18, 2021 verified as of Jan 19, 2021 at 09:25 AM

Data in this report are provisional and subject to change.

The numbers in the table below represent the number of Florida and non-Florida residents for whom test results were received by the Department of Health. A person can be tested by more than one laboratory and can have both positive and negative results. **Therefore, the sum of the numbers in each column will be larger than the total number of people tested.**

Reporting lab	Inconclusive	Negative	Positive	Percent positive	Total
JULIE STAATS DO		2			2
MD NOW URGENT CARE CENTER INC.			2	100%	2
CARE CENTERS OF NASSAU LLC MINER ROAD SOUTH		2			2
ONTARIO COUNTY PUBLIC HEALTH		2			2
MINUTECLINIC DIAGNOSTIC OF TN, PC 6304		1	1	50%	2
ADVANCED MEDICAL RESEARCH CENTER LLC			2	100%	2
MINUTE CLINIC DIAGNOSTIC OF VIRGINIA, LLC #7543		2			2
MINUTE CLINIC LLC # 2033		1	1	50%	2
MANSFIELD MEDICAL LODGE			2	100%	2
GOLDSTEIN			2	100%	2
SV DIAGNOSTIC LAB			2	100%	2
MEDEXPRESS URGENT CARE - CEDAR KNOLLS		2			2
NEBRASKA MEDICAL CENTER			2	100%	2
ADVENTHEALTH MEDICAL GROUP FAMILY MEDICINE AT RDV		2			2
OELWEIN HEALTH CARE CENTER		2			2
MEDEXPRESS URGENT CARE - JEANNETTE		2			2
JUST BELIEVE RECOVERY CENTER			2	100%	2
JEFFERSON WASHINGTON TOWNSHIP HOSPITAL		2			2
PREMIER MEDICAL LABORATORY			2	100%	2
MEDEXPRESS URGEN CARE - EAST BRUNSWICK		2			2
ACCESS LABORATORIES LLC			2	100%	2
A+ URGENT/PRIMARY CARE			2	100%	2
MARTHA A PRICE MD PA		1	1	50%	2
Kroger 745 - The Little Clinic Somerset		2			2
PruittHealth Lakehaven		2			2
MINUTECLINIC 7196		2			2
CARE NOW DENTON			2	100%	2
ST. ELIZABETH HEALTHCARE			2	100%	2
ACN PHYSICIANS GROUP CORP			2	100%	2
VILLA HEALTH NH LLC			2	100%	2
AMEDISYS HOME HEALTH OF GREENVILLE			2	100%	2
MEDEXPRESS - WILMINGTON KIRKWOOD HIGHWAY		2			2
EAST NAPLES PEDIATRICS			2	100%	2
CPL LABS			2	100%	2
UNIVERSITY OF KANSAS MEDICAL CENTER			2	100%	2
TRINITAS REGIONAL MEDICAL CENTER		1	1	50%	2
TENNESSEE VALLEY HCS			2	100%	2
MINUTECLINIC, LLC #1470		2			2
PULSE MEDICAL GROUP INC			2	100%	2
STEBEN COUNTY PUBLIC HEALTH		2			2
BIOMAT USA			2	100%	2
KAILOS GENETICS INC			2	100%	2
UNIVERISTY OF MIAMI			2	100%	2
MEDEXPRESS URGENT CARE - LINCOLN N 26T		2			2
MID-FLORIDA HEMATOLOGY AND ONCOLOGY CENTERS		2			2
VALLEY BAPTIST MEDICAL CENTER: BROWNSVILLE			2	100%	2
ANDERSON COUNTY HOSPITAL			2	100%	2

COVID-19: testing by laboratory

Data through Jan 18, 2021 verified as of Jan 19, 2021 at 09:25 AM

Data in this report are provisional and subject to change.

The numbers in the table below represent the number of Florida and non-Florida residents for whom test results were received by the Department of Health. A person can be tested by more than one laboratory and can have both positive and negative results. **Therefore, the sum of the numbers in each column will be larger than the total number of people tested.**

Reporting lab	Inconclusive	Negative	Positive	Percent positive	Total
CHAPPEL GROUP RESEARCH, THE		2			2
ENVOY OF FORK UNION, LLC DBA ENVOY AT THE VILLAGE		2			2
HENDRY/GLADES COUNTY HEALTH DEPARTMENT		2			2
MEDEXPRESS URGENT CARE FOX CHAPEL		2			2
SOUTH DAKOTA DEPARTMENT OF HEALTH		2			2
MEDEXPRESS URGENT CARE - WEST ST PAUL, ROBERT ST S		2			2
EXCEPTIONAL EMERGENCY CENTER - AMARILLO			2	100%	2
BAYCARE MEDICAL GROUP, INC		2			2
COL CROSSROAD		1	1	50%	2
Elba Nursing and Rehabilitation Center, LLC		2			2
STOP URGENT CARE			2	100%	2
Jackson Health Care Facility			2	100%	2
BOONES CREEK URGENT CARE		1	1	50%	2
MINUTE-CLINIC DIAGNOSTIC OF VIRGINIA,		2			2
BETHPAGE EXTENDED HOURS CENTER		2			2
MAGNOLIA ADULT, LLC			2	100%	2
BIONIC TECHNOLOGIES CORPORATION			2	100%	2
PEACE RIVER MEDICAL CENTER		2			2
PANCARE HEALTH - SNEADS ELEMENTARY			2	100%	2
VIRGINIA DEPT OF HEALTH OFFICE OF EPIDEMIOLOGY			2	100%	2
PTC LABORATORIES			2	100%	2
MIDDLE TENN MENTAL HEALTH INSTITUTE		2			2
MINUTECLINIC DIAGNOSTIC OF OHIO #7790		1	1	50%	2
MIDWAY PRIMARY CARE LLC		2			2
TAMPA INTERNATIONAL AIRPORT			2	100%	2
ASHLEY PEDIATRICS			2	100%	2
CARESPOT URGENT CARE		1	1	50%	2
MEDEXPRESS-HOUSTON EAST FWY		1	1	50%	2
BAPTIST HOSPITAL EMPLOYEE HEALTH OFF			2	100%	2
FALCON HEALTH CENTER			2	100%	2
FEDERAL CORRECTIONAL INSTITUTION MARIANNA			2	100%	2
MINUTECLINIC DIAG OF IND, LLC #6472		2			2
DEPARTMENT OF HEALTH AND HUMAN SERVICES			2	100%	2
MEDEXPRESS URGENT CARE- COLUMBIA HEIGH		2			2
PEACEHEALTH CENTRAL		2			2
IN AND OUT URGENT CARE			2	100%	2
SWEDISH COVENANT HOSPITAL			2	100%	2
ROCKEFELLER UNIVERSITY CLINICAL GENOMICS LABORATOR		2			2
NORTH PINELLAS CHILDRENS MEDICAL CENTER INC			2	100%	2
HOME DOCS		1	1	50%	2
MEDEXPRESS URGENT CARE-SELINGSGROVE		2			2
MEDEXPRESS URGENT CARE - SOUTH CHARLESTON		2			2
DISCOVERY VILLAGE AT THE FORUM		2			2
CROSSROADS			2	100%	2
RIGHT AT HOME			2	100%	2
DELAWARE DIAGNOSTICS LABS			2	100%	2
AZALEA HEALTH AND REHABILITATION		2			2

COVID-19: testing by laboratory

Data through Jan 18, 2021 verified as of Jan 19, 2021 at 09:25 AM

Data in this report are provisional and subject to change.

The numbers in the table below represent the number of Florida and non-Florida residents for whom test results were received by the Department of Health. A person can be tested by more than one laboratory and can have both positive and negative results. **Therefore, the sum of the numbers in each column will be larger than the total number of people tested.**

Reporting lab	Inconclusive	Negative	Positive	Percent positive	Total
JOSEPH SCHENKER MD PC		1			1
ASHLEY CLINICAL DIAGNOSTIC LABORATORY			1	100%	1
SARASOTA MEMORIAL HOSPITAL		1			1
FULGENT GENETICS HOUSTON		1			1
CLINICAL LABORATORY DEPARTMENT			1	100%	1
SOUTH MIAMI HOSPITAL			1	100%	1
CHESAPEAKE REGIONAL MEDICAL CENTER			1	100%	1
LEXINGTON HOSPITAL CORPORATION			1	100%	1
POINTE MEDICAL SERVICES INC			1	100%	1
CFCH - FROSTPROOF			1	100%	1
ANDREWS			1	100%	1
CVS SC4286POCT EASLEY		1			1
PROMUS DIAGNOSTICS, LLC			1	100%	1
ROYAL PALM PEDIATRICS			1	100%	1
FLAGLER PROFESSIONAL HEALTH CARE SERVICES INC		1			1
CLINTON DRUG STORE		1			1
MINUTECLINIC DIAGNOSTIC, PA		1			1
CAROLINAS HEALTHCARE SYSTEM LAB			1	100%	1
Kroger - KRO03400316			1	100%	1
FLORIDA CLINICAL LABORATORY INC DBA			1	100%	1
SHAH			1	100%	1
Kroger - KRO03500568			1	100%	1
SPRINGFIELD HOSPITAL			1	100%	1
Village Crest Center for Health & Rehabilitation		1			1
ANYLABTEST NOW			1	100%	1
QUALITY CLINICAL LAB LLC			1	100%	1
NORTH FLORIDA MEDICAL CENTERS INC		1			1
MINUTECLINIC, LLC #4507		1			1
URGENT CARE OF FORT LAUDERDALE INC			1	100%	1
Accordius Health at Gastonia			1	100%	1
HOLYOKE MEDICAL CENTER			1	100%	1
CAREWELL URGENT CARE FITCHBURG			1	100%	1
MINUTECLINIC DIAG OF IND, LLC #6908		1			1
STEWART FLORIDA ALF, INC			1	100%	1
SONNI'S PEDIATRICS			1	100%	1
UNIVERSITY OF IOWA HOSPITALS & CLINICS			1	100%	1
CELEBRATION HOSPITAL			1	100%	1
OCALA REGIONAL DIALYSIS- NORTH			1	100%	1
CARENOW MIDTOWN			1	100%	1
LAS PALMAS MEDICAL CENTER			1	100%	1
ASPIRUS WAUSAU HOSPITAL			1	100%	1
SYNAPSE ANALYTICAL LABS		1			1
APPLECARE VALDOSTA			1	100%	1
HCL LABORATORIES			1	100%	1
EXAC CARE CROSSVILLE		1			1
PEDIATRIC ASSOCIATES - JACKSONVILLE			1	100%	1
GWINNETT MEDICAL CENTER			1	100%	1

COVID-19: testing by laboratory

Data through Jan 18, 2021 verified as of Jan 19, 2021 at 09:25 AM

Data in this report are provisional and subject to change.

The numbers in the table below represent the number of Florida and non-Florida residents for whom test results were received by the Department of Health. A person can be tested by more than one laboratory and can have both positive and negative results. **Therefore, the sum of the numbers in each column will be larger than the total number of people tested.**

Reporting lab	Inconclusive	Negative	Positive	Percent positive	Total
Kroger 448 - The Little Clinic Mason		1			1
RIVERSIDE MEDICAL CENTER		1			1
MINUTECLINIC DIAGNOSTIC OF KANSAS PA		1			1
LAB. CORP. OF AMERICA			1	100%	1
BAYCARE OUTREACH LAB WH SOUTH			1	100%	1
MINUTECLINIC, LLC #09202		1			1
ALL PRO ORTHOPEDICS & SPORTS MEDICINE, PA			1	100%	1
MD NOW URGENT CARE			1	100%	1
ARIZA WELLNESS CARE LLC			1	100%	1
ASCENSION ST VINCENT'S MEDICAL CENTER			1	100%	1
ATHENS MEDICAL CENTER			1	100%	1
Valley Center (WV)			1	100%	1
NORTHEAST PEDIATRICS			1	100%	1
MINUTECLINIC DIAGNOSTIC MED GRP OF ORA			1	100%	1
SPECTRUM LUDINGTON			1	100%	1
Northern Nevada State Veterans Home		1			1
Jacaranda Manor			1	100%	1
CVS PA371POCT PHILADELPHIA		1			1
INNOVATIVE HEALTH DIAGNOSTIC OF CALIFORNIA			1	100%	1
BAYSIDE URGENT CARE CENTER INC			1	100%	1
MCH PHYSICIANS GROUP			1	100%	1
Douglas County Health Center		1			1
Manassas Health & Rehab			1	100%	1
Washington County Nursing H0me			1	100%	1
CAREHERE HUDSON BAY			1	100%	1
CVS TX7827POCT ROUND ROCK		1			1
CULINARY INSTITUTE OF AMERICA STUDENT		1			1
INFECTION CONTROL DEPT			1	100%	1
HEALTHCARE FOR THE HOMELESS			1	100%	1
WINKLER COURT			1	100%	1
CSL PLASMA LAB			1	100%	1
CVS HEALTH, #5962		1			1
HOLMES FAMILY PRACTICE PA			1	100%	1
WALGREENS #5130			1	100%	1
Oakland Nursing and Rehabilitation Center		1			1
EXACCARE KINGSTON, LLC			1	100%	1
ADVENTHEALTH CENTRA CARE TRINITY			1	100%	1
FLAGLER CARE CENTER			1	100%	1
Sunnybrook Rehabilitation Center			1	100%	1
HIGH DESERT COURT GROUP HOME			1	100%	1
VA COMMUNITY BASED CLINIC - LAKE CITY			1	100%	1
LAMARQUE DIALYSIS			1	100%	1
WALGREENS #01398			1	100%	1
BHA TITUSVILLE CLINIC			1	100%	1
Henry County Health and Rehabilitation		1			1
WELLINGTON WEST 100176			1	100%	1
DAVENPORT PEDIATRICS CLERMONT PA		1			1

COVID-19: testing by laboratory

Data through Jan 18, 2021 verified as of Jan 19, 2021 at 09:25 AM

Data in this report are provisional and subject to change.

The numbers in the table below represent the number of Florida and non-Florida residents for whom test results were received by the Department of Health. A person can be tested by more than one laboratory and can have both positive and negative results. **Therefore, the sum of the numbers in each column will be larger than the total number of people tested.**

Reporting lab	Inconclusive	Negative	Positive	Percent positive	Total
BEAUMONT REFERENCE LABORATORY			1	100%	1
CRUSADER COMMUNITY HEALTH			1	100%	1
LEGACY AT HIGHWOODS PRESERVE		1			1
ST.ELIZABETH HEALTH CENTER	1				1
HANCOCK REGIONAL HOSPITAL		1			1
ST GERARD'S COMMUNITY OF CARE		1			1
Oakview Manor Health and Rehab		1			1
IDAHO HEALTH DEPARTMENT			1	100%	1
CUSTOM SCRIPTS PHARMACY		1			1
NEMOURS CHILDREN'S URGENT			1	100%	1
CONWAY - SHERWOOD URGENT CARE			1	100%	1
DEVITA		1			1
WINTER PARK MEMORIAL HOSPITAL LABORATORY		1			1
SUN CITY DIAGNOSTIC CENTER			1	100%	1
GRAND VIEW HOSPITAL			1	100%	1
BASCOM PALMER EYE INSTITUTE			1	100%	1
PHYSICIANS PREMIER			1	100%	1
ELITE MEDICAL LABORATORY SOLUTIONS LLC			1	100%	1
DOCTORS MEMORIAL HOSP HOME HEALTH CARE		1			1
CENTRAL TX MEDICAL CENTER - LAB			1	100%	1
CVS NJ862POCT MARLBORO		1			1
PEDIATRICS IN NORTH FLORIDA PA			1	100%	1
TANGLEWOOD MANOR		1			1
PRIMARY CARE & PEDIATRICS - SHEPHERSTOWN		1			1
KANA MEDICAL			1	100%	1
PSL JAX BEACH OPERATIONS LLC			1	100%	1
RIVERTON CBOC			1	100%	1
Central Park Healthcare & Rehabilitation Center		1			1
CVS NC7213POCT MATTHEWS		1			1
HAWAII DEPARTMENT OF HEALTH LAB			1	100%	1
LOPEZ		1			1
LOURDES URGENT CARE			1	100%	1
JACKSONVILLE STATEFL			1	100%	1
Autumn Care of Suffolk		1			1
SOUTH FLORIDA URGENT CARE CENTERS, LLC			1	100%	1
FLORIDA HEALTH CARE MEDICAL GROUP		1			1
Walgreens #12427			1	100%	1
MEDEXPRESS URGENT CARE - HADLEY		1			1
INDIAN RIVER CLINICAL LABORATORY, INC.		1			1
CLEVELAND CLINIC OHIO LABORATORIES			1	100%	1
Good Samaritan Society-Atkinson		1			1
HENRICO DOCTOR'S LABORATORY			1	100%	1
CAROMONT HEALTH			1	100%	1
UF HEALTH - WILDLIGHT			1	100%	1
HARDIN HEALTH INC		1			1
MIAMI CHILDRENS HOSPITAL MIDTOWN OUTPATIENT CENTER			1	100%	1
Birmingham Nursing & Rehab Center		1			1

COVID-19: testing by laboratory

Data through Jan 18, 2021 verified as of Jan 19, 2021 at 09:25 AM

Data in this report are provisional and subject to change.

The numbers in the table below represent the number of Florida and non-Florida residents for whom test results were received by the Department of Health. A person can be tested by more than one laboratory and can have both positive and negative results. **Therefore, the sum of the numbers in each column will be larger than the total number of people tested.**

Reporting lab	Inconclusive	Negative	Positive	Percent positive	Total
ORLANDO PHYSICIAN NETWORK		1			1
SYNERGENE LABORATORY			1	100%	1
GOSHEN HOSPITAL			1	100%	1
OLEAN GENERAL HOSPITAL		1			1
STARLING AT SAN JOSE			1	100%	1
SUREPOINT URGENT CARE PADRE ISLAND			1	100%	1
STATE OF FLORIDA			1	100%	1
MONMOUTH MEDICAL CENTER		1			1
YOUR KIDS URGENT CARE			1	100%	1
TRIPLE O RESEARCH INSTITUTE PA			1	100%	1
HORIZON MEDICAL CENTER			1	100%	1
LEHIGH PULMONARY ASSOCIATES			1	100%	1
PM PEDIATRICS PC			1	100%	1
NEW ERA COMMUNITY HEALTH CENTER LLC		1			1
COVID RAPID LABS			1	100%	1
CANDLER HOSPITAL			1	100%	1
THE CLINIC ON SIXTH			1	100%	1
Lenbrook		1			1
OMNI HEALTHCARE INC			1	100%	1
PRIMACARE MEDICAL LAKEWOOD			1	100%	1
BAYFRONT CARDIOVASCULAR ASSOCIATES			1	100%	1
BIOLOGICAL AND CHEMICAL EMERGENCIES LABORATORY			1	100%	1
PALM BEACH COUNTY HEALTH DEPT.			1	100%	1
HEALTH PLUS SUNRISE MEDICAL OFFICE			1	100%	1
Pinnacle Assisted Living			1	100%	1
CFHC - FROSTPROOF			1	100%	1
MINUTECLINIC DIAG OF IND, LLC #4368		1			1
Carrollton Manor Inc		1			1
MID-SOUTH URGENT CARE, PLLC			1	100%	1
GRAND VILLA OF PINELLAS PARK			1	100%	1
OAKMONT WEST- GREENVILLE SC		1			1
POUDRE VALLEY HOSPITAL			1	100%	1
Garden View Care Center at Dougherty Ferry		1			1
LABORATORIO MEDICO CENTRAL CONDOMINO MD			1	100%	1
CAREFIRST URGENT CARE - BEECHMONT			1	100%	1
Cottage of the Shoals		1			1
WHITE EARTH IHS MAIN LAB		1			1
PUBLIC HEALTH LABORATORIES			1	100%	1
LAKE LURE HEALTH CENTER			1	100%	1
CONCIERGE INTERNAL MEDICINE ASSOCIATES			1	100%	1
MARTIN HEALTH PHYSICIAN GROUP			1	100%	1
Kroger 441 - The Little Clinic Middletown		1			1
RHODE ISLAND DEPARTMENT OF HEALTH LABORATORIES			1	100%	1
LAKE COMMUNITY ACTION AGENCY		1			1
FRESENIUS SOUTH FORT MYERS		1			1
ST VINCENT'S AMBULATORY CARE INC			1	100%	1
JOHNSON & JOHNSON VISION CARE-VISTAKON			1	100%	1

COVID-19: testing by laboratory

Data through Jan 18, 2021 verified as of Jan 19, 2021 at 09:25 AM

Data in this report are provisional and subject to change.

The numbers in the table below represent the number of Florida and non-Florida residents for whom test results were received by the Department of Health. A person can be tested by more than one laboratory and can have both positive and negative results. **Therefore, the sum of the numbers in each column will be larger than the total number of people tested.**

Reporting lab	Inconclusive	Negative	Positive	Percent positive	Total
IVAN, MAYA			1	100%	1
QUALITY LAB			1	100%	1
BHS PHYSICIAN NETWORK			1	100%	1
Signature Healthcare of Savannah		1			1
COLONIAL MEDICAL CENTER-EAST ORLANDO			1	100%	1
Masonic Medical Research Institute			1	100%	1
ADVANCED MEDICAL LABORATORIES (AML)			1	100%	1
LAKESIDE MEDICAL CENTER		1			1
CABELL HUNTINGTON HOSPITAL CLINICAL LAB			1	100%	1
CVS MINUTE CLINIC #5836		1			1
WESTOX LABS		1			1
DUKE UNIVERSITY POINT OF CARE TESTING PROGRAM			1	100%	1
VELOCITY URGENT CARE			1	100%	1
PROVIDENCE HOSPITAL			1	100%	1
Heartland of Perrysburg		1			1
CVS IL8751POCT CHICAGO		1			1
NORTH WEST FLORIDA DIAGNOSTIC ENDOCRINOLOGY CLINIC			1	100%	1
SUNY AT STONY BROOK			1	100%	1
Walgreens #3661		1			1
Riverside Nursing & Rehabilitation Center		1			1
SUMMIT LABORATORY			1	100%	1
SANFORD LABORATORIES WATERTOWN			1	100%	1
CVS IN5696POCT FORT WAYNE		1			1
Tremont Health & Rehabilitation Center		1			1
REFERENCE LABORATORY			1	100%	1
BROOKSHIRE, THE			1	100%	1
CLINICAL MICROBIOLOGY LAB FAIRVIEW UNIVERSITY HOSPITAL			1	100%	1
Arch Plaza Nursing and Rehabilitation Center			1	100%	1
ADVANCE GASTROENTEROLOGY			1	100%	1
Oak Hill Health & Rehabilitation Center			1	100%	1
441 URGENT CARE CENTER - BROWNWOOD			1	100%	1
FAYETTE MEDICAL CENTER LAB		1			1
ROAN MOUNTAIN MEDICAL CENTER			1	100%	1
SOUTHWEST REGIONAL PCR LABORATORY			1	100%	1
SHARON REGIONAL MEDICAL CENTER			1	100%	1
THE CHILDREN'S HOSPITAL OF PHILADELPHIA		1			1
DIGNITY HEALING LLC			1	100%	1
EAST END PEDIATRICS		1			1
CVS OH3393POCT AURORA			1	100%	1
PROMEDICA SENIOR LIVING			1	100%	1
ALPHA 1 ANTITRYPSIN RESEARCH PROGRAM			1	100%	1
TALLAHASSEE MEMORIAL HEALTHCARE			1	100%	1
LAB PLUS, LLC			1	100%	1
ADVENT HEALTH - OWASA			1	100%	1
COMMUNITY			1	100%	1
Kroger 379 - The Little Clinic Stony Brook		1			1
BELLMORE PEDIATRICS		1			1

COVID-19: testing by laboratory

Data through Jan 18, 2021 verified as of Jan 19, 2021 at 09:25 AM

Data in this report are provisional and subject to change.

The numbers in the table below represent the number of Florida and non-Florida residents for whom test results were received by the Department of Health. A person can be tested by more than one laboratory and can have both positive and negative results. **Therefore, the sum of the numbers in each column will be larger than the total number of people tested.**

Reporting lab	Inconclusive	Negative	Positive	Percent positive	Total
NORTH SHORE HEMATOLOGY-ONCOLOGY ASSOCI		1			1
PARKWAY REGIONAL MEDICAL CENTER LAB			1	100%	1
NEMOURS CHILDRENS URGENT CARE			1	100%	1
BEAUFORT MEMORIAL			1	100%	1
NEW ULM MEDICAL CENTER			1	100%	1
ST CATHERINE HOSPITAL LABORATORY			1	100%	1
Kroger 717 - The Little Clinic Dolphin Drive			1	100%	1
EAST RIDGE RETIREMENT VILLAGE INC		1			1
CHATSWORTH ASSISTED LIVING COMMUNITY AT PGA NATIONAL			1	100%	1
Bethel Lutheran Nursing & Rehabilitation Center		1			1
HOLLAND COMMUNITY HOSPITAL		1			1
CORIZON HEALTH INC			1	100%	1
METHODISM MIDLOTHIAN MEDICAL CENTER			1	100%	1
NASSAU UNIVERSITY MEDICAL CENTER DEPT		1			1
PULMONARY MEDICINE		1			1
SANITAS RESEARCH LLC			1	100%	1
Kroger 328 - The Little Clinic Henderson Road		1			1
FAMILY MEDICAL CENTER		1			1
DOCTORS HOSPITAL OF LAREDO			1	100%	1
ST. MARY MEDICAL CENTER		1			1
THYROID SPECIALTY LABORATORY			1	100%	1
SARHA DOCTORS CENTER			1	100%	1
CLARKSVILLE MANOR INC		1			1
MID FLORIDA BIOLOGICALS			1	100%	1
CARENOW URGENT CARE-HENDERSONVILLE		1			1
LIMA MEMORIAL HOSPITAL			1	100%	1
MEDEXPRESS URGENT CARE-MEADVILLE			1	100%	1
NF Escambia, LLC DBA Olive BranchHealth and Rehabilitaion Center			1	100%	1
Community Compassion Center of Batesville			1	100%	1
HSRE-ASL CASSELBERRY TRS, LLC			1	100%	1
MEDPOST - NORTH DALLAS			1	100%	1
CARESPOT - OCOEE			1	100%	1
ADVANCED CARDIOVASCULAR DIAGNOSTICS OF FL			1	100%	1
Falmouth By The Sea			1	100%	1
MAURY REGIONAL MEDICAL CENTER		1			1
SUPERKIDS PEDIATRICS			1	100%	1
WILMINGTON NURSING AND REHAB			1	100%	1
WINTER PARK INTERNAL MEDICINE MD PA			1	100%	1
Memorial Health Care Center			1	100%	1
GEORGE W FERGUSON MD-CONCIERGE MEDICAL SERVICES PL		1			1
ST JOHNS EPISCOPAL HOSPITAL SOUTH SHORE		1			1
CVS KY4779POCT LOUISVILLE		1			1
PANCARE HEALTH - BRUCE			1	100%	1
WINDSOR WOODS REHAB & HEALTHCARE CTR			1	100%	1
COLONIAL VILLA GOOD SAMARITAN CENTER		1			1
NABI		1			1
CMC MERCY LABORATORY			1	100%	1

COVID-19: testing by laboratory

Data through Jan 18, 2021 verified as of Jan 19, 2021 at 09:25 AM

Data in this report are provisional and subject to change.

The numbers in the table below represent the number of Florida and non-Florida residents for whom test results were received by the Department of Health. A person can be tested by more than one laboratory and can have both positive and negative results. **Therefore, the sum of the numbers in each column will be larger than the total number of people tested.**

Reporting lab	Inconclusive	Negative	Positive	Percent positive	Total
PEDIATRIC PARTNERS ZEPHYRHILLS			1	100%	1
DEVLAB, LLC			1	100%	1
Consulate Health Care of Tallahassee			1	100%	1
Carington Park			1	100%	1
HAMILTON CHD		1			1
Brio of Johnston		1			1
Manor Care of Dallastown d/b/a ManorCare Health Services - Dallastown		1			1
MID FLORIDA DERMATOLOGY ASSOCIATES PA			1	100%	1
MINUTECLINIC DIAG OF IND, LLC #5369		1			1
COBLESKILL REGIONAL HOSPITAL		1			1
Kroger 907 - The Little Clinic Holland		1			1
CVS OH10209POCT UNIONTOWN		1			1
QUEST INC			1	100%	1
FLORIDA HOSPITAL TRANSPLANT CENTER		1			1
Winter Park Care and Rehab			1	100%	1
SEACOAST PATHOLOGY PROFESSIONAL ASSOC		1			1
Village on the Green			1	100%	1
SARASOTA IMMEDIATE CARE			1	100%	1
NORTH CAROLINA STATE LABORATORY OF PUBLIC HEALTH, SPECTRUM LAB NETWORK			1	100%	1
WHEATON FRANCISCAN LABORATORY			1	100%	1
DOCTOR'S IN-HOUSE LAB/COMMUNITY HEALTH CENTERS OF PINELLAS - JOHNNIE R			1	100%	1
MEMORIAL HOSPITAL LOS BANOS			1	100%	1
SPORTS MEDICINE CLINIC - U OF WYOMING			1	100%	1
SOMA MEDICAL CENTER PA #3 GREENACRES			1	100%	1
Cortland Acres Association		1			1
LAB TEST KENDALL LLC		1			1
MINUTECLINIC DIAGNOSTIC OF NH, LLC (CL		1			1
LANGLADE			1	100%	1
GAMMA HEALTHCARE, INC		1			1
PM PEDIATRICS OF SELDEN, PLLC		1			1
EASTSIDE MEDICAL CLINIC		1			1
FRESENIUS KIDNEY CARE FORT WALTON BEACH			1	100%	1
IMMY LABS			1	100%	1
ALABAMA REFERENCE LAB			1	100%	1
Smg At Bridgewater Family Medicine		1			1
SEATTLE-KING COUNTY			1	100%	1
GALVESTON COUNTY HEALTH DISTRICT			1	100%	1
777 URGENT CARE			1	100%	1
CROSSROADS URGENT CARE PLLC		1			1
LIFE CARE CENTER OF GWINNETT		1			1
CHILDREN'S MEMORIAL HOSPITAL			1	100%	1
ADVENTHEALTH MEDICAL GROUP UROLOGY AT EAST ORLANDO		1			1
MEDEXPRESS URGENT CARE, MOSSIDE		1			1
SPARTANBURG REGIONAL MEDICAL CENTER			1	100%	1
GEORGE WASHINGTON UNIVERSITY HOSPITAL			1	100%	1
EASTMAN HEALTHCARE & REHAB		1			1
GENESIS MICROBIOLOGY LAB		1			1

COVID-19: testing by laboratory

Data through Jan 18, 2021 verified as of Jan 19, 2021 at 09:25 AM

Data in this report are provisional and subject to change.

The numbers in the table below represent the number of Florida and non-Florida residents for whom test results were received by the Department of Health. A person can be tested by more than one laboratory and can have both positive and negative results. **Therefore, the sum of the numbers in each column will be larger than the total number of people tested.**

Reporting lab	Inconclusive	Negative	Positive	Percent positive	Total
MEDEXPRESS URGENT CARE - FORT SMITH		1			1
Hackensack Univ Medical Center At Pasc		1			1
Wedgewood Manor		1			1
OUCH URGENT CARE			1	100%	1
SAINT JOSEPHS HOSPITAL OF ATLANTA			1	100%	1
MID-FLORIDA PATHOLOGY LLC		1			1
WEST VIRGINIA UNIVERSITY HOSPITALS			1	100%	1
RCP OF MEMORIAL WEST			1	100%	1
Freedom Pointe at The Villages			1	100%	1
CYPRESS CREEK DIALYSIS CTR			1	100%	1
REGIONAL MEDICAL LABORATORY			1	100%	1
CENTURY LINK SPORTS COMPLEX			1	100%	1
POETS WALK SARASOTA			1	100%	1
VITAL CARE			1	100%	1
Orchid Cove at Naples			1	100%	1
CARSON NURSING AND REHABILITATION CENTER		1			1
FREEMPORT ER DOX URGENT CARE		1			1
Bayou Vista Community Care Center			1	100%	1
Glenburn Home		1			1
ENCORE AT BOCA RATON, THE			1	100%	1
PROGRESSIVE MEDICAL RESEARCH			1	100%	1
SHANNON CLARK OD, PA			1	100%	1
TENNOVA HEALTHCARE - CLEVELAND			1	100%	1
KEY BISCAYNE PEDIATRIC ASSOCIATES INC			1	100%	1
YUMA REGIONAL MEDICAL CENTER			1	100%	1
JPS HEALTH CENTER AT TRUE WORTH PLACE			1	100%	1
Kroger 682 - The Little Clinic New Holland Market			1	100%	1
MC DIAGNOSTIC OF CONNECTICUT, PC #252			1	100%	1
VITAL CARE CLINIC, LLC			1	100%	1
LEHIGH MEDICAL AND RESEARCH CENTER, INC			1	100%	1
HEALTHCARE ASSOCIATES OF IRVING, LLP			1	100%	1
SOMA MEDICAL CENTER PA			1	100%	1
Kroger 096 - The Little Clinic Orchard and Holly		1			1
ATHENA PLASTIC SURGERY		1			1
SURGERY CENTER, THE			1	100%	1
BLACKBERRY CENTER, THE		1			1
PEDRO L ORTEGA MD PA			1	100%	1
NORTH OKALOOSA CLINIC CORP		1			1
BUFFALO VAMC			1	100%	1
THE LITTLE CLINIC LLC			1	100%	1
ALL CARE URGENT CARE			1	100%	1
WATERTOWN URGENT CARE		1			1
PENNY PEDIATRICS		1			1
Maple Lane Nursing Home		1			1
ORDRS, INC.			1	100%	1
MEDEXPRESS URGENT CARE - BENTONVILLE		1			1
Arlington Care Center			1	100%	1

COVID-19: testing by laboratory

Data through Jan 18, 2021 verified as of Jan 19, 2021 at 09:25 AM

Data in this report are provisional and subject to change.

The numbers in the table below represent the number of Florida and non-Florida residents for whom test results were received by the Department of Health. A person can be tested by more than one laboratory and can have both positive and negative results. **Therefore, the sum of the numbers in each column will be larger than the total number of people tested.**

Reporting lab	Inconclusive	Negative	Positive	Percent positive	Total
ST FRANCIS MEDICAL CENTER			1	100%	1
KETTERING MEDICAL CENTER			1	100%	1
FAMILY MEDICAL CENTERS			1	100%	1
AVERA SACRED HEART HOSPITAL			1	100%	1
SOUTH DADE NURSING & REHABILITATION CENTER			1	100%	1
NHC HealthCare St. Charles		1			1
PROVIDENCE PORTLAND MEDICAL CENTER		1			1
Melbourne Terrace Rehabilitation Center			1	100%	1
NIBHA MEDIRATTA MD PL			1	100%	1
LABORATORIO BUENA SALUD			1	100%	1
PALM BEACH DIABETES AND ENDOCRINE SPECIALISTS, PA			1	100%	1
HELGEMO & LIOU PEDIATRICS			1	100%	1
AVON PARK CLUSTER		1			1
APALACHEE CENTER INC		1			1
OSF SAINT FRANCIS MEDICAL CENTER			1	100%	1
BAYOU URGENT CARE			1	100%	1
DOYLESTOWN HOSPITAL			1	100%	1
CVS IL2297652CV CHICAGO		1			1
ER NEAR ME HULEN		1			1
GOOD SAMARITAN HOSPITAL			1	100%	1
CLEVELAND HEARTLAB			1	100%	1
GENEVA FAMILY HEALTH			1	100%	1
RAMBAM URGENT CARE			1	100%	1
TMH URGENT CARE CENTER			1	100%	1
ADVENTHEALTH SENIOR CARE AT ORMOND			1	100%	1
MEDICAL ASSOCIATES OF CARTER		1			1
Seal Rock Healthcare		1			1
URGENT DOC -NACOGODOCHES CLINIC			1	100%	1
Heritage of Red Cloud		1			1
GASTROENTEROLOGY ASSOC OF PENSACOLA, PA			1	100%	1
SONORAN DESERT PATHOLOGY			1	100%	1
LITTLE FALLS HOSPITAL LABORATORY		1			1
UNIVERSITY OF TEXAS AT EL PASO, THE			1	100%	1
FAMILY PRACTICE OF CENTRAL FLORIDA PA			1	100%	1
Crisp Regional Nursing and Rehab Center		1			1
ROSLYN INTERNAL MEDICINE		1			1
MEMORIAL HOSPITAL WEST			1	100%	1
MEDEXPRESS URGENT CARE - WICHITA, N MAIZE RD		1			1
Life Care Center of Paradise Valley		1			1
VIVEX/UMTB BIOMEDICAL			1	100%	1
SIGNATURE CARE MIDLAND			1	100%	1
SANT JOSEPH'S HOSPITAL AND MEDICAL CENTER		1			1
MEA PRIMARY CARE PLUS BYRAM			1	100%	1
SUN CLINICAL LABORATORIES			1	100%	1
EDGAR PRICE FAMILY & CHILDREN HEALTHCARE CENTER			1	100%	1
ORCHID TERRACE		1			1
GADSDEN FAMILY PRACTICE		1			1

COVID-19: testing by laboratory

Data through Jan 18, 2021 verified as of Jan 19, 2021 at 09:25 AM

Data in this report are provisional and subject to change.

The numbers in the table below represent the number of Florida and non-Florida residents for whom test results were received by the Department of Health. A person can be tested by more than one laboratory and can have both positive and negative results. **Therefore, the sum of the numbers in each column will be larger than the total number of people tested.**

Reporting lab	Inconclusive	Negative	Positive	Percent positive	Total
VISTA LAKE ASSISTED LIVING			1	100%	1
LIFE CARE CENTER OF HILTON HEAD		1			1
HUNEYCUTT FAMILY PRACTICE			1	100%	1
Kroger 390 - The Little Clinic North College Hill		1			1
SAN JOSE CLINIC		1			1
THE HEART HOSPITAL BAYLOR PLANO			1	100%	1
BATESVILLE - SHERWOOD URGENT CARE			1	100%	1
THE INTERNAL MEDICAL GROUP		1			1
EVANS FAMILY CARE PA			1	100%	1
MEDEXPRESS URGENT CARE-BRENTWOOD		1			1
HNL LAB MEDICINE		1			1
BEAUMONT HOSPITAL			1	100%	1
SAINT BARNABAS MEDICAL CENTER		1			1
METROPOLITAN			1	100%	1
JAX FAMILY CARE		1			1
VA OPTOMETRY CLINIC			1	100%	1
MD NOW MEDICAL CENTERS, INC			1	100%	1
JACKSON MADISON CO. GEN. HOSPITAL			1	100%	1
Kroger 687 - The Little Clinic Sugar Hill			1	100%	1
THEDACARE FAMILY MEDICINE GATEWAY			1	100%	1
KEY WEST BRANCH MEDICAL CLINIC			1	100%	1
MEMORIAL HEALTH SYSTEM		1			1
SMA BEHAVIORAL HEALTH SERVICES INC		1			1
Luther Acres Manor		1			1
USF PHYSICIANS GROUP			1	100%	1
CORDOVA FAMILY PRACTICE			1	100%	1
BLOOD SYSTEMS LABORATORIES			1	100%	1
MEDEXPRESS URGENT CARE - LINCOLN		1			1
HEALTH GUAGE			1	100%	1
SUMMERFIELD PAIN MANAGEMENT			1	100%	1
LABORATORY COPORATION OF AMERICA			1	100%	1
MEDEXPRESS URGENT CARE - LEOMINSTER		1			1
Kroger 409 - The Little Clinic Hebron Marketplace			1	100%	1
APPLECARE URGENT CARE KINGSLAND			1	100%	1
ACCESS FAMILY CARE LLC			1	100%	1
Ravenwood Speciality Care		1			1
AZALEALAND NURSING HOME		1			1
PROGENESIS INC			1	100%	1
MEDICAL CITY NORTH HILLS			1	100%	1
MINUTE CLINIC LLC #0169		1			1
PRIMEX CLINICAL LABORATORIES INC			1	100%	1
ISLAND NURSING HOME			1	100%	1
QC LABORATORY			1	100%	1
BLACK STALLION WALK IN AND EXERCISE CLINICS LLC		1			1
PRIME CARE FAMILY MEDICINE			1	100%	1
EXCEPTIONAL EMERGENCY CENTER			1	100%	1
MINUTE CLINIC LLC #1909		1			1

COVID-19: testing by laboratory

Data through Jan 18, 2021 verified as of Jan 19, 2021 at 09:25 AM

Data in this report are provisional and subject to change.

The numbers in the table below represent the number of Florida and non-Florida residents for whom test results were received by the Department of Health. A person can be tested by more than one laboratory and can have both positive and negative results. **Therefore, the sum of the numbers in each column will be larger than the total number of people tested.**

Reporting lab	Inconclusive	Negative	Positive	Percent positive	Total
MED-LAKE LABORATORY			1	100%	1
ADVANCE MD CARE			1	100%	1
LAKE MARY OPTUM FLORIDA			1	100%	1
SILVER SPRINGS SHORES DIALYSIS			1	100%	1
Raleigh Center (WV)			1	100%	1
US LABORATORIES			1	100%	1
BRISTOL REGINAL MEDICAL CENTER			1	100%	1
SEWALLS POINT PHARMACY INC			1	100%	1
MINUTE CLINIC DIAGNOSTIC MED GRP OF CA		1			1
CVS AZ69POCT PEORIA		1			1
KIOSK MEDICINE KENTUCKY LLC		1			1
LAKE VIEW COURT		1			1
GOOD SAMARITAN SOCIETY-FOREST CITY		1			1
ADVANCE HEALTH AND WELLNESS SOLUTIONS			1	100%	1
Big River Nursing and Rehab		1			1
ORLANDO HEALTH MEDICAL GROUP			1	100%	1
Baypoint Healthcare Center			1	100%	1
EVENTIDE LUTHERAN HOME		1			1
LAURELLWOOD NURSING CENTER		1			1
BAPTIST MINOR MEDICAL CENTER			1	100%	1
NEMOURS CHILDRENS PRIMARY CARE CLERMONT			1	100%	1
CVS NC3319POCT CHARLOTTE		1			1
THE MEDICAL CENTER AT BOWLING GREEN			1	100%	1
SHANDS JACKSONVILLE CLINICAL CENTER			1	100%	1
Chateau Girardeau			1	100%	1
MINUTE CLINIC DIAGNOSTIC PA			1	100%	1
MINUTECLINIC DIAGNOSTIC OF KANSAS, PC		1			1
HALIFAX HEALTH PRIMARY CARE			1	100%	1
CERMAK HEALTH SERVICES			1	100%	1
ADVANCED RESEARCH AND DIAGNOSTIC LABORATORY UNIVERSITY OF MINNESOTA			1	100%	1
SOUTHEASTERN PATHOLOGY ASSOCIATES			1	100%	1
MAYO CLINICAL LABORATORIES		1			1
MADISON FACILITY INC			1	100%	1
MAYO CLINIC OUTPATIENT DIALYSIS CENTER			1	100%	1
OAK HAVEN REHAB AND NURSING CENTER			1	100%	1
SOUTH FLORIDA PEDIATRIC PARTNERS			1	100%	1
Niles Nursing and Rehab. Center		1			1
VALLEY HOSPITAL MEDICAL CENTER		1			1
MRMC LAB MICRO			1	100%	1
PRISMA HEALTH TUOMEY LABORATORY			1	100%	1
SOLARIS HEALTHCARE PLANT CITY		1			1
CHIPOLA QUICK CARE			1	100%	1
HARBOR BEACH NURSING AND REHABILITATION CENTER			1	100%	1
KAISER PERMANENTE REGIONAL REFERENCE LABORATORY		1			1
CVS M08595POCT RAYMORE		1			1
ST CHARLES BEND LABORATORY			1	100%	1
CVS OH3301POCT WOODMERE		1			1

COVID-19: testing by laboratory

Data through Jan 18, 2021 verified as of Jan 19, 2021 at 09:25 AM

Data in this report are provisional and subject to change.

The numbers in the table below represent the number of Florida and non-Florida residents for whom test results were received by the Department of Health. A person can be tested by more than one laboratory and can have both positive and negative results. **Therefore, the sum of the numbers in each column will be larger than the total number of people tested.**

Reporting lab	Inconclusive	Negative	Positive	Percent positive	Total
FOUNDATION LABORATORY			1	100%	1
TITUSVILLE REHABILITATION AND NURSING CENTER		1			1
SOUTHERN SPRINGS HEALTH CARE		1			1
NORWALK HOSPITAL			1	100%	1
BAYCARE OUTREACH LAB			1	100%	1
Cerenity Senior Care-White Bear Lake		1			1
GSM OCED Subsection			1	100%	1
INTERNAL MEDICINE GROUP OF CENTRAL FLORIDA			1	100%	1
REGIONAL MED CTR BAYONET POINT			1	100%	1
STONECREST MEDICAL CENTER		1			1
MEDONE URGENT CARE			1	100%	1
SANTA ROSA PEDIATRICS			1	100%	1
USCG AIR STATION CLEARWATER CLINIC			1	100%	1
OMAHA VA MEDICAL CENTER			1	100%	1
BIODORON LABORATORIES			1	100%	1
VERITAS GENETICS, INC.			1	100%	1
WALGREENS # 12338		1			1
Buena Vista Care Center		1			1
Bivins Pointe			1	100%	1
VISTA DEL SOL MED ASSOC		1			1
INNOVATIVE CARE II LLC			1	100%	1
HEALTH EXPRESS		1			1
MAINE HEALTH AND ENVIRONMENTAL TESTING LABORATORY			1	100%	1
CELEBRATION FAMILY PHYSICIANS LLC			1	100%	1
FALKVILLE HEALTHCARE		1			1
MINIUTECLINIC DIAG OF IND, LLC #6553		1			1
Mountain City Care and Rehabilitation Center		1			1
CENTRAL FL INTERNAL MEDICINE ASSOCIATES LLC		1			1
ENZO LABS INC			1	100%	1
EVEXIA DIAGNOSTICS			1	100%	1
SHANNON MEDICAL CENTER			1	100%	1
PALM SPRINGS GENERAL HOSPITAL			1	100%	1
PUTNAM CO HOSPITAL-D/B/A ASBURY TOWERS		1			1
ONslow COUNTY HEALTH DEPARTMENT			1	100%	1
San Antonio Residence and Rehabilitation Center		1			1
NEW YORK STATE DEPARTMENT OF HEALTH			1	100%	1
KENDALL PEDIATRICS PARTNERS LLC			1	100%	1
UABC			1	100%	1
SOFTCELL L-FORM LABORATORIES, LLC			1	100%	1
El Paso Health Care Center			1	100%	1
BAYLOR SCOTT & WHITE ALL SAINTS MEDICAL CENTER FT			1	100%	1
HARTFORD HEALTH CARE & REHABILITATION			1	100%	1
Kroger 125 - The Little Clinic Castle Rock		1			1
BAPTIST HEALTH MEDICAL PLAZA			1	100%	1
PUBLIX PHARMACY #1114			1	100%	1
TEXAS HEALTH ARLINGTON MEMORIAL		1			1
Acts Manor House		1			1

COVID-19: testing by laboratory

Data through Jan 18, 2021 verified as of Jan 19, 2021 at 09:25 AM

Data in this report are provisional and subject to change.

The numbers in the table below represent the number of Florida and non-Florida residents for whom test results were received by the Department of Health. A person can be tested by more than one laboratory and can have both positive and negative results. **Therefore, the sum of the numbers in each column will be larger than the total number of people tested.**

Reporting lab	Inconclusive	Negative	Positive	Percent positive	Total
VANDERBILT UNIVERSITY MEDICAL CENTER			1	100%	1
ADVENTHEALTH MEDICAL GROUP ADULT AND SENIOR HEALTH			1	100%	1
HIGHLANDS CLINICAL LABORATORY			1	100%	1
DSI LABORATORIES-NAPLES-7TH			1	100%	1
Princeton Place			1	100%	1
CVS IL3163POCT OAK PARK		1			1
CVS PA1671POCT LANCASTER		1			1
SOUTHERN FAMILY HEALTH			1	100%	1
American Fork Care Center dba Heritage Care Center		1			1
MOUNT SINAI COMPREHENSIVE CANCER CENTER			1	100%	1
LEELANAU OPCO, LLC		1			1
THE CHRIST HOSPITAL			1	100%	1
NORTH COUNTRY FAMILY HEALTH CENTER INC		1			1
PHYSICIANS PRIMARY CARE LEHIGH PEDS			1	100%	1
HAMILTON COUNTY HEALTH DEPARTMENT		1			1
MEDEXPRESS URGENT CARE - LAWRENCE		1			1
PROGRESSIVE MEDICAL LAB LLC			1	100%	1
Kroger - KRO01100688			1	100%	1
ADVENTHEALTH MEDICAL GROUP FAMILY AND INTERNAL			1	100%	1
LOWER KEYS COMMUNITY HEALTH CENTER			1	100%	1
NORTH SHORE HEMATOLOGY-ONCOLOGY ASSOCIATES PC		1			1
COASTAL PEDIATRICS LLC			1	100%	1
CVS MO4850POCT SPRINGFIELD		1			1
EAST COAST INSTITUTE FOR RESEARCH LLC			1	100%	1
UNIVERSITY OF MIAMI MILLER SCHOOL			1	100%	1
BLOSSOMS ASSISTED LIVING 1 LLC			1	100%	1
OPTIMAL MEDICINE INC		1			1
VIVIAN SIMMONS FAMILY PRACTICE			1	100%	1
BNJ		1			1
MEDEXPRESS URGENT CARE - DERBY N ROCK		1			1
Parkside Manor		1			1
WINNIFRED ASSISTED LIVING FACILITY INC		1			1
MEDICAL PAVILION CLINIC			1	100%	1
WELLSNOW URGENT CARE-OSWEGO			1	100%	1
UNIVERSITY OF MIAMI SCCC RESEARCH LABORATORY			1	100%	1
Imperial Healthcare Centre			1	100%	1
CHRISTUS SPOHN HOSPITAL			1	100%	1
CITRONELLE HEALTH AND REHABILITATION CENTER		1			1
OMNICARE PHARMACY OF TEXAS 1, LP		1			1
ULTIMATE ANALYSIS LABORATORY			1	100%	1
ADVANCED HEALTHCARE ASSOCIATES		1			1
WINDSOR MANOR			1	100%	1
Long Beach Care Center			1	100%	1
PATIENT FIRST - LEESBURG			1	100%	1
CVS MD2956POCT NEW MARKET			1	100%	1
WINCHESTER HOSPITAL			1	100%	1
CQUENTIA NGS, LLC			1	100%	1

COVID-19: testing by laboratory

Data through Jan 18, 2021 verified as of Jan 19, 2021 at 09:25 AM

Data in this report are provisional and subject to change.

The numbers in the table below represent the number of Florida and non-Florida residents for whom test results were received by the Department of Health. A person can be tested by more than one laboratory and can have both positive and negative results. **Therefore, the sum of the numbers in each column will be larger than the total number of people tested.**

Reporting lab	Inconclusive	Negative	Positive	Percent positive	Total
NANCY M WORTHINGTON MD PA			1	100%	1
MED TECH CLINICAL LABORATORY		1			1
WATERS EDGE ELEMENTARY SCHOOL			1	100%	1
CVS OH2342POCT WEST CHESTER		1			1
APS-SUMMIT CARE PHARMACY, LLC DBA OMNICARE		1			1
QUEST DIAGNOSTICS INCORPORATED			1	100%	1
CVS GA3766POCT DACULA			1	100%	1
FAITH FAMILY PRACTICE			1	100%	1
CONTINENTAL HOME HEALTH CARE INC			1	100%	1
PEDIATRIC ASSOCIATES - MIAMI LAKES		1			1
Sears Coastal Nursing and Rehab		1			1
CVS CT718POCT ANSONIA		1			1
HATLEY HEALTH CARE, INC		1			1
ARCADIA DIALYSIS CENTER			1	100%	1
PEDIATRIC ASSOCIATES - DORAL			1	100%	1
NATIONAL INSTITUTES OF HEALTH CLINICAL CENTER			1	100%	1
SUNCOAST BEHAVIORAL HEALTH CENTER			1	100%	1
LabCorp L#09258295 M#09258285			1	100%	1
COMMUNITY MEDICAL CENTER-ORANGE CITY		1			1
WMC HEALTH GROUP OF KISSIMMEE LLC			1	100%	1
DECATUR MORGAN HOSPITAL - DECATUR GENE		1			1
JMC TALLAHASSEE, LLC			1	100%	1
HALEYVILLE HEALTH CARE CENTER		1			1
SOUTH FLORIDA BAPTIST HOSPITAL			1	100%	1
MINUTE CLINIC LLC #10203		1			1
HEARTLAND OF ZEPHYRHILLS FL, LLC			1	100%	1
CENTRAL TX URGENT CARE			1	100%	1
MEDEXPRESS URGENT CARE - BROOKHAVEN		1			1
Rehab Select of Talladega		1			1
HAVASU REGIONAL MEDICAL CENTER			1	100%	1
Community Care Center of Heritage House, LLC			1	100%	1
BRUSHY CREEK FAMILY HOSPITAL			1	100%	1
BOSTON MEDICAL CENTER			1	100%	1
YOUR HEALTH PEDIATRICS INC			1	100%	1
NORTHEAST FLORIDA HEALTH SERVICES			1	100%	1
EDWARD HOSPITAL			1	100%	1
COASTAL SKIN SURGERY AND DERMATOLOGY PL		1			1
RAJ K PAI MD PA			1	100%	1
MEDEXPRESS URGENT CARE - PATRICK STREE			1	100%	1
15 TO KNOW			1	100%	1
ADVANCE CARDIOVASCULAR IMAGING, INC			1	100%	1
MEDEXPRESS URGENT CARE - WESTFIELD, E MAIN ST			1	100%	1
ONPOINT URGENT CARE			1	100%	1
Regency Square			1	100%	1
STANLY REGIONAL MEDICAL CENTER			1	100%	1
FLORIDA DEPARTMENT OF HEALTH IN CITRUS COUNTY		1			1
FLORIDA STATE UNIVERSITY HEALTH SERVICES			1	100%	1

COVID-19: testing by laboratory

Data through Jan 18, 2021 verified as of Jan 19, 2021 at 09:25 AM

Data in this report are provisional and subject to change.

The numbers in the table below represent the number of Florida and non-Florida residents for whom test results were received by the Department of Health. A person can be tested by more than one laboratory and can have both positive and negative results. **Therefore, the sum of the numbers in each column will be larger than the total number of people tested.**

Reporting lab	Inconclusive	Negative	Positive	Percent positive	Total
NORTH SHORE HEMATOLOGY-ONCOLOGY ASSOCIATES		1			1
NORDX			1	100%	1
Kroger 647 - The Little Clinic Newnan Crossings			1	100%	1
CVS TX1104POCT ALLEN		1			1
MEDEXPRESS URGENT CARE - ANDERSON		1			1
MINUTECLINIC DIAGNOSTIC OF KENTUCKY		1			1
UNITED HEALTHCARE			1	100%	1
Garden Villa Bedford		1			1
APOLLOMDX LLC			1	100%	1
COSTCO PHARMACY #1023			1	100%	1
PALM WEST INTERNIST PA			1	100%	1
DEL PRADO MEDICAL CENTER, INC		1			1
HARDEE COUNTY FIRE RESCUE		1			1
WINTER GARDEN CHILDREN'S HEALTH CENTERS			1	100%	1
MEMORIAL HERMANN MEDICAL GROUP-ATASCOCITA PEDS			1	100%	1
Bolingreen Health and Rehabilitation		1			1
NORTHERN KENTUCKY HEALTH DEPARTMENT			1	100%	1
CVS KS4521POCT SHAWNEE		1			1
Peninsula Nursing and Rehabilitation Center		1			1
POPLAR HEALTHCARE			1	100%	1
MEDICAL LIFE-INC GUIDEWELL EMERGENCY MEDICINE			1	100%	1
MERCYONE DES MOINES MEDICAL CENTER			1	100%	1
Harbert Hills Academy Nursing Home		1			1
KROGER 915 - THE LITTLE CLINIC ANDERSON			1	100%	1
HAYS CLINICAL LAB			1	100%	1
ANDREWS INSTITUTE AMBULATORY SURGERY CENTER		1			1
WillowBrooke Court at Westminster Village		1			1
ADVANCED INDIVIDUALIZED MEDICINE OF NAPLES			1	100%	1
OXY-GENLAB			1	100%	1
LAKELAND MEDICAL CENTER			1	100%	1
CVS PA813POCT RICHBORO		1			1
Garden Isle Healthcare and Rehabilitation Center		1			1
Alden Lincoln Park			1	100%	1
Kroger 020 - The Little Clinic Wheat Ridge		1			1
Florida Baptist Retirement Center		1			1
CENTRAL FLORIDA HOSPITALIST			1	100%	1
CLIFTON-FINE HOSPITAL LABORATORY		1			1
HELEN HAYES HOSPITAL LABORATORY		1			1
CACERES SPECIALIZED GYNECOLOGY		1			1
MEMORIAL HOSPITAL MIRAMAR WAIVED TESTING			1	100%	1
Walgreens #5421		1			1
ISLANDS ASSISTED LIVING FACILITY,THE			1	100%	1
Elm Crest Senior Living Community		1			1
Remarkable Healthcare Dallas			1	100%	1
BAPTIST HOSPITAL EAST			1	100%	1
UHEALTH CORAL SPRINGS			1	100%	1
UCH LAB			1	100%	1

COVID-19: testing by laboratory

Data through Jan 18, 2021 verified as of Jan 19, 2021 at 09:25 AM

Data in this report are provisional and subject to change.

The numbers in the table below represent the number of Florida and non-Florida residents for whom test results were received by the Department of Health. A person can be tested by more than one laboratory and can have both positive and negative results. **Therefore, the sum of the numbers in each column will be larger than the total number of people tested.**

Reporting lab	Inconclusive	Negative	Positive	Percent positive	Total
HEALTH PARTNERS REGIONAL HOSPITAL			1	100%	1
Kingston Care Center of Fort Wayne		1			1
BSA PHYSICIANS GROUP, INC D/B/A BSA FAMILY MEDICAL			1	100%	1
The Evangelical Lutheran Good Samaritan Society Prescott Village		1			1
MINUTECLINIC DIAG OF IND, LLC #6697		1			1
SPINE & PAIN CONSULTANT PLLC		1			1
NORTH FL SOUTH GA HCS-LAKE CITY			1	100%	1
CONNECTICUT PEDIATRICS @ CHC		1			1
CAREWELL 203			1	100%	1
Heritage Health of Peru			1	100%	1
WYOMING COUNTY DEPARTMENT OF HEALTH		1			1
Oregon Veterans Home The Dalles		1			1
MINUTECLINIC DIAGNOSTIC OF OHIO #6139		1			1
The Center at Centennial			1	100%	1
EAST TENNESSEE STATE UNIVERSITY		1			1
AURORA CONSOLIDATED LABORATORY			1	100%	1
NORTH BROWARD MEDICAL CENTER			1	100%	1
GATEWAY HEALTHCARE, PC			1	100%	1
BROOKS REHAB			1	100%	1
Riviera Health Resort		1			1
DOCTORS CARE OF PALM COAST			1	100%	1
Hillside Manor Rehabilitation and Extended Care Center		1			1
PCR DIAGNOSTICS			1	100%	1
VILLAGES HEALTH SYSTEM, LLC, THE			1	100%	1
ALLEGANY COUNTY DEPARTMENT OF HEALTH		1			1
ACCURATE HEALTH SERVICES CORP			1	100%	1
MOUNT SINAI MEDICAL CENTER OF FLORIDA, INC			1	100%	1
MICROBIOLOGY DEPARTMENT			1	100%	1
UNIVERSITY OF SOUTH FLORIDA			1	100%	1
SHAMRA MEDICAL LABORATORY			1	100%	1
SKY RIDGE MEDICAL CENTER - MICRO			1	100%	1
FIU HEALTH CARE CENTER			1	100%	1
UMASS MEMORIAL/MARLBORO HOSPITAL			1	100%	1
VA OUTPATIENT PHARMACY			1	100%	1
FORT LOUDOUN PRIMARY CARE		1			1
HELIX BIOMEDICS LLC			1	100%	1
MARYLAND DEPARTMENT OF HEALTH AND MENTAL HYGIENE-LABORATORIES			1	100%	1
CARENOW URGENT CARE - SPRING			1	100%	1
MIAMI CEREBRAL PALSY RESIDENTIAL			1	100%	1
MINUTECLINIC, LLC #07876			1	100%	1
MINNESOTA DEPARTMENT OF HEALTH LABORATORY			1	100%	1
CVS NC2357POCT HUNTERSVILLE		1			1
BAPTIST HEALTH SURGERY CENTER			1	100%	1
WW Chem Auto SS			1	100%	1
SPRINGBROOK HOSPITAL			1	100%	1
CARTERSVILLE MEDICAL CENTER			1	100%	1
ACCESS HEALTH CARE PHYSICIANS LLC			1	100%	1

COVID-19: testing by laboratory

Data through Jan 18, 2021 verified as of Jan 19, 2021 at 09:25 AM

Data in this report are provisional and subject to change.

The numbers in the table below represent the number of Florida and non-Florida residents for whom test results were received by the Department of Health. A person can be tested by more than one laboratory and can have both positive and negative results. **Therefore, the sum of the numbers in each column will be larger than the total number of people tested.**

Reporting lab	Inconclusive	Negative	Positive	Percent positive	Total
TRUCARE LIVING CENTERS - SELMA			1	100%	1
DEPT OF VA MEDICAL CENTER - MIAMI			1	100%	1
WAYNE COUNTY PUBLIC HEALTH		1			1
PEDIATRIC URGENT CARE CENTR OF FORT WORTH-LA GRAN			1	100%	1
GATEWAY LABORATORIES		1			1
NEW MILFORD HOSPITAL			1	100%	1
LAKELAND REGIONAL HEALTH GRASSLANDS		1			1
LAKE PEDIATRICS			1	100%	1
SIGNATURE CARE COLLEGE STATION			1	100%	1
MARYLAND DEPARTMENT OF HEALTH AND MENTAL HYGIENE			1	100%	1
KIDS CARE PEDIATRICS PA			1	100%	1
ST JOHN'S MEDICAL CENTER, TETON VILLAGE			1	100%	1
BRONSON METHODIST HOSPITAL			1	100%	1
MAYO CLINIC BEACHES PRIMARY CARE CTR		1			1
ADVENTHEALTH MEDICAL GROUP COMMUNITY MEDICINE			1	100%	1
DE TAR HOSPITAL			1	100%	1
BLUETAIL MEDICAL GROUP, LLC			1	100%	1
HACKENSACK UNIVERSITY MEDICAL CENTER		1			1
HOME AIDE SVC OF EASTERN NY INC D/B/A		1			1
KINGWOOD EMERGENCY HOSPITAL			1	100%	1
CONSULATE HEALTH CARE OF VERO BEACH			1	100%	1
MINUTECLINIC DIAGNOSTICS OF OKLAHOMA		1			1
WELLMED AT FORT PIERCE		1			1
PINEVILLE PHARMACY			1	100%	1
PRINCIPLE DIAGNOSTICS LLC			1	100%	1
MORNINGSIDE NURSING AND REHABILITATION		1			1
RM PHARMACY SERVICES INC		1			1
GOSHEN MEDICAL CENTER			1	100%	1
CONVENIENT MEDICAL AND HEALTH SERVICES			1	100%	1
UMMC MIDTOWN CAMPUS			1	100%	1
MEDCOR CORPORATE CLINIC			1	100%	1
MINUTECLINIC DIAGNOSTIC OF OHIO #4401		1			1
UNIVERSITY URGENT CARE			1	100%	1
HUMC		1			1
PATHOLOGY		1			1
IZ MEDICAL		1			1
EASTSIDE URGENT CARE			1	100%	1
ALPHA CLINICAL LABORATORY CORP.			1	100%	1
FAMILY PRACTICE ASSOCIATES		1			1
NONA MEDICAL ARTS		1			1
HEARTLAND REGIONAL MEDICAL CENTER		1			1
RIVERSIDE COUNTY PUBLIC HEALTH LABORATORY			1	100%	1
CVS IL8753POCT CHICAGO		1			1
CHP COVID-19 (TX)			1	100%	1
BROOKDALE VERO BEACH SOUTH AL		1			1
NEW YORK CITY DEPARTMENT OF HEALTH			1	100%	1
BAYLOR SCOTT & WHITE MEDICAL SURGICAL CLINIC			1	100%	1

COVID-19: testing by laboratory

Data through Jan 18, 2021 verified as of Jan 19, 2021 at 09:25 AM

Data in this report are provisional and subject to change.

The numbers in the table below represent the number of Florida and non-Florida residents for whom test results were received by the Department of Health. A person can be tested by more than one laboratory and can have both positive and negative results. **Therefore, the sum of the numbers in each column will be larger than the total number of people tested.**

Reporting lab	Inconclusive	Negative	Positive	Percent positive	Total
HENRY FORD WEST BLOOMFIELD HOSPITAL			1	100%	1
FAIRVIEW SOUTHDALE			1	100%	1
GIBSON AREA PRIMARY CARE			1	100%	1
HARRIS URGENT CARE CENTER			1	100%	1
Diversicare of Smyrna		1			1
CLERMONT PEDIATRICS, PA			1	100%	1
MEDICAL ASSOCIATES OF BREVARD LLC		1			1
WESLEY MEDICAL CENTER			1	100%	1
Kroger 522 - The Little Clinic Gahanna		1			1
BAPTIST HOSPITAL NURSING/PATIENT CARE			1	100%	1
Kroger 895 - The Little Clinic Green Hills		1			1
MEADOWS PARK HEALTH AND REHABILITATION		1			1
SPECTRUM LABORATORY			1	100%	1
CARESPOT - LEE VISTA			1	100%	1
HUMILITY OF MARY HEALTH PARTNERS			1	100%	1
Chateau Living Center			1	100%	1
PREMIER PEDIATRICS			1	100%	1
BOND COUNTY HEALTH DEPARTMENT			1	100%	1
MEDEXPRESS URGENT CARE - SPRINGFIELD, COOLEY ST		1			1
Shoreline Care Center			1	100%	1
BROOKSVILLE REGIONAL HOSPITAL			1	100%	1
BAYMEADOWS PEDIATRIC CARE		1			1
HENRY FORD HOSPITAL			1	100%	1
CARE CENTERS OF NASSAU, LLC - HENDRICKS RD		1			1
TAMPA HEALTH CARE PROVIDERS PA		1			1
EH FARGO HOSPITAL LABORATORY			1	100%	1
Strasburg Care Center		1			1
CARESPOT EXPRESS HEALTHCARE BOYNTON BEACH			1	100%	1
Walgreens #5065		1			1
University Plaza Rehabilitation and Nursing			1	100%	1
THE TOLEDO HOSPITAL			1	100%	1
SHELBYVILLE HOSPITAL COMPANY		1			1
RIDGEFIELD PEDIATRIC ASSOCIATES		1			1
LADY OF THE SEA HOSPITAL LAB			1	100%	1
ADVENTHEALTH PHYSICIAN GROUP - APPLEWOOD			1	100%	1
CARDIAC AND VASCULAR CONSULTANTS MD PA		1			1
WARE EXPRESS CARE			1	100%	1
HABANA HEALTH CARE CENTER			1	100%	1
ALLIED PEDIATRICS & FAMILY MEDICINE			1	100%	1
MEDEXPRESS URGENT CARE - MARTINSVILLE		1			1
TENNOVA ER - SANGO			1	100%	1
HALIFAX FAMILY HEALTH CENTER			1	100%	1
OHIOHEALTH URGENT CARE			1	100%	1
WEILL CORNELL MEDICAL ASSOCIATES - EAST SIDE		1			1
HUNTSVILLE HOSPITAL			1	100%	1
CVS IL7017POCT BLOOMINGTON		1			1
MOUNT SINAI MEDICAL CENTER AVENTURA ER			1	100%	1

COVID-19: testing by laboratory

Data through Jan 18, 2021 verified as of Jan 19, 2021 at 09:25 AM

Data in this report are provisional and subject to change.

The numbers in the table below represent the number of Florida and non-Florida residents for whom test results were received by the Department of Health. A person can be tested by more than one laboratory and can have both positive and negative results. **Therefore, the sum of the numbers in each column will be larger than the total number of people tested.**

Reporting lab	Inconclusive	Negative	Positive	Percent positive	Total
FLORIDA HOSPITAL LAB			1	100%	1
DISCOVERY AT HOME, LLC			1	100%	1
Kroger 353 - The Little Clinic Harpers Point		1			1
CARENOW-MONTGOMERY			1	100%	1
CVS TN7698POCT KNOXVILLE		1			1
PALMETTO PRIMARY CARE PHYSICIANS			1	100%	1
Kroger 635 - The Little Clinic Dacula		1			1
ALLIANCE LABORATORY SERVICES CORPORATION OF AMERICA			1	100%	1
MEDEXPRESS URGENT CARE - ROSS TOWNSHIP		1			1
Rio Grande City Nursing and Rehab Center			1	100%	1
LAKE BALDWIN			1	100%	1
KEY WEST HMA PHYSICIAN MANAGEMENT, LLC			1	100%	1
SANTA BARABARA ALF LLC (THE WINDSOR)			1	100%	1
CURELOGICS WOUND CARE & HYPERBARIC CENTER		1			1
CVS NC5591POCT STATESVILLE			1	100%	1
bishop rehabilitation and nursing center		1			1
BAPTIST HEALTH PRIMARY CARE AT DORAL			1	100%	1
MID FLORIDA COMMUNITY SERVICES			1	100%	1
MEDEXPRESS URGENT CARE, EDWARDSVILLE		1			1
DIVERSICARE OF BIG SPRINGS		1			1
ASSISTED LIVING AT TREZEVANT		1			1
LAKEVIEW HEALTH CARE SYSTEM LLC			1	100%	1
Kroger 627 - The Little Clinic Castleberry			1	100%	1
INLET CONCIERGE MEDICINE			1	100%	1
MIAMI VASCULAR SURGERY			1	100%	1
DEPARTMENT OF HEALTH AND ENVIRONMENTAL CONTROL			1	100%	1
AMD			1	100%	1
OPTUM OF HIALEAH		1			1
ST LUCIE COUNTY HEALTH DEPARTMENT			1	100%	1
MEDEXPRESS URGENT CARE - WAYNESBURG		1			1
ST VINCENTS AMBULATORY CARE INC			1	100%	1
CVS OH3458POCT BEAVERCREEK		1			1
CHILDREN'S MEDICAL CENTER-EAST ORLANDO			1	100%	1
NFRC CLINICAL LAB			1	100%	1
BORINQUEN HEALTH CENTER			1	100%	1
LIFELINK TISSUE BANK D/B/A LIFELINK TISSUE BANK		1			1
ST JOHNS PEDIATRICS PA		1			1
KNOX COMMUNITY HOSPITAL			1	100%	1
TERRELL URGENT CARE			1	100%	1
CORNERSTONE OF RECOVERY INC		1			1
BROOKDALE LAKE TAVARES			1	100%	1
UPSON REGIONAL MEDICAL CENTER			1	100%	1
CVS NC7529POCT KNIGHTDALE		1			1
YOUR HEALTH PEDIATRICS			1	100%	1
MARINA DEL REY HOSPITAL LAB			1	100%	1
Portsmouth Health and Rehab			1	100%	1

COVID-19: testing by laboratory

Data through Jan 18, 2021 verified as of Jan 19, 2021 at 09:25 AM

Data in this report are provisional and subject to change.

The numbers in the table below represent the number of Florida and non-Florida residents for whom test results were received by the Department of Health. A person can be tested by more than one laboratory and can have both positive and negative results. **Therefore, the sum of the numbers in each column will be larger than the total number of people tested.**

Reporting lab	Inconclusive	Negative	Positive	Percent positive	Total
JUPITER PEDIATRIC ASSOCIATES, PA			1	100%	1
NICKLAUS CHILDREN'S DORAL OUTPATIENT CENTER			1	100%	1
MEDICAL ARTS LABORATORY			1	100%	1
NULEASE MEDICAL SOLUTIONS			1	100%	1
ADVANCE FAMILY PRACTICE LLC			1	100%	1
BAYLOR SCOTT AND WHITE MEDICAL CENTER -CENTENNIAL			1	100%	1
OCCUPATIONAL HEALTH CENTER		1			1
MYCLINIC, INC			1	100%	1
ASCARATE DIALYSIS			1	100%	1
PLANT CITY FAMILY CARE		1			1
Miller Health Care Center			1	100%	1
URGENTMED PLANTATION			1	100%	1
ADVENTHEALTH MEDICAL GROUP PEDIATRICS DIABETES & Kroger - KRO70300083			1	100%	1
RESIDENCES AT MIAMI / REIGN GARDENS LLC, THE			1	100%	1
CVS NJ2815POCT E BRUNSWICK		1			1
DESERT HOSPITAL/CPHU CLINICAL LABORATORY			1	100%	1
HEART HOSPITAL OF LAFAYETTE: EMERGENCY ROOM			1	100%	1
JACKSBORO URGENT CARE			1	100%	1
NEMOURS CHILDREN'S PRIMARY CARE			1	100%	1
TAMPA GENERAL MEDICAL GROUP LABORATORY HEALTHPARK			1	100%	1
NEMOURS CHILDREN'S PRIMARY CARE, ST CLOUD			1	100%	1
Kroger 350 - The Little Clinic New Cut Road		1			1
PREMIER FAMILY AND SPORTS MEDICINE LLC			1	100%	1
NORTH FLORIDA FAMILY MEDICINE			1	100%	1
URGENT CARE OF KANSAS CITY			1	100%	1
LP ELIZABETHTON		1			1
WATERBURY HOSPITAL REFERENCE LAB			1	100%	1
INTERMOUNTAIN MEDICAL CENTER			1	100%	1
DORAL KIDNEY CENTER			1	100%	1
MARQUETTE GENERAL HOSPITAL			1	100%	1
CVS IL7143POCT SCHAUMBURG		1			1
EAST FL CORE LAB			1	100%	1
TMH CANCER CENTER LABORATORY			1	100%	1
SYNEXUS CLINICAL RESEARCH US INC		1			1
REEVES COUNTY HOSPITAL DISTRICT			1	100%	1
Holly Hill Healthcare Center			1	100%	1
PELICAN STATE OUTPATIENT CENTER			1	100%	1
FRESENIUS KIDNEY CARE			1	100%	1
ADAMS COUNTY HEALTH DEPARTMENT			1	100%	1
JOSHUA E CHESIR MD		1			1
GRAND VILLA OF SARASOTA			1	100%	1
The Palms Nursing and Rehabilitation		1			1
ROYAL OAK MEDICAL CENTER LLC DBA CHARACTER FAMILY			1	100%	1
ADVANCED URGENT CARE CENTER			1	100%	1
NORTH RIVER FAMILY HEALTH CENTER			1	100%	1
Fairview			1	100%	1

COVID-19: testing by laboratory

Data through Jan 18, 2021 verified as of Jan 19, 2021 at 09:25 AM

Data in this report are provisional and subject to change.

The numbers in the table below represent the number of Florida and non-Florida residents for whom test results were received by the Department of Health. A person can be tested by more than one laboratory and can have both positive and negative results. **Therefore, the sum of the numbers in each column will be larger than the total number of people tested.**

Reporting lab	Inconclusive	Negative	Positive	Percent positive	Total
SOUTH BEND MEDICAL FOUNDATION			1	100%	1
Kroger 481 - The Little Clinic Houston Levee		1			1
SOUTHWOOD NURSING & RETIREMENT CENTER		1			1
GIFFORD MEMORIAL HOSPITAL		1			1
COVID TESTING LLC			1	100%	1
MOORE CLINICAL RESEARCH INC			1	100%	1
INSTANT MEDICAL CARE CENTER			1	100%	1
SOUTHWOOD HEALTHCARE CENTER		1			1
CAMBRIDGE HEALTH ALLIANCE			1	100%	1
Mountain View Manor			1	100%	1
SANFORD PEDIATRIC ASSOCIATES, PA			1	100%	1
LIFEGUARD AMBULANCE SERVICE LLC - BAY COUNTY			1	100%	1
CYPRESS VILLAGE REHAB CENTER		1			1
MINUTECLINIC DIAGNOSTIC OF OHIO #5060		1			1
UNIVERSITY OF BALTIMORE WASHINGTON MEDICAL CENTER			1	100%	1
PARRISH MEDICAL GROUP			1	100%	1
ORMC-ARDEN/EOI			1	100%	1
Longwood Community Living Center		1			1
DIVERSE MEDICAL CARE LLC			1	100%	1
Brookdale Southside			1	100%	1
CHILTON MEDICAL CENTER		1			1
MEDICAL ASSOCIATES OF THE SHOALS		1			1
LSU MEDICAL CENTER			1	100%	1
CARE STATION MEDICAL GROUP		1			1
Kroger 923 - The Little Clinic Centerville		1			1
BROOKDALE FORT MYERS LAKES PARK			1	100%	1
INNOVATIVE GENOMICS, LLC			1	100%	1
BUFFALO CROSSINGS HEALTHCARE AND REHABILITATION CENTER			1	100%	1
MINUTECLINIC MINUTECLINIC #3665		1			1
BROOKDALE PALM COAST		1			1
TMH PHYSICIAN PARTNERS			1	100%	1
NORTHEAST TEXAS DIALYSIS		1			1
Fairhaven Retirement Community		1			1
UPMC NORTHWEST HOSPITAL			1	100%	1
Kroger 523 - The Little Clinic Dickson			1	100%	1
CVS NV5942POCT LAS VEGAS		1			1
GEORGETOWN URGENT CARE			1	100%	1
SOUTHERN BREEZE HEALTHCARE			1	100%	1
FAMILY MEDICAL CLINIC KENDALL LLC			1	100%	1
AMERICAN LAB LLC		1			1
MOSAIC MEDICAL CENTER MARYVILLE			1	100%	1
MODERN URGENT CARE			1	100%	1
OAKWOOD HOSPITAL - SOUTHSHORE			1	100%	1
SMITH			1	100%	1
Waddell Nursing & Rehab Center		1			1
ORLANDO HEALTH PHYSICIAN GROUP			1	100%	1
BUENA VIDA ESTATES			1	100%	1

COVID-19: testing by laboratory

Data through Jan 18, 2021 verified as of Jan 19, 2021 at 09:25 AM

Data in this report are provisional and subject to change.

The numbers in the table below represent the number of Florida and non-Florida residents for whom test results were received by the Department of Health. A person can be tested by more than one laboratory and can have both positive and negative results. **Therefore, the sum of the numbers in each column will be larger than the total number of people tested.**

Reporting lab	Inconclusive	Negative	Positive	Percent positive	Total
NORTH FLORIDA CHILD DEVELOPMENT, INC			1	100%	1
C V S / PHARMACY #4396		1			1
UF KANAPAHA LAB BEAKER		1			1
SOUTHWEST ORLANDO FAMILY MEDICINE, PL			1	100%	1
CVS CA9165POCT SAN DIEGO		1			1
SOUTHEASTERN HEALTH FACILITES, INC		1			1
ALBANY MEDICAL CENTER			1	100%	1
RENOWN REGIONAL MEDICAL CENTER			1	100%	1
Sherwood Oaks Health Center			1	100%	1
ASSOCIATES MD MEDICAL GROUP INC			1	100%	1
PINNACLE DIALYSIS		1			1
Kroger 126 - The Little Clinic Cottonwood		1			1
Kroger 426 - The Little Clinic Suwanee		1			1
NORTHWEST FLORIDA SPECIALTY PHYSICIANS LLC		1			1
LOUIS STOKES CLEVELAND VA MEDICAL CENTER			1	100%	1
PASCO COUNTY HEALTH DEPARTMENT			1	100%	1
OCEAN REEF MEDICAL CENTER, LLC			1	100%	1
MEMORIAL HOSPITAL - BELLEVILLE			1	100%	1
NEW HORIZON PRIMARY CARE LLC			1	100%	1
PM PEDIATRICS OF BAYSIDE, PLLC - RIVE		1			1
PUBLIX PHARMACY # 1236			1	100%	1
SV MOBILE HEALTH			1	100%	1
SACRED HEART MEDICAL CENTER			1	100%	1
Gulf Coast health and Rehabilitation, LLC		1			1
NEVADA DEPARTMENT OF HEALTH AND HUMAN SERVICES			1	100%	1
WESTCOAST FAMILY PRACTICE		1			1
NEW YORK UNIVERSITY MEDICAL CENTER			1	100%	1
FLORIDA DEPARTMENT OF HEALTH SEMINOLE COUNTY		1			1
UNIVERSITY OF VERMONT MEDICAL CENTER			1	100%	1
CENTRAL CAROLINA HOSPITAL			1	100%	1
STEWART MEDICAL GROUP INC			1	100%	1
2504-HOMEWOOD		1			1
ALTA BATES SUMMIT MEDICAL CENTER CLINICAL LAB			1	100%	1
FRESENIUS KIDNEY CARE DUNEDIN			1	100%	1
MEDEX CLINIC LLC			1	100%	1
GRAND VILLA OF LAKELAND		1			1
Signature Healthcare of Georgetown		1			1
BL DIAGNOSTICS LLC			1	100%	1
ADVENTHEALTH DURAND			1	100%	1
MEDCOR, INC			1	100%	1
PARK AVENUE PEDIATRICS PC		1			1
NEMOURS CHILDREN'S URGEN CARE			1	100%	1
Chestnut Ridge Nursing & Rehab		1			1
Mill Valley Care Center		1			1
ALIMETRIX INC		1			1
GUIDEWELL EMERGENCY MEDICINE DOCTORS LLC #33			1	100%	1
HEALGEN SCIENTIFIC			1	100%	1

COVID-19: testing by laboratory

Data through Jan 18, 2021 verified as of Jan 19, 2021 at 09:25 AM

Data in this report are provisional and subject to change.

The numbers in the table below represent the number of Florida and non-Florida residents for whom test results were received by the Department of Health. A person can be tested by more than one laboratory and can have both positive and negative results. **Therefore, the sum of the numbers in each column will be larger than the total number of people tested.**

Reporting lab	Inconclusive	Negative	Positive	Percent positive	Total
CHIEFLAND MEDICAL CENTER			1	100%	1
MINUTECLINIC #2797		1			1
JMJ FAMILY PRACTICE			1	100%	1
ADVENTHEALTH MEDICAL GROUP SENIOR HEALTH AT			1	100%	1
Kroger 130 - The Little Clinic Colorado Springs		1			1
HARRINGTON PARK HEALTH AND REHAB		1			1
GREATER TAMPA AT HOME			1	100%	1
DIAGNOSTIC GROUP INTEGRATED HEALTHCARE			1	100%	1
MENORAH MANOR			1	100%	1
CALIFORNIA PUBLIC HEALTH LABORATORY			1	100%	1
BAYCARE OUTREACH LAB AT NEW TAMPA			1	100%	1
VA CBOC			1	100%	1
BOULDER COMMUNITY HOSPITAL			1	100%	1
Eagle Health and Rehabilitation		1			1
Villa Maria			1	100%	1
CARESOUTH HHA HOLDINGS OF THE TREASURE COAST LLC			1	100%	1
The Pines at Poughkeepsie Center for Nursing and Rehabilitation		1			1
BOSTON PUBLIC HEALTH COMMISSION			1	100%	1
SACRED HEART HEALTH SYSTEM- MIDWIFE PROGRAM			1	100%	1
NEWTON MEMORIAL HOSPITAL		1			1
Sanford Health & Rehabilitation			1	100%	1
ROCKLEDGE HEALTH & REHABILITATION CENTER			1	100%	1
FHCP ASC - ORANGE CITY			1	100%	1
LEE MEMORIAL HOSPITAL OUTPATIENT SURGERY CENTER			1	100%	1
UHS BINGHAMTON GENERAL			1	100%	1
SOUTHEASTERN INTEGRATED MEDICAL PL			1	100%	1
Excel Care Center			1	100%	1
PORTSMOUTH REG. HOSPITAL			1	100%	1
CVS OH3476POCT TIPP CITY		1			1
AUTUMN HOUSE			1	100%	1
GOOD SAMARITAN SOCIETY - DE SMET		1			1
MONROE COUNTY FIRE RESCUE		1			1
STUYVESANT URGENT CARE		1			1
MINUTECLINIC OF NEVADA-2955 S FT APACH		1			1
MISSOURI DEPARTMENT OF HEALTH AND SENIOR SERVICES - STATE PH LAB		1			1
WELLMED AT LINEBAUGH AVE			1	100%	1
DOCTORS CARE - AIKEN MALL			1	100%	1
BLANCHARD VALLEY HOSPITAL LABORATORY			1	100%	1
ORANGE PEDIATRICS PA			1	100%	1
ROSE MEDICAL CENTER LAB			1	100%	1
DIAMOND SPEEDWAY DIALYSIS			1	100%	1
SYCAMORE MEDICAL CENTER-KETTERING HEALTH NETWORK			1	100%	1
WESTEX URGENT CARE, PLLC			1	100%	1
FLORIDA MEDICAL CLINIC, LLC			1	100%	1
XSTREMEMD			1	100%	1
MERITUS MEDICAL CENTER			1	100%	1
SOUTHEAST MISSOURI HOSPITAL		1			1

COVID-19: testing by laboratory

Data through Jan 18, 2021 verified as of Jan 19, 2021 at 09:25 AM

Data in this report are provisional and subject to change.

The numbers in the table below represent the number of Florida and non-Florida residents for whom test results were received by the Department of Health. A person can be tested by more than one laboratory and can have both positive and negative results. **Therefore, the sum of the numbers in each column will be larger than the total number of people tested.**

Reporting lab	Inconclusive	Negative	Positive	Percent positive	Total
BOCA CIEGA CENTER			1	100%	1
BAPTIST EMERGENCY HOSPITAL KELLY			1	100%	1
ST JOSEPHS HOSPITAL SOUTH HOSPITAL			1	100%	1
MED CHOICE CENTER OF NORTH MIAMI			1	100%	1
Parkview Care Center			1	100%	1
NEW YORK PSYCHIATRIC INSTITUTE		1			1
CHI ST VINCENT LITTLE ROCK DIAGNOSTIC CLINIC			1	100%	1
MEDICAL ASSOCIATES OF PINELLAS - LAB			1	100%	1
MOUNT ST MARYS HOSPITAL OF NIAGARA FALLS			1	100%	1
BIOMAT ORLANDO		1			1
HARBORCHASE OF VILLAGES CROSSING			1	100%	1
AFFILIATED LABORATORIES INC			1	100%	1
GATEWAY FAMILY HEALTH CLINIC			1	100%	1
WELLPATH			1	100%	1
MEDEXPRESS - WILMINGTON CONCORD PIKE		1			1
COVE AT THE MARBELLA,THE			1	100%	1
WALGREENS #10308		1			1
METRO HEALTH HOSPITAL LABORATORY		1			1
SOUTHWEST FLORIDA DIVISION LAB			1	100%	1
PORT ORANGE NURSING & REHAB			1	100%	1
PALMA CEIA MED GROUP-SWANN		1			1
MERCY GENERAL HOSPITAL			1	100%	1
UNIVERSITY OF MIAMI PRIMARY CARE SITE UMHC 3039			1	100%	1
CVS MINUTE CLINIC DIAGNOSTIC MED GRP OF CAL		1			1
BRENTWOOD AT FORE RANCH			1	100%	1
COVENANT HEALTH		1			1
LIFESPAN HEALTH - SELMER		1			1
CVS NV5286POCT HENDERSON		1			1
MEDICAL CLINIC OF HOUSTON			1	100%	1
Life Care Center of Auburn		1			1
RAPID RESULT CORP LLC			1	100%	1
CRYSTAL RIVER FIRE DEPARTMENT			1	100%	1
ACCESS MEDICAL GROUP OF TAMPA INC			1	100%	1
MINUTECLINIC, LLC #1452		1			1
ST. LUKES HOSPITAL			1	100%	1
DEPARTMENT OF HEALTH SERVICES			1	100%	1
AKRON GENERAL MEDICAL CENTER MAIN		1			1
HEALTH FIRST MEDICAL GROUP LLC			1	100%	1
BASCOM PALMER-MICRO LAB			1	100%	1
ARNOLD PALMER HOSPITAL LAB POCT		1			1
AUGUSTA HEALTH CLINICAL LABORATORY			1	100%	1
HOUSTON DEPARTMENT OF HEALTH AND HUMAN SERVICES			1	100%	1
CVS IN8669POCT INDIANAPOLIS		1			1
Metairie Healthcare Center			1	100%	1
PUBLIX PHARMACY #0332		1			1
ARLINGTON ADULT RESIDENTIAL FACILITY, INC			1	100%	1
MEDEXPRESS URGENT CARE - DANVILLE		1			1

COVID-19: testing by laboratory

Data through Jan 18, 2021 verified as of Jan 19, 2021 at 09:25 AM

Data in this report are provisional and subject to change.

The numbers in the table below represent the number of Florida and non-Florida residents for whom test results were received by the Department of Health. A person can be tested by more than one laboratory and can have both positive and negative results. **Therefore, the sum of the numbers in each column will be larger than the total number of people tested.**

Reporting lab	Inconclusive	Negative	Positive	Percent positive	Total
TWIN			1	100%	1
TALLAHASSEE PRIMARY CARE ASSOCIATES PA			1	100%	1
Mayfair Village Nursing Care Center		1			1
SISTERS MISSION			1	100%	1
WEST COAST CLINICAL LABS INC			1	100%	1
MEMORIAL HERMANN HOSPITAL			1	100%	1
ENCOMPASS HEALTH HOME HEALTH		1			1
URGENT CARE CENTER OF PORT ORANGE LLC			1	100%	1
ARTHREX MEDICAL CENTER EAST			1	100%	1
ENCOMPASS HEALTH REHABILITATION			1	100%	1
ANY LAB TEST NOW JACKSONVILLE		1			1
SWIFTCARE URGENT CARE, PLLC			1	100%	1
DAVITA DIALYSIS-NORTH			1	100%	1
Avera Sr. James Care Center		1			1
MEDERI CARETENDERS VS OF SE FL LLC DBA			1	100%	1
SYNEOS HEALTH			1	100%	1
UMASS MEMORIAL MEDICAL CENTER, INC		1			1
MINUTE CLINIC INCORPORATE		1			1
JOHN KNOX MANOR INC II			1	100%	1
DR PHILLIPS CENTER FOR WELLNESS		1			1
MEMORIAL HERMANN SOUTHWEST HOSPITAL			1	100%	1
SAINT ALPHONSUS REGIONAL MEDICAL CENTER			1	100%	1
CVS NC7047POCT DURHAM		1			1
NEW ERA HEALTH CENTER INC		1			1
MAHONEY PEDIATRICS PA			1	100%	1
PARTNERS IN PRIMARY CARE		1			1
OCALA REGIONAL KIDNEY CENTER EAST			1	100%	1
SOUTH TAMPA AFTER HOURS CLINIC			1	100%	1
ST. PETERSBURG PEDIATRICS-SEMINOLE			1	100%	1
FLORIDA FAMILY LABORATORY		1			1
TARRYTOWN PHARMACY			1	100%	1
CLEVELAND CLINIC OUTPATIENT LABORATORY			1	100%	1
DONALSONVILLE HOSPITAL			1	100%	1
ELLIS HOSPITAL URGENT CARE CENTER LAB		1			1
PROSPECT URGENT CARE			1	100%	1
NAVARRO MEDICAL CENTERS LLC			1	100%	1
LANTANA HC LAB			1	100%	1
HOWELL BRANCH COURT			1	100%	1
MY URGENT CARE CLINIC			1	100%	1
RAPID CITY REGIONAL HOSPITAL -579 ATTN. LABORATORY		1			1
BAXTER REGIONAL MEDICAL CENTER			1	100%	1
COMMUNITY MEDICAL CARE			1	100%	1
PARK AVENUE DERMATOLOGY NORTH			1	100%	1
ACCOMPLISHED HOME CARE		1			1
BMC/NASSAU			1	100%	1
TITUSVILLE TOWERS ASSISTED LIVING		1			1
NHC Chattanooga			1	100%	1

COVID-19: testing by laboratory

Data through Jan 18, 2021 verified as of Jan 19, 2021 at 09:25 AM

Data in this report are provisional and subject to change.

The numbers in the table below represent the number of Florida and non-Florida residents for whom test results were received by the Department of Health. A person can be tested by more than one laboratory and can have both positive and negative results. **Therefore, the sum of the numbers in each column will be larger than the total number of people tested.**

Reporting lab	Inconclusive	Negative	Positive	Percent positive	Total
Vibrantlife of El Paso Rehabilitation Center			1	100%	1
TRAVIS LEE THOMPSON MD			1	100%	1
DOCTORS HEARING			1	100%	1
RIVIERA BEACH HEALTH CENTER LAB			1	100%	1
MEDEXPRESS URGENT CARE - ST CLAIR, CLOVER DR.		1			1
SMITH KLINE			1	100%	1
MEDEXPRESS URGENT CARE - BECKLEY		1			1
RCA LABORATORY SERVICES LLC			1	100%	1
DAYTONA BEACH CENTRA CARE			1	100%	1
MOBILE MEDICAL CLINIC			1	100%	1
Bon Secours Place			1	100%	1
DOC PAM PA		1			1
TAYLOR COUNTY HEALTH DEPARTMENT			1	100%	1
FIT4LIFE MEDICAL CENTER			1	100%	1
NAPHCARE INC		1			1
TIMPANOGOS REGIONAL HOSPITAL			1	100%	1
RABI SINHA, MD		1			1
ADVANCED URGENT CARE PLLC		1			1
Redwood Springs Healthcare			1	100%	1
FELD ENTERTAINMENT			1	100%	1
BEAUMONT HOSPITAL, GROSSE POINTE			1	100%	1
FLORIDA HOSPITAL ORMOND BEACH			1	100%	1
Robert Wood Johnson University Hospital			1	100%	1
NORTH SHORE MEDICAL CENTER - SALEM HOSPITAL			1	100%	1
COMMUNITY HOSPITALS INDIANAPOLIS			1	100%	1
BRUCE S WEST MD			1	100%	1
Manorcare Health Services West Reading North		1			1
EXPRESS LAB LIVINGSTON			1	100%	1
CHATEAU MADELEINE - SENIOR LIVING & MEMORY CARE			1	100%	1
Mercy Manor Transition Center			1	100%	1
MEDOR/ACC SYNCHRONY			1	100%	1
A.G. Rhodes		1			1
VANAJA SUREDDI MD PA			1	100%	1
EVERGREEN NURSING HOME		1			1
WESTON COUNTY HEALTH SERVICES			1	100%	1
FRANKLIN CBOC			1	100%	1
Florence Home		1			1
JOHN PETER SMITH HOSPITAL- OB TRIAGE			1	100%	1
NATION'S BEST CARE HOME HEALTH			1	100%	1
AURORA HEALTH CARE METRO INC			1	100%	1
UT HEALTH RIO GRANDE VALLEY PRIMARY CARE AT			1	100%	1
CVS HEALTH, #2043		1			1
TWELVE OAKS RECOVERY CENTER			1	100%	1
DOCTORS CARE - GREER		1			1
OCALA RKC EAST HEMO #1			1	100%	1
FAMILY MEDICAL CENTRE			1	100%	1
MANASOTA PEDIATRICS			1	100%	1

COVID-19: testing by laboratory

Data through Jan 18, 2021 verified as of Jan 19, 2021 at 09:25 AM

Data in this report are provisional and subject to change.

The numbers in the table below represent the number of Florida and non-Florida residents for whom test results were received by the Department of Health. A person can be tested by more than one laboratory and can have both positive and negative results. **Therefore, the sum of the numbers in each column will be larger than the total number of people tested.**

Reporting lab	Inconclusive	Negative	Positive	Percent positive	Total
WELLCARE URGENT CARE			1	100%	1
HARMONY HEALTHCARE ORLANDO INC		1			1
MEMORIALCARE LONG BEACH MEDICAL CENTER			1	100%	1
WALGREENS #06025		1			1
STANDIFER PLACE		1			1
CVS IN6605POCT INDIANAPOLIS		1			1
CAH ACQUISITION COMPANY 11 LLC			1	100%	1
Kroger 618 - The Little Clinic Trail Creek Village		1			1
APOPKA FAMILY HEALTH CENTER			1	100%	1
WALKIN MEDICAL URGENT CARE,NEW CITY			1	100%	1
CVS PA5241POCT CHALFONT		1			1
HOLSTON MEDICAL GROUP		1			1
CLUB HEALTH AND REHABILITATION CENTER, THE		1			1
CARING PROFESSIONAL HEALTH CARE LLC		1			1
FLORIDA DEPARTMENT OF HEALTH PALM BEACH COUNTY			1	100%	1
Crowne Place Assisted Living		1			1
NEW SMYRNA BEACH AMBULATORY CARE CTR			1	100%	1
FLORIDA ADVANCED MEDICAL AND DERM AESTHETICS LLC			1	100%	1
Monument Health Strugis Care Center		1			1
DIXITKUMAR N MODI MD PA			1	100%	1
HUDSON REGIONAL HOSPITAL			1	100%	1
Lynwood		1			1
DR JAMES D FORBES FAMILY CARE CENTER			1	100%	1
SANTA CLARA VALLEY MEDICAL CENTER			1	100%	1
UNIVERSITY COMMUNITY HEALTH SERVICES			1	100%	1
NASSAU COUNTY HEALTH DEPARTMENT		1			1
QUEST DIAGNOSTICS CLINICAL LABORATORIES INC		1			1
MDS PHARMA SERVICES		1			1
CVS RI1717POCT 1 CVS DR			1	100%	1
CVS TX3292POCT WYLIE		1			1
MEDEXPRESS-DOVER		1			1
PHYSICIANS IMMEDIATE CARE			1	100%	1
GOLDING-GRANADO MEDICAL ASSOCIATES		1			1
MINUTE CLINIC DIAGNOSTICS OF IN, LLC #6252		1			1
BRANDON OUTREACH CLINIC			1	100%	1
CVS NC7588POCT ASHEVILLE		1			1
THE EDGEWATER AND WATERMAN VILLAGE			1	100%	1
PROGRESS PHARMACY INC			1	100%	1
HERNANDO COUNTY HEALTH DEPT			1	100%	1
PRIORITY CARE LLC			1	100%	1
IRA FIALKO DO			1	100%	1
Victory Health and Rehabilitation			1	100%	1
SILVERMAN			1	100%	1
TREASURE COAST PRIMARY CARE		1			1
MILFORD REGIONAL HOSPITAL			1	100%	1
Ramsey Village		1			1
Walgreens #9278		1			1

COVID-19: testing by laboratory

Data through Jan 18, 2021 verified as of Jan 19, 2021 at 09:25 AM

Data in this report are provisional and subject to change.

The numbers in the table below represent the number of Florida and non-Florida residents for whom test results were received by the Department of Health. A person can be tested by more than one laboratory and can have both positive and negative results. **Therefore, the sum of the numbers in each column will be larger than the total number of people tested.**

Reporting lab	Inconclusive	Negative	Positive	Percent positive	Total
GRACE WELLNESS CENTER LLC			1	100%	1
PHYSICIANS URGENT CARE			1	100%	1
MINUTECLINIC DIAGNOSTIC OF NEW MEXICO LLC #7552		1			1
USC VERDUGO HILLS HOSPITAL			1	100%	1
BOLLES SCHOOL, THE			1	100%	1
ALLIED PHYSICIANS GROUP		1			1
EXCEL URGENT CARE OF NJ			1	100%	1
Good Samaritan Society - Albion		1			1
CONSOLIDATED			1	100%	1
PRIMARY CARE GROUP LLC		1			1
Integrity Healthcare of Carbondale			1	100%	1
PALMS OF FT MYERS,THE			1	100%	1
LITTLE COMPANY OF MARY HOSPITAL			1	100%	1
PRACTITIONERS IN MOTION			1	100%	1
MADISON AT OVIEDO			1	100%	1
CHRISTUS GOOD SHEPHERD MEDICAL CENTER			1	100%	1
CLARE BRIDGE OF CAPE CORAL		1			1
FLORIDA EPIDEMIOLOGY PROGRAM			1	100%	1
PENINSULA REGIONAL MED CTR LAB			1	100%	1
Kroger 339 - The Little Clinic Highlands - Bardstown Road		1			1
ST. LUKE'S HOSPITAL			1	100%	1
ADVENTHEALTH IMAGING LAKE NONA			1	100%	1
CVS OH2543POCT CANFIELD		1			1
Summit Medical Group Morristown Oncology		1			1
SLIDELL MEMORIAL HOSPITAL			1	100%	1
ICARE		1			1
MEDAC AT PORTERS NECK			1	100%	1
DASCENA LAB			1	100%	1
FLORHAM PARK ENDOSCOPY CENTER		1			1
MEDEXPRESS URGENT CARE - TOPEKA, SW WANAMAKER RD		1			1
NORTHSIDE HOSPITAL DULUTH			1	100%	1
LIFELINK OF FLORIDA			1	100%	1
PANCARE HEALTH - FRANKLIN CO			1	100%	1
FLAGLER COUNTY BOARD OF COUNTY COMMISSIONERS			1	100%	1
COLLINS NURSING HOME		1			1
PHYSICIAN ASSOCIATES, LLC			1	100%	1
GREENTREE MEDICAL CENTER			1	100%	1
WY RETIREMENT CENTER		1			1
BRIAN C GRINER MD LLC			1	100%	1
CAREHERE LLC			1	100%	1
GENESEE COUNTY HEALTH DEPARTMENT		1			1
CURA LABORATORY SERVICES			1	100%	1
SIMPLY HEALTHCARE AND WELLNESS CLINIC, PC			1	100%	1
Courtenay Springs Village			1	100%	1
HARDIN MEMORIAL HOSPITAL - HEARTLAND PATHOLOGY CONSULTANTS			1	100%	1
MID-FLORIDA PATHOLOGY LLC - MOBILE UNIT # 3			1	100%	1
REELFOOT FAMILY WALK-IN CLINIC		1			1

COVID-19: testing by laboratory

Data through Jan 18, 2021 verified as of Jan 19, 2021 at 09:25 AM

Data in this report are provisional and subject to change.

The numbers in the table below represent the number of Florida and non-Florida residents for whom test results were received by the Department of Health. A person can be tested by more than one laboratory and can have both positive and negative results. **Therefore, the sum of the numbers in each column will be larger than the total number of people tested.**

Reporting lab	Inconclusive	Negative	Positive	Percent positive	Total
HEALTH CARE SERVICES LC			1	100%	1
NEW RIVER HEALTH DISTRICT			1	100%	1
MEDSTAR HEALTH URGENT CARE			1	100%	1
Dulles Health and Rehab Center		1			1
NDX-CORE LAB			1	100%	1
FLORIDA HEART AND VASCULAR MULTISPECIALTY GROUP PA			1	100%	1
Manor Care Health Services- Wilmington			1	100%	1
LRGHEALTHCARE		1			1
MINUTECLINIC DIAG OF IND, LLC #6250		1			1
UNLIMITED MEDICAL SERVICES OF FL PL DBA		1			1
Kroger 524 - The Little Clinic Iron Bridge Road		1			1
STAMFORD HOSPITAL			1	100%	1
DOCTORS AFTER HOURS URGENT CARE CENTER			1	100%	1
C V S / PHARMACY #833		1			1
MEDCARE QUALITY MEDICAL CENTER LLC			1	100%	1
CVS PA2582POCT SPRINGFIELD		1			1
Kroger 596 - The Little Clinic Brentwood		1			1
C A R E S		1			1
Moab Regional Hospital			1	100%	1
MINUTE CLINIC DIAGNOSTIC OF TN PC #64		1			1
MINUTECLINIC LLC (2335)		1			1
Juniper Village at Bucks County		1			1
INDIANA STATE DEPARTMENT OF HEALTH CLINIC MICROBIOLOGY		1			1
ODYSSEY HEALTH CARE OF MARION COUNTY LLC		1			1
Senatobia Healthcare & Rehab		1			1
SANTA MONICA CA-UCLA MC			1	100%	1
MIDWAY SPECIALTY CARE CENTER INC		1			1
Hearthstone Nursing and Rehabilitation Center		1			1
ROBERTS WESLEYAN COLLEGE HEALTH CENTE		1			1
CHILDRENS SPECIALIST PEDIATRIC PULMMOLOGY &			1	100%	1
CVS GA7064POCT STOCKBRIDGE		1			1
RAYMOND BASRI MD		1			1
PROVIDENCE ST PETER HOSPITAL		1			1
TMH PHYSICIAN PARTNERS QUINCY			1	100%	1
ANMED HEALTH MEDICAL CENTER			1	100%	1
MORGAN STANELY HEALTH CENTER		1			1
WALGREEN#12147		1			1
DIXIE REGIONAL MEDICAL CENTER			1	100%	1
KANSAS CITY VA MEDICAL CENTER			1	100%	1
ADVANCED LABORATORY SERVICES			1	100%	1
MEDEXPRESS URGENT CARE - LITTLE ROCK		1			1
ALLEGHENY GENERAL HOSPITAL			1	100%	1
BREVARD FAMILY WALK IN CLINIC			1	100%	1
VETERANS AFFAIRS MEDICAL CENTER - EAST ORANGE			1	100%	1
SUTTER GOULD MEDICAL FOUNDATION			1	100%	1
MINUTECLINIC DIAGNOSTIC OF WISCONSIN, LLC		1			1
LOUISIANA STATE LAB			1	100%	1

COVID-19: testing by laboratory

Data through Jan 18, 2021 verified as of Jan 19, 2021 at 09:25 AM

Data in this report are provisional and subject to change.

The numbers in the table below represent the number of Florida and non-Florida residents for whom test results were received by the Department of Health. A person can be tested by more than one laboratory and can have both positive and negative results. **Therefore, the sum of the numbers in each column will be larger than the total number of people tested.**

Reporting lab	Inconclusive	Negative	Positive	Percent positive	Total
LARKIN COMMUNITY HOSPITAL PALM SPRINGS CAMPUS			1	100%	1
ABSOLUTE HEALTH INTERNAL MEDICINE AND PEDIATRICS		1			1
HEALTH ALLIANCE			1	100%	1
ARIZONA STATE LABORATORY			1	100%	1
PENSACOLA PATHOLOGY		1			1
Lutheran Community at Telford		1			1
LCMC LAB SUBSECTION		1			1
CATHEDRAL GERONTOLOGY CENTER DBA CATHEDRAL CARES			1	100%	1
Good Samaritan Society Waukon		1			1
SIGNATURE CARE MEMORIAL CITY			1	100%	1
CAN COMMUNITY HEALTH LLC		1			1
CORNERSTONE PEDIATRICS			1	100%	1
CHOTA COMMUNITY HEALTH SERVICES		1			1
MEDTOWN PHARMACY			1	100%	1
TRUMAN MEDICAL CENTER - HOSPITAL HILL			1	100%	1
DASCENA, INC			1	100%	1
DERMDX, DIV OF AURORA DIAGNOSTICS/BERNHARDT LAB		1			1
HILTON HEAD HOSPITAL/INPATIENT			1	100%	1
ST. JOHN HOSPITAL & MEDICAL CENTER			1	100%	1
CHAMBREL AT PINECASTLE			1	100%	1
MANOR CARE OF DELRAY BEACH FL LLC		1			1
CONCORDIA MANOR			1	100%	1
LAREDO EMERGENCY ROOM			1	100%	1
LAKE SUCCESS EXTENDED CARE		1			1
NASSAU COUNTY HEALTH DEPARTMENT-FERNANDINA BEACH C		1			1
FLORIDA CLINICAL RESEARCH CENTER, LLC			1	100%	1
TITUS REGIONAL MEDICAL CENTER			1	100%	1
MEDEXPRESS URGENT CARE - BENTON		1			1
DEVLIN MANOR NURSING AND REHABILITATION		1			1
SKYRIDGE CLINICAL ASSOCIATES		1			1
BLUFFTON HEALTH CENTER			1	100%	1
LIFELINK TRANSPLANT INSTITUTE LAB			1	100%	1
MERRILL GARDENS AT CHAMPIONSGATE			1	100%	1
DEVANSH LAB WERKS		1			1
FLEMING ISLAND CENTER FOR CLINICAL RESEARCH		1			1
ST. VINCENT HOSPITAL			1	100%	1
COASTAL ER IX, PHYSICIANS PREMIER			1	100%	1
CFP PHYSICIANS GROUP			1	100%	1
INDIAN RIDGE		1			1
THE LITTLE CLINIC, LLC			1	100%	1
			1	100%	1
CITRUS HEALTH NETWORK INC			1	100%	1
IMMERSION RESIDENTIAL LLC			1	100%	1
CHRISTIANA HOSPITAL		1			1
MC DIAGNOSTIC OF CONNECTICUT, PC #114		1			1
CVS PA1296POCT DREXEL HILL		1			1
LIBERTY HEALTH CENTER			1	100%	1

COVID-19: testing by laboratory

Data through Jan 18, 2021 verified as of Jan 19, 2021 at 09:25 AM

Data in this report are provisional and subject to change.

The numbers in the table below represent the number of Florida and non-Florida residents for whom test results were received by the Department of Health. A person can be tested by more than one laboratory and can have both positive and negative results. **Therefore, the sum of the numbers in each column will be larger than the total number of people tested.**

Reporting lab	Inconclusive	Negative	Positive	Percent positive	Total
TITUSVILLE CENTER FOR SURGICAL EXCELLENCE LLC		1			1
CLEVELAND CLINIC AKRON GENERAL			1	100%	1
MEDICAL SPECIALISTS OF THE PALM BEACHES INC			1	100%	1
SCIENCE CARE			1	100%	1
ACUPATH LABORATORIES INC			1	100%	1
LAKEVIEW REGIONAL HOSPITAL			1	100%	1
MERCY - NORTH IOWA			1	100%	1
FAST PACE URGENT CARE			1	100%	1
ALLIANCE MD DIRECT PRIMARY CARE			1	100%	1
AURORA MEDICAL CENTER-KENOSHA			1	100%	1
PALOMAR MEDICAL CENTER			1	100%	1
HALIFAX HEALTH PRIMARY CARE ORMOND			1	100%	1
BROADWAY HEALTH FLORIDA MEDICAL CLINIC URGENT CARE			1	100%	1
Kroger 57 - The Little Clinic Jay C Charlestown		1			1
POMPANO BEACH ARTIFICIAL KIDNEY CENTER			1	100%	1
SACRED HEART HOSPITAL NURSING			1	100%	1
HYDE PARK MEDICAL CENTER		1			1
MEDERI CARETENDERS			1	100%	1
Harris Hill Nursing Facility		1			1
COLUMBIA CREST CARE & RAHAB		1			1
AVERA ST. MARY'S HOSPITAL			1	100%	1
BIOMERIEUX			1	100%	1
CARE POINT HEALTH AND WELLNESS CENTER		1			1
FHPG SURGICAL ASSOCIATES OF EAST PASCO			1	100%	1
Vi at Aventura		1			1
FLORIDA MEDICAL CLINIC PA GI			1	100%	1
ATMORE COMMUNITY HOSPITAL			1	100%	1
MINUTE CLINIC LLC #6765		1			1
BLUEWATER TOXICOLOGY			1	100%	1
NHLS		1			1
BROOKDALE PALM BEACH GARDENS			1	100%	1
EMERGENCY CARE SERVICES LAB AT JFK MEDICAL CENTER			1	100%	1
FLORIDA DIGESTIVE AND LIVER SPECIALISTS			1	100%	1
MOSOLF PEDIATRICS PA			1	100%	1
PINELLAS CHD - CLEARWATER			1	100%	1
AFTER HOURS CLINIC			1	100%	1
CVS MA2172POCT NORTH GRAFTON		1			1
CVS NC3853POCT BURLINGTON		1			1
LAKE REGIONAL HEALTH			1	100%	1
UT HEALTH RGV CLINICAL LABORATORY			1	100%	1
FRASER MEMORIAL HOSPITAL			1	100%	1
RICHICHI FAMILY HEALTH			1	100%	1
CVS AZ5026POCT MESA		1			1
PAUL C SCHWARTZ & MELVIN L WEIDMAN		1			1
MEDIPLUS CLINIC, INC			1	100%	1
SUNCREST OMNI		1			1
CLERMONT HEALTH DEPARTMENT			1	100%	1

COVID-19: testing by laboratory

Data through Jan 18, 2021 verified as of Jan 19, 2021 at 09:25 AM

Data in this report are provisional and subject to change.

The numbers in the table below represent the number of Florida and non-Florida residents for whom test results were received by the Department of Health. A person can be tested by more than one laboratory and can have both positive and negative results. **Therefore, the sum of the numbers in each column will be larger than the total number of people tested.**

Reporting lab	Inconclusive	Negative	Positive	Percent positive	Total
BRIDGEWATER PARK ASSISTED LIVING LLC			1	100%	1
LOUNDY		1			1
OMNI HEALTHCARE URGENT CARE			1	100%	1
Aspire Physical Recovery Center at Cahaba River		1			1
ADVENTHEALTH MEDICAL GROUP OBSTETRICS			1	100%	1
LANCASHIRE HALL NURSING AND REHABILITATION CENTER		1			1
SOMA MEDICAL CENTER PA #3			1	100%	1
OHIO VALLEY MANOR NURSING &		1			1
NEBRASKA DEPARTMENT OF HEALTH AND HUMAN SERVICES			1	100%	1
GENESIS FAMILY PRACTICE			1	100%	1
UF HEALTH THE VILLAGES			1	100%	1
ROSE HAVEN NURSING CENTER		1			1
Livingston County Center for Nursing and Rehabilitation		1			1
Lemont Nursing and Rehab Center			1	100%	1
KIDSVILLE PEDIATRICS IV PA		1			1
Kroger 49 - The Little Clinic Wichita - 21st St.			1	100%	1
MINUTECLINIC # 21110			1	100%	1
NEW YORK PRESBYTERIAN HOSPITAL			1	100%	1
TEVAPHARM			1	100%	1
DILELLA			1	100%	1
MOUNT SINAI AVENTURA DIAGNOSTIC CENTER			1	100%	1
SUNCOAST PRIMARY CARE LLC			1	100%	1
MINUTE CLINIC DIAGNOSTIC OF VIRGINIA, LLC #6292		1			1
STEPHENS COUNTY HOSPITAL			1	100%	1
VA ST LOUIS HEALTH CARE SYSTEM			1	100%	1
ATHENS LIMESTONE HOSPITAL		1			1
CORPUS CHRISTI MEDICAL CENTER			1	100%	1
SELF REGIONAL HEALTHCARE			1	100%	1
SUSAN F. WILLIAMS M.D., P.A.			1	100%	1
Kroger - KR070600172		1			1
ST PETE DIRECT PRIMARY CARE		1			1
AFTER HOURS PEDS			1	100%	1
INTEGRATED GENETICS SEQUENOM		1			1
ADVENTHEALTH HOSPICE CARE CENTRAL FLORIDA		1			1
DAUGHTERS OF SARAH NURSING CENTER		1			1
SUNCOAST COMMUNITY HEALTH CENTERS INC		1			1
CLINICAL TRIALS OF TAMPA LLC		1			1
SOUTHERN WINDS			1	100%	1
COMMONWEALTH OF VIRGINIA DIVISION OF CONSOLIDATED LABORATORY SERVICES			1	100%	1
TRIPLE O MEDICAL SERVICES INC			1	100%	1
BARRINGTON TERRACE NAPLES			1	100%	1
DW MCMILLAN MEMORIAL HOSPITAL LABORATORY			1	100%	1
PEACHEALTH LABORATORIES		1			1
ESOTERIC LAB			1	100%	1
LEXINGTON PLACE SENIOR LIVING COMMUNITY		1			1
CARENOW LAKE WORTH			1	100%	1
BAYSHORE POINTE NURSING AND REHAB CENTER			1	100%	1

COVID-19: testing by laboratory

Data through Jan 18, 2021 verified as of Jan 19, 2021 at 09:25 AM

Data in this report are provisional and subject to change.

The numbers in the table below represent the number of Florida and non-Florida residents for whom test results were received by the Department of Health. A person can be tested by more than one laboratory and can have both positive and negative results. **Therefore, the sum of the numbers in each column will be larger than the total number of people tested.**

Reporting lab	Inconclusive	Negative	Positive	Percent positive	Total
Waters of Covington		1			1
CLINICAL CARE, INC			1	100%	1
COMMUNITY PHYSICIANS OF NORTH PORT PA			1	100%	1
HAMILTON CI MAIN UNIT ANNEX/ WORK CAMP			1	100%	1
Caldwell Care		1			1
Kroger 777 - The Little Clinic Shelbyville		1			1
ANY LAB TEST FAST CORP			1	100%	1
CVS SC5479POCT INDIAN LAND		1			1
THOMAS HOSPITAL			1	100%	1
ST JOHNS MEDICAL CENTER		1			1
Monument Health Custer Care Center		1			1
MEMORIAL HEALTH UNIVERSITY MEDICAL CENTER			1	100%	1
WEST DADE PEDIATRICS			1	100%	1
CLINICAL PATHOLOGY LABORATORIES SOUTHEAST INC			1	100%	1
CEPERO PEDIATRICS PA			1	100%	1
PROVIDENCE ST. PATRICK HOSPITAL			1	100%	1
Broomall Manor		1			1
ELEMENTS PHARMACY			1	100%	1
CULVER CITY URGENT CARE			1	100%	1
CIRRUS DX			1	100%	1
FLORIDA KEYS PED AND ADOLES CTR			1	100%	1
SOUTHERN HILLS MEDICAL CENTER			1	100%	1
CVS OH5457POCT POWELL		1			1
Glen Oaks Health and REhabilitation		1			1
CTMD MEDICAL CENTER, PA			1	100%	1
FLORIDA MEDICAL CENTER			1	100%	1
MT CARMEL PHARMACY INC		1			1
UNIVERSITY OF NORTH CAROLINA HOSPITALS			1	100%	1
BEST CARE COMMUNITY AND FAMILY HEALTH CENTER INC			1	100%	1
VIRGINIA UROLOGY		1			1
CVS PA8979POCT HARRISBURG		1			1
UNIVERSITY OF MARYLAND PATHOLOGY ASSOCIATES			1	100%	1
HIBISCUS COURT			1	100%	1
MID-FLORIDA CANCER CENTERS		1			1
PARKRIDGE MEDICAL CENTER			1	100%	1
OAKMONTE VILLAGE OF DAVIE			1	100%	1
PLEASANT RIDGE MANOR WEST		1			1
INHEALTH LIFE SCIENCES LLC			1	100%	1
KIDSVILLE PEDIATRICS III PA			1	100%	1
COMPLETE HOME CARE OF THE PALM BEACHES LLC		1			1
VAULT MEDICAL SERVICES			1	100%	1
FIVE STAR PREMIER RESIDENCES OF POMPANO BEACH			1	100%	1
LOGAN COUNTY HOSPITAL			1	100%	1
CHI ST. LUKE'S HEALTH BCM MEDICAL CENTER			1	100%	1
RIVERSIDE REGIONAL MED CENTER			1	100%	1
MEDICAL CITY DENTON			1	100%	1
West Bay of Tampa Center			1	100%	1

COVID-19: testing by laboratory

Data through Jan 18, 2021 verified as of Jan 19, 2021 at 09:25 AM

Data in this report are provisional and subject to change.

The numbers in the table below represent the number of Florida and non-Florida residents for whom test results were received by the Department of Health. A person can be tested by more than one laboratory and can have both positive and negative results. **Therefore, the sum of the numbers in each column will be larger than the total number of people tested.**

Reporting lab	Inconclusive	Negative	Positive	Percent positive	Total
FAIRFIELD MEDICAL CENTER			1	100%	1
SMITH NORTHVIEW HOSPITAL LAB			1	100%	1
Southwest Louisiana Veterans Home			1	100%	1
HERNANDO CHILDREN'S			1	100%	1
ST LUKES SURGICAL AT THE VILLAGES INC			1	100%	1
ORLANDO HEALTH PHYSICIAN GROUP INC			1	100%	1
WORKFORCE HEALTH DEPARTMENT			1	100%	1
ESCANDON DIAGNOSTIC CLINIC			1	100%	1
Jersey City Medical Center		1			1
GENESIS HEALTH SYSTEM			1	100%	1
HAWKEYE CARE CENTER DUBUQUE		1			1
ORMOND MEDICAL ARTS FAMILY PRACTICE PL			1	100%	1
Kroger 419 - The Little Clinic Farmington/Exeter		1			1
NORTH MIAMI BEACH SURGICAL CENTER			1	100%	1
Medicalodges Neosho			1	100%	1
FREDERICK AVENUE GROUP HOME		1			1
UMHC HOLLYWOOD LABORATORY			1	100%	1
JOHN D. ARCHBOLD MEMORIAL HOSPITAL			1	100%	1
Cornerstone at the Ranch		1			1
CVS IL1773POCT TINLEY PARK		1			1
Alden North Shore			1	100%	1
MEMORIAL HOSPITAL OF TAMPA			1	100%	1
JACK M MATHENY II MD			1	100%	1
HIGHLAND PARK LAKEWOOD PRESTON HOLLOW			1	100%	1
Kroger 909 - The Little Clinic Hamilton			1	100%	1
MEDEXPRESS URGENT CARE - CONWAY		1			1
MEDEXPRESS URGENT CARE - RUSSELLVILLE, W MAIN ST		1			1
OCEAN MEDICAL CENTER		1			1
MIAMI-DADE COUNTY HEALTH DEPT.		1			1
PIONEER CLINICAL RESEARCH LLC			1	100%	1
CROSS CREEK HEALTH CARE		1			1
Bethany Manor		1			1
ENCOMPASS HEALTH REHABILITATION HOSPITAL OF LARGO			1	100%	1
ST AUGUSTINE PLANTATION		1			1
BAYFRONT HEAL WOUND CARE AND HYPERBARIC CENTER			1	100%	1
Ash Flat Healthcare and Rehabilitation Center			1	100%	1
ST MARY'S OF SAGINAW		1			1
PALM COAST DRAW STATION/AMERICAN HEALTH ASSOCIATES		1			1
MEDEXPRESS URGENT CARE - SOMERSET TOWNSHIP		1			1
MAINE CENTER FOR DISEASE CONTROL AND PREVENTION			1	100%	1
Villages of St.Peters		1			1
BERKSHIRE MEDICAL CENTER			1	100%	1
ATRIA TAMARAC			1	100%	1
LABONE		1			1
PATHOLOGYT & LAB MEDICINE SERVICES			1	100%	1
TUNIS STREET GROUP HOME		1			1
MINUTECLINIC, LLC, DBA MINUTECLINIC #4		1			1

COVID-19: testing by laboratory

Data through Jan 18, 2021 verified as of Jan 19, 2021 at 09:25 AM

Data in this report are provisional and subject to change.

The numbers in the table below represent the number of Florida and non-Florida residents for whom test results were received by the Department of Health. A person can be tested by more than one laboratory and can have both positive and negative results. **Therefore, the sum of the numbers in each column will be larger than the total number of people tested.**

Reporting lab	Inconclusive	Negative	Positive	Percent positive	Total
Manor Care Health Care Services - Williamsport North		1			1
ANSWERS RESOURCE FACILITY		1			1
SEASONS HOSPICE AND PALLIATIVE CARE OF			1	100%	1
MEDEXPRESS URGENT CARE - MYLAN			1	100%	1
CVS NY4098030POCT NEW YORK		1			1
MALUHIA		1			1
MISSION HOSPITAL			1	100%	1
WALGREENS #15291		1			1
Eddy Memorial Geriatric Center		1			1
BAPTIST HOSPITAL LABORATORY			1	100%	1
Trucare Living Centers - Columbus		1			1
MERITER LABORATORIES			1	100%	1
MEDICAL CENTER			1	100%	1
MEDICAL CENTER OF CENTRAL GEORGIA			1	100%	1
CVS NV9586POCT RENO		1			1
ACCESS RECOVERY SOLUTIONS LLC			1	100%	1
SPECIALTY DRUG TESTING			1	100%	1
DEACONESS URGENT CARE CENTER			1	100%	1
Kroger 407 - The Little Clinic Lexington		1			1
TREASURE COAST MEDICAL CONCIERGE LLC			1	100%	1
ASCENSION ST VINCENT'S - WESTSIDE			1	100%	1
BAPTIST HEALTH EXPRESS CARE			1	100%	1
LUMICO LIFE INSURANCE COMPANY		1			1
RIDGE OPTUM FLORIDA			1	100%	1
TREASURE COAST COMMUNITY HEALTH INC			1	100%	1
CARSON NURSING AND REHABILITATION CENT		1			1
LEHIGH REGIONAL WOUND CENTER			1	100%	1
ST. MICHAEL'S ELITE HOSPITAL			1	100%	1
ABBOTT LABORATORIES - OCCUPATIONAL HEALTH SERVICES			1	100%	1
Total	73,082	13,847,927	2,034,689	13%	15,955,698