

# COVID-19: summary of cases and monitoring

Data through Jan 12, 2021 verified as of Jan 13, 2021 at 09:25 AM

Data in this report are provisional and subject to change.

## Cases: people with positive PCR or antigen test result

<b>Total cases</b>	<b>1,517,472</b>
Florida residents	1,490,148
Non-Florida residents	27,324

### Type of testing

Florida residents	1,490,148
Positive by BPHL/CDC	53,978
Positive by commercial/hospital lab	1,436,170
PCR positive	1,249,346
Antigen positive	240,802
Non-Florida residents	27,324
Positive by BPHL/CDC	713
Positive by commercial/hospital lab	26,611
PCR positive	19,717
Antigen positive	7,607

### Characteristics

Florida residents hospitalized	66,634
Florida resident deaths	23,396
Non-Florida resident deaths	363

Hospitalized counts include anyone who was hospitalized at some point during their illness. It does not reflect the number of people currently hospitalized.

More information on deaths identified through death certificate data is available on the National Center for Health Statistics website at [www.cdc.gov/nchs/nvss/vsrr/COVID19/index.htm](http://www.cdc.gov/nchs/nvss/vsrr/COVID19/index.htm).

## Cases: people with positive PCR or antigen test result

### Risk factors for Florida residents

Traveled	12,393
Contact with a known case	556,497
Traveled and contact with a known case	16,733
Neither	904,525
No travel and no contact	171,697
Travel is unknown	537,729
Contact is unknown	329,655
Contact is pending	351,994

Travel can be unknown and contact can be unknown or pending for the same case, these numbers will sum to more than the "neither" total.

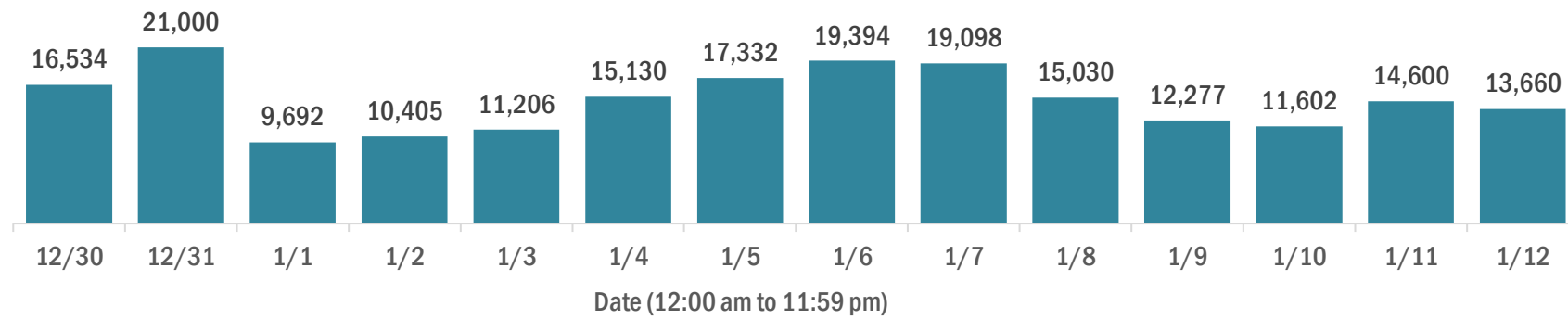
# COVID-19: summary of laboratory testing

Data through Jan 12, 2021 verified as of Jan 13, 2021 at 09:25 AM

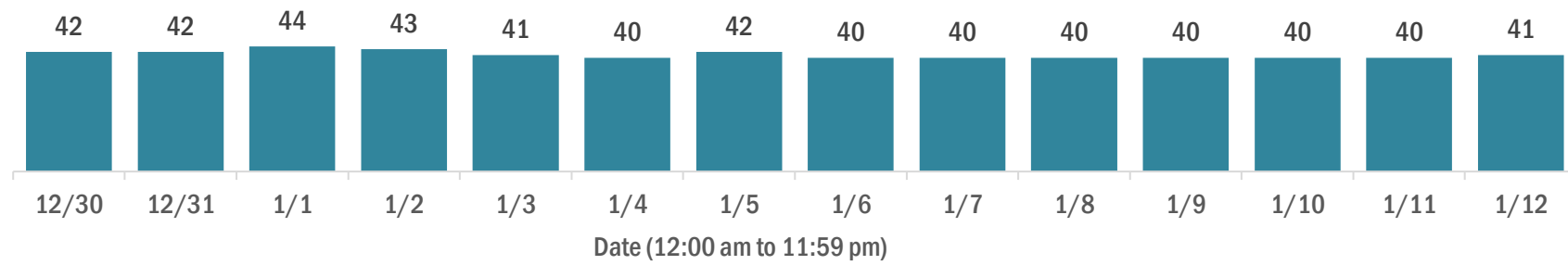
Data in this report are provisional and subject to change.

## Cases in Florida residents per day for the past 2 weeks

### Number of cases per day



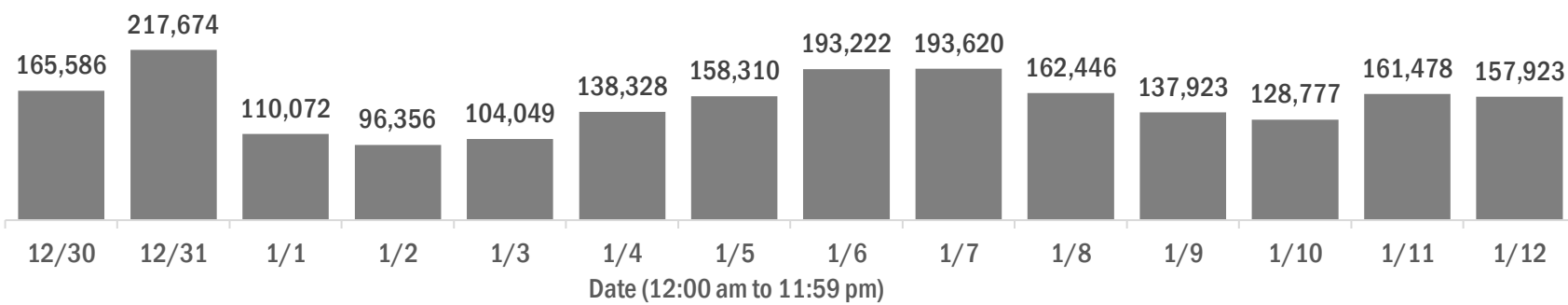
### Median age of cases by day



## Laboratory testing for Florida residents over the past 2 weeks

### Number of Florida residents tested per day

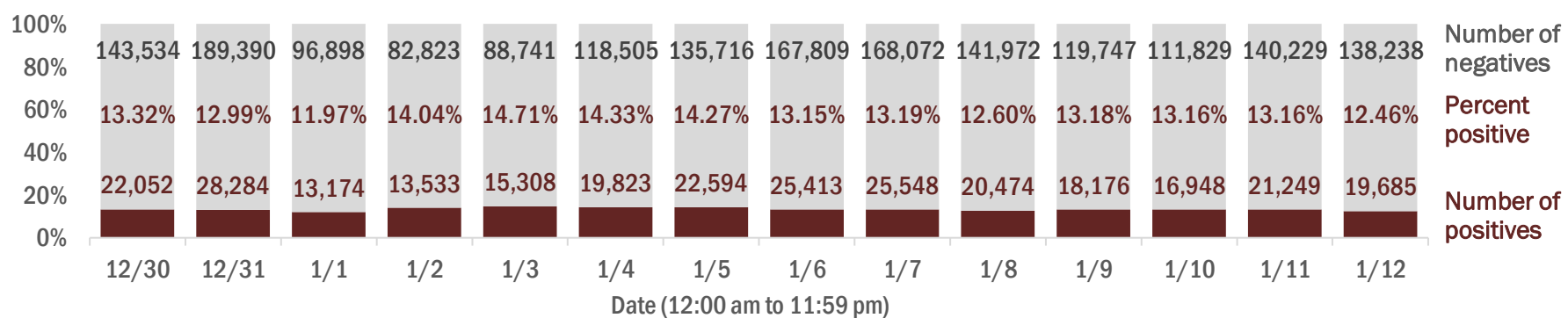
These counts include the number of people for whom the Department received PCR or antigen laboratory results by day. People tested on multiple days will be included for each day a new result was received. A person is only counted once for each day they are tested, regardless of whether multiple specimens are tested or multiple results are received.



### Number and percent of Florida residents with positive test results

The percent of positive results ranged from 11.97% to 14.71% over the past 2 weeks and was 12.46% yesterday.

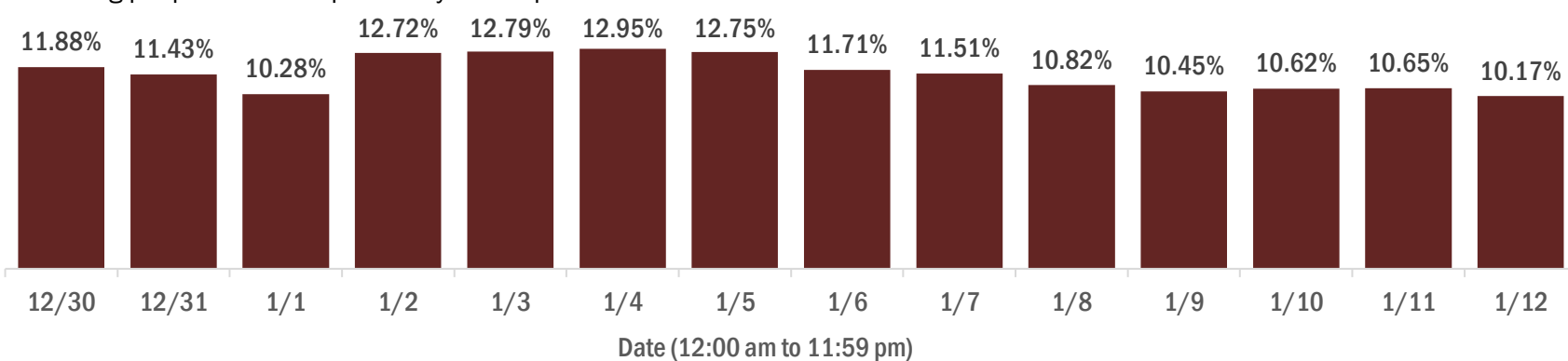
These counts include the number of people for whom the Department received PCR or antigen laboratory results by day. People tested on multiple days will be included for each day a new result was received. A person is only counted once for each day they are tested, regardless of whether multiple specimens are tested or multiple results are received. If a person has a positive specimen and a negative specimen in the same day, only the positive result is counted.



### Percent positivity for new cases in Florida residents

The percent of positive results ranged from 10.17% to 12.95% over the past 2 weeks and was 10.17% yesterday.

This percent is the number of people who test PCR- or antigen-positive for the first time divided by all the people tested that day, excluding people who have previously tested positive.



# COVID-19: characteristics of 1,490,148 Florida resident cases

Data through Jan 12, 2021 verified as of Jan 13, 2021 at 09:25 AM

Data in this report are provisional and subject to change.

Age group	Cases	Hospitalizations	Deaths
0-4 years	27,385	2% 442	1% 0
5-14 years	82,464	6% 402	1% 5
15-24 years	231,044	16% 1,696	3% 35
25-34 years	264,809	18% 3,426	5% 126
35-44 years	232,437	16% 5,176	8% 370
45-54 years	228,849	15% 7,860	12% 901
55-64 years	195,631	13% 11,449	17% 2,538
65-74 years	123,777	8% 13,605	20% 4,963
75-84 years	68,968	5% 13,395	20% 7,009
85+ years	33,617	2% 9,178	14% 7,449
Unknown	1,167	0% 5	0% 0
<b>Total</b>	<b>1,490,148</b>	<b>66,634</b>	<b>23,396</b>

Gender	Cases
Female	776,284 52%
Male	702,697 47%
Unknown	11,167 1%
<b>Total</b>	<b>1,490,148</b>

Ethnicity	Cases	Hospitalizations	Deaths
Hispanic	467,616 31%	17,533 26%	5,624 24%
Non-Hispanic	689,960 46%	45,640 68%	16,147 69%
Unknown	332,572 22%	3,461 5%	1,625 7%
<b>Total</b>	<b>1,490,148</b>	<b>66,634</b>	<b>23,396</b>

Race and ethnicity	Cases	Hospitalizations	Deaths
White	806,416 54%	42,744 64%	16,848 72%
Hispanic	310,871 21%	12,359 19%	4,456 19%
Non-Hispanic	434,080 29%	28,991 44%	11,597 50%
Unknown	61,465 4%	1,394 2%	795 3%
Black	195,042 13%	14,169 21%	3,944 17%
Hispanic	11,044 1%	579 1%	152 1%
Non-Hispanic	166,805 11%	13,266 20%	3,641 16%
Unknown	17,193 1%	324 0%	151 1%
Other race	212,918 14%	7,665 12%	1,860 8%
Hispanic	108,312 7%	4,153 6%	869 4%
Non-Hispanic	72,247 5%	3,154 5%	826 4%
Unknown	32,359 2%	358 1%	165 1%
Unknown race	275,772 19%	2,056 3%	744 3%
Hispanic	37,389 3%	442 1%	147 1%
Non-Hispanic	16,828 1%	229 0%	83 0%
Unknown	221,555 15%	1,385 2%	514 2%
<b>Total</b>	<b>1,490,148</b>	<b>66,634</b>	<b>23,396</b>

**Hospitalization** counts include anyone who was hospitalized at some point during their illness. It does not reflect the number of people currently hospitalized. **Other race** includes any person with a race of American Indian/Alaskan native, Asian, native Hawaiian/Pacific Islander, or other.

# COVID-19: deaths in Florida residents and staff of long-term care facilities

Data through Jan 12, 2021 verified as of Jan 13, 2021 at 09:25 AM

Data in this report are provisional and subject to change.

For current cases in residents or staff of long-term care facilities, please visit: <https://floridahealthcovid19.gov/>

County	Deaths		County	Deaths		County	Deaths	
Dade	923	11%	Okaloosa	131	2%	Okeechobee	16	0%
Palm Beach	859	10%	Hernando	126	1%	Calhoun	13	0%
Pinellas	738	9%	Osceola	110	1%	Gadsden	12	0%
Broward	532	6%	Charlotte	102	1%	Washington	12	0%
Hillsborough	459	5%	Clay	85	1%	Baker	11	0%
Polk	376	4%	Indian River	84	1%	Gulf	11	0%
Lee	305	4%	Jackson	79	1%	Jefferson	10	0%
Brevard	303	3%	Leon	69	1%	Holmes	8	0%
Sarasota	294	3%	St. Johns	61	1%	Lafayette	8	0%
Duval	286	3%	Bay	60	1%	Desoto	5	0%
Orange	283	3%	Highlands	57	1%	Wakulla	5	0%
Volusia	224	3%	Suwannee	56	1%	Bradford	4	0%
St. Lucie	207	2%	Alachua	44	1%	Levy	4	0%
Marion	201	2%	Columbia	41	0%	Flagler	3	0%
Seminole	190	2%	Santa Rosa	40	0%	Monroe	3	0%
Escambia	182	2%	Sumter	33	0%	Taylor	3	0%
Collier	159	2%	Nassau	28	0%	Hardee	2	0%
Manatee	157	2%	Putnam	22	0%	Dixie	1	0%
Pasco	154	2%	Hendry	20	0%	Liberty	1	0%
Citrus	136	2%	Walton	20	0%	Total	8,666	
Martin	132	2%	Madison	18	0%			
Lake	131	2%	Gilchrist	17	0%			

**Note:** cases are summarized by the county of usual residence. Residents and staff may be cases associated with facilities that are not in their county of usual residence, resulting in cases being included below for counties that do not have facilities with known cases.

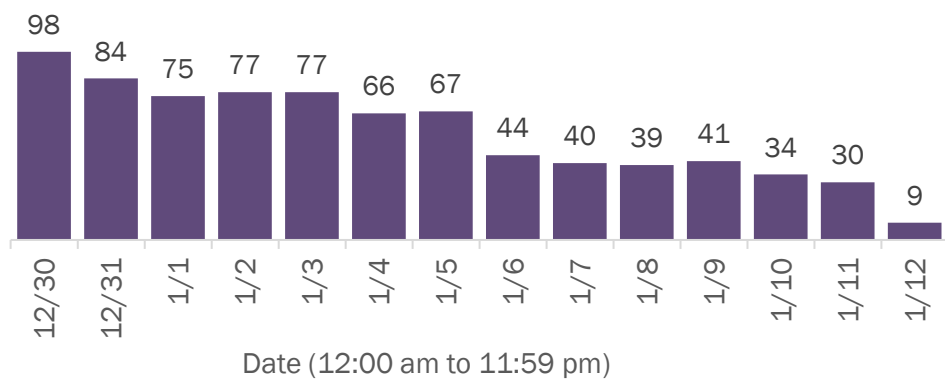
# COVID-19: cases in Florida residents who have died

Data through Jan 12, 2021 verified as of Jan 13, 2021 at 09:25 AM

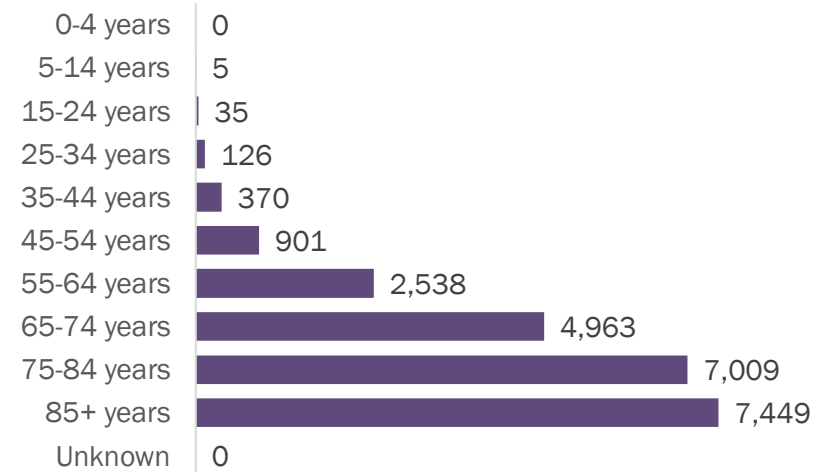
Data in this report are provisional and subject to change.

Demographics for all identified COVID-19 deaths: 23,396

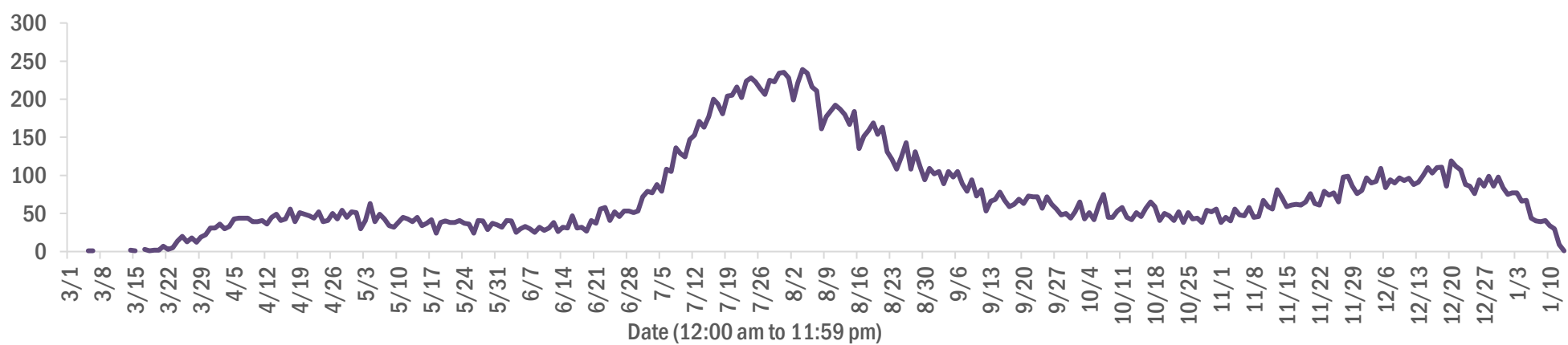
Deaths by date of death for the past 2 weeks



Deaths by age group



Deaths by date of death since March 2020



Age group	Deaths	Cases	Case fatality rate	Mortality rate per 100,000 population
0-4 years	0	27,385	0.0%	0.0
5-14 years	5	82,464	0.0%	0.2
15-24 years	35	231,044	0.0%	1.4
25-34 years	126	264,809	0.0%	4.4
35-44 years	370	232,437	0.2%	14.2
45-54 years	901	228,849	0.4%	32.3
55-64 years	2,538	195,631	1.3%	87.8
65-74 years	4,963	123,777	4.0%	204.5
75-84 years	7,009	68,968	10.2%	499.1
85+ years	7,449	33,617	22.2%	1289.8
Unknown	0	1,167	0.0%	
<b>Total</b>	<b>23,396</b>	<b>1,490,148</b>	<b>1.6%</b>	<b>108.3</b>

Race	Deaths	Cases	Case fatality rate	Mortality rate per 100,000 population
Other	1,860	212,918	0.9%	149.5
White	16,848	806,416	2.1%	100.9
Black	3,944	195,042	2.0%	107.8
Unknown	744	275,772	0.3%	
<b>Total</b>	<b>23,396</b>	<b>1,490,148</b>	<b>1.6%</b>	<b>108.3</b>

Gender	Deaths	Cases	Case fatality rate	Mortality rate per 100,000 population
Male	13,094	702,697	1.9%	124.0
Female	10,302	776,284	1.3%	93.3
Unknown	0	11,167	0.0%	
<b>Total</b>	<b>23,396</b>	<b>1,490,148</b>	<b>1.6%</b>	<b>108.3</b>

Ethnicity	Deaths	Cases	Case fatality rate	Mortality rate per 100,000 population
Hispanic	5,624	467,616	1.2%	99.0
Non-Hispanic	16,147	689,960	2.3%	101.4
Unknown	1,625	332,572	0.5%	
<b>Total</b>	<b>23,396</b>	<b>1,490,148</b>	<b>1.6%</b>	<b>108.3</b>

# COVID-19: characteristics of 1,517,472 cases

Data through Jan 12, 2021 verified as of Jan 13, 2021 at 09:25 AM

Data in this report are provisional and subject to change.

Tables below include cases in Florida residents and non-Florida residents.

All 67 Florida counties have cases:

County	FL resident cases	Non-FL resident cases	Total cases	FL resident deaths	FL death rate	
Dade	330,301	22%	3,916	334,217	4,472	1.4%
Broward	151,907	10%	1,808	153,715	1,943	1.3%
Palm Beach	92,554	6%	1,440	93,994	1,983	2.1%
Orange	88,669	6%	1,032	89,701	819	0.9%
Hillsborough	88,299	6%	744	89,043	1,153	1.3%
Duval	71,422	5%	1,157	72,579	786	1.1%
Pinellas	51,084	3%	1,273	52,357	1,149	2.2%
Lee	45,127	3%	1,424	46,551	720	1.6%
Polk	43,542	3%	297	43,839	868	2.0%
Osceola	28,941	2%	471	29,412	312	1.1%
Volusia	25,923	2%	398	26,321	467	1.8%
Escambia	23,382	2%	2,830	26,212	432	1.8%
Pasco	25,546	2%	239	25,785	424	1.7%
Manatee	24,926	2%	453	25,379	450	1.8%
Collier	24,299	2%	747	25,046	367	1.5%
Brevard	24,561	2%	356	24,917	562	2.3%
Leon	22,021	1%	714	22,735	190	0.9%
Sarasota	21,004	1%	894	21,898	544	2.6%
Marion	21,128	1%	82	21,210	520	2.5%
Seminole	20,912	1%	160	21,072	329	1.6%
Lake	18,309	1%	228	18,537	338	1.8%
Alachua	17,900	1%	203	18,103	141	0.8%
St. Lucie	16,775	1%	104	16,879	438	2.6%
St. Johns	15,678	1%	228	15,906	129	0.8%
Okaloosa	14,480	1%	162	14,642	251	1.7%
Bay	13,017	1%	560	13,577	239	1.8%
Clay	13,467	1%	29	13,496	209	1.6%
Santa Rosa	12,982	1%	163	13,145	164	1.3%
Martin	8,613	1%	152	8,765	224	2.6%
Charlotte	8,559	1%	122	8,681	257	3.0%
Hernando	8,543	1%	63	8,606	301	3.5%
Indian River	8,314	1%	73	8,387	178	2.1%
Citrus	7,606	1%	54	7,660	299	3.9%
Columbia	6,624	0%	31	6,655	125	1.9%
Sumter	6,106	0%	59	6,165	124	2.0%

County	FL resident cases	Non-FL resident cases	Total cases	FL resident deaths	FL death rate	
Nassau	5,590	0%	363	5,953	71	1.3%
Highlands	5,610	0%	58	5,668	225	4.0%
Walton	5,083	0%	565	5,648	58	1.1%
Jackson	5,101	0%	59	5,160	122	2.4%
Monroe	4,556	0%	231	4,787	36	0.8%
Putnam	4,667	0%	16	4,683	86	1.8%
Gadsden	4,587	0%	15	4,602	62	1.4%
Flagler	4,459	0%	49	4,508	52	1.2%
Suwannee	4,455	0%	26	4,481	96	2.2%
Hendry	3,674	0%	16	3,690	53	1.4%
Unknown	239	0%	3,002	3,241	0	0.0%
Desoto	3,138	0%	15	3,153	62	2.0%
Okeechobee	2,815	0%	29	2,844	55	2.0%
Baker	2,732	0%	12	2,744	39	1.4%
Wakulla	2,527	0%	9	2,536	29	1.1%
Bradford	2,427	0%	8	2,435	24	1.0%
Hardee	2,317	0%	11	2,328	21	0.9%
Levy	2,210	0%	9	2,219	22	1.0%
Taylor	2,201	0%	5	2,206	28	1.3%
Washington	2,177	0%	20	2,197	30	1.4%
Holmes	1,894	0%	29	1,923	31	1.6%
Madison	1,639	0%	23	1,662	34	2.1%
Union	1,578	0%	0	1,578	68	4.3%
Gulf	1,483	0%	18	1,501	30	2.0%
Lafayette	1,474	0%	0	1,474	22	1.5%
Calhoun	1,408	0%	2	1,410	32	2.3%
Hamilton	1,358	0%	15	1,373	15	1.1%
Dixie	1,256	0%	3	1,259	11	0.9%
Jefferson	1,129	0%	22	1,151	18	1.6%
Gilchrist	1,101	0%	1	1,102	27	2.5%
Franklin	1,034	0%	24	1,058	4	0.4%
Liberty	889	0%	1	890	14	1.6%
Glades	819	0%	2	821	12	1.5%
<b>Total</b>	<b>1,490,148</b>	<b>27,324</b>	<b>1,517,472</b>	<b>23,396</b>	<b>1.6%</b>	



# COVID-19: characteristics of 1,490,148 Florida resident cases

Data through Jan 12, 2021 verified as of Jan 13, 2021 at 09:25 AM

Data in this report are provisional and subject to change.

The table below includes the cities and counties of residence for cases in Florida residents based on the patient's ZIP Code. Note that city is not always received as part of the initial notification and may be missing while the case is being investigated.

City and county	Cases
Miami, Dade	191,963
Jacksonville, Duval	66,939
Orlando, Orange	66,063
Tampa, Hillsborough	52,046
Hialeah, Dade	46,808
Fort Lauderdale, Broward	33,474
Hollywood, Broward	29,299
West Palm Beach, Palm Beach	22,560
Kissimmee, Osceola	22,267
Tallahassee, Leon	21,107
Naples, Collier	20,220
Homestead, Dade	19,465
Pensacola, Escambia	19,237
Saint Petersburg, Pinellas	19,072
Fort Myers, Lee	17,697
Bradenton, Manatee	16,428
Boca Raton, Palm Beach	15,902
Ocala, Marion	15,637
Lakeland, Polk	15,410
Pompano Beach, Broward	15,267
Gainesville, Alachua	14,333
Sarasota, Sarasota	13,101
Lake Worth, Palm Beach	11,374
Cape Coral, Lee	11,296
Port Saint Lucie, St. Lucie	10,925
Clearwater, Pinellas	10,072
Miramar, Broward	9,858
Miami Beach, Dade	9,562
Boynton Beach, Palm Beach	8,850
Miami Gardens, Dade	8,527
Doral, Dade	8,475
Coral Springs, Broward	8,345
Panama City, Bay	8,290
Saint Augustine, St. Johns	8,268
Melbourne, Brevard	7,386
Winter Haven, Polk	7,267
Lehigh Acres, Lee	7,205
Delray Beach, Palm Beach	6,961
Riverview, Hillsborough	6,587
Davie, Broward	6,438
Vero Beach, Indian River	6,399
Milton, Santa Rosa	6,312
Lake City, Columbia	6,100
Sunrise, Broward	5,924
New Port Richey, Pasco	5,906
Coral Gables, Dade	5,716
Fort Pierce, St. Lucie	5,685
Saint Cloud, Osceola	5,585
Largo, Pinellas	5,578
Orange Park, Clay	5,530
Palm Bay, Brevard	5,416
Daytona Beach, Volusia	5,382
Apopka, Orange	5,301
Brandon, Hillsborough	5,100
Plantation, Broward	5,080
Spring Hill, Hernando	5,060
Clermont, Lake	4,862
North Miami Beach, Dade	4,860
Plant City, Hillsborough	4,792

# COVID-19: characteristics of 1,490,148 Florida resident cases

Data through Jan 12, 2021 verified as of Jan 13, 2021 at 09:25 AM

Data in this report are provisional and subject to change.

The table below includes the cities and counties of residence for cases in Florida residents based on the patient's ZIP Code. Note that city is not always received as part of the initial notification and may be missing while the case is being investigated.

City and county	Cases
Weston, Broward	4,791
Davenport, Polk	4,573
Sanford, Seminole	4,560
Jupiter, Palm Beach	4,523
Deltona, Volusia	4,442
Deerfield Beach, Broward	4,378
Port Charlotte, Charlotte	4,269
Winter Garden, Orange	4,207
Fort Walton Beach, Okaloosa	4,134
Stuart, Martin	4,088
Tamarac, Broward	3,994
Miami Lakes, Dade	3,905
Crestview, Okaloosa	3,771
Palm Coast, Flagler	3,762
Land O Lakes, Pasco	3,724
Wesley Chapel, Pasco	3,715
Palm Beach Gardens, Palm Beach	3,615
Palmetto, Manatee	3,600
Coconut Creek, Broward	3,593
Deland, Volusia	3,560
Winter Park, Orange	3,542
Live Oak, Suwannee	3,523
Opa Locka, Dade	3,452
Margate, Broward	3,446
Palm Harbor, Pinellas	3,441
Oviedo, Seminole	3,354
Wellington, Palm Beach	3,326
Middleburg, Clay	3,241
Altamonte Springs, Seminole	3,198
Venice, Sarasota	3,124
Lutz, Hillsborough	3,115
North Port, Sarasota	3,079
Haines City, Polk	3,075
Punta Gorda, Charlotte	3,064
Arcadia, Desoto	3,054
Sebring, Highlands	3,032
Brooksville, Hernando	3,005
Leesburg, Lake	2,984
Hallandale, Broward	2,962
Immokalee, Collier	2,953
Ocoee, Orange	2,940
Port Orange, Volusia	2,927
Valrico, Hillsborough	2,907
Saint Johns, St. Johns	2,866
Bonita Springs, Lee	2,817
Okeechobee, Okeechobee	2,804
Pembroke Pines, Broward	2,801
The Villages, Sumter	2,753
Cutler Ridge, Dade	2,744
Seminole, Pinellas	2,736
Zephyrhills, Pasco	2,628
Navarre, Santa Rosa	2,588
Ormond Beach, Volusia	2,567
Pinellas Park, Pinellas	2,527
Longwood, Seminole	2,492
Ruskin, Hillsborough	2,471
Windermere, Orange	2,454
North Lauderdale, Broward	2,446
Key West, Monroe	2,444



# COVID-19: characteristics of 1,490,148 Florida resident cases

Data through Jan 12, 2021 verified as of Jan 13, 2021 at 09:25 AM

Data in this report are provisional and subject to change.

The table below includes the cities and counties of residence for cases in Florida residents based on the patient's ZIP Code. Note that city is not always received as part of the initial notification and may be missing while the case is being investigated.

City and county	Cases
North Miami, Dade	2,443
Jacksonville Beach, Duval	2,441
Quincy, Gadsden	2,401
Gulf Breeze, Santa Rosa	2,370
Lake Worth Beach, Palm Beach	2,368
Niceville, Okaloosa	2,367
Cantonment, Escambia	2,343
Crawfordville, Wakulla	2,289
Cocoa, Brevard	2,264
Palatka, Putnam	2,217
Bartow, Polk	2,189
Hudson, Pasco	2,187
Casselberry, Seminole	2,167
Green Cove Springs, Clay	2,129
Dade City, Pasco	2,126
Panama City Beach, Bay	2,071
Perry, Taylor	2,059
Oakland Park, Broward	2,057
North Fort Myers, Lee	2,056
Fernandina Beach, Nassau	2,031
Marianna, Jackson	2,018
Ponte Vedra Beach, St. Johns	2,001
Port Richey, Pasco	1,996
Clewiston, Hendry	1,980
Lake Mary, Seminole	1,947
Auburndale, Polk	1,946
Kissimmee, Polk	1,896
Tarpon Springs, Pinellas	1,840
Winter Springs, Seminole	1,822
Aventura, Dade	1,809
Inverness, Citrus	1,800
New Smyrna Beach, Volusia	1,783
Titusville, Brevard	1,779
Lynn Haven, Bay	1,777
Royal Palm Beach, Palm Beach	1,776
Lake Wales, Polk	1,717
Fleming Island, Clay	1,716
Merritt Island, Brevard	1,709
Defuniak Springs, Walton	1,707
ChIPLEY, Washington	1,702
Santa Rosa Beach, Walton	1,688
Wimauma, Hillsborough	1,685
Belle Glade, Palm Beach	1,678
Estero, Lee	1,658
Parkland, Broward	1,641
Starke, Bradford	1,633
Dunedin, Pinellas	1,623
Eustis, Lake	1,610
Cooper City, Broward	1,591
Loxahatchee, Palm Beach	1,589
Labelle, Hendry	1,578
Holiday, Pasco	1,553
Sarasota, Manatee	1,548
Key Biscayne, Dade	1,517
Destin, Okaloosa	1,503
Parrish, Manatee	1,464
Avon Park, Highlands	1,461
Odessa, Hillsborough	1,454
Mayo, Lafayette	1,452

# COVID-19: characteristics of 1,490,148 Florida resident cases

Data through Jan 12, 2021 verified as of Jan 13, 2021 at 09:25 AM

Data in this report are provisional and subject to change.

The table below includes the cities and counties of residence for cases in Florida residents based on the patient's ZIP Code. Note that city is not always received as part of the initial notification and may be missing while the case is being investigated.

City and county	Cases
Mulberry, Polk	1,449
Palm City, Martin	1,447
Coconut Grove, Dade	1,442
Missing, Dade	1,434
Crossings, Dade	1,433
Mount Dora, Lake	1,403
Seffner, Hillsborough	1,398
Rockledge, Brevard	1,394
Carol City, Dade	1,383
Bonifay, Holmes	1,372
Tavares, Lake	1,365
Wauchula, Hardee	1,344
Riviera Beach, Palm Beach	1,333
Summerfield, Marion	1,297
Yulee, Nassau	1,285
Macclenny, Baker	1,275
Groveland, Lake	1,232
Orange City, Volusia	1,218
Maitland, Orange	1,216
Crystal River, Citrus	1,204
Lake Butler, Union	1,200
Biscayne Park, Dade	1,184
Ponte Vedra, St. Johns	1,177
Pinecrest, Dade	1,172
Lithia, Hillsborough	1,164
Callahan, Nassau	1,163
Indiantown, Martin	1,116
Homosassa, Citrus	1,115
Florida City, Dade	1,112
Sebastian, Indian River	1,111
Madison, Madison	1,108
Graceville, Jackson	1,103
Lady Lake, Lake	1,079
Atlantic Beach, Duval	1,073
Dania, Broward	1,069
Century, Escambia	1,069
Gibsonton, Hillsborough	1,058
Monticello, Jefferson	1,044
Pace, Santa Rosa	1,042
Dover, Hillsborough	1,021
Lake Placid, Highlands	1,020
Hobe Sound, Martin	1,017
Palmetto Bay, Dade	1,012
Apollo Beach, Hillsborough	997
Alachua, Alachua	982
Oldsmar, Pinellas	974
El Portal, Dade	968
Sun City Center, Hillsborough	951
Dunnellon, Marion	947
Palm Springs, Palm Beach	946
Jasper, Hamilton	915
Blountstown, Calhoun	915
Lecanto, Citrus	895
Havana, Gadsden	893
Edgewater, Volusia	886
Belleview, Marion	884
Everglades National Park, Dade	882
Lantana, Palm Beach	881
North Palm Beach, Palm Beach	875

# COVID-19: characteristics of 1,490,148 Florida resident cases

Data through Jan 12, 2021 verified as of Jan 13, 2021 at 09:25 AM

Data in this report are provisional and subject to change.

The table below includes the cities and counties of residence for cases in Florida residents based on the patient's ZIP Code. Note that city is not always received as part of the initial notification and may be missing while the case is being investigated.

City and county	Cases
Debary, Volusia	864
South Miami, Dade	864
Sanderson, Baker	861
Newberry, Alachua	857
Hilliard, Nassau	836
Williston, Levy	804
Freeport, Walton	801
Wewahitchka, Gulf	797
Jensen Beach, Martin	796
Coleman, Sumter	783
Trenton, Gilchrist	780
Safety Harbor, Pinellas	777
Keystone Heights, Clay	771
Ellenton, Manatee	770
Wildwood, Sumter	770
Satellite Beach, Brevard	770
Moore Haven, Glades	769
Beverly Hills, Citrus	766
Lauderhill, Broward	723
Frostproof, Polk	721
Fellsmere, Indian River	716
Fisher Island, Dade	714
Nokomis, Sarasota	711
Cross City, Dixie	709
Bristol, Liberty	707
Mary Esther, Okaloosa	706
Uleta, Dade	704
Olympia Heights, Dade	704
Englewood, Charlotte	700
Wilton Manors, Broward	693
Dunnellon, Citrus	686
Hernando, Citrus	685
Coral, Dade	680
Key Largo, Monroe	676
Polk City, Polk	666
Medley, Dade	664
Port Saint Joe, Gulf	662
Bushnell, Sumter	661
Chattahoochee, Gadsden	655
South Bay, Palm Beach	650
Shalimar, Okaloosa	649
Pahokee, Palm Beach	646
Lauderdale Lakes, Broward	629
Marco Island, Collier	607
Glen Saint Mary, Baker	593
Englewood, Sarasota	593
Lawtey, Bradford	592
Crescent City, Putnam	587
Fort Meade, Polk	587
Bowling Green, Hardee	564
Cocoa Beach, Brevard	560
Chiefland, Levy	555
Indialantic, Brevard	554
High Springs, Alachua	554
Miramar Beach, Walton	552
Interlachen, Putnam	545
Thonotosassa, Hillsborough	525
Neptune Beach, Duval	524
Spring Hill, Pasco	521

# COVID-19: characteristics of 1,490,148 Florida resident cases

Data through Jan 12, 2021 verified as of Jan 13, 2021 at 09:25 AM

Data in this report are provisional and subject to change.

The table below includes the cities and counties of residence for cases in Florida residents based on the patient's ZIP Code. Note that city is not always received as part of the initial notification and may be missing while the case is being investigated.

City and county	Cases
Jacksonville, St. Johns	511
Sorrento, Lake	508
Old Town, Dixie	506
Minneola, Lake	504
Southwest Ranches, Broward	503
Marathon, Monroe	500
Trinity, Pasco	499
Fruitland Park, Lake	495
Carrabelle, Franklin	493
Lake Alfred, Polk	488
Fort White, Columbia	468
Sneads, Jackson	466
Bronson, Levy	465
Fort Myers Beach, Lee	463
Sweetwater, Dade	455
Belle Isle, Orange	455
West Melbourne, Brevard	454
Baker, Okaloosa	441
Clearwater Beach, Pinellas	421
Umatilla, Lake	409
Jay, Santa Rosa	402
Cottdale, Jackson	392
Mascotte, Lake	391
Gulfport, Pinellas	390
Weeki Wachee, Hernando	390
South Daytona, Volusia	389
Centerville, Leon	385
Palm Beach, Palm Beach	385
Oakland, Orange	382
Florida State University, Leon	380
Hawthorne, Alachua	376
Rotunda West, Charlotte	375
Midway, Gadsden	374
Citra, Marion	372
Silver Springs, Marion	370
Zolfo Springs, Hardee	366
Oxford, Sumter	364
Altha, Calhoun	350
Bunnell, Flagler	349
Raiford, Union	346
Melbourne Beach, Brevard	330
Myakka City, Manatee	329
Alva, Lee	328
Missing, Volusia	326
Molino, Escambia	326
Missing, Orange	326
Branford, Suwannee	322
Surfside, Dade	321
Youngstown, Bay	315
Cape Canaveral, Brevard	312
Ocklawaha, Marion	311
Celebration, Osceola	311
Flagler Beach, Flagler	309
Tavernier, Monroe	303
Haverhill, Palm Beach	302
Hastings, St. Johns	298
Malone, Jackson	298
Archer, Alachua	297
De Leon Springs, Volusia	295

# COVID-19: characteristics of 1,490,148 Florida resident cases

Data through Jan 12, 2021 verified as of Jan 13, 2021 at 09:25 AM

Data in this report are provisional and subject to change.

The table below includes the cities and counties of residence for cases in Florida residents based on the patient's ZIP Code. Note that city is not always received as part of the initial notification and may be missing while the case is being investigated.

City and county	Cases
Bell, Gilchrist	292
Apalachicola, Franklin	288
Indian Harbour Beach, Brevard	287
East Palatka, Putnam	286
Pierson, Volusia	286
Osprey, Sarasota	281
Lehigh, Lee	278
Dundee, Polk	276
Grand Ridge, Jackson	276
Eagle Lake, Polk	274
Missing, Marion	273
Mims, Brevard	272
Greenville, Madison	266
Lake Park, Palm Beach	266
Ave Maria, Collier	264
Holly Hill, Volusia	262
Bal Harbour, Dade	255
Winter Park, Seminole	254
Jennings, Hamilton	254
Westville, Holmes	253
Vernon, Washington	249
Chuluota, Seminole	248
Melrose, Putnam	245
Tequesta, Palm Beach	243
Webster, Sumter	243
Gotha, Orange	239
Floral City, Citrus	239
Missing, Lee	239
Greenwood, Jackson	238
Eastpoint, Franklin	237
West Miami, Dade	235
Montverde, Lake	234
Grand Island, Lake	232
O Brien, Suwannee	230
Orlando, Osceola	230
Kenneth City, Pinellas	230
Satsuma, Putnam	228
Elkton, St. Johns	227
Missing, St. Johns	223
Reddick, Marion	222
Valparaiso, Okaloosa	221
Bryceville, Nassau	221
Indian Rocks Beach, Pinellas	217
Malabar, Brevard	217
San Antonio, Pasco	213
Ponce De Leon, Holmes	211
South Pasadena, Pinellas	211
Sebastian, Brevard	207
Edgewood, Orange	203
Missing, Santa Rosa	202
Belleair, Pinellas	202
Gretna, Gadsden	201
Laurel Hill, Okaloosa	198
Alafaya, Orange	193
Orlando, Seminole	192
Lake Panasoffkee, Sumter	191
Bay Harbor Islands, Dade	191
White Springs, Hamilton	188
Fort Mccoy, Marion	188

# COVID-19: characteristics of 1,490,148 Florida resident cases

Data through Jan 12, 2021 verified as of Jan 13, 2021 at 09:25 AM

Data in this report are provisional and subject to change.

The table below includes the cities and counties of residence for cases in Florida residents based on the patient's ZIP Code. Note that city is not always received as part of the initial notification and may be missing while the case is being investigated.

City and county	Cases
Anthony, Marion	185
Wellborn, Suwannee	181
Eglin Air Force Base, Okaloosa	180
Inlet Beach, Walton	180
Missing, Palm Beach	178
Lee, Madison	175
Saint James City, Lee	173
Geneva, Seminole	173
Morriston, Levy	173
Sanibel, Lee	172
Kindred, Osceola	171
Southport, Bay	168
Hosford, Liberty	167
Mcdavid, Escambia	164
Orlando, Dade	157
Fern Park, Seminole	156
Mcalpin, Suwannee	154
Azalea Park, Orange	153
Weirsdale, Marion	152
Hallandale Beach, Broward	151
Alford, Jackson	149
Greenacres, Palm Beach	149
Longboat Key, Manatee	149
Howey-In-The-Hills, Lake	147
Apopka, Seminole	146
Holmes Beach, Manatee	145
Juno Beach, Palm Beach	145
Micanopy, Alachua	144
Lakewood Ranch, Manatee	143
Fountain, Bay	142
Zellwood, Orange	142
Missing, Brevard	139
Caryville, Washington	138
Clair-Mel City, Hillsborough	137
Islamorada, Monroe	137
Astatula, Lake	136
University Of Miami, Dade	136
Summerland Key, Monroe	135
Babson Park, Polk	135
Orlando, Polk	133
Lauderdale By The Sea, Broward	130
Missing, Duval	130
Madeira Beach, Pinellas	129
Hiawassee, Orange	129
Bokeelia, Lee	128
Center Hill, Sumter	126
Holt, Okaloosa	126
Lockhart, Orange	125
Poinciana, Polk	125
Altoona, Lake	124
Sopchoppy, Wakulla	123
Bay Lake, Orange	122
Pomona Park, Putnam	120
Viera, Brevard	120
The Villages, Lake	119
Matlacha, Lee	116
Orlando, Broward	115
Mangonia Park, Palm Beach	114
Atlantis, Palm Beach	113



# COVID-19: characteristics of 1,490,148 Florida resident cases

Data through Jan 12, 2021 verified as of Jan 13, 2021 at 09:25 AM

Data in this report are provisional and subject to change.

The table below includes the cities and counties of residence for cases in Florida residents based on the patient's ZIP Code. Note that city is not always received as part of the initial notification and may be missing while the case is being investigated.

City and county	Cases
Carrollwood, Hillsborough	112
Rocky Point, Hillsborough	109
Missing, Pinellas	108
Lake Helen, Volusia	108
Oak Hill, Volusia	107
Odessa, Pasco	107
Osteen, Volusia	105
Steinhatchee, Taylor	104
Hypoluxo, Palm Beach	102
Orlando, Hillsborough	101
Baldwin, Duval	100
Big Pine Key, Monroe	100
Orlando, Volusia	100
Placida, Charlotte	99
Cutler Bay, Dade	99
Cloud Lake, Palm Beach	99
Missing, St. Lucie	99
Golden Beach, Dade	98
Grant-Valkaria, Brevard	98
South Fort Myers, Lee	97
Clarksville, Calhoun	95
Ponce Inlet, Volusia	94
University Of FI, Alachua	94
Citrus Springs, Citrus	94
Lady Lake, Sumter	92
Missing, Broward	92
Hollister, Putnam	92
Inglis, Levy	91
Panacea, Wakulla	91
Sumterville, Sumter	90
Buena Ventura Lakes, Osceola	89
San Mateo, Putnam	89
Seville, Volusia	89
Hampton, Bradford	88
Kendall, Dade	87
Temple Terrace, Hillsborough	85
Lutz, Pasco	84
Maitland, Seminole	83
Lake Hamilton, Polk	83
Missing, Pasco	83
Harmony, Osceola	82
Waldo, Alachua	82
Dinsmore, Duval	80
Missing, Collier	80
Belleair Beach, Pinellas	80
Brooker, Bradford	80
Christmas, Orange	78
Florahome, Putnam	77
Tierra Verde, Pinellas	76
F M, Lee	76
Bascom, Jackson	75
Callaway, Bay	74
Canal Point, Palm Beach	74
Lamont, Jefferson	74
Hurlburt Field, Okaloosa	74
Fruit Cove, St. Johns	73
Orlando, Palm Beach	72
Pinetta, Madison	72
Lighthouse Point, Broward	72

# COVID-19: characteristics of 1,490,148 Florida resident cases

Data through Jan 12, 2021 verified as of Jan 13, 2021 at 09:25 AM

Data in this report are provisional and subject to change.

The table below includes the cities and counties of residence for cases in Florida residents based on the patient's ZIP Code. Note that city is not always received as part of the initial notification and may be missing while the case is being investigated.

City and county	Cases
Orlando, Lake	71
Avon Park, Polk	71
Paisley, Lake	71
Palma Ceia, Hillsborough	71
Astor, Lake	69
Barefoot Bay, Brevard	69
University Of Central Florida, Orange	68
University Of South Florida, Hillsborough	66
Missing, Hillsborough	66
Welaka, Putnam	64
Missing, Escambia	64
Crystal Beach, Pinellas	63
Ochopee, Collier	63
Tyndall Air Force Base, Bay	63
Air Mail Facility, Dade	62
Stock Island, Monroe	62
Eatonville, Orange	62
Missing, Citrus	61
Lorida, Highlands	61
The Villages, Marion	61
Fort Denaud, Hendry	60
Bradenton Beach, Manatee	60
Missing, Lake	59
Campbellton, Jackson	59
Ocean Ridge, Palm Beach	58
Patrick Air Force Base, Brevard	58
Greensboro, Gadsden	58
Kathleen, Polk	58
Bonita Beach, Lee	57
Cedar Key, Levy	57
Princeton, Dade	55
North Venice, Sarasota	55
Saint Pete Beach, Pinellas	54
Boca Grande, Lee	53
Sunny Isles Beach, Dade	53
Dania Beach, Broward	52
Barry University, Dade	52
Yalaha, Lake	50
Destin, Walton	49
Georgetown, Putnam	49
Missing, Martin	49
West Park, Broward	49
Orlando, Brevard	47
Felda, Hendry	47
North Redington Beach, Pinellas	46
Walnut Hill, Escambia	46
Florida Gulf Coast Univ, Lee	45
Palm Beach Shores, Palm Beach	44
Treasure Island, Pinellas	44
Cinco Bayou, Okaloosa	43
Micco, Brevard	43
Sewalls Point, Martin	42
Cudjoe Key, Monroe	42
Anna Maria, Manatee	42
Lake Suzy, Desoto	42
Northdale, Hillsborough	41
Heathrow, Seminole	41
Bellview, Escambia	41
Reunion, Osceola	41

# COVID-19: characteristics of 1,490,148 Florida resident cases

Data through Jan 12, 2021 verified as of Jan 13, 2021 at 09:25 AM

Data in this report are provisional and subject to change.

The table below includes the cities and counties of residence for cases in Florida residents based on the patient's ZIP Code. Note that city is not always received as part of the initial notification and may be missing while the case is being investigated.

City and county	Cases
Missing, Hernando	41
Singer Island, Palm Beach	40
Ona, Hardee	40
Aloma, Orange	39
University Of Tampa, Hillsborough	39
Miromar Lakes, Lee	39
Missing, Clay	38
Town N Country, Hillsborough	38
Manalapan, Palm Beach	38
Mexico Beach, Bay	37
Missing, Monroe	37
Village Of Wellington, Palm Beach	37
Salt Springs, Marion	37
Highland City, Polk	36
City Of Sunrise, Broward	36
Eaton Park, Polk	36
Terra Ceia, Manatee	36
Duette, Manatee	36
Miami Springs, Dade	36
Orlando, Pinellas	36
University Of Central Fl, Orange	35
Orlando, Leon	35
Ebro, Washington	34
Flemington, Marion	34
Miami, Unknown	33
Waverly, Polk	33
Okahumpka, Lake	33
Saint Leo, Pasco	33
Naranja, Dade	33
Missing, Seminole	33
Enterprise, Volusia	33
Intercession City, Osceola	32
Highland Beach, Palm Beach	32
Missing, Manatee	31
Kenansville, Osceola	31
Gulf Breeze, Escambia	30
Missing, Nassau	30
Missing, Okaloosa	30
Missing, Indian River	30
Palm Shores, Brevard	30
Bonita Springs, Collier	28
Missing, Sumter	28
Key Colony Beach, Monroe	27
Bay Pines, Pinellas	27
Hialeah Gardens, Dade	27
Pensacola Beach, Santa Rosa	27
Florida State, Leon	26
Caryville, Holmes	26
Miami Shores, Dade	26
Tice, Lee	26
Jupiter, Martin	26
Florence Villa, Polk	26
Bayonet Point, Pasco	26
Dowling Park, Suwannee	26
Univ Of Fl Student Dorms, Alachua	26
Village Wellington, Palm Beach	25
South Palm Beach, Palm Beach	25
Lulu, Columbia	25
Nocatee, Desoto	25

# COVID-19: characteristics of 1,490,148 Florida resident cases

Data through Jan 12, 2021 verified as of Jan 13, 2021 at 09:25 AM

Data in this report are provisional and subject to change.

The table below includes the cities and counties of residence for cases in Florida residents based on the patient's ZIP Code. Note that city is not always received as part of the initial notification and may be missing while the case is being investigated.

City and county	Cases
Florida International Univ, Dade	25
Kinard, Calhoun	25
Bagdad, Santa Rosa	25
South Miami Heights, Dade	25
Winter Garden, Lake	25
Green Acres, Palm Beach	25
Penney Farms, Clay	25
Missing, Walton	24
Labelle, Glades	24
North Bay Village, Dade	24
Missing, Polk	24
Orlando, Pasco	24
Santa Fe, Alachua	24
Pasadena, Pinellas	23
Orlando, Duval	23
Homosassa Springs, Citrus	23
Lacoochee, Pasco	23
Poinciana, Osceola	23
Hallandale Beach, Broward	23
Chokoloskee, Collier	23
Florida Dept Of Corrections, Union	22
Tangerine, Orange	22
Earleton, Alachua	22
Mcintosh, Marion	22
Tioga, Alachua	22
Florida A And M University, Leon	21
Siesta Key, Sarasota	21
Horseshoe Beach, Dixie	21
Lealman, Pinellas	20
Palmdale, Glades	20
Cortez, Manatee	20
La Crosse, Alachua	20
Orlando, Marion	20
Fort Lauderdale, Dade	20
Goulds, Dade	20
Indian Lake Estates, Polk	20
Eloise, Polk	20
Stetson University, Volusia	19
Balm, Hillsborough	19
New Smyrna, Volusia	19
Westchase, Hillsborough	19
Sun City, Hillsborough	19
Venus, Highlands	19
Bradley, Polk	19
Ponte Vedra, Duval	19
Bonifay, Washington	19
Sparr, Marion	19
Sydney, Hillsborough	19
University Of Central Florida, Broward	18
Homeland, Polk	18
Bostwick, Putnam	18
City Of Westlake, Palm Beach	18
Little Torch Key, Monroe	18
Hawthorne, Putnam	18
Sugarloaf Key, Monroe	18
Perdido Key, Escambia	18
Babcock Ranch, Lee	18
Bonaventure, Broward	18
Branford, Lafayette	18

# COVID-19: characteristics of 1,490,148 Florida resident cases

Data through Jan 12, 2021 verified as of Jan 13, 2021 at 09:25 AM

Data in this report are provisional and subject to change.

The table below includes the cities and counties of residence for cases in Florida residents based on the patient's ZIP Code. Note that city is not always received as part of the initial notification and may be missing while the case is being investigated.

City and county	Cases
Orange Lake, Marion	18
Missing, Osceola	18
Saint Marks, Wakulla	17
Apopka, Lake	17
Mexico Beach, Gulf	17
Orlando, Alachua	17
Ridge Manor, Pasco	17
Long Key, Monroe	17
Bayshore Gardens, Manatee	17
Crystal Springs, Pasco	16
Alturas, Polk	16
Champions Gate, Polk	16
Yankeetown, Levy	16
Graceville, Holmes	16
West Panama City Beach, Bay	16
Wabasso, Indian River	16
Pine Castle, Orange	15
Maitland, Volusia	15
Pine Hills, Orange	15
Mango, Hillsborough	15
Candler, Marion	15
Laud-By-The-Sea, Broward	15
Lowell, Marion	15
Paxton, Walton	15
Wausau, Washington	15
Loughman, Polk	15
Murdock, Charlotte	14
Plymouth, Orange	14
Winter Park, Polk	14
Jensen Beach, St. Lucie	14
Parker, Bay	14
Pembroke Park, Broward	14
White Springs, Columbia	14
University Of Central Fl, Hillsborough	14
Miami, Broward	14
Gulf Stream, Palm Beach	14
Indian River Shores, Indian River	14
Ocoee, Lake	14
Orlando, Manatee	14
Village Of Palmetto Bay, Dade	14
Goodland, Collier	14
Florida International University, Dade	14
Missing, Flagler	14
Mount Dora, Orange	14
Tallevast, Manatee	13
Orlando, Lee	13
Lakeshore, Polk	13
Gulf Hammock, Levy	13
Hernando Beach, Hernando	13
Orlando, Flagler	13
Everglades City, Collier	13
Woodville, Leon	13
Maitland, Polk	13
Forest City, Orange	12
Fort Ogden, Desoto	12
Westlake, Palm Beach	12
Fort Charlotte, Charlotte	12
Wewahitchka, Calhoun	12
Golden Oak, Orange	12

# COVID-19: characteristics of 1,490,148 Florida resident cases

Data through Jan 12, 2021 verified as of Jan 13, 2021 at 09:25 AM

Data in this report are provisional and subject to change.

The table below includes the cities and counties of residence for cases in Florida residents based on the patient's ZIP Code. Note that city is not always received as part of the initial notification and may be missing while the case is being investigated.

City and county	Cases
Zellwood, Lake	12
High Springs, Gilchrist	12
Nalcrest, Polk	12
Pensacola Beach, Escambia	12
Maitland, Osceola	12
Holder, Citrus	11
Union Park, Orange	11
Saint Johns, Duval	11
Maxville, Duval	11
Gonzalez, Escambia	11
Missing, Jackson	11
Archer, Levy	11
Hollywood, Dade	11
Jacksonville, Unknown	11
Buckingham, Lee	11
Daytona Beach Shores, Volusia	11
Unknown, Dade	11
Saint George Island, Franklin	11
Long Boat Key, Manatee	11
Lake City, Suwannee	11
Missing, Taylor	11
Missing, Columbia	10
Telogia, Liberty	10
Trilby, Pasco	10
Redington Shores, Pinellas	10
Watersound, Walton	10
Choctaw Beach, Okaloosa	10
Brooksville, Pasco	10
Trenton, Levy	10
Ramrod Key, Monroe	10
Shady Hills, Pasco	10
Rosemary Beach, Walton	10
Passport, Unknown	10
Greenville, Taylor	10
Graham, Bradford	10
Apopka, Volusia	10
Leisure City, Dade	10
Laurel Hill, Walton	10
Durant, Hillsborough	10
Wahneta, Polk	10
Perrine, Dade	9
Roseland, Indian River	9
Dade City, Hernando	9
Orlando, Escambia	9
Missing, Bay	9
Hillsboro Beach, Broward	9
Suwannee, Dixie	9
Lamont, Madison	9
Rubonia, Manatee	9
Steinhatchee, Dixie	9
Indian Creek Village, Dade	9
University Park, Manatee	9
Saint Lucie West, St. Lucie	9
Belleair Bluffs, Pinellas	9
Lake Como, Putnam	9
Johns Pass Village, Pinellas	9
Lake Buena Vista, Orange	9
Orlando, Okaloosa	9
Cottdonale, Washington	9



# COVID-19: characteristics of 1,490,148 Florida resident cases

Data through Jan 12, 2021 verified as of Jan 13, 2021 at 09:25 AM

Data in this report are provisional and subject to change.

The table below includes the cities and counties of residence for cases in Florida residents based on the patient's ZIP Code. Note that city is not always received as part of the initial notification and may be missing while the case is being investigated.

City and county	Cases
Otter Creek, Levy	9
Palma Sola, Manatee	9
Davenport, Osceola	9
Maitland, Hillsborough	8
Hialeah, Unknown	8
Jerome, Collier	8
Lake Monroe, Seminole	8
Ferndale, Lake	8
Missing, Holmes	8
Florida State Univ Admin, Leon	8
Forest City, Seminole	8
Ozona, Pinellas	8
Orlando, St. Lucie	8
Nichols, Polk	8
Mount Plymouth, Lake	8
Braden River, Manatee	8
Fanning Springs, Gilchrist	8
West Delray Beach, Palm Beach	8
Webster, Hernando	8
University Of Central Fl, Martin	7
Evinston, Alachua	7
Missing, Putnam	7
Salem, Taylor	7
Virginia Gardens, Dade	7
Cypress, Jackson	7
Los Angeles, Dade	7
Hutchinson Island, St. Lucie	7
Kingsley Lake, Bradford	7
Orlando, Sarasota	7
Kissimmee, Orange	7
Beverly Beach, Flagler	7
Switzerland, St. Johns	7
Pine Ridge, Citrus	7
Innovation, Pasco	7
Citrus Ridge, Indian River	7
Ponce De Leon, Walton	7
Redington Beach, Pinellas	7
Missing, Sarasota	7
Maitland, Lake	7
Sea Ranch Lakes, Broward	6
Winderemere, Orange	6
East Lake, Marion	6
Gibsonia, Polk	6
Aripeka, Pasco	6
Grandin, Putnam	6
Palm City, St. Lucie	6
Ocoee, Osceola	6
River Ranch, Polk	6
Quail Heights, Dade	6
Cross Creek, Alachua	6
Niceville, Walton	6
Morrison, Marion	6
Duck Key, Monroe	6
Umatilla, Marion	6
Lloyd, Jefferson	6
Orchid, Indian River	6
Seacrest, Walton	6
Orlando, St. Johns	6
Orange Springs, Marion	6

# COVID-19: characteristics of 1,490,148 Florida resident cases

Data through Jan 12, 2021 verified as of Jan 13, 2021 at 09:25 AM

Data in this report are provisional and subject to change.

The table below includes the cities and counties of residence for cases in Florida residents based on the patient's ZIP Code. Note that city is not always received as part of the initial notification and may be missing while the case is being investigated.

City and county	Cases
Missing, Suwannee	6
Missing, Unknown	6
Fernandina, Nassau	6
Port Saint John, Brevard	6
Mayport Naval Station, Duval	6
Lake Butler, Bradford	6
Grant Valkaria, Brevard	6
Briny Breezes, Palm Beach	6
Citrus Hills, Citrus	6
Basinger, Okeechobee	6
Eatonville, Polk	5
Missing, Alachua	5
Winter Garden, Osceola	5
Elfers, Pasco	5
Orlando, Collier	5
Orlando, Hernando	5
Okeechobee, Martin	5
Windermere, Alachua	5
Ybor City, Hillsborough	5
Miccosukee, Leon	5
Keystone Heights, Bradford	5
Copeland, Collier	5
PsI, Unknown	5
Naples, Lee	5
Lakewood Ranch, Sarasota	5
Longboat Key, Sarasota	5
Fairfield, Marion	5
Eau Gallie, Brevard	5
Indian Shores, Pinellas	5
Captiva, Lee	5
Seybold, Dade	5
Stuart, St. Lucie	5
Putnam Hall, Putnam	5
Pass, Unknown	5
Winter Park, Broward	5
Valkaria, Brevard	5
Orlando, Charlotte	5
White City, Gulf	5
Worthington Springs, Union	5
Winter Garden, Seminole	5
Ebro, Bay	5
Deer Island, Lake	5
Barberville, Volusia	5
Grove City, Charlotte	5
Westchester, Dade	5
Wildlight, Nassau	5
Missing, Highlands	5
Apopka, Broward	5
Glen Ridge, Palm Beach	4
Goldenrod, Seminole	4
Orlando, Highlands	4
Missing, Hendry	4
Scottsmoor, Brevard	4
Port Salerno, Martin	4
Ocean Breeze, Martin	4
Orlando, Bay	4
Hialeah, Broward	4
Melrose, Bradford	4
Alys Beach, Bay	4

# COVID-19: characteristics of 1,490,148 Florida resident cases

Data through Jan 12, 2021 verified as of Jan 13, 2021 at 09:25 AM

Data in this report are provisional and subject to change.

The table below includes the cities and counties of residence for cases in Florida residents based on the patient's ZIP Code. Note that city is not always received as part of the initial notification and may be missing while the case is being investigated.

City and county	Cases
Eglin, Okaloosa	4
Shady Grove, Taylor	4
Tampa, Pinellas	4
Orlando, Santa Rosa	4
Holt, Santa Rosa	4
Inlet Beach, Bay	4
Maitland, Leon	4
Laurel, Sarasota	4
Missing, Leon	4
Milton, Escambia	4
Mayport, Duval	4
University Of Central Florida, Brevard	4
West Bradenton, Manatee	4
Windermere, Leon	4
Punta Gorda, Lee	4
Okeechobee, Glades	4
Orlando, Columbia	4
Orlando, Indian River	4
Saint Augustine Beach, St. Johns	4
Loxahatchee Groves, Palm Beach	4
Live Oak, Madison	4
Newberry, Gilchrist	4
Okeechobee, Osceola	4
Miami Gardens, Unknown	4
Miramar, Dade	4
Missing, Calhoun	4
Fort Lauderdale, Palm Beach	4
Clewiston, Palm Beach	4
Branford, Gilchrist	4
San Carlos Park, Lee	4
Clarcona, Orange	4
Pensacola, Unknown	4
Wakulla Springs, Wakulla	4
Orlando, Citrus	4
Oneco, Manatee	4
Alafaya, Broward	4
International Service Center, Dade	4
Williston, Marion	4
Orange Park, Duval	4
Saint Augustine, Duval	4
Nobleton, Hernando	4
El Jobean, Charlotte	4
Hinsdale, Manatee	4
Bella Collina, Lake	4
Apopka, Hillsborough	3
Anastasia Island, St. Johns	3
East Rockland Key, Monroe	3
Missing, Washington	3
Ocean Reef Club, Monroe	3
Mims, Volusia	3
Jonesville, Alachua	3
Julington Creek, St. Johns	3
Point Washington, Walton	3
University Of Central FI, Seminole	3
Seacrest, Bay	3
Vero Beach, St. Lucie	3
Hollywood, Unknown	3
Indian Rock Beach, Pinellas	3
Inglis, Citrus	3

# COVID-19: characteristics of 1,490,148 Florida resident cases

Data through Jan 12, 2021 verified as of Jan 13, 2021 at 09:25 AM

Data in this report are provisional and subject to change.

The table below includes the cities and counties of residence for cases in Florida residents based on the patient's ZIP Code. Note that city is not always received as part of the initial notification and may be missing while the case is being investigated.

City and county	Cases
Monticello, Madison	3
Mayport Naval Housing, Duval	3
Bowling Green, Polk	3
Fernandina Beach, Duval	3
Fpo, Duval	3
Day, Lafayette	3
Crestview, Walton	3
Cypress Gardens, Polk	3
Crescent Beach, Sarasota	3
Samoset, Manatee	3
San Fernando, Unknown	3
Pompano Beach, Palm Beach	3
Vernon, Bay	3
Windermere, Palm Beach	3
Winter Park, Brevard	3
Orlando, Nassau	3
Sugarloaf, Monroe	3
Winter Garden, Leon	3
Westville, Walton	3
Haines Creek, Lake	3
Glenwood, Volusia	3
Ft Pierce, St. Lucie	3
Milligan, Okaloosa	3
Lamont, Taylor	3
Sorrento, Orange	3
Bristol, Calhoun	3
Bayou George, Bay	3
Babcock Ranch, Charlotte	3
Conch Key, Monroe	3
Coraopolis, Citrus	3
Chicago, Lee	3
Jacksonville, Alachua	3
Orlando, Jackson	3
North Fort Myers, Charlotte	3
Kissimmee, Unknown	3
Jacksonville Naval Air Station, Duval	3
Lynbrook, Broward	3
Lakeland, Hillsborough	3
Lake Geneva, Clay	3
Miami, Palm Beach	3
Miami Gardens, Broward	3
Deerfield Beach, Palm Beach	3
Blountstown, Liberty	3
Hallandale Beach, Unknown	3
Saint Augusaintine Beach, St. Johns	3
Orlando, Martin	3
Port Saint Lucie, Martin	3
Port Charlotte, Unknown	3
Windermere, Seminole	3
Village Of Golf, Palm Beach	3
Jacksonville, Clay	3
Apopka, Dade	3
Orlando, Union	3
Sunny Hills, Washington	3
Winter Park, Alachua	3
Winter Park, Leon	3
Winter Park, Osceola	3
Mid Florida, Seminole	3
Margate, Unknown	3

# COVID-19: characteristics of 1,490,148 Florida resident cases

Data through Jan 12, 2021 verified as of Jan 13, 2021 at 09:25 AM

Data in this report are provisional and subject to change.

The table below includes the cities and counties of residence for cases in Florida residents based on the patient's ZIP Code. Note that city is not always received as part of the initial notification and may be missing while the case is being investigated.

City and county	Cases
Maitland, Pasco	3
Highland Park, Polk	3
Winter Garden, Polk	3
Pp, Unknown	3
Orem, Palm Beach	3
Woodside, Broward	3
University Of Central Florida, Palm Beach	3
Winter Park, Lake	3
Lanark Village, Franklin	3
Labelle, Lee	3
Ocoee, Broward	3
Apopka, Osceola	3
Brewton, Escambia	3
Cassadaga, Volusia	2
Hialeah Lakes, Dade	2
Fort Walton Beach, Walton	2
Dunnellon, Levy	2
Orlando, Holmes	2
Orlando, Sumter	2
Moore Haven, Hendry	2
Naples, Broward	2
Lake Harbor, Palm Beach	2
University Of Central Florida, Pinellas	2
Windermere, Polk	2
Wimauma, Manatee	2
University Of Central FI, Dade	2
University Of Central FI, Osceola	2
Sumatra, Liberty	2
Portland, Unknown	2
Pp, Dade	2
Provo, Broward	2
Winter Garden, Hillsborough	2
Ocala, Unknown	2
Pass, Dade	2
Tangerine, Lake	2
Jacksonville, Dade	2
Los Angeles, Broward	2
Madison, Unknown	2
Lockhart, Seminole	2
Florida Power & Light Co, Dade	2
Amelia City, Nassau	2
Alligator Point, Wakulla	2
West Palm Beach, Dade	2
Tarpon Springs, Pasco	2
Oklawaha, Marion	2
Olustee, Baker	2
Ocoee, Duval	2
Apopka, Flagler	2
Apopka, Marion	2
Apopka, Sarasota	2
Bonifay, Jackson	2
Clermont, Polk	2
Doctors Inlet, Clay	2
Deland, Lake	2
Greenville, Jefferson	2
Fort Pierce, Martin	2
Ludlam, Dade	2
Lecanto, Marion	2
Winter Garden, Broward	2

# COVID-19: characteristics of 1,490,148 Florida resident cases

Data through Jan 12, 2021 verified as of Jan 13, 2021 at 09:25 AM

Data in this report are provisional and subject to change.

The table below includes the cities and counties of residence for cases in Florida residents based on the patient's ZIP Code. Note that city is not always received as part of the initial notification and may be missing while the case is being investigated.

City and county	Cases
Winter Garden, Dade	2
Windermere, Osceola	2
Winter Park, St. Johns	2
Orlando, Unknown	2
Saint Petersburg, Hillsborough	2
Seven Springs, Pasco	2
Upper Key Largo, Monroe	2
Immokalee, Lee	2
Eatonville, Lake	2
Fort Lauderdale, Unknown	2
Fort Myers, Unknown	2
Alligator Point, Franklin	2
Coconut Creek, Unknown	2
Crawfordville, Leon	2
None, Dade	2
Mount Pleasant, Gadsden	2
Lutz, Pinellas	2
Lawtey, Union	2
Los Angeles, Okaloosa	2
Jacksonville Naval Hospital, Duval	2
Longview, Dade	2
Jacksonville, Nassau	2
Hosford, Calhoun	2
Noma, Holmes	2
Okeechobee, Lake	2
Melrose, Clay	2
Mesa, Unknown	2
Cape Haze, Charlotte	2
000000, Unknown	2
Boynton Beach, Broward	2
Tampa, Hernando	2
Summerfield, Unknown	2
University Of Central Florida, Lee	2
Vero Beach, Unknown	2
Wauchula, Desoto	2
Sebring, Desoto	2
Pompano Beach, Unknown	2
Ormond Beach, Flagler	2
Panama City, Unknown	2
Yeehaw, Okeechobee	2
Winter Park, Dade	2
Land O Lakes, Hillsborough	2
Missing, Okeechobee	2
Lakeland, Unknown	2
Fort Lauderdale, Alachua	2
Cross City, Taylor	2
Carl Fisher, Dade	2
Boca Raton, Broward	2
Saint Marys, Nassau	2
Windermere, Lake	2
Winter Park, Highlands	2
Wacissa, Jefferson	2
Ocoee, Leon	2
Orlo Vista, Orange	2
Port Saint Lucie, Palm Beach	2
Weirsdale, Lake	2
Tampa, Broward	2
Port Canaveral, Brevard	2
Seguin, Unknown	2



# COVID-19: characteristics of 1,490,148 Florida resident cases

Data through Jan 12, 2021 verified as of Jan 13, 2021 at 09:25 AM

Data in this report are provisional and subject to change.

The table below includes the cities and counties of residence for cases in Florida residents based on the patient's ZIP Code. Note that city is not always received as part of the initial notification and may be missing while the case is being investigated.

City and county	Cases
Sunrise, Unknown	2
Oakland Park, Unknown	2
N/A, Unknown	2
Claysville, Hernando	2
Cibolo, Orange	2
Dade City, Unknown	2
Cross Key, Monroe	2
Cape San Blas, Gulf	2
Marysville, Dade	2
Island Grove, Alachua	2
Green Cove Springs, Duval	2
Venice, Dade	2
Union, Manatee	2
University Of Central Fl, Broward	2
Sand Lake, Orange	2
Sandestin, Walton	2
Port St. Lucie, St. Lucie	2
Windermere, Hillsborough	2
Winter Park, Collier	2
Winter Park, Duval	2
Winter Park, Hillsborough	2
Jupiter Island, Martin	2
Labelle, Collier	2
Lauderhill, Unknown	2
Longwood, Unknown	2
Miramar, Unknown	2
Miami, Martin	2
Long Beach, Orange	2
Maitland, Palm Beach	2
Okeechobee, Highlands	2
New Port Richey, Hillsborough	2
Alford, Washington	2
Alys Beach, Walton	2
Apopka, Duval	2
At Large, Broward	2
Austin, Dade	1
Azalea Park, Broward	1
Belle Isle, Seminole	1
Arabi, Orange	1
Altamonte Springs, Orange	1
Addison, Pasco	1
Alafaya, Dade	1
Apo, Collier	1
Apopka, Alachua	1
Apopka, Citrus	1
Coal City, Pasco	1
Commerce Township, Manatee	1
Crawfordville, Alachua	1
Celebration, Orange	1
Chicago, Broward	1
Boys Ranch, Suwannee	1
Big Torch Key, Monroe	1
Black, Holmes	1
Boca Raton, Lee	1
Bonifay, Unknown	1
Bonnie, St. Johns	1
Crescent City, Marion	1
Crestview, Unknown	1
Delray Beach, Broward	1

# COVID-19: characteristics of 1,490,148 Florida resident cases

Data through Jan 12, 2021 verified as of Jan 13, 2021 at 09:25 AM

Data in this report are provisional and subject to change.

The table below includes the cities and counties of residence for cases in Florida residents based on the patient's ZIP Code. Note that city is not always received as part of the initial notification and may be missing while the case is being investigated.

City and county	Cases
Fort Worth, Broward	1
Franklin, Orange	1
Gainesville, Santa Rosa	1
Gwynn Oak, Polk	1
High Springs, Columbia	1
Fort Lauderdale, Lee	1
Fort Pierce, Brevard	1
Newaygo, Charlotte	1
North Port, Charlotte	1
Na, Dade	1
Naples, Leon	1
Mattoon, Lee	1
Miami Beach, Unknown	1
Milford, Bay	1
Missing, Desoto	1
Los Angeles, Orange	1
Marianna, Leon	1
Marianna, Washington	1
Mary Esther, Hillsborough	1
Lecanto, Palm Beach	1
Littleton, St. Johns	1
Lake Worth, Unknown	1
Lake Como, Nassau	1
Lake In The Hills, Broward	1
Jupiter, Pinellas	1
Kansas City, Palm Beach	1
Indianapolis, Lee	1
Jena, Taylor	1
Winter Park, Manatee	1
Winter Park, Palm Beach	1
Winter Park, Volusia	1
Winter Springs, Orange	1
Youngstown, Washington	1
Zellwood, Brevard	1
Zellwood, Osceola	1
Winnetka, Dade	1
Port Saint Lucie, Marion	1
Port St Luice, Unknown	1
Roswell, Bay	1
Ruskin, Dade	1
Ruskin, Manatee	1
Scottsdale, Brevard	1
Saint Petersburg, Duval	1
Pompano Beach, Dade	1
Pompano Beach, Osceola	1
Port Charlotte, Lee	1
Pine Hills, Polk	1
Pensacola Naval Hospital, Escambia	1
Pace, Escambia	1
Painted Post, Pasco	1
Palatka, Marion	1
Tavares, Unknown	1
Temple, Palm Beach	1
St Peterburg, Orange	1
Stiamk, Dade	1
Sun City Center, Lee	1
Surfside Beach, Orange	1
Wabasha, Clay	1
Unknown, Duval	1

# COVID-19: characteristics of 1,490,148 Florida resident cases

Data through Jan 12, 2021 verified as of Jan 13, 2021 at 09:25 AM

Data in this report are provisional and subject to change.

The table below includes the cities and counties of residence for cases in Florida residents based on the patient's ZIP Code. Note that city is not always received as part of the initial notification and may be missing while the case is being investigated.

City and county	Cases
Upland, Manatee	1
West Hollywood, Broward	1
Waverly, Duval	1
Weston, Unknown	1
Wildwood, Lee	1
West Palm Beach, Unknown	1
Greensboro, Leon	1
Glen Cove, Unknown	1
Glen Saint Mary, Duval	1
Jacksonville, Baker	1
Jupiter Inlet, Palm Beach	1
Jzx, Unknown	1
Key West, Palm Beach	1
Kilgore, Dade	1
Lake Forest, Collier	1
Irmo, Unknown	1
Metter, Manatee	1
Miamksaohes, Dade	1
Miami Dade, Unknown	1
Macclenny, Dixie	1
Madison, Jefferson	1
Land O Lakes, Unknown	1
Landolakes, Unknown	1
Lawton, Okaloosa	1
Lima, Volusia	1
Missing, Lafayette	1
Monument, Broward	1
Morrisville, Palm Beach	1
Mokena, Lee	1
Canton, Duval	1
Bradenton, Lee	1
Callahan, Duval	1
Bogota, Unknown	1
Alafaya, Pinellas	1
Apopka, Leon	1
Alachua, Suwannee	1
Atlanta, Walton	1
Attalla, Broward	1
Auburn, Palm Beach	1
Autaugaville, Broward	1
Azalea Park, Lake	1
Azalea Park, Polk	1
Crystal River, Marion	1
Dalecity, Okaloosa	1
Deerfield Beach, Polk	1
Defuniak Springs, Okaloosa	1
Clarcona, Seminole	1
Clearwater, Leon	1
Crestview, Broward	1
Gainesville, Levy	1
Fleming Island, Duval	1
Florida City, Unknown	1
Eatonville, Hillsborough	1
North Brunswick, St. Lucie	1
North Lauderdale, Unknown	1
Ocala, Duval	1
North Porte, Unknown	1
Notrealville, Polk	1
Okeechobi, Unknown	1

# COVID-19: characteristics of 1,490,148 Florida resident cases

Data through Jan 12, 2021 verified as of Jan 13, 2021 at 09:25 AM

Data in this report are provisional and subject to change.

The table below includes the cities and counties of residence for cases in Florida residents based on the patient's ZIP Code. Note that city is not always received as part of the initial notification and may be missing while the case is being investigated.

City and county	Cases
Ocoee, Manatee	1
Orem, Dade	1
Orlando, Clay	1
Orlando, Gadsden	1
Orlando, Walton	1
Oviedo, Lake	1
Surprise, Unknown	1
St Cloud, Orange	1
San Marcos, Unknown	1
Sarasota, Unknown	1
Saint Petersburg, Bay	1
Ridgewood, Lee	1
Roseville, Broward	1
Port St. Lucie, Unknown	1
Putnam, Putnam	1
Pooler, Broward	1
Plantation Key, Monroe	1
Plantation, Leon	1
Pensacola, Dade	1
Panomo City, Bay	1
Syracuse, Unknown	1
University Of Central Florida, Duval	1
Twentynine Palms, Broward	1
Vernon, Walton	1
Venezuela, Unknown	1
Whippany, Volusia	1
Xifamk, Dade	1
Winfield, Hillsborough	1
Winter Garden, Lee	1
Winter Garden, Unknown	1
Winter Park, Bay	1
West Miami, Unknown	1
Prattville, Hillsborough	1
Prestonsburg, Bay	1
Quincy, Jackson	1
Rapid City, Broward	1
Red Bay, Holmes	1
Piasa, Putnam	1
Palmetto, Pasco	1
Pass-A-Grille Beach, Pinellas	1
Pembroke Lakes, Broward	1
Other, Dade	1
Palmetto Bay, Palm Beach	1
New Middletown, Hillsborough	1
Orlando, Putnam	1
Waipahu, Santa Rosa	1
Ward, Polk	1
Wellborn, Columbia	1
Summner, Unknown	1
Syracuse, Polk	1
Tallahassee, Dade	1
Tamarac, Dade	1
Tavares, Orange	1
Topsham, Manatee	1
Town Of Nocatee, St. Johns	1
Unkn, Duval	1
Suitland, Volusia	1
Shirley, Flagler	1
Seminole, Leon	1

# COVID-19: characteristics of 1,490,148 Florida resident cases

Data through Jan 12, 2021 verified as of Jan 13, 2021 at 09:25 AM

Data in this report are provisional and subject to change.

The table below includes the cities and counties of residence for cases in Florida residents based on the patient's ZIP Code. Note that city is not always received as part of the initial notification and may be missing while the case is being investigated.

City and county	Cases
Russellville, Bay	1
Saint Joseph, Volusia	1
San Antonio, Orange	1
Woodbine, Nassau	1
Winter Garden, Marion	1
Winter Park, Citrus	1
Winter Park, Hendry	1
Winter Garden, Duval	1
West Yarmouth, St. Lucie	1
Venetian Islands, Dade	1
Belle Isle, Osceola	1
Bel Air, Collier	1
Alachua, Duval	1
Alpharetta, Broward	1
Apopka, Brevard	1
Apopka, Clay	1
Apopka, Polk	1
Asheville, Highlands	1
Astoria, Broward	1
Bartow, Hardee	1
Carmel, Orange	1
Caracas, Dade	1
Boston, Broward	1
Brooklyn, Broward	1
Brooklyn, Dade	1
Brooklyn, Lee	1
Dallas, Hernando	1
Coconut Ck, Unknown	1
Chicago, Unknown	1
Fort Lauderdale, Leon	1
Fort White, Clay	1
Deer Park, Dade	1
Deerfield Beach, Unknown	1
Deland, Seminole	1
Deltona, Seminole	1
Doral, Unknown	1
Downingtown, Hillsborough	1
Dpo, Santa Rosa	1
Garden City, Alachua	1
Gaylord, Orange	1
Gotcha, Orange	1
Greensburg, Palm Beach	1
Fisher Island, Unknown	1
Hallandale, Unknown	1
Gurabo, Osceola	1
Hernando, Marion	1
Hialeah, Collier	1
Helen, Bay	1
Lake Butler, Alachua	1
Kingsland, Nassau	1
Knoxville, Bay	1
Indian Rocks Beach, Duval	1
Key West, Duval	1
Keys West, Unknown	1
Hoclywsod, Dade	1
Hiawassee, Osceola	1
Homeless, Hillsborough	1
Homeless, Monroe	1
Homeless, Pinellas	1

# COVID-19: characteristics of 1,490,148 Florida resident cases

Data through Jan 12, 2021 verified as of Jan 13, 2021 at 09:25 AM

Data in this report are provisional and subject to change.

The table below includes the cities and counties of residence for cases in Florida residents based on the patient's ZIP Code. Note that city is not always received as part of the initial notification and may be missing while the case is being investigated.

City and county	Cases
Inwood, Broward	1
Irvine, Marion	1
Jefferson, Dade	1
Jonesboro, Leon	1
Jupiter, Dade	1
Jupiter, St. Lucie	1
Kenilworth, Leon	1
Monroe Township, Palm Beach	1
Moore Haven, Okeechobee	1
Morrisville, Unknown	1
Milford, Lee	1
Missing, Levy	1
North Palm Beach, Orange	1
Northport, Sarasota	1
Oakland, Lee	1
Las Vegas, Palm Beach	1
Ldhl, Broward	1
Little Neck, Lee	1
Micanopy, Marion	1
Mckinney, Broward	1
Miamc, Dade	1
Wtixrat, Dade	1
Pembroke Pines, Dade	1
Pensacola, Sumter	1
Paducah, Manatee	1
Puerto Rico, Unknown	1
Randolph, Orange	1
Refused, Unknown	1
Perth Amboy, Hillsborough	1
Saint Lucie Village, St. Lucie	1
Powell, Lee	1
Sharpes, Brevard	1
Sanford, Orange	1
Saint Petersburg, Charlotte	1
Westlake Village, Unknown	1
Windermere, Volusia	1
Watersound, Bay	1
Unk, Duval	1
Ventura, Orange	1
Suntise, Dade	1
Tallahassee, Gadsden	1
Tallahassee, Madison	1
Trenton, Dixie	1
Unknown, Unknown	1
Toms River, Lee	1
Tourist, Dade	1
Bonita, Lee	1
Belle Isle, Duval	1
Bocaraten, Palm Beach	1
Bronson, Alachua	1
Brooker, Alachua	1
Brandon, Pinellas	1
Alva, Escambia	1
Arcadia, Highlands	1
Baker, Santa Rosa	1
Armstrong, St. Johns	1
Atl, Brevard	1
Belleville, Palm Beach	1
Belmont, Santa Rosa	1



# COVID-19: characteristics of 1,490,148 Florida resident cases

Data through Jan 12, 2021 verified as of Jan 13, 2021 at 09:25 AM

Data in this report are provisional and subject to change.

The table below includes the cities and counties of residence for cases in Florida residents based on the patient's ZIP Code. Note that city is not always received as part of the initial notification and may be missing while the case is being investigated.

City and county	Cases
Blountstown, Broward	1
Cincinnati, Dade	1
Champions Gate, Osceola	1
Davie, Unknown	1
Dayton, Orange	1
Floral, Okaloosa	1
Dfafs, Okaloosa	1
Edgewood, Broward	1
Macclenny, Duval	1
Mantua, Broward	1
Mayaguez, Dade	1
Middletown, Osceola	1
Oldsray, Manatee	1
North Laud, Unknown	1
Ocoee, Unknown	1
Murrieta, Seminole	1
Monroe, Hillsborough	1
Hoosick Falls, Broward	1
Hialeahgardens, Dade	1
Greenbrier, Bay	1
Gibson, Unknown	1
Gainesville, Okaloosa	1
Longwood, Broward	1
Lucedale, St. Lucie	1
Interlachen, Duval	1
Kure Beach, Monroe	1
Lakeland, Palm Beach	1
Louisville, Manatee	1
Los Angeles Ca, Unknown	1
Lewisburg, Pasco	1
Littleton, Dade	1
Maitland, Dade	1
Lake City, Hamilton	1
Jerusalem, St. Johns	1
La Grange, Dade	1
Navarre, Okaloosa	1
New Orleans, Palm Beach	1
Newark, Broward	1
Newburgh, Bay	1
North Pole, Seminole	1
North Port, Lee	1
Miami Lakes, Unknown	1
Miami, Hillsborough	1
Miami, Orange	1
Marshall, Dade	1
Middlesburg, Duval	1
Missing, Hardee	1
Clermont, Osceola	1
Clewiston, Glades	1
Deland, St. Lucie	1
Deltona, Orange	1
Cartersville, Unknown	1
Anaheim, Unknown	1
Alafaya, Palm Beach	1
Athens, Duval	1
Bogota, Orange	1
Bradington, Manatee	1
Bronx, Palm Beach	1
Blountstown, Jackson	1

# COVID-19: characteristics of 1,490,148 Florida resident cases

Data through Jan 12, 2021 verified as of Jan 13, 2021 at 09:25 AM

Data in this report are provisional and subject to change.

The table below includes the cities and counties of residence for cases in Florida residents based on the patient's ZIP Code. Note that city is not always received as part of the initial notification and may be missing while the case is being investigated.

City and county	Cases
Belle Isle, Dade	1
Fort Pierce, Unknown	1
Gotha, Palm Beach	1
Eatonville, Osceola	1
Cypress, Leon	1
Edgewood, Osceola	1
Homeless, Polk	1
Homosassa, Hernando	1
Harrison, Pinellas	1
Granada Hills, Broward	1
Hailandale, Unknown	1
Hialeah, Bay	1
University Of Central Fl, Clay	1
Tulsa, Orange	1
Tiffin, Highlands	1
Sun City Center, Hardee	1
Tallahassee, Duval	1
Tampa, Palm Beach	1
Saint Petersburg, St. Lucie	1
Saint Johns, Unknown	1
Rye, Duval	1
Saxis, Lee	1
Sebring, Lee	1
Spring Hill , Hernando	1
Starke, Clay	1
Stone Mountain, Palm Beach	1
Orlando, Washington	1
Palm Coast, Polk	1
Palm Coast, Volusia	1
Parker, Dade	1
Oooooo, Unknown	1
Port Everglades, Broward	1
Plantation, Orange	1
Peoria, Unknown	1
Pacifica, Dade	1
Rex, Duval	1
Winter Garden, Pinellas	1
Winter Park, Calhoun	1
Winter Park, Indian River	1
Winter Park, Lee	1
Zolfo Springs, Polk	1
Windermere, Pasco	1
West Villages, Sarasota	1
Westbrook, Dade	1
Wichita, Volusia	1
Wildwood, Marion	1
Winder Garden, Orange	1
Windermere, Broward	1
Washington, Unknown	1
Wekiva Springs, Seminole	1
Vernon, Unknown	1
Lemoyne, Manatee	1
Marianna, Calhoun	1
Magnolia Square, Osceola	1
Maitland, Alachua	1
Lawrence Township, Palm Beach	1
Las Vegas, Orange	1
Melrose, Alachua	1
Miamf, Dade	1

# COVID-19: characteristics of 1,490,148 Florida resident cases

Data through Jan 12, 2021 verified as of Jan 13, 2021 at 09:25 AM

Data in this report are provisional and subject to change.

The table below includes the cities and counties of residence for cases in Florida residents based on the patient's ZIP Code. Note that city is not always received as part of the initial notification and may be missing while the case is being investigated.

City and county	Cases
Miami G, Dade	1
Miami, Collier	1
Marshall, Palm Beach	1
New Richmond, Volusia	1
Gotha, Leon	1
Gilmer, Dade	1
Haverford, Hillsborough	1
Lake Placid, Alachua	1
Lander, Citrus	1
Jamaica, Broward	1
Kingsland, Duval	1
Kissimmee, Brevard	1
Deland, Polk	1
Dallas, Lee	1
De Leon Springs, Putnam	1
Estero, Collier	1
Fanning Springs, Levy	1
Columbus, Brevard	1
Cookeville, Seminole	1
Crestview, Holmes	1
Cumberland, Palm Beach	1
Dade City, Hillsborough	1
Charlotte, Pasco	1
Clear Brook, Lee	1
Clermont, Orange	1
Boca Raton, Unknown	1
Bohealia, Lee	1
Blowing Rock, Polk	1
Carol Stream, Orange	1
Bryant, Alachua	1
Apopka, St. Lucie	1
Belle Isle, Polk	1
Apopka, Manatee	1
99, Unknown	1
Alanson, Bay	1
Aollywoss, Dade	1
Ocoee, Lee	1
Ocoee, Volusia	1
Okeechobee, St. Lucie	1
Oakland, Lake	1
Oakland, Leon	1
Opalocka, Dade	1
Orlando, Hendry	1
Orlando, Levy	1
Palm Coast, Duval	1
Perry, Leon	1
Phoenix, Orange	1
Pineland, Lee	1
Palm Springs North, Dade	1
Provincetown, Collier	1
Virginia Beach, Hernando	1
Waco, Broward	1
University Of Central Florida, Monroe	1
Toms River, Dade	1
Tampa Palms, Hillsborough	1
Tangerine, Seminole	1
Tewksbury, Orange	1
Steinhatchee, Madison	1
South Burlington, Orange	1

# COVID-19: characteristics of 1,490,148 Florida resident cases

Data through Jan 12, 2021 verified as of Jan 13, 2021 at 09:25 AM

Data in this report are provisional and subject to change.

The table below includes the cities and counties of residence for cases in Florida residents based on the patient's ZIP Code. Note that city is not always received as part of the initial notification and may be missing while the case is being investigated.

City and county	Cases
Shannon, Collier	1
Soldotna, Broward	1
Saint Cloud, Lee	1
Saint Johns, Orange	1
San Antonio, Sarasota	1
San Antonio, Unknown	1
Sanford, Volusia	1
Wesley Chapel, Alachua	1
Wood River, Polk	1
Worcester, Palm Beach	1
Weston, Dade	1
Wheaton, Lee	1
Altamonte, Orange	1
Alva, Collier	1
333, Unknown	1
Allentown, Putnam	1
Amelia Village, Nassau	1
Apple Creek, Citrus	1
Azalea Park, Osceola	1
Aventura, Osceola	1
Chipley, Holmes	1
Chipley, Jackson	1
Coco River, Collier	1
Bear Grass, Palm Beach	1
Chattanooga, Dade	1
Bryn Mawr, Palm Beach	1
Camden Wyoming, Duval	1
Fortlauderdale, Unknown	1
Ft Pierce, Unknown	1
Garland, Orange	1
Everett, Dade	1
Fort Denaud, Glades	1
Fl State Lot, Leon	1
El Paso, Unknown	1
Eatonville, Seminole	1
Destin, Unknown	1
Diamond, Highlands	1
Colorado Springs, Unknown	1
Conifer, Lee	1
Loganville, Orange	1
Longwood, Orange	1
Live Oak, Columbia	1
Middleburg, Duval	1
Midland, Osceola	1
N/A, Duval	1
Naples, Alachua	1
Miami Garden, Unknown	1
Miami, Monroe	1
Miamii, Dade	1
Miamt, Dade	1
Jeffersonville, Broward	1
Lauderdale Hill, Unknown	1
Lake Worth, Broward	1
Knoxville, Escambia	1
Lake Mary, Lake	1
Homeless, Dade	1
Hickory, Lee	1
Hallandate Ben, Unknown	1
Tampa, Manatee	1

# COVID-19: characteristics of 1,490,148 Florida resident cases

Data through Jan 12, 2021 verified as of Jan 13, 2021 at 09:25 AM

Data in this report are provisional and subject to change.

The table below includes the cities and counties of residence for cases in Florida residents based on the patient's ZIP Code. Note that city is not always received as part of the initial notification and may be missing while the case is being investigated.

City and county	Cases
Union City, Bradford	1
University Of Central Florida, Hillsborough	1
University Of Central Fl, Pasco	1
Porter Ranch, Dade	1
Raiford, Bradford	1
Republic, Monroe	1
Ridgewood, Broward	1
Riverview, Manatee	1
Roseland, Palm Beach	1
Steinhatchee, Alachua	1
Saint Teresa, Wakulla	1
San Diego, Unknown	1
Russellville, Hillsborough	1
Saint Augustine, Okaloosa	1
Palm City, Unknown	1
Oviedo, Leon	1
Ponte Vedra Beach, Orange	1
Port Saint Lucie, Indian River	1
Pompano Beach, Alachua	1
Pine Hills, Broward	1
Ocoee, Hillsborough	1
Old Town, Gilchrist	1
Opa Locka, Polk	1
Orem, Sarasota	1
Orem, Unknown	1
Westerville, Hillsborough	1
Windermere, Dade	1
Winston Salem, Unknown	1
Wilbur By The Sea, Volusia	1
Willowbrook, Lee	1
Vero Beach, Brevard	1
Village Of Palm Springs, Palm Beach	1
Webster, Pasco	1
Woodland Hills, Brevard	1
South Otselic, Dade	1
Saint Petersburg, Dade	1
San Juan, Osceola	1
San Pedro Sula, Dade	1
Sandy, Duval	1
Richmond Heights, Dade	1
Rochester, Lee	1
Rosemary Beach, Bay	1
Saint Cloud, Orange	1
Port Charlotte Fl, Unknown	1
Ponce, Orange	1
Plant City, Pinellas	1
Plantation, Unknown	1
Pensacola, Santa Rosa	1
Plant City, Hendry	1
Sumter Ville, Unknown	1
Springhill, Unknown	1
Tampa, Jackson	1
University Of Central Fl, St. Johns	1
University Of Central Florida, Dade	1
Tinley Park, Lee	1
Telluride, Lee	1
Windermere, Lee	1
Winter Garden, Brevard	1
Winter Garden, Sumter	1

# COVID-19: characteristics of 1,490,148 Florida resident cases

Data through Jan 12, 2021 verified as of Jan 13, 2021 at 09:25 AM

Data in this report are provisional and subject to change.

The table below includes the cities and counties of residence for cases in Florida residents based on the patient's ZIP Code. Note that city is not always received as part of the initial notification and may be missing while the case is being investigated.

City and county	Cases
Wayne, Dade	1
West Simsbury, Collier	1
Los Angeles, Polk	1
Lakewood, Unknown	1
Middleburg, Unknown	1
Minneapolis, Broward	1
Missing, Charlotte	1
Maitland, Unknown	1
Melbourne, Orange	1
Miami Beach, Palm Beach	1
Miami Granders, Dade	1
Naugatuck, Lee	1
New Vernon, Sarasota	1
New York, Broward	1
North Little Rock, Palm Beach	1
Oakland, Broward	1
Oakland, Manatee	1
Myakka, Duval	1
Ocoee, Polk	1
Opa Locka, Unknown	1
Olando, Orange	1
Duke Field Air Force Station, Okaloosa	1
Flora, Lee	1
Export, Palm Beach	1
Fdsf, Unknown	1
Fruitland Park, Sumter	1
Fwb, Unknown	1
Gainesville, Marion	1
Gastonia, Polk	1
Hilliard, Dade	1
Hollywood, Leon	1
Holt, Unknown	1
Humble, Broward	1
Havanna, Gadsden	1
Knoxville, Duval	1
Green, Clay	1
Greensburg, Orange	1
Greenville, Monroe	1
Gulf Shores, Escambia	1
Bryn Mawr, Collier	1
Apalachicola, Leon	1
Apopka, Palm Beach	1
Aspen, Palm Beach	1
Atlanta, Broward	1
Aurburndale, Polk	1
Aventura, Unknown	1
Azalea Park, Sarasota	1
Bartow, Unknown	1
Boca Rotan, Unknown	1
Deltona , Volusia	1
Clermont, Unknown	1
Columbia, Orange	1
Coral Springs, Unknown	1
Cornelius, Leon	1
Crestview, Dade	1
Dade City, Polk	1
Dania, Unknown	1
Darien, Pasco	1
<b>Total</b>	<b>1,490,148</b>

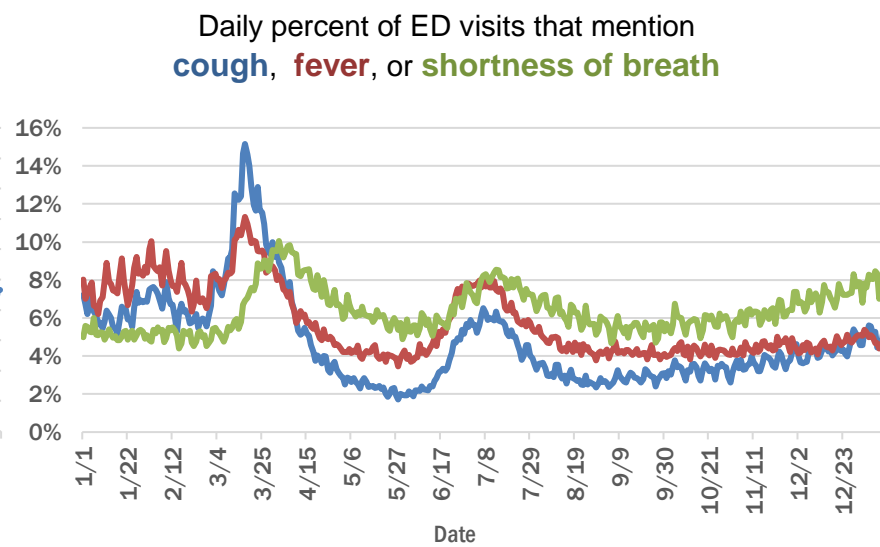
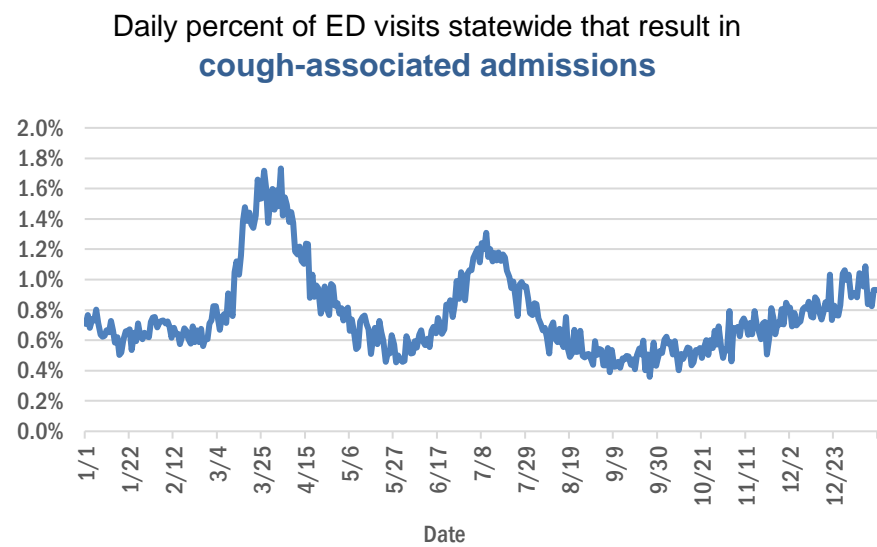


# COVID-19: additional surveillance information

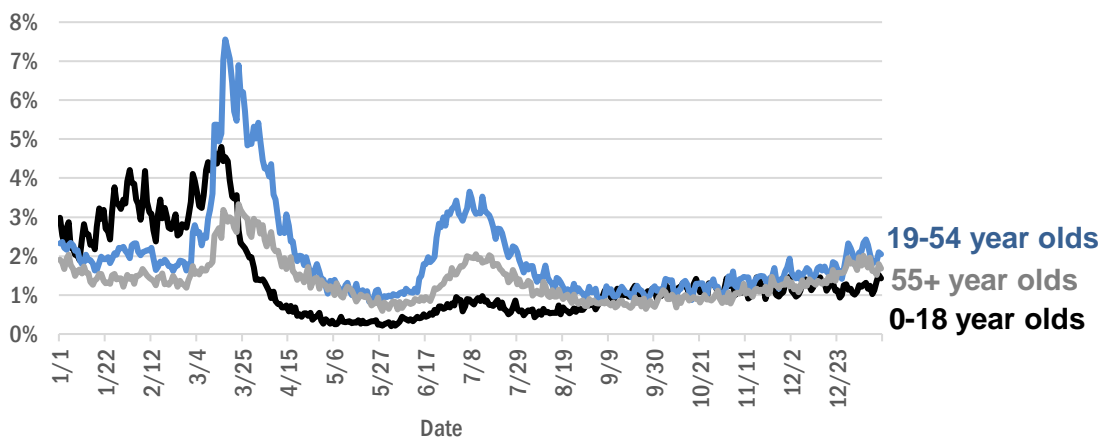
Data through Jan 12, 2021 verified as of Jan 13, 2021 at 09:25 AM

Data in this report are provisional and subject to change.

## Statewide emergency department (ED) chief complaint and admission data



Daily percent of ED visits statewide that mention cough by age group



The Electronic Surveillance System for the Early Notification of Community-Based Epidemics (ESSENCE-FL) includes chief complaint data from 211 of 211 Florida EDs. Data are transmitted electronically to ESSENCE-FL daily or hourly.

# COVID-19: testing by laboratory

Data through Jan 12, 2021 verified as of Jan 13, 2021 at 09:25 AM

Data in this report are provisional and subject to change.

The numbers in the table below represent the number of Florida and non-Florida residents for whom test results were received by the Department of Health. A person can be tested by more than one laboratory and can have both positive and negative results. **Therefore, the sum of the numbers in each column will be larger than the total number of people tested.**

Reporting lab	Inconclusive	Negative	Positive	Percent positive	Total
LABORATORY CORPORATION OF AMERICA	2,253	1,404,722	187,403	12%	1,594,378
QUEST DIAGNOSTICS	10,373	1,231,665	179,235	13%	1,421,273
CURATIVE LABS	10,985	1,115,718	158,585	12%	1,285,288
BIO REFERENCE LABORATORIES, INC	7,306	821,372	154,821	16%	983,499
HELIX	5,237	416,666	69,960	14%	491,863
GENETWORX	661	390,606	32,937	8%	424,204
REALTOX LABS LLC	3,915	352,557	56,346	14%	412,818
CDR MAGUIRE - HEALTH CARE CENTER		300,406	45,520	13%	345,926
RCA LABORATORY SERVICES, LLC		267,848	25,480	9%	293,328
NOMI_HEALTH	1,025	213,237	31,727	13%	245,989
EAST FLORIDA STATE COLLEGE - BREVARD		212,889	26,986	11%	239,875
IMPACT HEALTH BIOMETRIC TESTING, INC	994	185,956	20,683	10%	207,633
REAL DIAGNOSTICS	1,302	178,643	24,704	12%	204,649
NOMI HEALTH LAB SERVICES		172,662	19,588	10%	192,250
BPHL-JACKSONVILLE	18	137,712	24,298	15%	162,028
MAKO GENOMICS	6,447	124,203	21,633	14%	152,283
ELABNETWORK	1,058	134,475	11,341	8%	146,874
ADVENTHEALTH LAB	99	122,972	14,952	11%	138,023
MAYO CLINIC LABORATORIES	307	120,577	15,026	11%	135,910
NORTHWEST LABORATORY	246	121,016	6,471	5%	127,733
BAYCARE LABORATORIES LLC	519	113,671	10,305	8%	124,495
FULGENT DIAGNOSTICS LABORATORY	2,099	104,033	10,886	9%	117,018
BPHL-MIAMI	225	99,604	16,683	14%	116,512
MEMORIAL REGIONAL HOSPITAL SOUTH	23	96,158	19,534	17%	115,715
ADVENT HEALTH LAB	112	101,260	13,957	12%	115,329
MEDICAL DIAGNOSTIC LABORATORIES	973	98,328	14,173	12%	113,474
ASCENSION SACRED HEART HOSPITAL - PENSACOLA	2	98,027	14,831	13%	112,860
BIOCOLLECTIONS WORLDWIDE, INC	679	99,186	12,575	11%	112,440
ORLANDO HEALTH SYSTEM	637	95,241	9,754	9%	105,632
PWNHEALTH	394	89,978	10,922	11%	101,294
KORVALABS, INC	1,282	90,982	4,671	5%	96,935
UF HEALTH MEDICAL LAB	33	81,751	7,231	8%	89,015
BPHL-TAMPA (SPECTRUM BLVD)	45	74,303	13,740	16%	88,088
TAMPA GENERAL HOSPITAL	4	78,163	7,263	9%	85,430
SUNPATH MEDICAL DIAGNOSTICS LABORATORY	745	72,818	11,091	13%	84,654
AKESOGEN		69,954	12,767	15%	82,721
TESTING MATTERS INC	243	71,196	10,787	13%	82,226
DIATHERIX LABORATORIES		71,127	10,771	13%	81,898
BAPTIST HEALTH SOUTH FLORIDA	301	64,100	10,295	14%	74,696
ASCENSION ST VINCENT'S - RIVERSIDE	1	57,812	8,302	13%	66,115
JACKSON MEMORIAL HOSPITAL CLINICAL LAB	79	51,647	9,740	16%	61,466
LAKELAND REGIONAL MEDICAL CENTER	129	52,322	6,738	11%	59,189
SOUTH MIAMI HOSPITAL LAB	265	48,862	7,054	13%	56,181
UF HEALTH SHANDS HOSPITAL	360	51,616	3,709	7%	55,685
ARUP LABORATORIES	16	50,019	2,913	6%	52,948
AIT LABORATORIES		45,960	5,567	11%	51,527
AMERICAN HEALTH ASSOCIATES	9	46,983	3,546	7%	50,538

# COVID-19: testing by laboratory

Data through Jan 12, 2021 verified as of Jan 13, 2021 at 09:25 AM

Data in this report are provisional and subject to change.

The numbers in the table below represent the number of Florida and non-Florida residents for whom test results were received by the Department of Health. A person can be tested by more than one laboratory and can have both positive and negative results. **Therefore, the sum of the numbers in each column will be larger than the total number of people tested.**

Reporting lab	Inconclusive	Negative	Positive	Percent positive	Total
VIRACOR EUROFINS		35,143	9,737	22%	44,880
APPLIED INGENUITY DIAGNOSTICS LLC		42,702	1,901	4%	44,603
INGENIOUS PERSONALIZED MEDICINE	147	35,850	7,500	17%	43,497
BAPTIST HEALTH - JACKSONVILLE	4	38,851	3,056	7%	41,911
TALLAHASSEE MEMORIAL HOSPITAL	204	37,164	4,506	11%	41,874
AEGIS SCIENCES CORPORATION	258	35,095	6,230	15%	41,583
ORANGE COUNTY CONVENTION CENTER		33,330	3,659	10%	36,989
MIAMI DADE COUNTY		32,093	3,528	10%	35,621
SARASOTA MEMORIAL HOSPITAL MAIN LAB	12	32,597	2,932	8%	35,541
GENESIS REFERENCE LABORATORIES		31,834	3,655	10%	35,489
BROWARD GENERAL MEDICAL CENTER-CLINICAL LAB	2	31,563	3,316	10%	34,881
MILLENNIUM PHYSICIAN GROUP	17	29,156	5,449	16%	34,622
LEE HEALTH - CAPE CORAL HOSPITAL	3	29,478	4,942	14%	34,423
REAL DIAGNOSTICS	209	29,110	4,912	14%	34,231
WALGREENS	31	28,444	5,253	16%	33,728
UNIVERSITY OF MIAMI HOSPITAL	32	29,854	3,167	10%	33,053
NICKLAUS CHILDREN'S HOSPITAL	60	28,282	4,174	13%	32,516
FLORIDA HOSPITAL - TAMPA	37	29,721	2,613	8%	32,371
UF HEALTH JACKSONVILLE	45	28,187	3,201	10%	31,433
ECCO LAB GROUP CO	439	25,574	4,177	14%	30,190
ADVENTIST HEALTH SYSTEMS SUNBELT INC DBA		25,058	2,443	9%	27,501
NORTH FLORIDA REGIONAL MEDICAL CENTER		22,998	2,801	11%	25,799
ST JOSEPHS HOSPITAL LABORATORY	23	22,430	2,977	12%	25,430
JUPITER MEDICAL CENTER LAB	65	22,999	2,129	8%	25,193
MOUNT SINAI MEDICAL CENTER	9	22,743	2,381	9%	25,133
BRANDON REGIONAL HOSPITAL		21,897	2,914	12%	24,811
DWIC OF TAMPA BAY INC		21,324	2,031	9%	23,355
PALMETTO GENERAL HOSPITAL LAB	3	19,164	4,040	17%	23,207
JFK MEDICAL CENTER LAB	1	20,091	2,583	11%	22,675
ACCESS DX LABORATORY	207	19,810	1,983	9%	22,000
STATLAB_MOBILE	1	19,792	2,000	9%	21,793
INTEGRATED REGIONAL LABORATORIES LLP		17,759	2,921	14%	20,680
ADVENT HEALTH - DAYTONA BEACH	32	18,890	1,537	8%	20,459
NAPLES COMMUNITY HOSPITAL	66	18,470	1,903	9%	20,439
PANCARE OF FLORIDA INC		17,801	2,026	10%	19,827
LAB DIAGNOSTICS LLC	383	14,172	5,231	26%	19,786
STS LAB 2 LLC	6	18,778	918	5%	19,702
AVENTUS BIO LABS	16	17,249	2,405	12%	19,670
WATSON CLINIC LLP		15,992	3,661	19%	19,653
EXACT SCIENCES LABORATORIES		17,099	2,120	11%	19,219
HOLY CROSS HOSPITAL CLINICAL LAB	1	17,576	1,474	8%	19,051
HEALTHLINK DIAGNOSTIC LABORATORIES	239	16,908	1,900	10%	19,047
MORTON PLANT HOSPITAL-ADLER INSTITUTE	26	17,059	1,943	10%	19,028
PATIENTS FIRST LAKE ELLA MEDICAL CENTER PA		15,956	2,907	15%	18,863

# COVID-19: testing by laboratory

Data through Jan 12, 2021 verified as of Jan 13, 2021 at 09:25 AM

Data in this report are provisional and subject to change.

The numbers in the table below represent the number of Florida and non-Florida residents for whom test results were received by the Department of Health. A person can be tested by more than one laboratory and can have both positive and negative results. **Therefore, the sum of the numbers in each column will be larger than the total number of people tested.**

Reporting lab	Inconclusive	Negative	Positive	Percent positive	Total
DRS CLACK SPENCER WHITE & MCCORMACK PA D/B/A		16,568	1,725	9%	18,293
SAINT MARY'S MEDICAL CENTER	22	16,072	1,892	11%	17,986
HEALTH CENTER AT SINAI RESIDENCES		16,941	506	3%	17,447
BIOCERNA LABS	461	14,582	2,112	12%	17,155
INFINITY BIOLOGIX LLC	51	15,484	676	4%	16,211
LEESBURG REGIONAL MEDICAL CENTER		13,392	1,769	12%	15,161
AHALABS		14,188	851	6%	15,039
OSCEOLA REGIONAL MEDICAL CENTER	1	12,947	1,897	13%	14,845
BAYFRONT HEALTH - ST PETERSBURG	17	12,678	2,072	14%	14,767
NIGHT LITE PEDIATRIC CENTER LLC		12,976	1,632	11%	14,608
MEDFAST URGENT CARE CENTERS, LLC	6	12,585	1,980	14%	14,571
INDIAN RIVER MEDICAL CENTER LAB		13,669	851	6%	14,520
HOMESTEAD HOSPITAL CLINICAL LABORATORY	25	11,973	2,520	17%	14,518
CLEVELAND CLINIC HOSPITAL LAB	4	12,706	1,724	12%	14,434
GENESIS MEDICAL LABORATORY	165	11,925	2,254	16%	14,344
MEMORIAL HOSPITAL JACKSONVILLE	8	11,852	2,338	16%	14,198
UNITED CLINICAL LABORATORY LLC	2	12,288	1,773	13%	14,063
MALABAR MEDICAL WALK IN CLINIC		11,592	1,803	13%	13,395
WELLINGTON REGIONAL MED CTR LAB	5	11,898	1,451	11%	13,354
ORANGE PARK MEDICAL CENTER	9	10,940	2,223	17%	13,172
NORTHWEST MEDICAL CENTER	1	11,505	1,609	12%	13,115
MINUTECLINIC LLC		10,733	2,111	16%	12,844
MEMORIAL REGIONAL HOSPITAL CLINICAL LABORATORY	10	11,997	826	6%	12,833
WEST KENDALL BAPTIST HOSPITAL	10	10,352	2,436	19%	12,798
DELRAY MEDICAL CENTER LAB	3	11,480	1,259	10%	12,742
PRIVA PATH LABS	56	11,919	720	6%	12,695
BETHESDA HOSPITAL EAST		11,584	1,111	9%	12,695
LEE HEALTH - LEE MEMORIAL HOSPITAL		9,452	3,203	25%	12,655
CLEVELAND CLINIC TRADITION HOSPITAL		11,709	880	7%	12,589
VISTA CLINICAL DIAGNOSTICS	346	11,075	1,134	9%	12,555
OAK HILL HOSPITAL		11,153	1,381	11%	12,534
INDIAN RIVER PATHOLOGY LLC		11,250	1,031	8%	12,281
LAWNWOOD REGIONAL MEDICAL CENTER	1	10,613	1,660	14%	12,274
BAPTIST HEALTH - SOUTH		11,117	950	8%	12,067
FLORIDA HOSPITAL WATERMAN LABORATORY	70	10,997	857	7%	11,924
WINTER HAVEN HOSPITAL CLINICAL LABORATORY	4	10,073	1,744	15%	11,821
LARGO MEDICAL CENTER		10,419	1,307	11%	11,726
ST MARKS HOSPITAL LABORATORY B	78	10,627	1,002	9%	11,707
ACCESS MEDICAL LABORATORIES	3	6,188	5,508	47%	11,699
BAPTIST HEALTHCARE - BAPTIST HOSPITAL	5	9,232	2,413	21%	11,650
BINAXNOW	9	8,966	2,646	23%	11,621
ST ANTHONY'S HOSPITAL LAB	27	10,288	1,265	11%	11,580
PWN HEALTH	17	9,428	2,048	18%	11,493
UHEALTH CORAL GABLES/LENNAR MED CTR	3	10,852	615	5%	11,470
GOOD SAMARITAN MEDICAL CENTER LAB	2	9,634	1,431	13%	11,067



# COVID-19: testing by laboratory

Data through Jan 12, 2021 verified as of Jan 13, 2021 at 09:25 AM

Data in this report are provisional and subject to change.

The numbers in the table below represent the number of Florida and non-Florida residents for whom test results were received by the Department of Health. A person can be tested by more than one laboratory and can have both positive and negative results. **Therefore, the sum of the numbers in each column will be larger than the total number of people tested.**

Reporting lab	Inconclusive	Negative	Positive	Percent positive	Total
WESTSIDE REGIONAL MED CTR	2	9,396	1,584	14%	10,982
WEST FLORIDA HOSPITAL LAB		8,556	2,347	22%	10,903
CLARITY LAB SOLUTIONS	59	9,500	1,182	11%	10,741
LAKE CITY HM		9,867	835	8%	10,702
MEDICAL CENTER OF TRINITY CLINICAL LABORATORY	1	9,499	1,151	11%	10,651
NONA SCIENTIFIC	5	8,072	2,563	24%	10,640
PALMS WEST HOSPITAL LAB	2	9,081	1,527	14%	10,610
ST JOSEPHS HOSPITAL	18	9,241	1,324	13%	10,583
GULF COAST MEDICAL CENTER MICROLAB		8,253	2,324	22%	10,577
MERCY HOSPITAL A CAMPUS OF PLANTATION GEN HOSP LAB	1	8,807	1,748	17%	10,556
LARKIN COMMUNITY HOSPITAL INC DBA CARDIOTROPIC		6,820	3,621	35%	10,441
LARKIN COMMUNITY HOSPITAL	10	8,909	1,381	13%	10,300
REGIONAL MEDICAL CENTER BAYONET POINT	2	9,492	800	8%	10,294
COAST DIAGNOSTICS LLC	40	9,248	957	9%	10,245
THE VILLAGES REGIONAL HOSPITAL		9,195	977	10%	10,172
MEASE COUNTRYSIDE LAB	13	9,010	1,008	10%	10,031
CAPITAL REGIONAL MEDICAL CTR		7,993	1,946	20%	9,939
CORAL GABLES HOSPITAL CLINICAL LABORATORY		8,307	1,624	16%	9,931
HALIFAX MEDICAL CENTER LAB	35	8,393	1,423	14%	9,851
SRQ DRIVE THROUGH		8,944	905	9%	9,849
AVENTURA HOSPITAL LAB		7,984	1,850	19%	9,834
WEST BOCA MEDICAL CENTER LAB		9,000	737	8%	9,737
PALM BEACH BALL PARK		8,605	999	10%	9,604
MANATEE MEMORIAL HOSPITAL		8,791	796	8%	9,587
BLAKE MEDICAL CENTER		8,315	1,222	13%	9,537
AVECINA	17	8,857	659	7%	9,533
GENOVA DIAGNOSTICS LABORATORY	38	8,702	755	8%	9,495
LEE HEALTH - HEALTH PARK MEDICAL CENTER		7,839	1,595	17%	9,434
PALM BEACH GARDENS MEDICAL CTR LAB		8,509	895	10%	9,404
THE HEALTHCARE DISTRICT OF PALM BEACH COUNTY	37	8,211	1,111	12%	9,359
FLORIDA LABORATORY ANALYSIS		8,227	1,104	12%	9,331
PATHNOSTICS	29	7,094	2,039	22%	9,162
FLORIDA HOSPITAL HEARTLAND MED CTR CLINICAL LAB	33	7,924	1,184	13%	9,141
BOSTON HEART DIAGNOSTICS CORP		7,952	1,179	13%	9,131
ADVENTHEALTH CENTRA CARE LAKE BUENA VISTA		8,296	824	9%	9,120
ADVENT HEALTH - WESLEY CHAPEL	14	8,168	826	9%	9,008
BAPTIST HEALTH SOUTH FLORIDA - WEST KENDALL URGENT CARE		7,544	1,434	16%	8,978
P4 CLINICAL, LLC	160	7,814	847	10%	8,821
LAKE CITY MEDICAL CENTER		6,911	1,881	21%	8,792
NEMOURS CHILDRENS HOSPITAL	1	8,196	451	5%	8,648
DOCTORS HOSPITAL	7	7,164	1,420	17%	8,591
AVECINA MEDICAL	4	6,171	2,337	27%	8,512
AVECINA MEDICAL OAKLEAF	3	6,977	1,330	16%	8,310
LABSTAT LLC	3	7,885	363	4%	8,251
PLANTATION GENERAL HOSPITAL		6,878	1,264	16%	8,142
FLORIDA MEDICAL CENTER - A CAMPUS OF NORTH SHORE	2	7,145	978	12%	8,125
CORAL SPRINGS MED CTR		7,202	758	10%	7,960

# COVID-19: testing by laboratory

Data through Jan 12, 2021 verified as of Jan 13, 2021 at 09:25 AM

Data in this report are provisional and subject to change.

The numbers in the table below represent the number of Florida and non-Florida residents for whom test results were received by the Department of Health. A person can be tested by more than one laboratory and can have both positive and negative results. **Therefore, the sum of the numbers in each column will be larger than the total number of people tested.**

Reporting lab	Inconclusive	Negative	Positive	Percent positive	Total
INFORM DIAGNOSTICS, INC		7,525	434	5%	7,959
NORTHSIDE HOSPITAL AND HEART INSTITUTE		7,121	780	10%	7,901
LEON MEDICAL CENTERS LLC		6,125	1,709	22%	7,834
FLORIDA HOSPITAL FLAGLER	29	7,194	606	8%	7,829
CENTRAL FLORIDA REGIONAL HOSPITAL		6,954	780	10%	7,734
FLORIDA HOSPITAL DELAND	10	6,712	986	13%	7,708
NCH NORTH NAPLES HOSPITAL LAB	15	6,733	829	11%	7,577
VIKOR SCIENTIFIC	12	6,144	1,374	18%	7,530
NORTH SHORE MEDICAL CENTER		6,184	1,271	17%	7,455
AMERICAN FAMILY CARE		3,948	3,507	47%	7,455
ALL CHILDREN'S HOSPITAL		6,924	504	7%	7,428
BROWARD HEALTH NORTH CLINICAL LABORATORY		6,533	821	11%	7,354
FLORIDA HOSPITAL ZEPHYRHILLS	10	6,559	717	10%	7,286
CARDIOPATH	1	6,495	720	10%	7,216
KD MEDICAL CHOICE LLC	1	6,505	685	10%	7,191
FLORIDA HOSPITAL OF CARROLLWOOD	23	6,137	980	14%	7,140
OCALA REGIONAL MEDICAL CENTER		6,230	901	13%	7,131
EXPRESS GENE MOLECULAR DIAGNOSTICS LABORATORY		5,821	1,192	17%	7,013
WEST PALM HOSPITAL LAB		6,408	550	8%	6,958
PRECISION HEALTH RESOURCES LLC		6,465	443	6%	6,908
LEE HEALTH - GULF COAST MEDICAL CENTER	2	5,530	1,358	20%	6,890
BAPTIST HEALTH SOUTH FLORIDA - COUNTRY WALK URGENT CARE		5,717	1,158	17%	6,875
CLEVELAND CLINIC MARTIN SOUTH HOSPITAL	1	6,160	690	10%	6,851
LUMINUS DIAGNOSTICS		6,221	540	8%	6,761
BAPTIST HEALTH - BEACHES		6,194	528	8%	6,722
MEMORIAL HOSPITAL WEST LABORATORY SERVICES	14	6,045	625	9%	6,684
MEDARBOR DIAGNOSTICS	1	5,574	1,052	16%	6,627
VISTA CLINICAL	8	3,820	2,688	41%	6,516
MEDEXPRESS URGENT CARE	2	4,387	2,088	32%	6,477
FULGENT DIAGNOSTICS	100	5,846	459	7%	6,405
MORTON PLANT-MEASE	5	5,724	550	9%	6,279
SOUTH BAY HOSPITAL CLINICAL LAB		5,658	601	10%	6,259
ISPM LABS, LLC DBA CAPSTONE DIAGNOSTICS, LLC		5,956	295	5%	6,251
POINCIANA MEDICAL CENTER		4,802	1,378	22%	6,180
ARCPOINT LABS OF FORT MYERS	4	5,350	797	13%	6,151
MEMORIAL HOSPITAL MICRO		5,710	436	7%	6,146
BAPTIST HEALTH SOUTH FLORIDA - MIAMI LAKES URGENT CARE		4,795	1,317	22%	6,112
WEST MARION COMMUNITY HOSPITAL LAB		5,162	942	15%	6,104
ANNE BATES LEACH EYE HOSPITAL/ ABLEH MICROBIOLOGY LABORATORY		5,982	88	1%	6,070
BAYCARE COMMUNITY HEALTH		5,809	166	3%	5,975
LAKESWOOD RANCH MEDICAL CENTER		5,500	471	8%	5,971
CLEVELAND CLINIC MARTIN NORTH HOSPITAL		5,229	686	12%	5,915
FLORIDA HOSPITAL FISH MEMORIAL	19	5,079	816	14%	5,914
CernerELR_Advent		5,107	768	13%	5,875
ST LUCIE MEDICAL CENTER		4,643	1,128	20%	5,771
ST JOSEPHS NORTH HOSPITAL LAB	7	4,865	736	13%	5,608
SANTA ROSA MEDICAL CENTER		4,507	1,017	18%	5,524



# COVID-19: testing by laboratory

Data through Jan 12, 2021 verified as of Jan 13, 2021 at 09:25 AM

Data in this report are provisional and subject to change.

The numbers in the table below represent the number of Florida and non-Florida residents for whom test results were received by the Department of Health. A person can be tested by more than one laboratory and can have both positive and negative results. **Therefore, the sum of the numbers in each column will be larger than the total number of people tested.**

Reporting lab	Inconclusive	Negative	Positive	Percent positive	Total
AVERO DIAGNOSTICS - IRVING	6	5,066	365	7%	5,437
BAPTIST HEALTH SOUTH FLORIDA - WESTCHESTER URGENT CARE		4,439	989	18%	5,428
HIALEAH HOSPITAL	4	4,193	1,176	22%	5,373
UNKNOWN	3	2,947	2,418	45%	5,368
BAPTIST HEALTH SOUTH FLORIDA - DORAL URGENT CARE		4,279	1,086	20%	5,365
H LEE MOFFITT CANCER CENTER LABORATORY		5,148	154	3%	5,302
IMPERIAL POINT MEDICAL CENTER		4,862	428	8%	5,290
BAPTIST HEALTH - NASSAU		4,985	276	5%	5,261
OVIEDO MEDICAL CENTER		4,710	548	10%	5,258
MARTIN HOSPITAL SOUTH LAB		4,966	282	5%	5,248
NATIONWIDE LABORATORY SERVICES INC	196	4,282	743	14%	5,221
GENE BY GENE, GENOMICS RESEARCH CENTER LAB	40	4,924	218	4%	5,182
SUNRISE MEDICAL LABORATORIES	2	4,788	335	7%	5,125
BAYFRONT HEALTH - VENICE REGIONAL MEDICAL	1	4,674	427	8%	5,102
TROPICANA FIELD - LOT 2	19	4,584	467	9%	5,070
HOLIDAY CVS LLC		4,831	216	4%	5,047
FLORIDA HOSPITAL OCALA		4,420	573	11%	4,993
SARKIS CLINICAL TRIALS	16	4,338	633	13%	4,987
SYNERGY LABORATORIES	7	4,376	570	12%	4,953
ADVENTHEALTH CENTRA CARE WINTER GARDEN	1	4,447	481	10%	4,929
FORT WALTON BEACH MEDICAL CENTER		4,183	712	15%	4,895
ADVENTHEALTH CENTRA CARE WINTER PARK		4,474	370	8%	4,844
ST PETERSBURG GENERAL HOSPITAL		4,029	779	16%	4,808
SOUTH FLORIDA BAPTIST HOSPITAL MICRO	4	4,075	718	15%	4,797
BAPTIST HEALTH SOUTH FLORIDA - PEMBROKE PINES URGENT CARE		4,025	754	16%	4,779
ADVENTHEALTH CENTRA CARE DR PHILLIPS		4,387	347	7%	4,734
FLORIDA HOSPITAL NORTH PINELLAS	11	4,265	364	8%	4,640
ADVENTHEALTH CENTRA CARE UNIVERSITY		4,220	387	8%	4,607
ADVENTHEALTH CENTRA CARE ST CLOUD		3,998	581	13%	4,579
NIGHT LITE PEDIATRICS	4	3,317	1,226	27%	4,547
EGLIN AIR FORCE BASE	12	3,287	1,210	27%	4,509
ADVENTHEALTH CENTRA CARE HUNTERS CREEK		3,936	567	13%	4,503
BAPTIST HEALTH SOUTH FLORIDA - CORAL SPRINGS URGENT CARE		3,886	615	14%	4,501
MOFFITT CANCER CENTER	6	4,326	93	2%	4,425
BAYFRONT HEALTH - PORT CHARLOTTE		4,025	377	9%	4,402
SYNERGY DIAGNOSTIC LABORATORY	85	3,839	438	10%	4,362
DOCTORS URGENT CARE LLC	1	3,509	798	19%	4,308
ADVENTHEALTH CENTRA CARE WATERFORD LAKES		3,748	522	12%	4,270
SOLARIS DIAGNOSTICS	6	3,796	447	11%	4,249
HEALTHQUEST ESOTERICS		3,087	1,129	27%	4,216
PUTNAM COMMUNITY MEDICAL CENTER		3,652	550	13%	4,202
TRINITY SPRINGS		3,621	570	14%	4,191
UNIVERSITY HOSPITAL AND MEDICAL CENTER		3,208	959	23%	4,167
QDX PATHOLOGY SERVICES	1	3,810	331	8%	4,142
ADVENTHEALTH CENTRA CARE LEE ROAD		3,772	364	9%	4,136
ACUTIS DIAGNOSTICS	16	3,388	708	17%	4,112
MEDEXPRESS URGENT CARE OF BOYNTON BEACH LLC		3,896	197	5%	4,093

# COVID-19: testing by laboratory

Data through Jan 12, 2021 verified as of Jan 13, 2021 at 09:25 AM

Data in this report are provisional and subject to change.

The numbers in the table below represent the number of Florida and non-Florida residents for whom test results were received by the Department of Health. A person can be tested by more than one laboratory and can have both positive and negative results. **Therefore, the sum of the numbers in each column will be larger than the total number of people tested.**

Reporting lab	Inconclusive	Negative	Positive	Percent positive	Total
MEDICAL DNA LABS LLC	2	3,747	341	8%	4,090
ADVENTHEALTH CENTRA CARE CLERMONT		3,673	401	10%	4,074
ADVENTHEALTH CENTRA CARE LAKE LAND	1	3,543	504	12%	4,048
BAPTIST HEALTH - NORTH		3,144	904	22%	4,048
SUNCOAST PATHOLOGY ASSOCIATES		3,707	328	8%	4,035
NIGHT LITE PEDIATRICS URGENT CARE	1	3,413	616	15%	4,030
ATLANTIS URGENT CARE	1	2,713	1,272	32%	3,986
COMMUNITY HEALTH CENTERS OF PINELLAS INC		3,130	836	21%	3,966
ANGEL KIDS PEDIATRICS		3,737	227	6%	3,964
PHYSICIANS REGIONAL MEDICAL CENTER - PINE RIDGE RD	1	3,263	697	18%	3,961
CARDIOTROPIC LABS	83	3,141	724	18%	3,948
MEDEXPRESS URGENT CARE HUDSON		3,445	484	12%	3,929
MEASE DUNEDIN HOSPITAL	5	3,556	349	9%	3,910
ADVENTHEALTH CENTRA CARE SANFORD		3,556	352	9%	3,908
CLINICAL REFERENCE LABORATORY	2	3,720	160	4%	3,882
ADVENTHEALTH CENTRA CARE APOPKA		3,404	473	12%	3,877
NORTHWEST FLORIDA COMMUNITY HOSPITAL	25	2,682	1,119	29%	3,826
ADVENTHEALTH CENTRA CARE KISSIMMEE		3,483	339	9%	3,822
ADVENTHEALTH CENTRA CARE LAKE MARY		3,475	345	9%	3,820
PALMS OF PASADENA HOSPITAL		3,383	435	11%	3,818
BAPTIST HEALTH SOUTH FLORIDA - TAMiami TRAIL URGENT CARE		2,989	755	20%	3,744
WESTCHESTER HOSPITAL	23	3,002	704	19%	3,729
BAPTIST HEALTH SOUTH FLORIDA - CORAL GABLES (UNIVERSITY) URGENT CARE		3,258	467	13%	3,725
ADVENTIST HEALTH SYSTEMS, SUNBELT INC		3,300	383	10%	3,683
RAULERSON HOSPITAL		3,037	628	17%	3,665
DOCTORS HOSPITAL OF SARASOTA CLINICAL LABORATORY		3,211	449	12%	3,660
BAPTIST HEALTH SOUTH FLORIDA - PINECREST URGENT CARE		3,157	491	13%	3,648
URGENT CARE CURE	2	3,130	492	14%	3,624
CLARITY LAB SOLUTIONS LLC		3,608	4	0%	3,612
THE CENTER FOR URGENT CARE	3	2,959	644	18%	3,606
EMPIRE CITY LABORATORIES INC	34	3,086	455	13%	3,575
DOCTORS URGENT CARE OF LUTZ LLC	1	2,783	751	21%	3,535
MEDEXPRESS URGENT CARE - ESTERO		3,209	315	9%	3,524
BAPTIST HEALTH SOUTH FLORIDA - CORAL GABLES URGENT CARE		2,938	563	16%	3,501
BAPTIST HEALTH SOUTH FLORIDA - KENDALE LAKES URGENT CARE		2,749	720	21%	3,469
ADVENTHEALTH CENTRA CARE MOUNT DORA		3,097	358	10%	3,455
AHCC WESLEY CHAPEL		3,064	324	10%	3,388
ADVENTHEALTH CENTRA CARE ALTAMONTE		3,058	329	10%	3,387
MEMORIAL HOSPITAL- MIRAMAR	12	3,091	260	8%	3,363
BAPTIST HEALTH SOUTH FLORIDA - PALMETTO BAY URGENT CARE		2,803	539	16%	3,342
COASTAL MED URGENT CARE		2,006	1,315	40%	3,321
HEALTH FIRST ADVENTHEALTH CENTRA CARE GATEWAY	1	3,005	306	9%	3,312
MIDWAY SPECIALTY CARE CENTER DIAGNOSTICS	38	3,050	222	7%	3,310
BETHESDA HOSPITAL WEST		3,000	308	9%	3,308
TWIN CITIES HOSPITAL	1	2,875	406	12%	3,282
MICROGEN DX	1	2,707	567	17%	3,275
PARAMOUNT URGENT CARE		1,611	1,655	51%	3,266

# COVID-19: testing by laboratory

Data through Jan 12, 2021 verified as of Jan 13, 2021 at 09:25 AM

Data in this report are provisional and subject to change.

The numbers in the table below represent the number of Florida and non-Florida residents for whom test results were received by the Department of Health. A person can be tested by more than one laboratory and can have both positive and negative results. **Therefore, the sum of the numbers in each column will be larger than the total number of people tested.**

Reporting lab	Inconclusive	Negative	Positive	Percent positive	Total
TALLAHASSEE PRIMARY CARE ASSOCIATES		2,810	404	13%	3,214
ADVENTHEALTH CENTRA CARE OVIEDO		2,833	378	12%	3,211
ADVENTHEALTH CENTRA CARE AZALEA PARK		2,781	396	12%	3,177
MINUTECLINIC LLC #3703		2,669	498	16%	3,167
BAYFRONT HEALTH - SEVEN RIVERS		2,860	297	9%	3,157
MEDEXPRESS URGENT CARE - WEST TAMPA		2,880	268	9%	3,148
MINUTECLINIC		2,715	409	13%	3,124
MEDEXPRESS URGENT CARE - ROYAL PALM BEACH		2,888	230	7%	3,118
INDIAN RIVER MEDICAL CENTER		2,632	483	16%	3,115
ASCENSION SACRED HEART - EMERALD COAST		2,553	543	18%	3,096
PEDIATRIC HEALTH CARE ALLIANCE PA		2,811	280	9%	3,091
BAPTIST HEALTH SOUTH FLORIDA - DAVIE URGENT CARE		2,583	506	16%	3,089
HEALTH FIRST ADVENTHEALTH CENTRA CARE TITUSVILLE		2,779	287	9%	3,066
ADVENTHEALTH CENTRA CARE ORANGE LAKE		2,734	312	10%	3,046
MEDEXPRESS URGENT CARE PALM BEACH GARDENS		2,850	175	6%	3,025
MEDEXPRESS URGENT CARE - GOLDEN GATE		2,744	273	9%	3,017
NCH DOWNTOWN NAPLES HOSPITAL	10	2,644	361	12%	3,015
BAYFRONT HEALTH - BROOKSVILLE		2,640	368	12%	3,008
ADVENTHEALTH CENTRA CARE PORT ORANGE		2,771	216	7%	2,987
ADVENTHEALTH CENTRA CARE LONGWOOD		2,756	225	8%	2,981
BAPTIST HEALTH SOUTH FLORIDA - WESTON URGENT CARE		2,653	325	11%	2,978
BAYA PHARMACY & URGENT CARE		2,112	864	29%	2,976
US BIOTEK LABORATORIES	10	2,644	319	11%	2,973
ADVENT HEALTH - HEART OF FLORIDA ER	1	2,584	383	13%	2,968
ADVENTHEALTH CENTRA CARE SAND LAKE		2,734	219	7%	2,953
STONE CLINICAL LABORATORIES		2,789	96	3%	2,885
NCH NORTH NAPLES HOSPITAL	4	2,464	413	14%	2,881
HealthSentry_UHS	1	2,604	266	9%	2,871
WALGREENS ORLANDO	3	2,519	337	12%	2,859
VETERANS AFFAIRS MEDICAL CENTER - ORLANDO		1,343	1,494	53%	2,837
EMERALD COAST URGENT CARE		2,135	695	25%	2,830
LAKESIDE MEDICAL CENTER		2,206	598	21%	2,804
MEDEXPRESS URGENT CARE - LAKELAND		2,490	306	11%	2,796
MEDCOMP SCIENCES LLC	29	1,321	1,443	52%	2,793
AMELIA URGENT CARE		1,496	1,293	46%	2,789
BARTOW REGIONAL MEDICAL CENTER	1	2,364	419	15%	2,784
WALGREEN CO	2	2,456	317	11%	2,775
ENGLEWOOD COMMUNITY HOSPITAL		2,498	275	10%	2,773
DOCTORS TEST CENTERS		2,405	355	13%	2,760
FLORIDA FAMILY LABORATORY, INC DBA	6	2,491	220	8%	2,717
ESCAMBIA COMMUNITY CLINICS INC	7	1,972	735	27%	2,714
DESOTO MEMORIAL HOSPITAL	3	2,220	482	18%	2,705
ADVENTHEALTH CENTRA CARE LEESBURG		2,361	335	12%	2,696
BAPTIST HEALTH URGENT CARE AT SAWGRASS		2,248	433	16%	2,681
BAPTIST HEALTH SOUTH FLORIDA - BRICKELL URGENT CARE		2,224	452	17%	2,676
CENTRA CARE - WATERFORD LAKES		2,097	575	22%	2,672
ADVENTHEALTH CENTRA CARE SOUTH ORANGE		2,359	270	10%	2,629

# COVID-19: testing by laboratory

Data through Jan 12, 2021 verified as of Jan 13, 2021 at 09:25 AM

Data in this report are provisional and subject to change.

The numbers in the table below represent the number of Florida and non-Florida residents for whom test results were received by the Department of Health. A person can be tested by more than one laboratory and can have both positive and negative results. **Therefore, the sum of the numbers in each column will be larger than the total number of people tested.**

Reporting lab	Inconclusive	Negative	Positive	Percent positive	Total
PRECISION HEALTH SOLUTIONS		2,513	84	3%	2,597
ADVENTHEALTH PROMPT CARE	1	1,813	780	30%	2,594
HIGHLANDS REGIONAL MEDICAL CENTER		2,001	586	23%	2,587
CITRUS MEMORIAL HOSPITAL LABORATORY		2,228	350	14%	2,578
SELECT LABORATORIES - MARION COUNTY, FL LLC	3	2,382	187	7%	2,572
ADVENT HEALTH - OCALA		2,124	425	17%	2,549
MEMORIAL HOSPITAL PEMBROKE	3	2,233	295	12%	2,531
BMCT Molecular Diagnostics Subsection		2,071	447	18%	2,518
BAYFRONT HEALTH - PUNTA GORDA		2,323	171	7%	2,494
GENESIS DIAGNOSTICS		2,282	209	8%	2,491
EMERALD COAST URGENT CARE LLC		1,803	653	27%	2,456
HOLIDAY CVS LLC DBA CVS PHARMACY #5154		2,392	62	3%	2,454
PALMS MEDICAL GROUP	5	1,693	722	30%	2,420
ADVENTHEALTH CENTRA CARE COLONIAL TOWN	1	2,186	212	9%	2,399
EMERALD COAST URGENT CARE, LLC	1	1,793	598	25%	2,392
BAYFRONT HEALTH - SPRING HILL		2,148	222	9%	2,370
NCF DIAGNOSTICS & DNA TECHNOLOGIES LAB	70	1,978	295	13%	2,343
SPORTS DRUG TESTING LABORATORY	39	2,214	73	3%	2,326
MEDEXPRESS URGENT CARE CAPE CORAL		1,973	339	15%	2,312
LEE HEALTH - COCONUT POINT CLINICAL LAB	2	1,872	433	19%	2,307
HEALTH FIRST ADVENTHEALTH CENTRA CARE COCOA		2,102	195	8%	2,297
COMMUNITY HEALTH NORTHWEST FLORIDA	4	1,739	543	24%	2,286
PRIMEHEALTH URGENT CARE	1	1,865	360	16%	2,226
MEDEXPRESS URGENT CARE - DELAND		2,021	203	9%	2,224
PHYSICIANS STAT LAB	3	1,057	1,151	52%	2,211
CENTRA CARE SAINT CLOUD	1	1,885	303	14%	2,189
MARINERS HOSPITAL		1,977	206	9%	2,183
BAPTIST HEALTHCARE - GULF BREEZE HOSPITAL	3	1,810	369	17%	2,182
BAPTIST HEALTH EMERGENCY CENTER COUNTRY WALK	1	1,823	350	16%	2,174
BAPTIST HEALTH - CLAY		1,830	329	15%	2,159
SCION LAB SERVICES LLC	21	1,956	161	8%	2,138
LOWER KEYS MEDICAL CENTER		1,890	243	11%	2,133
ADVENT HEALTH - NEW SMYRNA		1,661	463	22%	2,124
HEALTH FIRST ADVENTHEALTH CENTRA CARE MALABAR		1,915	208	10%	2,123
PROHEALTH		711	1,406	66%	2,117
ACCU REFERENCE MEDICAL LAB		1,569	542	26%	2,111
VENTURE MEDICAL OF FLORIDA LLC		1,941	166	8%	2,107
PHYSICIANS REGIONAL MEDICAL CENTER - COLLIER BLVD	1	1,523	569	27%	2,093
PARAMOUNT URGENT CARE - WINDERMERE		1,318	771	37%	2,089
BAPTIST HEALTH - OAKLEAF		1,708	375	18%	2,083
NXGEN MDX LLC	4	1,868	209	10%	2,081
BAPTIST HEALTH SOUTH FLORIDA - MIAMI BEACH URGENT CARE		1,752	289	14%	2,041
ADVENTIST HEALTH SYSTEMS SUNBELT IN DBA		1,844	175	9%	2,019
PHARMCO RX	2	1,847	170	8%	2,019
MINUTECLINIC LLC # 0709		1,717	296	15%	2,013
MEDEXPRESS URGENT CARE LEHIGH ACRES		1,756	240	12%	1,996
LEE HEALTH CONVENIENT CARE - PAGE FIELD		1,641	337	17%	1,978



# COVID-19: testing by laboratory

Data through Jan 12, 2021 verified as of Jan 13, 2021 at 09:25 AM

Data in this report are provisional and subject to change.

The numbers in the table below represent the number of Florida and non-Florida residents for whom test results were received by the Department of Health. A person can be tested by more than one laboratory and can have both positive and negative results. **Therefore, the sum of the numbers in each column will be larger than the total number of people tested.**

Reporting lab	Inconclusive	Negative	Positive	Percent positive	Total
ADVENTHEALTH CENTRA CARE KIDS LAKE MARY		1,848	120	6%	1,968
DOC SMILEY'S URGENT CARE		1,706	247	13%	1,953
PREMIER URGENT CARE OF BREVARD LLC	1	1,649	291	15%	1,941
ADVENT HEALTH CENTRA CARE -WINTER PARK KIDS URGENT CARE	3	1,703	184	10%	1,890
MEDEXPRESS FORT MYERS		1,632	240	13%	1,872
ASSOCIATED PATHOLOGISTS, LLC	3	1,519	331	18%	1,853
PRIMEHEALTH URGENT CARE INC		1,581	265	14%	1,846
LABORATORY OF FLORIDA LLC	40	1,641	112	6%	1,793
MINUTECLINIC LLC #3631		1,478	284	16%	1,762
TAMPA COMMUNITY HOSPITAL		1,462	286	16%	1,748
MINUTECLINIC LLC 5852		1,466	276	16%	1,742
GESSLER CLINIC		1,101	637	37%	1,738
MEDEXPRESS PORT CHARLOTTE		1,579	143	8%	1,722
DONALD W ROBERTSON DO PA		1,293	420	25%	1,713
GENUS3		1,629	67	4%	1,696
JW PLASTIC SURGERY		1,449	244	14%	1,693
MEDEXPRESS URGENT CARE CORAL SPRINGS		1,507	160	10%	1,667
FLOWERS HOSPITAL		1,515	150	9%	1,665
MEDEXPRESS URGENT CARE - VERO BEACH		1,440	213	13%	1,653
PRO CLINIC		1,384	263	16%	1,647
FLORIDA MEDICAL CLINIC	3	838	805	49%	1,646
PARAMOUNT URGENT CARE - ORLANDO		1,062	562	35%	1,624
MEDONE PLLC		1,261	353	22%	1,614
BRASHEAR'S VITAL CARE CORP		1,190	407	25%	1,597
MC DIAGNOSTIC OF CONNECTICUT, PC #2220		1,335	251	16%	1,586
ADVENTHEALTH CENTRA CARE		1,392	176	11%	1,568
OPTEO LABORATORY		1,532	33	2%	1,565
MELBOURNE MEDICAL LABORATORY	2	1,364	199	13%	1,565
SPARROW HEALTHCARE	2	1,341	217	14%	1,560
UNIVERSITY OF NORTH FLORIDA STUDENT HEALTH		1,521	35	2%	1,556
DR G'S URGENT CARE		1,363	192	12%	1,555
MEDEXPRESS URGENT CARE - CLEWISTON		1,309	243	16%	1,552
DYNIX DIAGNOSTIX		1,280	253	17%	1,533
ADVENTHEALTH EXPRESS CARE		1,124	386	26%	1,510
PARAMOUNT URGENT CARE - OVIEDO		909	589	39%	1,498
MEDFAST URGENT CARE CENTERS LLC		176	1,313	88%	1,489
NORTH SHORE LONG ISLAND JEWISH HEALTH		1,423	65	4%	1,488
FLORIDA COMMUNITY HEALTH CENTER		1,196	258	18%	1,454
JACKSON HOSPITAL CLINICAL LABORATORY		1,234	212	15%	1,446
MARTIN HEALTH SYSTEM - ST LUCIE WEST		1,302	143	10%	1,445
ADVENTHEALTH CENTRA CARE CONWAY		1,225	215	15%	1,440
IGENOMIX USA LLC	40	1,272	126	9%	1,438
UHEALTH DEERFIELD BEACH/UMSYLVESTER DEERFIELD BEACH LABORATORY	3	1,374	55	4%	1,432
BARDMOOR LABORATORY	9	1,207	207	15%	1,423
BIOCERNA LLC	9	1,248	164	12%	1,421
PATIENTS CHOICE LABORATORIES		828	588	42%	1,416
ADVANCE MEDICAL OF NAPLES		309	1,106	78%	1,415

# COVID-19: testing by laboratory

Data through Jan 12, 2021 verified as of Jan 13, 2021 at 09:25 AM

Data in this report are provisional and subject to change.

The numbers in the table below represent the number of Florida and non-Florida residents for whom test results were received by the Department of Health. A person can be tested by more than one laboratory and can have both positive and negative results. **Therefore, the sum of the numbers in each column will be larger than the total number of people tested.**

Reporting lab	Inconclusive	Negative	Positive	Percent positive	Total
MINUTECLINIC LLC #4415		1,147	264	19%	1,411
NCH NORTHEAST	7	1,053	342	24%	1,402
LABTECH DIAGNOSTIC		1,140	253	18%	1,393
BAY MEDICAL CENTER SACRED HEART HEALTH SYSTEM		1,013	375	27%	1,388
MINUTECLINIC LLC #5249		1,078	307	22%	1,385
PHYSICIAN ASSOCIATES		1,229	153	11%	1,382
CAREFAST+		860	515	37%	1,375
MEDRITE MEDICAL CARE, PC	664	634	67	5%	1,365
CARENOW URGENT CARE		799	561	41%	1,360
ASCENSION ST VINCENT'S - SOUTHSIDE		1,309	49	4%	1,358
ADVENT HEALTH - DADE CITY		1,185	151	11%	1,336
MEDEXPRESS URGENT CARE BOCA RATON		1,227	98	7%	1,325
SHELL POINT NURSING PAVILION	1	1,279	44	3%	1,324
BAPTIST HEALTH SOUTH FLORIDA - COUNTRY WALK URGENT CARE EXPRESS		1,137	179	14%	1,316
AMELIA EXPRESS CARE LLC		1,130	184	14%	1,314
MINUTECLINIC LLC #5253		1,111	194	15%	1,305
ASSURANCE SCIENTIFIC LABORATORIES	1	1,029	268	21%	1,298
ARCPOINT LABS		777	518	40%	1,295
PARAMOUNT URGENT CARE INC		360	924	72%	1,284
ASCENSION SACRED HEART - GULF		967	313	24%	1,280
MINUTECLINIC LLC #3463		1,068	197	16%	1,265
PARRISH MEDICAL CENTER	1	1,114	147	12%	1,262
PATIENTS FIRST - THOMASVILLE ROAD		1,091	150	12%	1,241
QUICK CARE MED PL	2	1,043	178	15%	1,223
CLINICORE		1,124	91	7%	1,215
MINUTECLINIC LLC		1,033	177	15%	1,210
TEMPUS CLINICAL LABORATORY	9	1,054	134	11%	1,197
EMERGENCY PHYSICIANS MEDICAL CENTER		275	921	77%	1,196
ACCESS MEDICAL LABS		746	448	38%	1,194
BAPTIST HEALTH SOUTH FLORIDA - KEY BISCANE URGENT CARE EXPRESS		1,053	140	12%	1,193
UNIVERSITY OF ALABAMA AT BIRMINGHAM		1,162	31	3%	1,193
NYU HOSPITALS CENTER CLINICAL LABORATORIES		1,131	36	3%	1,167
INTELEX LABS, LLC		1,130	33	3%	1,163
NEIGHBORHOOD MEDICAL CENTER INC	16	1,013	129	11%	1,158
ACCESS POINT HEALTHCARE URGENT & PRIMARY CARE		790	363	31%	1,153
MINUTECLINIC LLC #5854		955	192	17%	1,147
HOLMES REG MED CENTER CLINICAL LAB		935	198	17%	1,133
GENESIS LABORATORY MANAGEMENT	9	944	178	16%	1,131
VAVA PARTNERS LLC		437	687	61%	1,124
DOC SMILEYS URGENT CARE LLC		899	221	20%	1,120
SIPARADIGM LLC	3	1,047	70	6%	1,120
MINUTECLINIC LLC #5190		921	199	18%	1,120
AMELIA EXPRESS CARE		643	476	43%	1,119
CAPSTONE HEALTHCARE		782	329	30%	1,111
VERITAS GENETICS	61	932	103	9%	1,096
MINI ER WATERFORD LAKES, THE		918	166	15%	1,084
BAYFRONT HEALTH - CITRUS HILLS		912	170	16%	1,082



# COVID-19: testing by laboratory

Data through Jan 12, 2021 verified as of Jan 13, 2021 at 09:25 AM

Data in this report are provisional and subject to change.

The numbers in the table below represent the number of Florida and non-Florida residents for whom test results were received by the Department of Health. A person can be tested by more than one laboratory and can have both positive and negative results. **Therefore, the sum of the numbers in each column will be larger than the total number of people tested.**

Reporting lab	Inconclusive	Negative	Positive	Percent positive	Total
TOM LEE COMMUNITY HEALTH CENTER		746	336	31%	1,082
BOND URGENT CARE LLC		773	289	27%	1,062
RAINBOW RIVER MEDICAL LABORATORY		977	82	8%	1,059
COASTAL LABORATORIES		796	260	25%	1,056
MEDEXPRESS URGENT CARE - JAX ATLANTIC BLVD		915	135	13%	1,050
LAB24 INC	3	372	665	64%	1,040
CHARLES AIESI CONSULTING INC	4	912	122	12%	1,038
LAKE WALES MEDICAL CENTER INC		908	128	12%	1,036
MINUTECLINIC LLC #7886		901	134	13%	1,035
EPN URGENT CARE NAPLES	2	746	285	28%	1,033
PHYSICIANS PRIMARY CARE	2	860	158	15%	1,020
MINUTECLINIC LLC #8396		852	159	16%	1,011
PENSACOLA PEDIATRICS PA	1	878	124	12%	1,003
UHEALTH CLINIC AT WALGREENS		815	180	18%	995
NCHMD INC		798	195	20%	993
HOLIDAY CVS LLC DBA CVSPHARMACY #5155		958	34	3%	992
MINUTECLINIC LLC #1067		842	142	14%	984
WHITE WILSON MEDICAL CENTER		130	849	87%	979
VERITOR		850	124	13%	974
NORTH FLORIDA PEDIATRICS-TALLAHASSEE		889	79	8%	968
BAPTIST HEALTHCARE - JAY HOSPITAL		697	265	28%	962
BAPTIST HEALTH EMERGENCY CENTER AT WEST CORAL WAY		711	236	25%	947
TREASURE COAST MEDICAL ASSOCIATES INC		622	321	34%	943
PEDIATRIC HEALTH CARE ALLIANCE - NORTHDAL		849	77	8%	926
VRL EUROFINIS - DALLAS		913	13	1%	926
SMA LAB	5	828	91	10%	924
STAGEZERO LIFE SCIENCES INC	2	837	84	9%	923
MINUTECLINIC LLC #3705		792	120	13%	912
GENE TOX WORLDWIDE	60	736	100	11%	896
MINUTECLINIC LLC #5069		743	153	17%	896
MINUTE CLINIC LLC		758	138	15%	896
SOLARIS HEALTHCARE PALATKA		865	27	3%	892
FAST TRACK URGENT CARE CENTER		4	886	100%	890
ED FRASER MEMORIAL HOSPITAL		697	189	21%	886
MINUTECLINIC LLC #3662		736	149	17%	885
MINUTECLINIC LLC #5214		786	97	11%	883
LABORATORY SPECIALISTS OF MICHIGAN		687	196	22%	883
STEWART REFERENCE LABORATORY	1	544	329	38%	874
HISTOPATHOLOGY SERVICES, LLC		759	95	11%	854
ST ANNES NURSING CENTER		830	20	2%	850
MINUTECLINIC LLC # 0514		727	121	14%	848
LENCO MEDICAL LABORATORY		812	29	3%	841
PARAMOUNT URGENT CARE VILLAGES		542	298	35%	840
CAREFAST MURABELLA		501	332	40%	833
PALM HARBOR PHARMACY		712	111	13%	823
COASTAL PEDIATRIC GROUP		709	111	14%	820
FLORIDA HOSPITAL ORLANDO		743	74	9%	817

# COVID-19: testing by laboratory

Data through Jan 12, 2021 verified as of Jan 13, 2021 at 09:25 AM

Data in this report are provisional and subject to change.

The numbers in the table below represent the number of Florida and non-Florida residents for whom test results were received by the Department of Health. A person can be tested by more than one laboratory and can have both positive and negative results. **Therefore, the sum of the numbers in each column will be larger than the total number of people tested.**

Reporting lab	Inconclusive	Negative	Positive	Percent positive	Total
MARION E FETHER MEDICAL CENTER, THE		749	64	8%	813
MINUTECLINIC LLC #7887		718	91	11%	809
PRIMARY CARE OF THE TREASURE COAST		716	92	11%	808
NAPLES URGENT CARE	1	507	297	37%	805
Community_Health		656	149	19%	805
ASCENSION ST VINCENT'S - CLAY		775	29	4%	804
OPTUM LABS LLC		675	122	15%	797
NITE LITE PEDIATRICS		234	561	71%	795
PHAROS HEALTH		623	167	21%	790
ELLENTON URGENT CARE		573	212	27%	785
MINUTECLINIC LLC #1055		592	191	24%	783
CENTRA CARE		445	324	42%	769
FLAGLER HOSPITAL LABORATORY	8	33	727	95%	768
MINUTECLINIC LLC #1771		629	135	18%	764
MACDILL AIR FORCE BASE		709	51	7%	760
TACACHALE CLINICAL LABORATORY		727	31	4%	758
MINUTECLINIC, LLC (CLINIC 10699)		641	114	15%	755
MINUTECLINIC LLC # 3686		621	133	18%	754
EUROFINS NTD, LLC		716	35	5%	751
DEPARTMENT OF CLINICAL LABS		730	15	2%	745
INTEGRITY LABORATORIES, LLC	1	604	139	19%	744
DYNIX DIAGNOSTICS	2	524	217	29%	743
TYNDALL AIR FORCE BASE		572	171	23%	743
LAKELAND REGIONAL HEALTH - PWC/OB		36	703	95%	739
THE HEALTH CENTER OF PLANT CITY		678	59	8%	737
MINUTECLINIC LLC # 3579		619	118	16%	737
PATIENTS FIRST LAKE ELLA MEDICAL CENTER		634	95	13%	729
MINUTECLINIC LLC #7173		638	87	12%	725
NONE		308	417	58%	725
JUPITER MEDICAL CENTER URGENT CARE		475	247	34%	722
MINUTECLINIC LLC # 3930		598	115	16%	713
MINUTECLINIC LLC #3635		619	93	13%	712
DISNEY COVID TEST SITE		703	9	1%	712
ADVENT HEALTH LAB - ORLANDO		430	282	40%	712
MINUTECLINIC LLC #3291		615	94	13%	709
BROWNWOOD CARE CENTER		631	77	11%	708
ALTRU DIAGNOSTICS INC	2	643	58	8%	703
FLORIDA DEPARTMENT OF HEALTH IN POLK COUNTY	2	512	184	26%	698
MINUTECLINIC LLC #3814		537	156	23%	693
GENEIQ		654	37	5%	691
MINUTECLINIC, LLC DBA MINUTECLINIC #4717		665	23	3%	688
MINUTECLINIC LLC #4458		535	151	22%	686
PREMIER MEDICAL LABORATORY SERVICES	1	463	222	32%	686
NORTH OKALOOSA MEDICAL CENTER		407	277	40%	684
MINUTECLINIC LLC #3003		518	163	24%	681
PROJECT HEALTH, INC SUMTERVILLE	5	541	132	19%	678
ARCPPOINT LABS OF CORAL SPRINGS FL		607	70	10%	677

# COVID-19: testing by laboratory

Data through Jan 12, 2021 verified as of Jan 13, 2021 at 09:25 AM

Data in this report are provisional and subject to change.

The numbers in the table below represent the number of Florida and non-Florida residents for whom test results were received by the Department of Health. A person can be tested by more than one laboratory and can have both positive and negative results. **Therefore, the sum of the numbers in each column will be larger than the total number of people tested.**

Reporting lab	Inconclusive	Negative	Positive	Percent positive	Total
MINI ER ADULT AND PEDIATRIC URGENT CARE		574	98	15%	672
MINUTECLINIC, LLC #4015		495	176	26%	671
NORTH FLORIDA PEDIATRICS - LAKE CITY		503	168	25%	671
BAPTIST HEALTH - MD ANDERSON CANCER CENTER		661	4	1%	665
LEE COUNTY EMERGENCY MEDICAL SERVICE		584	81	12%	665
Tampa Lakes Health and Rehabilitation Center	2	594	68	10%	664
VENICE REGIONAL MEDICAL CENTER		574	86	13%	660
NCH HEALTHCARE SYSTEM MICROBIOLOGY LAB		1	657	100%	658
BLUE MED CONSULTANTS		638	18	3%	656
VITAS HEALTHCARE CORPORATION OF FLA		652	3	0%	655
WILLOWBROOKE COURT AT EDGEWATER POINTE ESTATES		645	8	1%	653
CENTRA CARE - SOUTH ORANGE		476	175	27%	651
ADDICTION LABS OF AMERICA	3	596	51	8%	650
MEDICAL FP - WHOLE FAMILY HEALTH CENTER		529	118	18%	647
MAVERICK LABS		456	186	29%	642
CVS HEALTH		456	185	29%	641
COVANCE CLINICAL RESEARCH UNIT INC		624	16	3%	640
Victoria Nursing and Rehabilitation Center		599	40	6%	639
DOCTOR'S MEMORIAL HOSPITAL		485	153	24%	638
MIAMI JEWISH HEALTH SYSTEMS		602	34	5%	636
MINUTECLINIC LLC #7973		527	108	17%	635
ANY LAB TEST NOW	1	421	213	34%	635
MINUTECLINIC LLC #1821		556	78	12%	634
NORTH SHORE LIJ URGENT CARE PC		602	31	5%	633
WHOLE FAMILY HEALTH CENTER INC		489	143	23%	632
NORTHEAST FLORIDA NEUROLOGY CLINICS, INC		533	93	15%	626
ADVENT HEALTH CENTRA CARE - MOUNT DORA		276	348	56%	624
MINUTECLINIC LLC #7225		526	95	15%	621
KENDALL HEALTHCARE PROPERTIES DBA	2	591	26	4%	619
PRIMARY CARE SERVICES AT INDIAN RIVER ESTATES		607	11	2%	618
PARAMOUNT URGENT CARE - CLERMONT		458	157	26%	615
HOLY CROSS HOSPITAL		12	598	98%	610
C.W. BILL YOUNG VA MEDICAL CENTER	1	17	591	97%	609
SANTA ROSA MEDICAL GROUP		490	116	19%	606
PATIENTS FIRST - MAHAN DRIVE		164	435	73%	599
PALACE NURSING HOME & REHAB CENTER		569	29	5%	598
MINUTECLINIC, LLC #3204		469	124	21%	593
MINUTECLINIC LLC #3285		506	86	15%	592
MINUTECLINIC LLC #4024		495	96	16%	591
APALACHEE CORRECTIONAL INSTITUTION EAST UNIT		566	15	3%	581
MINUTECLINIC LLC #3257		457	124	21%	581
MYTEST DIAGNOSTICS		538	43	7%	581
POINT OF CARE TESTING SITE		556	24	4%	580
SOLARIS HEALTHCARE CHARLOTTE HARBOR		540	38	7%	578
CONSULATE HEALTH CARE OF NEW PORT RICHEY	2	491	84	15%	577
UNIVERSITY OF WEST FLORIDA STUDENT HEALTH SERVICES	1	473	102	18%	576
XYZ LABORATORY	8	504	63	11%	575

# COVID-19: testing by laboratory

Data through Jan 12, 2021 verified as of Jan 13, 2021 at 09:25 AM

Data in this report are provisional and subject to change.

The numbers in the table below represent the number of Florida and non-Florida residents for whom test results were received by the Department of Health. A person can be tested by more than one laboratory and can have both positive and negative results. **Therefore, the sum of the numbers in each column will be larger than the total number of people tested.**

Reporting lab	Inconclusive	Negative	Positive	Percent positive	Total
ADVENT HEALTH CENTRA CARE - WATERFORD LAKES		481	94	16%	575
MOUNT SINAI LABORATORY		548	25	4%	573
NORTH FLORIDA PEDIATRICS PA - SUWANNEE	1	464	104	18%	569
VETERANS AFFAIRS MEDICAL CENTER - JAMES A HALEY			567	100%	567
MINUTECLINIC LLC #5216		462	103	18%	565
READY RESPONDERS FLORIDA, PLLC		481	82	15%	563
MANOR PINES CONVALESCENT CENTER LLC	1	543	17	3%	561
PALM GARDEN OF PORT SAINT LUCIE		551	6	1%	557
TREE HOUSE PEDIATRICS PLLC		499	55	10%	554
ORLANDO HEALTH AND REHAB CENTER		516	35	6%	551
JOHN KNOX VILLAGE HEALTH CENTER		535	14	3%	549
VITAE DIAGNOSTICS		534	13	2%	547
LIFE CARE CENTER OF ORANGE PARK		519	27	5%	546
HOLMES REGIONAL MEDICAL CENTER		5	540	99%	545
The Sands at South Beach		541	4	1%	545
TENNESSEE DOH - NASHVILLE	2	479	62	11%	543
PALM BAY HOSPITAL CLINICAL LABORATORY		335	207	38%	542
MINUTECLINIC LLC #3654		446	96	18%	542
CREEKSIDE CARE CENTER	1	456	84	16%	541
GULF COAST VILLAGE		509	29	5%	538
COASTAL URGENT CARE		424	114	21%	538
ST JOHN'S NURSING CENTER		524	14	3%	538
ECCOLAB GROUP	1	143	388	73%	532
NCF DIAGNOSTICS & DNA TECHNOLOGIES	15	199	318	60%	532
SOUTHEAST ALABAMA MEDICAL CENT		482	49	9%	531
GOLDEN GLADES NURSING & REHABILITATION CTR		523	8	2%	531
LIFE CARE CENTER OF NEW PORT RICHEY		499	31	6%	530
KEYS AHEC SCHOOL MEDICAL CLINIC	6	457	66	12%	529
INTERLACHEN PEDIATRICS		505	23	4%	528
SHORELINE PHYSICIAN GROUP		333	193	37%	526
MINUTECLINIC LLC #3648		415	111	21%	526
HENDRY REGIONAL MEDICAL CENTER CLINICAL LABORATORY		365	161	31%	526
MINUTECLINIC LLC # 7933		443	82	16%	525
GULF COAST MOLECULAR LABORATORIES	12	432	81	15%	525
CONSULATE HEALTHCARE OF VERO BEACH	14	445	65	12%	524
HMA SANTA ROSA MEDICAL CENTER LLC DBA		407	117	22%	524
SEBASTIAN RIVER MEDICAL CENTER	2	401	121	23%	524
FISHERMENS HOSPITAL CLINICAL LAB		482	40	8%	522
SACRED HEART HEALTH SYSTEM, INC		286	234	45%	520
MINUTECLINIC LLC #4201		454	63	12%	517
MINUTECLINIC LLC #476		431	86	17%	517
MED FAST URGENT CARE CENTER		260	255	50%	515
ETHOS WELLNESS PHARMACY		479	36	7%	515
Point of Care Testing	1	107	406	79%	514
MID-FLORIDA PATHOLOGY		403	110	21%	513
COASTAL PHYSICIANS, LLC		378	134	26%	512
MEDICAL VB		392	120	23%	512



# COVID-19: testing by laboratory

Data through Jan 12, 2021 verified as of Jan 13, 2021 at 09:25 AM

Data in this report are provisional and subject to change.

The numbers in the table below represent the number of Florida and non-Florida residents for whom test results were received by the Department of Health. A person can be tested by more than one laboratory and can have both positive and negative results. **Therefore, the sum of the numbers in each column will be larger than the total number of people tested.**

Reporting lab	Inconclusive	Negative	Positive	Percent positive	Total
Signature HealthCare Center of Waterford		479	26	5%	505
FIU-HEALTH AUXILIARY LABORATORY		461	42	8%	503
LIFE CARE CENTER OF HILLIARD		488	13	3%	501
MOLECULAR INFECTIOUS DISEASES		494	7	1%	501
WOODLANDS MEDICAL SPECIALISTS		346	155	31%	501
VETERANS AFFAIRS MEDICAL CENTER - BAY PINES		17	480	97%	497
THE PRESERVE		491	6	1%	497
DAVITA LABORATORY		426	70	14%	496
THERADOC		152	342	69%	494
ADVENT HEALTH CENTRA CARE - PORT ORANGE		65	429	87%	494
CLINICAL PATHOLOGY LABS		386	106	22%	492
CLEWISTON NURSING AND REHABILITATION CENTER		482	8	2%	490
BROAD INSTITUTE CLINICAL SEQUENCING RESEARCH PLATFORM	1	476	13	3%	490
PROHEALTH MEDICAL CLINIC		66	423	87%	489
PALM GARDEN OF VERO BEACH		453	36	7%	489
CATALYST WALK IN CLINIC		372	113	23%	485
VILLA MARIA NURSING & REHAB CENTER INC	1	472	11	2%	484
MIDWAY SPECIALLY CARE CENTER		294	189	39%	483
CLARITY LABS		419	64	13%	483
EDEN SPRINGS NURSING AND REHAB CENTER		373	107	22%	480
INTERLACHEN PEDIATRICS PA		450	27	6%	477
JACKSON MEMORIAL LONG TERM CARE CENTER		459	16	3%	475
MINUTECLINIC LLC #5924		378	92	20%	470
FORT MYERS INTERNAL MEDICINE, LLC		422	46	10%	468
ST CLOUD REGIONAL MEDICAL CENTER CLINICAL LAB		394	73	16%	467
MINUTECLINIC, LLC #5817		371	95	20%	466
NCHMD, INC SOUTHEAST IMMEDIATE CARE		344	117	25%	461
MINUTECLINIC LLC #3748		351	106	23%	457
NEW YORK HOSPITAL LABORATORIES	1	444	12	3%	457
MEMORIAL PEMBROKE 24/7 CARE CENTER		346	109	24%	455
RIVER GARDEN HEBREW HOME FOR THE AGED		402	53	12%	455
BALDOMERO LOPEZ STATE VETERANS NURSING HOME	2	450	2	0%	454
CITY MEDICAL OF NEW JERSEY, PC		418	36	8%	454
EMERALD SHORES HEALTH AND REHABILITATION		368	86	19%	454
HEALTH CENTER AT BRENTWOOD	1	410	41	9%	452
MINUTECLINIC LLC #1807		354	97	22%	451
PEDIATRICS OF CENTRAL FLORIDA PA	16	406	29	6%	451
PRIMARY CARE SERVICES AT ST ANDREWS ESTATES		450			450
VETERANS AFFAIRS MEDICAL CENTER		40	409	91%	449
Crestview Rehabilitation Center	3	321	124	28%	448
ENZO CLINICAL LABS INC	2	425	19	4%	446
J AND G MEDICAL GROUP LLC		375	70	16%	445
AMERICAN FAMILY CARE PENSACOLA WEST		1	443	100%	444
ADVENTHEALTH MEDICAL GROUP PROMPT CARE		321	123	28%	444
VALENCIA HILLS HEALTH AND REHABILITATION CENTER		429	12	3%	441
LIFE CARE CENTER OF PENSACOLA		400	38	9%	438
SMA SPECIALTY MEDICAL LAB		117	321	73%	438

# COVID-19: testing by laboratory

Data through Jan 12, 2021 verified as of Jan 13, 2021 at 09:25 AM

Data in this report are provisional and subject to change.

The numbers in the table below represent the number of Florida and non-Florida residents for whom test results were received by the Department of Health. A person can be tested by more than one laboratory and can have both positive and negative results. **Therefore, the sum of the numbers in each column will be larger than the total number of people tested.**

Reporting lab	Inconclusive	Negative	Positive	Percent positive	Total
LITTLE PINE PEDIATRICS		288	149	34%	437
JACKSON MEMORIAL PERDUE MEDICAL CENTER		420	16	4%	436
GROWING TOGETHER PEDIATRICS LLC		397	39	9%	436
DOH - INDIAN RIVER		365	67	16%	432
AVECINA MEDICAL JULINGTON	1	240	189	44%	430
NORTH FLORIDA PEDIATRICS PA		366	62	14%	428
MAIN STREET MEDICAL CENTER		92	334	78%	426
NEW PLANT CITY FAMILY CARE	1	225	199	47%	425
FOUNTAIN MANOR HEALTH AND REHAB CENTER	1	409	15	4%	425
Good Samaritan Society Kissimmee Village		360	64	15%	424
PALM GARDEN OF JACKSONVILLE	2	354	68	16%	424
Plantation Bay Rehabilitation Center		412	11	3%	423
FLORIDA DEPT OF HEALTH IN BREVARD COUNTY	3	360	60	14%	423
LPG COCONUT POINT		348	75	18%	423
THE PALACE AT HOMESTEAD	1	407	15	4%	423
FLO-MEDILAB SERVICES LLC		186	235	56%	421
MANOR AT CARPENTERS		395	26	6%	421
LAUDERDALE NURSING CENTER LLC	1	401	19	5%	421
MOORINGS PARK INSTITUTE, INC, THE		404	16	4%	420
GARCIA CLINICAL LABORATORY		28	392	93%	420
NSPIRE HEALTHCARE MIAMI LAKES	6	403	11	3%	420
CAPE CANAVERAL HOSPITAL		243	177	42%	420
CRUCIAL CARE EMERGENCY MEDICINE DOCTORS		336	83	20%	419
Southern Oaks Care Center	1	386	31	7%	418
MINUTECLINIC LLC #3236		368	50	12%	418
ADVENT HEALTH CENTRA CARE - WINTER PARK		275	142	34%	417
ER QUICKCARE PL		334	80	19%	414
LEHIGH REGIONAL MEDICAL CENTER LAB		371	43	10%	414
PHYSICIANS PRIMARY CARE LAB		360	54	13%	414
The Manor at Blue Water Bay		355	57	14%	412
NCH HEALTHCARE BONITA		298	113	27%	411
MINUTECLINIC LLC #3671		366	44	11%	410
SPECTOR SCIENTIFIC LAB	1	188	221	54%	410
EAST LAKE PEDIATRICS		339	70	17%	409
PENSACOLA PEDIATRICS	1	252	156	38%	409
MINUTECLINIC LLC #1815		356	52	13%	408
Williston Care Center		362	46	11%	408
DOCTORS CENTER,THE		319	89	22%	408
CARE ONE OF FLORIDA LLC		245	163	40%	408
MINUTECLINIC LLC #8381		324	83	20%	407
MEDICAL CENTER CLINIC-IMMEDIATE CARE	1	325	81	20%	407
HILLCREST HEALTH CARE & REHABILITATION CENTER	1	397	8	2%	406
WILLOW BROOKE COURT AT INDIAN RIVER ESTATES		362	42	10%	404
HARTS HARBOR HEALTH CARE CENTER		388	16	4%	404
ST ANDREWS BAY SKILLED NURSING &		353	50	12%	403
Q ANSWER LAB	1	366	34	8%	401
CHILDRENS MEDICAL ASSOCIATION		363	38	9%	401



# COVID-19: testing by laboratory

Data through Jan 12, 2021 verified as of Jan 13, 2021 at 09:25 AM

Data in this report are provisional and subject to change.

The numbers in the table below represent the number of Florida and non-Florida residents for whom test results were received by the Department of Health. A person can be tested by more than one laboratory and can have both positive and negative results. **Therefore, the sum of the numbers in each column will be larger than the total number of people tested.**

Reporting lab	Inconclusive	Negative	Positive	Percent positive	Total
MINUTECLINIC LLC		356	45	11%	401
CYPRESS VILLAGE		385	15	4%	400
Colonial Lakes Health Care		383	17	4%	400
TIDE LABORATORIES		356	42	11%	398
FAMILY HEALTH CENTERS OF SWF LABS	2	325	71	18%	398
MEDONE URGENT CARE AT ST. AUGUSTINE		111	287	72%	398
CLIFFORD CHESTER SIMS STATE VETERANS		392	6	2%	398
MINUTECLINIC LLC #4612		306	90	23%	396
MINUTECLINIC, LLC #3245		283	112	28%	395
MINI ER AND URGENT CARE		289	105	27%	394
FLAGLER COUNTY HEALTH DEPARTMENT		324	70	18%	394
WEST GABLES HEALTH CARE CENTER		382	9	2%	391
GOLDEN GATE FAMILY CLINIC		83	306	79%	389
BARBER		13	376	97%	389
CARENOW URGENT CARE - FORT PIERCE		219	170	44%	389
HERON POINTE HEALTH AND REHABILITATION	1	385	2	1%	388
PARKLANDS FACILITY INC	4	372	12	3%	388
MINUTECLINIC LLC #3255		310	77	20%	387
TELESCOPE HEALTH LLC	3	301	82	21%	386
BOND AND STEELE CLINIC PA		242	143	37%	385
MEDICAL CONSULTANTS OF FLORIDA, LLC		319	66	17%	385
NEW YORK PRESBYTERIAN - CUMC CLINICAL		367	17	4%	384
STEWART ROCKLEDGE HOSPITAL		288	95	25%	383
PALM GARDEN OF TAMPA		371	11	3%	382
MEDIQUICK URGENT CARE CENTERS INC		154	227	60%	381
ADVENT HEALTH CENTRA CARE - WINTER HAVEN	1	180	200	52%	381
VETERANS AFFAIRS MEDICAL CENTER - GAINESVILLE		2	375	99%	377
EXPRESS URGENT CARE LLC		1	376	100%	377
BAYA PHARMACY WEST		8	368	98%	376
AMERICA'S PHARMACY LLC		331	45	12%	376
VITAS HEALTHCARE CORP OF CENTRAL FL		365	11	3%	376
BROOKDALE PALMER RANCH	1	328	47	13%	376
PALM GARDEN OF OCALA		330	44	12%	374
APP-UNIPATH, LLC	2	359	12	3%	373
SANTA ROSA CENTER FOR REHABILITATION AND HEALING		311	61	16%	372
MEDONE URGENT CARE CENTER		149	222	60%	371
URGENT CARE BETHESDA	1	318	52	14%	371
MAYFLOWER ASSISTED LIVING		369	2	1%	371
NAVAL HOSPITAL - JACKSONVILLE		41	329	89%	370
HENDRY REGIONAL MEDICAL CENTER		107	263	71%	370
MEDFAST URGENT CARE CENTERS		92	278	75%	370
RICARDO NAVARRO DO PA		322	47	13%	369
HARBOUR HEALTH CENTER		356	12	3%	368
24 HOUR PEDIATRIC CARE CENTER	1	328	37	10%	366
ADVENT HEALTH - TAMPA		148	217	59%	365
MANOR CARE HEALTH SERVICES - FT MYERS		354	10	3%	364
BALDWIN PEDIATRICS	1	343	20	5%	364

# COVID-19: testing by laboratory

Data through Jan 12, 2021 verified as of Jan 13, 2021 at 09:25 AM

Data in this report are provisional and subject to change.

The numbers in the table below represent the number of Florida and non-Florida residents for whom test results were received by the Department of Health. A person can be tested by more than one laboratory and can have both positive and negative results. **Therefore, the sum of the numbers in each column will be larger than the total number of people tested.**

Reporting lab	Inconclusive	Negative	Positive	Percent positive	Total
Ocala Health and Rehabilitation Center		346	17	5%	363
DIAMOND RIDGE HEALTH AND REHABILITATION		344	17	5%	361
PEDIATRIC HEALTHCARE ALLIANCE PA		327	33	9%	360
FAIR HAVENS CENTER, OPCO		355	5	1%	360
REDI MED LLC		250	110	31%	360
FERNANDINA BEACH REHAB AND NURSING	1	349	9	3%	359
ADVENT HEALTH CENTRA CARE - LAKE MARY	2	104	249	70%	355
INFORM DIAGNOSTICS		349	6	2%	355
LOOP PEDIATRICS PA	2	290	62	18%	354
UR MEDICINE LABS- CENTRAL LABORATORY		336	16	5%	352
VRL EUROFINIS		340	12	3%	352
TREASURE COAST COMMUNITY HEALTH	3	303	43	12%	349
BAYSHORE DIAGNOSTICS		309	40	11%	349
SANFORD LABORATORIES		325	23	7%	348
Stacey Health Care Centers Inc. dba Riverside Care Center		319	28	8%	347
HALIFAX MEDICAL CENTER-PORT ORANGE LAB		292	54	16%	346
CITRUS NURSING CENTER LLC		326	19	6%	345
THE PALACE MANAGEMENT - THE PALACE AT CORAL GABLES		343	2	1%	345
PALMS OF SEBRING		321	24	7%	345
MY CLINICAL LAB		224	120	35%	344
Solaris HealthCare Windermere		334	9	3%	343
KETAMINE HEALTH CENTERS LLC		315	27	8%	342
BAPTIST PRIMARY CARE	2	269	71	21%	342
INDIAN RIVER CTR, LLC		308	34	10%	342
CONSULATE HEALTH CARE OF BAYONET POINT	3	331	7	2%	341
OPTUMCARE FLORIDA LLC		224	117	34%	341
BUFFALO CROSSING HEALTHCARE & REHABILITATION CTR		330	10	3%	340
ADVENT HEALTH CENTRA CARE - PALM COAST		80	260	76%	340
VILLAGE AT VIENNA SQUARE,THE	6	329	5	1%	340
SELECT REFERENCE LABORATORIES, LLC	1	326	12	4%	339
CORAL BAY HEALTHCARE AND REHABILITATION	1	329	9	3%	339
CALHOUN LIBERTY HOSPITAL		235	103	30%	338
CLARIDGE HOUSE NURSING CENTER		321	16	5%	337
SIPARADIGM, DIAGNOSTIC INFORMATICS		273	63	19%	336
ABBEY DELRAY		332	4	1%	336
CONTINENTAL CLINICAL RESEARCH, LLC		327	8	2%	335
NORTH FLORIDA REHABILITATION & SPECIALTY CARE		332	3	1%	335
FLORIDA HOSPITAL MEDICAL GROUP		247	87	26%	334
VITAS LUTHERAN TOWERS INPATIENT PROGRAM		289	45	13%	334
MINUTECLINIC LLC #1350		265	69	21%	334
RUSKIN HEALTH CENTER		221	111	33%	332
ADVENT HEALTH CENTRA CARE - LEESBURG		13	318	96%	331
JACKSONVILLE BEACH PEDIATRIC CARE CENTER		290	41	12%	331
ORLANDO HEALTH CENTER FOR REHABILITATION		322	9	3%	331
ARCPPOINTS LABS		294	36	11%	330
NORTH PINELLAS STATMED QUICK QUALITY CLINICS		236	93	28%	329
PROFESSIONAL HEALTH EXAMINERS		281	47	14%	328

# COVID-19: testing by laboratory

Data through Jan 12, 2021 verified as of Jan 13, 2021 at 09:25 AM

Data in this report are provisional and subject to change.

The numbers in the table below represent the number of Florida and non-Florida residents for whom test results were received by the Department of Health. A person can be tested by more than one laboratory and can have both positive and negative results. **Therefore, the sum of the numbers in each column will be larger than the total number of people tested.**

Reporting lab	Inconclusive	Negative	Positive	Percent positive	Total
SIGNATURE HEALTHCARE OF BROOKWOOD GARDENS		327	1	0%	328
FLORIDA HOSPITAL WAUCHULA		223	105	32%	328
AFC URGENT CARE SEMINOLE			328	100%	328
USAFSAM/PHE		174	152	47%	326
TRI-COUNTY NURSING AND REHABILITATION CENTER INC		311	15	5%	326
SOLARIS HEALTHCARE MERRITT ISLAND		303	22	7%	325
MANOR OAKS NURSING & REHAB CENTER	2	321	1	0%	324
SPRING HILL HEALTH AND REHABILITATION CENTER		306	15	5%	321
BLOUNTSTOWN REHABILITATION CENTER LLC		221	99	31%	320
SOLARIS HEALTHCARE LAKE CITY		260	59	18%	319
MIDWAY SPECIALTY CARE CENTER	3	203	113	35%	319
MEDSCAN LABORATORY INC	1	163	154	48%	318
CHILDRENS MEDICAL ASSOCIATION PA		283	35	11%	318
ORCHARD PARK HEALTH & REHABILITATION		314	2	1%	316
Life Care Center of Ocala		277	38	12%	315
CORE DIAGNOSTIC LABORATORIES LLC		236	79	25%	315
CORAL TRACE HEALTH CARE	2	306	5	2%	313
MEDFAST URGENT CARE CENTER		83	230	73%	313
CAREMED CLINIC LLC		192	120	38%	312
GENESIS MEDICAL LABORATORY MIAMI FL.		83	229	73%	312
Timberidge Center for Rehabilitation and Healing		286	26	8%	312
BENTON PEDIATRICS INC		281	30	10%	311
PROJECT HEALTH INC	1	235	75	24%	311
MINUTECLINIC LLC, #10357		309	1	0%	310
EAST LAKE PEDIATRICS PA		279	31	10%	310
HAINES CITY REHABILITATION AND NURSING CENTER		287	22	7%	309
PROFESSIONAL HEALTH EXAMINERS DBA PROHEALTH		256	53	17%	309
solaris Healthcare Parkway	2	301	6	2%	309
MANOR CARE NURSING CENTER OF SARASOTA FL LLC		297	12	4%	309
FLORIDA GULF COAST UNIVERSITY		158	150	49%	308
MEDEXPRESS LUTZ		3	304	99%	307
HEALTH CENTRAL PARK		240	66	22%	306
DBI HEALTH INC		292	14	5%	306
ASAP LAB LLC		200	105	34%	305
CARE ONE OF FLORIDA	1	199	104	34%	304
SHORE ACRES CARE CENTER		275	29	10%	304
Palmetto Subacute Care Center		295	8	3%	303
SUWANNEE HEALTH AND REHABILITATION CENTER		297	5	2%	302
HOPE HOSPICE AND COMMUNITY SERVICES INC	10	282	9	3%	301
FIRST QUALITY LABORATORY		276	25	8%	301
Life Care Center at Wells Crossing		285	16	5%	301
LIFEBRITE	1	123	176	59%	300
AFC URGENT CARE CLEARWATER	1	121	178	59%	300
FLORIDA DEPARTMENT OF HEALTH CLAY COUNTY	1	207	91	30%	299
URGENT CARE OF THE PALM BEACHES		3	296	99%	299
FLORIDA HOSPITAL HEARTLAND MED CTR LAKE PLACID		217	80	27%	297
ADVENT HEALTH CENTRA CARE - TITUSVILLE		56	241	81%	297

# COVID-19: testing by laboratory

Data through Jan 12, 2021 verified as of Jan 13, 2021 at 09:25 AM

Data in this report are provisional and subject to change.

The numbers in the table below represent the number of Florida and non-Florida residents for whom test results were received by the Department of Health. A person can be tested by more than one laboratory and can have both positive and negative results. **Therefore, the sum of the numbers in each column will be larger than the total number of people tested.**

Reporting lab	Inconclusive	Negative	Positive	Percent positive	Total
BUENA VISTA URGENT CARE		264	32	11%	296
VETERANS AFFAIRS MEDICAL CENTER - LAKE CITY		52	244	82%	296
LIFE CARE PONTE VEDRA INC		290	5	2%	295
PHYSICIANS STAT LAB INC		244	51	17%	295
KEY WEST HEALTH AND REHAB	1	287	6	2%	294
DELTONA HEALTH CARE		270	23	8%	293
NORTHWEST MEDICAL CENTER CLINICAL LABORATORY		175	117	40%	292
BREVARD HEALTH ALLIANCE		118	174	60%	292
Cypress Cove Care Center		193	99	34%	292
BOCA GRANDE HEALTH CLINIC		274	17	6%	291
SOLARIS HEALTHCARE OSCEOLA		283	8	3%	291
Quest Diag Unspecifd		180	111	38%	291
Manatee Springs Rehabilitation and Nursing Center		273	16	6%	289
AUBURN UNIVERSITY MEDICAL CLINIC		227	62	21%	289
MINUTECLINIC LLC #3637		198	90	31%	288
FAIRWAY OAKS CENTER LLC	6	275	6	2%	287
PHYSICIANS REGIONAL WALK-IN		184	103	36%	287
LAKELAND REGIONAL HEALTH SYSTEMS INC		20	266	93%	286
VIERA HOSPITAL, INC		209	76	27%	285
SOLARIS HEALTHCARE BAYONET POINT		272	12	4%	284
PALM GARDEN OF CLEARWATER		266	18	6%	284
BIOCEPT		268	16	6%	284
SPECIALTY HEALTH AND REHABILITATION CENTER		260	24	8%	284
MANORCARE HEALTH SERVICES - VENICE		234	49	17%	283
MICHAEL A MIDDLETON MD PA		273	10	4%	283
BOCA BIOLISTICS REFERENCE LABORATORY	2	185	95	34%	282
ASCEND CLINICAL	2	232	48	17%	282
BROOKSVILLE HEALTHCARE CENTER LLC		278	4	1%	282
AFC URGENT CARE TYRONE		2	279	99%	281
PALM GARDEN OF GAINESVILLE	2	277	2	1%	281
HEALTHY STEPS PEDIATRICS		245	34	12%	279
AFC URGENT CARE FAMILY CARE			279	100%	279
Palm Garden of Largo		277	1	0%	278
SABAL PALMS HEALTH AND REHAB		235	43	15%	278
PRUITT HEALTH-SANTA ROSA		275	2	1%	277
SPRINGTREE REHAB & HEALTH CARE CENTER		261	16	6%	277
BAY VILLAGE OF SARASOTA INC		273	3	1%	276
GOOD SAMARITAN SOCIETY-DAYTONA		271	5	2%	276
Solaris Healthcare Daytona	1	252	22	8%	275
LabCorp (Non-Interfaced)	1	114	158	58%	273
WESTCHESTER GARDENS LIMITED PARTNERSHIP		268	5	2%	273
GANDY CROSSING CARE CENTER	1	260	12	4%	273
STARKE FAMILY MEDICAL CENTER		218	55	20%	273
ROLLINS COLLEGE WELLNESS CENTER		130	143	52%	273
AVELLINO LAB USA, INC	1	262	9	3%	272
PALM GARDEN OF ORLANDO		242	30	11%	272
BRIDGEWATER PARK HEALTH AND REHAB		257	14	5%	271



# COVID-19: testing by laboratory

Data through Jan 12, 2021 verified as of Jan 13, 2021 at 09:25 AM

Data in this report are provisional and subject to change.

The numbers in the table below represent the number of Florida and non-Florida residents for whom test results were received by the Department of Health. A person can be tested by more than one laboratory and can have both positive and negative results. **Therefore, the sum of the numbers in each column will be larger than the total number of people tested.**

Reporting lab	Inconclusive	Negative	Positive	Percent positive	Total
FLORIDA DEPARTMENT OF HEALTH IN CALHOUN COUNTY		182	88	33%	270
AURORA DIAGNOSTICS BERNHARDT LABORATORIES PATHOLOGY SERVICE		190	79	29%	269
Premier Place at The Glenview		260	8	3%	268
ADVENT HEALTH CENTRA CARE - ALTAMONTE SPRINGS		159	109	41%	268
VILLAGE DOCTORS FAMILY MEDICAL CENTER OF		212	55	21%	267
ST JUDE CHILDREN'S RESEARCH HOSPITAL		253	13	5%	266
ADVENT HEALTH CENTRA CARE - ORMOND BEACH		113	153	58%	266
CARENOW	2	138	125	47%	265
Marshall Health and Rehabilitation Center		259	6	2%	265
HOMESTEAD MANOR	2	222	41	15%	265
SEA BREEZE REHAB AND NURSING CENTER		259	5	2%	264
Bayside Care Center	1	244	19	7%	264
ST JAMES HEALTH AND REHABILITATION CENTER		190	74	28%	264
OCEAN VIEW NURSING AND REHAB CENTER		253	10	4%	263
AVENTURA REHAB AND NURSING CENTER		257	5	2%	262
CLIFFORD CHESTER SIMS VA NURSING HOME		251	9	3%	260
PruittHealth Panama City	1	218	41	16%	260
PruittHealth Santa Rosa		195	64	25%	259
CONSULATE HEALTHCARE OF KISSIMMEE		247	12	5%	259
FLORIDA WOMAN CARE LABORATORY LLC		232	26	10%	258
FL HUD DESTIN, LLC D/B/A GRAND BOULEVARD HEALTH		224	33	13%	257
Glades West Rehabilitation and Nursing Center		250	6	2%	256
Bardmoor Oaks Healthcare and Rehabilitation Center		252	4	2%	256
QUALITOX LABORATORIES		105	150	59%	255
EXPRESS PHARMACY		236	18	7%	254
SERENADES IN THE VILLAGES		201	53	21%	254
CONSULATE HEALTH CARE OF SAFETY HARBOR		250	4	2%	254
LAKE EUSTIS HEALTH AND REHABILITATION CENTER		249	5	2%	254
HARDEE MANOR HEALTH CARE CENTER	1	249	3	1%	253
ROSEWOOD HEALTH AND REHABILITATION CENTER		244	9	4%	253
ARGO SENIOR LIVING AT HAVERHILL		243	9	4%	252
CLERMONT HEALTH AND REHABILITATION CENTER		239	13	5%	252
SUNRISE URGENT CARE ASSOCIATES LLC D/B/A	2	50	200	79%	252
SIGNATURE HEALTHCARE OF NORTH FLORIDA		250	2	1%	252
KISSIMMEE FACILITY OPERATIONS LLC		243	8	3%	251
PERSONALIZED GENETIC TESTING	1	157	92	37%	250
PALMETTO FAMILY HEALTHCARE	1	152	97	39%	250
LUTHERAN HAVEN		247	3	1%	250
Destin Healthcare and Rehabilitation Center	1	241	7	3%	249
MEDIPATH		15	233	94%	248
HEARTLAND PEDIATRICS OF LAKE WALES		215	33	13%	248
TAMARAC REHABILITATION & HEALTH CENTER		245	1	0%	246
SHELL POINT VILLAGE MEDICAL CENTER		246			246
HEATHER HILL HEALTHCARE CENTER		205	41	17%	246
MARTIN MEMORIAL MEDICAL CENTER LAB		128	118	48%	246
renaissance health and rehabilitation center		237	8	3%	245
SUN COUNTRY PEDIATRICS PLLC	6	216	23	9%	245

# COVID-19: testing by laboratory

Data through Jan 12, 2021 verified as of Jan 13, 2021 at 09:25 AM

Data in this report are provisional and subject to change.

The numbers in the table below represent the number of Florida and non-Florida residents for whom test results were received by the Department of Health. A person can be tested by more than one laboratory and can have both positive and negative results. **Therefore, the sum of the numbers in each column will be larger than the total number of people tested.**

Reporting lab	Inconclusive	Negative	Positive	Percent positive	Total
DAVID SCOTT MADWAR MD PA□		221	24	10%	245
PINES OF SARASOTA		241	2	1%	243
ROSEWOOD HEALTHCARE & REHABILITATION CENTER		239	4	2%	243
BROWARD NURSING & REHABILITATION CTR	8	231	4	2%	243
HARBOURWOOD	1	238	4	2%	243
MEDICAL CENTER OF DELTONA, INC		184	59	24%	243
BEAR CREEK NURSING CENTER		240	3	1%	243
POINT WASHINGTON MEDICAL CLINIC		97	145	60%	242
SANDBAY URGENT CARE		196	46	19%	242
XPRESS URGENT CARE	3	196	42	17%	241
GOOD SAMARITAN CARES		236	5	2%	241
DIAMOND RIDGE HEALTH AND REHABILITATION CENTER		226	15	6%	241
LIFE CARE CENTER OF WINTER HAVEN		224	16	7%	240
MINUTECLINIC LLC #8927		191	48	20%	239
Fernandina Beach Rehabilitation and Nursing Center		236	1	0%	237
PROTEUS MOLECULAR AND CLINICAL LAB	1	148	88	37%	237
MALABAR/ADVENT CENTRA CARE		48	189	80%	237
SPRINGS AT BOCA CIEGA BAY,THE		228	9	4%	237
Solaris Healthcare Lake Bennet		208	29	12%	237
ELLENTON PEDIATRICS		220	17	7%	237
ORCHARD RIDGE CARE AND REHABILITATION CENTER		230	6	3%	236
OSPREY LODGE		223	13	6%	236
ADVENT HEALTH CENTRA CARE - UNIVERSITY	1	95	140	59%	236
Heritage Healthcare at Tallahassee		232	4	2%	236
OAK HAMMOCK AT THE UNIVERSITY OF FLORIDA		229	6	3%	235
ROSEN MEDICAL CENTER		206	29	12%	235
ARCHER HEALTH VENTURES, LLC		210	25	11%	235
Vi at Lakeside Village Skilled Nursing		230	5	2%	235
EPN URGENT CARE		43	191	82%	234
REGENTS PARK AT AVENTURA		221	13	6%	234
MEMPHIS PATHOLOGY LABORATORY	4	212	17	7%	233
SABAL DIRECT PRIMARY CARE, PA		194	38	16%	232
Bay Breeze Senior Living and Rehabilitation Center		181	51	22%	232
FLORIDA DEPARTMENT OF HEALTH		201	31	13%	232
LITTLE PINE PEDIATRICS PLLC		193	37	16%	230
SAINTS 120 LLC	1	195	33	14%	229
CARITHERS PEDIATRIC GROUP		196	32	14%	228
RULEME CENTER	2	211	15	7%	228
BAY TREE CARE AND REHABILITATION CENTER		197	31	14%	228
LAKE PARK OF MADISON		223	5	2%	228
DIAGNOSTIC & CLINICAL CARE SERVICES INC DBA		186	42	18%	228
ADVENT HEALTH CENTRA CARE - COLONIAL TOWN	1	175	51	22%	227
SERANADES BY SONATA WEST ORANGE		205	22	10%	227
TERRACES OF LAKE WORTH CARE CENTER□		217	8	4%	225
TUSKAWILLA NURSING AND REHAB CENTER	2	217	6	3%	225
MINUTECLINIC LLC #5187		191	34	15%	225
VILLAGE DOCTORS OF KEYSTONE		166	59	26%	225



# COVID-19: testing by laboratory

Data through Jan 12, 2021 verified as of Jan 13, 2021 at 09:25 AM

Data in this report are provisional and subject to change.

The numbers in the table below represent the number of Florida and non-Florida residents for whom test results were received by the Department of Health. A person can be tested by more than one laboratory and can have both positive and negative results. **Therefore, the sum of the numbers in each column will be larger than the total number of people tested.**

Reporting lab	Inconclusive	Negative	Positive	Percent positive	Total
TGH		1	224	100%	225
LYNN HAVEN SPORTS COMPLEX-WALKON CLINIC		20	204	91%	224
LEHIGH VALLEY GENOMICS			224	100%	224
TALLAHASSEE NHHI LLC	1	209	13	6%	223
CHIPOLA HEALTH AND REHAB		207	16	7%	223
AFC URGENT CARE		52	171	77%	223
ADVENT HEALTH CENTRA CARE		104	118	53%	222
HARDEE COUNTY HEALTH DEPARTMENT		174	47	21%	221
SAMANTHA WILSON CARE CENTER		214	7	3%	221
MANDARIN PEDIATRICS		209	12	5%	221
JACKSON PLAZA NURSING & REHAB CENTER	2	213	5	2%	220
PALM GARDEN OF AVENTURA		219	1	0%	220
BUREAU OF CLINICAL LABORATORIES		183	37	17%	220
BRENTWOOD RETIREMENT COMMUNITY	5	187	28	13%	220
CRONOS CLINICAL LABORATORY	14	145	61	28%	220
Boynnton Beach Rehabilitation Center	2	213	4	2%	219
COLOR GENOMICS, INC.	2	213	4	2%	219
PARKS HEALTHCARE & REHABILITATION CTR	4	212	2	1%	218
THE MANOR AT CARPENTERS		185	32	15%	217
LAKE PORT SQUARE		200	17	8%	217
ELMHURST HOSPITAL CENTER	1	205	10	5%	216
SILVERCREST HEALTH AND REHABILITATION CENTER	3	207	6	3%	216
TIERRA PINES CENTER		205	11	5%	216
ST. CLOUD REGIONAL MEDICAL CENTER		199	17	8%	216
Solaris Healthcare Coconut Creek		213	2	1%	215
Sunset Point Center		213	2	1%	215
GATEWAY/ADVENT CENTRA CARE	1	24	189	88%	214
Consulate Health Care of North Fort Myers		203	11	5%	214
RIVERS FAMILY MEDICINE PA		160	53	25%	213
ABBOTT LABORATORIES		142	71	33%	213
SILVER CREEK SENIOR LIVING COMMUNITY		211	2	1%	213
BLOCK, NATION, CHASE, AND SMOLEN FAMILY MEDICINE		157	56	26%	213
MANOR CARE OF BOYNTON BEACH LLC		206	6	3%	212
POCONO MEDICAL CENTER		212			212
PCB CLINIC		167	45	21%	212
LONGWOOD FAMILY PRACTICE		172	39	18%	211
CONSULATE HEALTH CARE OF WINTER HAVEN		209	2	1%	211
SUNRISE DIAGNOSTIC LABORATORY		158	53	25%	211
PEDIATRIC HEALTH CARE ALLIANCE, PA		190	20	10%	210
W FRANK WELLS NURSING HOME		183	27	13%	210
FELLOWSHIP HOME AT THE FAIRWAY LLC		204	6	3%	210
HAVEN OF OUR LADY OF PEACE INC		202	8	4%	210
THE PALACE NURSING AND REHABILITATION CENTER		209			209
USF MORSANI CENTER FOR ADVANCED HEALTH CARE		176	33	16%	209
BAYA POINTE NURSING AND REHABILITATION		127	82	39%	209
NORTH FLORIDA MEDICAL GROUP		139	70	33%	209
CARRINGTON PLACE OF ST PETE LLC		205	4	2%	209

# COVID-19: testing by laboratory

Data through Jan 12, 2021 verified as of Jan 13, 2021 at 09:25 AM

Data in this report are provisional and subject to change.

The numbers in the table below represent the number of Florida and non-Florida residents for whom test results were received by the Department of Health. A person can be tested by more than one laboratory and can have both positive and negative results. **Therefore, the sum of the numbers in each column will be larger than the total number of people tested.**

Reporting lab	Inconclusive	Negative	Positive	Percent positive	Total
EDGEWATER AT WATERMAN VILLAGE,THE		198	11	5%	209
DXTERITY DIAGNOSTICS	1	199	7	3%	207
Taylor Care Center		203	4	2%	207
DOCTORS MEMORIAL FAMILY MEDICINE	2	142	63	30%	207
ACCURATE DIAGNOSTIC LABS, INC		194	13	6%	207
PEDIATRICS IN BREVARD PA		188	18	9%	206
PRIMARY CARE SOUTH INC		17	188	92%	205
DIGNITY HEALING, LLC		193	11	5%	204
HOMESTEAD VILLAGE		201	3	1%	204
REHABILITATION CENTER OF LAKE CITY, THE		179	25	12%	204
ORANGE COUNTY HEALTH DEPT		196	8	4%	204
Solaris HealthCare Imperial		198	5	2%	203
HEALTH FIRST - HOLMES REGIONAL MEDICAL CENTER		32	170	84%	202
FULGENT GENETICS	2	162	38	19%	202
MIAMI JEWISH HEALTH SYSTEMS, INC	1	194	7	3%	202
Chatsworth at PGA National, LLC		196	6	3%	202
POLK COUNTY HEALTH DEPARTMENT		178	24	12%	202
FLORIDA CLINICAL LABORATORY-BIOREFERENCE LABORATORIES		65	137	68%	202
Darcy Hall Of Life Care		202			202
CLINICAL PATHOLOGY LABS INC		202			202
Governors Creek Health and Rehabilitation	1	198	2	1%	201
VAMC WEST PALM LAB		5	196	98%	201
TRENTON MEDICAL CENTER INC DBA PALMS MEDICAL GROUP	4	140	55	28%	199
SOLARIS SENIOR LIVING VERO BEACH		192	7	4%	199
GRAND COURT TAMPA		198	1	1%	199
FAMILY CARE PARTNERS OF NORTHEAST FLORIDA LLC		139	59	30%	198
OCALA FAMILY MEDICAL CENTER INC	1	157	40	20%	198
Lake Port Square Health Center		185	13	7%	198
AVECINA MOBILE		118	80	40%	198
PATHGROUP LABS LLC		94	104	53%	198
ADVENT HEALTH - CARROLLWOOD	4	169	25	13%	198
USA HEALTH UNIVERSITY HOSPITAL CLINICAL LABORATORY	1	195	2	1%	198
DEPARTMENT OF HEALTH & HUMAN SERVICES		198			198
KENNEDY PAIN CLINIC GROUP LLC		171	26	13%	197
MOLECULAR TESTING LABS		156	41	21%	197
QUICK CARE MED		158	38	19%	196
Lakewood Nursing Center		172	24	12%	196
PALM GARDEN OF WINTER HAVEN		181	15	8%	196
GLENRIDGE ON PALMER RANCH,THE		189	7	4%	196
SIGNATURE HEALTHCARE AT THE COURTYARD		150	46	23%	196
PIONEER CLINICAL LAB, LLC		129	66	34%	195
WESTWOOD HEALTHCARE SNF		164	30	15%	194
Life Care Center of Punta Gorda	1	181	11	6%	193
HEALTH DESIGNS		184	9	5%	193
ASSOCIATESMD MEDICAL GROUP INC		159	33	17%	192
San Jose Health & Rehabilitation		190	2	1%	192
CROSS POINTE CARE CENTER	2	189			191

# COVID-19: testing by laboratory

Data through Jan 12, 2021 verified as of Jan 13, 2021 at 09:25 AM

Data in this report are provisional and subject to change.

The numbers in the table below represent the number of Florida and non-Florida residents for whom test results were received by the Department of Health. A person can be tested by more than one laboratory and can have both positive and negative results. **Therefore, the sum of the numbers in each column will be larger than the total number of people tested.**

Reporting lab	Inconclusive	Negative	Positive	Percent positive	Total
Bayside Health and Rehabilitation		164	27	14%	191
ManorCare Health Services-Palm Harbor		191			191
Solaris Senior Living North Naples ALF		184	6	3%	190
SEMINOLE NURSING PAVILION		182	7	4%	189
Orchid Cove at Sarasota		187	1	1%	188
WOMEN'S CARE FLORIDA LABORATORY		183	5	3%	188
HEALTH LINK DIAGNOSTIC LABORATORIES		182	6	3%	188
ATLANTIC SHORES NURSING AND REHAB CENTER		180	7	4%	187
COMMUNITY HEALTH AND REHABILITATION CENTER		160	27	14%	187
Nspire Health Care Kendall		177	10	5%	187
Parkview Rehabilitation Center at Winter Park		184	3	2%	187
PLANTATION NURSING & REHAB CENTER		186			186
AMEERAH LABS, LLC	2	145	39	21%	186
NEO GENOMICS - FORT MYERS	1	180	5	3%	186
GENOME LLC	2	160	24	13%	186
WIREGRASS DIRECT PRIMARY CARE PLLC		158	27	15%	185
ADVENT		172	13	7%	185
NSPIRE HEALTHCARE LAUDERHILL		178	6	3%	184
MANOR CARE OF NAPLES FL LLC		182	2	1%	184
ORANGE BLOSSOM FAMILY HEALTH		170	14	8%	184
VETERANS AFFAIRS MEDICAL CENTER - MIAMI			184	100%	184
SOUTHWEST ORLANDO FAMILY MEDICINE, PL		149	35	19%	184
AMERICAN FINNISH NURSING HOME	1	178	5	3%	184
ST. JAMES BAY HEALTH AND REHABILITATION CENTER		183	1	1%	184
UNIVERSITY OF TAMPA STUDENT HEALTH AND SHC CLINICAL LABORATORY		49	134	73%	183
BAYVIEW CENTER		181	2	1%	183
FORT PIERCE HEALTH CARE		180	3	2%	183
ADVENT HEALTH CENTRA CARE - WESLEY CHAPEL		13	170	93%	183
GOOD SAMARITAN CENTER		181	1	1%	182
HCSO OCCUPATIONAL HEALTH AND WELLNESS CENTER		140	42	23%	182
ADVENT HEALTH CENTRA CARE - DAYTONA BEACH		93	89	49%	182
FLORIDA HEART & VASCULAR MULTISPECIALTY GROUP PA		117	64	35%	181
NADAL PEDIATRICS - VICTORIA STREET (3385)		153	28	15%	181
CENTRA CARE - AZALEA PARK		98	82	46%	180
CORAL REEF NURSING & REHAB CENTER		178	2	1%	180
BROOKDALE FORT MYERS CYPRESS LAKE		179	1	1%	180
BOCA RATON REHABILITATION CENTER	4	173	3	2%	180
TIDEWELL HOSPICE INC		177	3	2%	180
ABBIEJEAN RUSSELL CARE CENTER		180			180
CHAUTAUQUA REHABILITATION AND NURSING CENTER		170	9	5%	179
CONSULATE HEALTH CARE OF MELBOURNE		177	1	1%	178
ARCPPOINT LABS OF ST PETERSBURG		117	61	34%	178
SUPERIOR RESIDENCES OF PANAMA CITY BEACH		171	6	3%	177
ADVENT HEALTH CENTRA CARE - CARROLLWOOD		5	172	97%	177
FLORIDA DEPARTMENT OF HEALTH IN LIBERTY COUNTY	2	109	66	37%	177
NIGHT LITE PEDIATRICS WINTER GARDEN		144	33	19%	177
OCEAN REEF MEDICAL CENTER		150	26	15%	176

# COVID-19: testing by laboratory

Data through Jan 12, 2021 verified as of Jan 13, 2021 at 09:25 AM

Data in this report are provisional and subject to change.

The numbers in the table below represent the number of Florida and non-Florida residents for whom test results were received by the Department of Health. A person can be tested by more than one laboratory and can have both positive and negative results. **Therefore, the sum of the numbers in each column will be larger than the total number of people tested.**

Reporting lab	Inconclusive	Negative	Positive	Percent positive	Total
BAPTIST HEALTH PRIMARY CARE	1	134	41	23%	176
ARBOR FACILITY INC		176			176
FAMILY CARE PARTNERS OF NE FLORIDA LLC		123	53	30%	176
Crossbreeze care center		174	1	1%	175
Heritage Park Rehabilitation & Healthcare		159	16	9%	175
FINLAY CLINICAL LABORATORY INC		36	138	79%	174
MEDICAL CONSULTANTS OF FLORIDA LLC	1	142	31	18%	174
PAVILION FOR HEALTHCARE, THE		173	1	1%	174
Consulate Health Care of St. Petersburg		174			174
CENTERSTONE OF FLORIDA		164	10	6%	174
AMERICAN HOUSE SENIOR LIVING		160	13	8%	173
ST LUCIE EMPLOYEE HEALTH & WELLNESS CENTER		172	1	1%	173
URGENT CARE EXPRESS LLC			173	100%	173
INN AT ASTON GARDENS, THE		169	4	2%	173
ESTERO ISLAND MEDICAL CENTER		142	30	17%	172
ADVENT HEALTH - ORLANDO		136	36	21%	172
PALM GARDEN OF WEST PALM BEACH	2	157	13	8%	172
HOLIDAY CVS LLC DBA CVS/PHARMACY #0440		168	3	2%	171
OAKBROOK HEALTH AND REHABILITATION CENTER	1	157	12	7%	170
ADDINGTON PLACE AT WELLINGTON GREEN		168	2	1%	170
ANCIENT CITY PEDIATRICS		159	10	6%	169
AZALEA TRACE		158	11	7%	169
FIRST CHOICE PEDIATRICS		115	54	32%	169
Consulate Healthcare of West Palm Beach		158	11	7%	169
SUNSHINE URGENT CARE LLC		114	54	32%	168
GOOD SAMARITAN SOCIETY OF DELAND		159	9	5%	168
The Inn at Sarasota Bay Club		166	2	1%	168
AMBULATORY SURGERY CENTER OF BOCA RATON LTD		167	1	1%	168
PANAMA CITY DEVELOPMENTAL CENTER		168			168
URGENT CARE OF THE PALM BEACHES, NORTH PALM BEACH			167	100%	167
NATIONS BEST FAMILY HEALTH CARE		70	97	58%	167
Emory L Bennett State Veterans Nursing Home		165	2	1%	167
LASER & SURGERY CENTER OF THE PALM BEACHES		166	1	1%	167
PEBBLEBROOK PHARMACY		117	50	30%	167
FLORIDA KEYS PEDIATRICS & ADOLESCENT CENTER		158	8	5%	166
CYPRESS POINT LIVING, LLC		157	9	5%	166
ATLANTIC URGENT CARE		111	55	33%	166
ASTON GARDENS AT PELICAN MARSH		163	3	2%	166
HOSPITAL FOR SPECIAL SURGERY		163	2	1%	165
ADVENT HEALTH CENTRA CARE - TEMPLE TERRACE	1	103	61	37%	165
SUNLAND MARIANNA COX MEDICAL CENTER		139	26	16%	165
COLONY CLUB ALF,THE		152	12	7%	164
AVON PARK PEDIATRICS INC	3	145	16	10%	164
ADVENT HEALTH CENTRA CARE - OVIEDO		63	101	62%	164
Life Care Center of Sarasota		153	11	7%	164
PADDOCK RIDGE		160	3	2%	163
BAPTIST PRIMARY CARE, INC		151	12	7%	163



# COVID-19: testing by laboratory

Data through Jan 12, 2021 verified as of Jan 13, 2021 at 09:25 AM

Data in this report are provisional and subject to change.

The numbers in the table below represent the number of Florida and non-Florida residents for whom test results were received by the Department of Health. A person can be tested by more than one laboratory and can have both positive and negative results. **Therefore, the sum of the numbers in each column will be larger than the total number of people tested.**

Reporting lab	Inconclusive	Negative	Positive	Percent positive	Total
TRI COUNTY NURSING HOME		162	1	1%	163
NAPLES CHILDREN'S URGENT CARE		127	36	22%	163
ASCENSION MEDICAL GROUP		2	161	99%	163
WATERMARK LAKE POINTE WOODS LLC		145	18	11%	163
CANTERFIELD OF CLAY COUNTY		131	32	20%	163
BRADENTON HEALTH CARE		163			163
HUNT CLUB PEDIATRIC ASSOCIATES, P.A.		138	24	15%	162
PEDIATRIC HEALTHCARE ALLIANCE		145	17	10%	162
NORTH FLORIDA PEDIATRICS - MARIANNA		125	36	22%	161
DOCTORS MEMORIAL HOSPITAL		44	117	73%	161
SARNO EXTENDED HOURS		104	57	35%	161
KEYSTONE REHAB		160			160
GREENBRIAR REHABILITATION AND NURSING CENTER	1	159			160
ALL SEASONS NAPLES LLC		157	2	1%	159
AMERICAN RESEARCH LABS		9	150	94%	159
AMERICAN MEDICAL RESPONSE		156	3	2%	159
WUESTHOFF REF LABORATORY			158	100%	158
UCC - WELLINGTON			158	100%	158
Whispering Oaks	8	138	12	8%	158
HEALTH PARK CARE CENTER		155	3	2%	158
TARPON POINT NURSING AND REHABILITATION CENTER		157	1	1%	158
ADVANCED AMBULATORY SURGERY CENTER		149	9	6%	158
BOND CLINIC PA PEDIATRICS DEPT		139	19	12%	158
FLORIDA HEALTH CARE PLAN INC		2	155	99%	157
ALLSOUTH URGENT CARE			157	100%	157
ORLANDO HEALTH EMERGENCY DEPARTMENT		146	11	7%	157
EVENT MED SERVICES LABORATORY		154	3	2%	157
ANTHEM LAKES LLC		150	6	4%	156
TIMBERRIDGE NURSING HOME & REHAB		123	33	21%	156
CONEY ISLAND HOSPITAL		151	5	3%	156
ST CATHERINE'S WEST REHABILITATION HOSPITAL		152	4	3%	156
Life Care Center at Inverrary		155	1	1%	156
Englewood Healthcare and Rehab		141	15	10%	156
PRUITT HEALTH		153	2	1%	155
FLOMEDILAB		19	136	88%	155
COCOA BEACH/ADVENT CENTRA		41	114	74%	155
ST PETERSBURG PEDIATRICS	1	124	29	19%	154
ARCADIA HEALTH AND REHABILITATION CENTER		100	54	35%	154
EDGEWOOD NURSING CENTER		149	5	3%	154
PALMETTO FACILITY INC	1	153			154
MINUTECLINIC LLC #6007		128	26	17%	154
OSPREY VILLAGE AT AMELIA ISLAND LTD		148	6	4%	154
CANTERFIELD OF OCALA, LLC		151	3	2%	154
LAB CORP	1	89	63	41%	153
KINDRED HOSPITAL	7	142	3	2%	152
FIRST CHOICE PRIMARY CARE		118	33	22%	151
ADVENTHEALTH MEDICAL GROUP PROMPT CAR	1	102	47	31%	150



# COVID-19: testing by laboratory

Data through Jan 12, 2021 verified as of Jan 13, 2021 at 09:25 AM

Data in this report are provisional and subject to change.

The numbers in the table below represent the number of Florida and non-Florida residents for whom test results were received by the Department of Health. A person can be tested by more than one laboratory and can have both positive and negative results. **Therefore, the sum of the numbers in each column will be larger than the total number of people tested.**

Reporting lab	Inconclusive	Negative	Positive	Percent positive	Total
CHIPOLA MEDICAL ASSOCIATES, LLC		97	53	35%	150
FAWCETT MEMORIAL HOSPITAL-LAB		39	111	74%	150
JAMES A HALEY VETERANS HOSPITAL			150	100%	150
JACKSONVILLE KIDS PEDIATRICS, PLLC		129	21	14%	150
DIAMOND RIDGE		147	3	2%	150
PALM HARBOR FAMILY PRACTICE & WALK-IN		108	42	28%	150
PRECISION HEALTH RESOURCES, LLC	1	133	15	10%	149
Avante at Orlando		147	2	1%	149
CSL PLASMA		28	121	81%	149
CITRUS HEALTH AND REHAB		128	20	14%	148
FORT MYERS REHABILITATION AND NURSING CENTER		131	17	11%	148
Heartland Healthcare of Ft. Myers	1	147			148
Chatham Glen Healthcare and Rehabilitation Center		143	5	3%	148
GENE BY GENE		61	87	59%	148
PEDIATRICS BY THE SEA		145	2	1%	147
Concordia Village of Tampa AL		145	2	1%	147
KR at Hillsborough Lakes/Lutz Healthcare		146	1	1%	147
BENDERSON FAMILY SKILLED NURSING AND □		131	15	10%	146
FG RAPID RESULTS	1	55	90	62%	146
ADVENT HEALTH CENTRA CARE - ST. CLOUD		131	15	10%	146
MINUTECLINIC, LLC # 4469		115	30	21%	145
Surrey Place Healthcare and Rehabilitation		144	1	1%	145
REGENCY CARE OF BLOUNTSTOWN LLC		135	10	7%	145
AMELIA MEDICAL CARE		14	131	90%	145
ARDEN COURTS OF LARGO FL, LLC		134	10	7%	144
CORAL GABLES NURSING & REHABILITATION CENTER		136	8	6%	144
PEDIATRIC ASSOCIATES OF OCALA PA		128	16	11%	144
GOLD CHOICE SENIOR COMMUNITIES		103	40	28%	143
Quail Run Health Care Center		143			143
ST MARK VILLAGE		139	4	3%	143
JEFFERY WEINZWEIG		2	141	99%	143
BAPTIST PRIMARY CARE INC		123	20	14%	143
BROWARD PARTNERSHIP	2	138	3	2%	143
MACTOWN, INC		142	1	1%	143
YOUR FAMILY WALK-IN CLINIC		4	138	97%	142
EDWARD J HEALEY REHAB & NURSING CENTER		142			142
DISCOVERY VILLAGE AT NAPLES		131	11	8%	142
FAMILY HEALTH CENTERS OF SOUTHWEST FLORIDA INC		105	37	26%	142
FRICKS PHARMACY		106	36	25%	142
PORT ST LUCIE REHABILITATION AND HEALTHCARE		98	43	30%	141
VIERA MANOR ASSISTED LIVING RESIDENCE		134	7	5%	141
ROSECASTLE OF ZEPHRHILLS		139	2	1%	141
BORLAND GROOVER CLINIC	1	119	21	15%	141
BEACON AT GULF BREEZE, THE		137	4	3%	141
HOLLEY NAVARRE MEDICAL CLINIC		95	45	32%	140
Cross Gardens Care Center		139	1	1%	140
MEADOWCREST FAMILY PHYSICIANS		92	48	34%	140

# COVID-19: testing by laboratory

Data through Jan 12, 2021 verified as of Jan 13, 2021 at 09:25 AM

Data in this report are provisional and subject to change.

The numbers in the table below represent the number of Florida and non-Florida residents for whom test results were received by the Department of Health. A person can be tested by more than one laboratory and can have both positive and negative results. **Therefore, the sum of the numbers in each column will be larger than the total number of people tested.**

Reporting lab	Inconclusive	Negative	Positive	Percent positive	Total
TRINITY REGIONAL REHAB CENTER		129	11	8%	140
GLADES HEALTH CARE CENTER		137	3	2%	140
PALM BEACH PEDIATRICS PA	2	125	13	9%	140
PALM BEACH COUNTY HEALTH DEPT LAB	3	131	6	4%	140
EXOSOME DIAGNOSTICS	1	124	15	11%	140
LAKESIDE NEUROLOGIC		135	4	3%	139
HOLISTIX TREATMENT CENTERS		133	6	4%	139
VETERANS AFFAIRS ORLANDO VA MEDICAL CENTER			139	100%	139
Rehabilitation Center for Park Place LLC		135	4	3%	139
Gulf Coast Healthcare (Longwood Health and Rehab		118	21	15%	139
CAYUGA MEDICAL CENTER AT ITHACA		136	3	2%	139
PATRIOT MEDICAL LABORATORIES		134	5	4%	139
WHITE WILSON MEDICAL IMMEDIATE CARE NICEVILLE		1	137	99%	138
REFUAH HEALTH CENTER LABORATORY		133	5	4%	138
WOODBIDGE FACILITY INC		136	2	1%	138
WRIGHTS HEALTH CARE AND REHABILITATION CENTER		108	30	22%	138
AMERICAN PATHOLOGY PARTNERS		136	2	1%	138
MATHISON RETIREMENT COMMUNITY, INC		135	3	2%	138
MANOR AT BLUEWATER BAY		131	6	4%	137
ADVENT HEALTH CENTRA CARE - CITRUS PARK		9	128	93%	137
ADVENT HEALTH CENTRA CARE - WINTER GARDEN		74	63	46%	137
BAY VUE NURSING AND REHABILITATION CENTER		127	10	7%	137
PPC-LAB EDI ORCHARD BI		129	8	6%	137
NCRNC INC		132	4	3%	136
GUEST HOUSE OCALA, THE		133	3	2%	136
NEW YORK CITY DEPARTMENT OF HEALTH & MENTAL		111	25	18%	136
STATMED QUICK QUALITY CLINIC AT NORTH PINELLAS		65	71	52%	136
VENICE REGIONAL BAYFRONT HEALTH (PULMONARY)		126	10	7%	136
ADVENT HEALTH CENTRA CARE - ORANGE CITY	1	53	82	60%	136
LABORATORY OF FLORIDA		83	52	39%	135
TUSCAN GARDENS OF PALM COAST		134	1	1%	135
ENCOMPASS HEALTH REHABILITATION HOSPITAL	5	127	3	2%	135
IRL MARKET LAB ALACHUA		104	31	23%	135
PRIMECARE OF DOTHAN		90	44	33%	134
ADVENT HEALTH CENTRA CARE - DELAND		28	106	79%	134
SUWANNEE VALLEY NURSING CENTER		126	8	6%	134
SOMERBY LAKE NONA		131	3	2%	134
ADVANCED MEDICAL CENTER		86	48	36%	134
UNITED CLINICAL LABORATORIES		124	9	7%	133
INTERNAL MEDICINE & PEDIATRICS OF TAMPA BAY PA		106	27	20%	133
FORT WALTON REHABILITATION CENTER		96	37	28%	133
PRECISION GENETICS, INC		131	2	2%	133
ONESTOP MEDICAL AND URGENT CARE LLC		103	29	22%	132
THE REHABILITATION CENTER OF LAKE CITY		127	5	4%	132
FHMG FLORIDA HOSPITAL MEDICAL GROUP		109	23	17%	132
MILLENNIUM LAB SERVICES			131	100%	131
LONGWOOD HEALTH AND REHABILITATION CENTER		125	6	5%	131

# COVID-19: testing by laboratory

Data through Jan 12, 2021 verified as of Jan 13, 2021 at 09:25 AM

Data in this report are provisional and subject to change.

The numbers in the table below represent the number of Florida and non-Florida residents for whom test results were received by the Department of Health. A person can be tested by more than one laboratory and can have both positive and negative results. **Therefore, the sum of the numbers in each column will be larger than the total number of people tested.**

Reporting lab	Inconclusive	Negative	Positive	Percent positive	Total
ADVENT HEALTH CENTRA CARE - LONGWOOD		26	105	80%	131
THE WELLNESS CENTER AT LAKEWOOD RANCH		43	88	67%	131
INTEGRATED REGIONAL LABORATORIES		119	12	9%	131
EXCEL PEDIATRICS		101	30	23%	131
ADVENT HEALTH CENTRA CARE - AZALEA PARK		112	18	14%	130
MIRACLE HILL NURSING & REHABILITATION CENTER INC		126	4	3%	130
BOND CLINIC, PA		95	35	27%	130
GENETWORKX		17	113	87%	130
WEDGEWOOD HEALTHCARE CENTER		90	40	31%	130
PORT SAINT LUCIE HOSPITAL		129	1	1%	130
TUSCAN GARDENS OF VENETIA MANAGEMENT COMPANY		124	5	4%	129
CENTRACARE		17	112	87%	129
BMHSI-AEL MICROBIOLOGY LABORATORY	2	102	25	19%	129
Sunnyside Nursing Home		125	3	2%	128
ELMCROFT PINECREST	1	126	1	1%	128
SANDY PINES	2	115	11	9%	128
FHMG-FLORIDA HOSPITAL MEDICAL GROUP		109	19	15%	128
ARTHREX MEDICAL CENTER		48	80	63%	128
TRI-COUNTY NURSING HOME		117	10	8%	127
MOBILE INFIRMARY MED CENTER PATH LAB		114	13	10%	127
GESSLER CLINIC PA		98	29	23%	127
GRAVITY DIAGNOSTICS, LLC		36	90	71%	126
BRIGHTON EGGERT PHARMACY INC		121	5	4%	126
MORSELIFE MEMORY CARE RESIDENCE		120	6	5%	126
ROSECASTLE OF CITRUS		124	2	2%	126
LabCorp L#09258090 M#09258105		73	53	42%	126
AMA MEDICAL GROUP LLC		101	25	20%	126
OKEECHOBEE COUNTY HEALTH DEPT	1	78	47	37%	126
DOCTOR'S IN HOUSE LABORATORY		18	107	86%	125
HILLSBOROUGH COUNTY DEVELOPMENTAL CTR	1	117	7	6%	125
LEESBURG PEDIATRICS		115	10	8%	125
LIFE CARE CENTER OF ALTAMONTE SPRINGS		102	22	18%	124
24/7 PEDIATRIC CARE CENTERS INC		114	10	8%	124
Cross Terrace REhabilitation		123	1	1%	124
THE CLUB AND REHABILITATION CENTER		123	1	1%	124
NORTH FLORIDA PEDIATRICS PA - DUVAL		107	17	14%	124
SUNNY HILLS ALF OF SEBRING INC		115	9	7%	124
SOUTH CAMPUS FACILITY INC		118	5	4%	123
UNIVERSITY OF MIAMI		5	118	96%	123
PALMS MEDICAL GROUP HIGH SPRINGS		103	20	16%	123
PROVIDENCE HOSPITAL LABORATORY		118	5	4%	123
PARKVIEW HEALTH		121			121
GRACE PEDIATRICS		97	24	20%	121
DE LUNA HEALTH AND REHABILITATION CENTER		118	3	2%	121
JACKSONVILLE NURSING AND REHAB CENTER		116	5	4%	121
DOCTORS MEMORIAL FAMILY PRACTICE	2	91	28	23%	121
SHOAL CREEK REHABILITATION CENTER		78	42	35%	120

# COVID-19: testing by laboratory

Data through Jan 12, 2021 verified as of Jan 13, 2021 at 09:25 AM

Data in this report are provisional and subject to change.

The numbers in the table below represent the number of Florida and non-Florida residents for whom test results were received by the Department of Health. A person can be tested by more than one laboratory and can have both positive and negative results. **Therefore, the sum of the numbers in each column will be larger than the total number of people tested.**

Reporting lab	Inconclusive	Negative	Positive	Percent positive	Total
US MEDICAL CARE, INC		106	14	12%	120
WESLEY HAVEN VILLA	1	111	8	7%	120
PEDIATRICS OF GREATER ORLANDO		105	15	13%	120
GRAVITY DIAGNOSTICS		42	78	65%	120
ADVENT HEALTH CENTRA CARE - BRANDON		30	90	75%	120
BOSTON RED SOX CLUB LP		117	2	2%	119
CHARTER SENIOR LIVING OF PANAMA CITY BEACH		101	18	15%	119
URGENT CARE TCMA			119	100%	119
WIMAUMA COMMUNITY HEALTH CENTER		92	27	23%	119
MATHISON RETIREMENT COMMUNITY		114	5	4%	119
PONTE VEDRA GARDENS		118	1	1%	119
TAVARES PEDIATRICS		99	20	17%	119
PALMS FACILITY INC		104	15	13%	119
MEYER PEDIATRICS		107	12	10%	119
SOUTH BALDWIN REGIONAL MEDICAL CENTER		110	8	7%	118
RDX BIOSCIENCE		60	58	49%	118
COASTAL HEALTH AND REHAB		110	8	7%	118
FIRST CHOICE PEDIATRICS SEMORAN		77	41	35%	118
FAMILY EXTENDED CARE OF CENTRAL TAMPA		108	10	8%	118
PROVISTA DIAGNOSTICS, INC		115	3	3%	118
CHILDRENS CLINIC WEST FLORIDA PEDIATRICS		100	18	15%	118
MV MEDICAL PRACTICE DBA PRIMARY URGENT CARE		113	5	4%	118
ORLANDO VA MEDICAL CENTER			117	100%	117
Lakeside Nursing and Rehabilitation Center	1	91	25	21%	117
NEIGHBORHOOD MEDICAL CENTER		112	5	4%	117
LAKEVIEW TERRACE RETIREMENT COMMUNITY		106	11	9%	117
COQUINA CENTER		115	2	2%	117
SPRINGS AT LAKE POINTE WOODS		114	2	2%	116
ST ANTHONYS REHABILITATION HOSPITAL	3	110	2	2%	115
BELVEDERE COMMONS OF FORT WALTON BEACH		106	9	8%	115
FOUNTAINS OF HOPE LLC, THE		113	1	1%	114
MINUTECLINIC DIAGNOSTIC OF RHODE ISLAND, LLC #729		110	4	4%	114
LUIS A GHIGLINO MD PA		111	3	3%	114
Nemours Children's Urgent Care		80	34	30%	114
ADVENT HEALTH - LAKE NONA		96	17	15%	113
CORE BIO LABS		74	39	35%	113
SONATA DELRAY BEACH		105	8	7%	113
STEWART MEDICAL GROUP		34	79	70%	113
MILLER BIOCONNECT		95	18	16%	113
WASHINGTON REHAB AND NURSING		104	8	7%	112
ALLIED HEALTH FORT PIERCE		112			112
TREASURE COAST MEDICAL ASSOCIATES		4	108	96%	112
HIALEAH SHORES NURSING AND REHAB CENTER		103	8	7%	111
NO FLORIDA PEDIATRICS, PA		98	13	12%	111
CENTRA CARE - HUNTER'S CREEK		52	59	53%	111
ADVANCED MEDICAL GROUP		1	110	99%	111
REGENCY PARK		93	18	16%	111

# COVID-19: testing by laboratory

Data through Jan 12, 2021 verified as of Jan 13, 2021 at 09:25 AM

Data in this report are provisional and subject to change.

The numbers in the table below represent the number of Florida and non-Florida residents for whom test results were received by the Department of Health. A person can be tested by more than one laboratory and can have both positive and negative results. **Therefore, the sum of the numbers in each column will be larger than the total number of people tested.**

Reporting lab	Inconclusive	Negative	Positive	Percent positive	Total
NORTH FLORIDA INTERNAL MEDICINE PA		89	22	20%	111
NORTH FL SOUTH GA HCS-MALCOM RANDALL VAMC			110	100%	110
RDV SPORTSPLEX PEDIATRICS		92	18	16%	110
FLORIDA HEALTH CARE PLANS			110	100%	110
ISLAND HEALTH AND REHABILITATION CENTER		109			109
FOUNTAIN INN NURSING & REHABILITATION CTR, INC		103	6	6%	109
Signature healthcare of Jacksonville		103	5	5%	108
EVANS HEALTH CARE		106	2	2%	108
PINNACLES PEDS CARE PA		107			107
LAKE HOUSE ASSISTED LIVING		90	17	16%	107
GRAND OAKS HEALTH & REHABILITATION		106	1	1%	107
HEART OF FLORIDA REGIONAL MED CTR		35	71	67%	106
SUNY UPSTATE MEDICAL UNIVERSITY		100	6	6%	106
COASTAL INTERNAL MEDICINE		81	25	24%	106
ADVENT HEALTH CENTRA CARE - SANFORD		28	78	74%	106
MINUTECLINIC LLC #4987		92	14	13%	106
BAY VIEW HEALTHCARE		85	20	19%	105
FLORIDA DEPARTMENT OF HEALTH IN LAKE COUNTY	1	68	36	34%	105
CHILDREN MED CARE INC		89	16	15%	105
BROOKDALE PADDOCK HILLS		105			105
MEDICAL CONSULTANTS OF FLORIDA DBA	1	90	14	13%	105
DAIRY ROAD URGENT CARE		60	45	43%	105
LAKEVIEW INTERNAL MEDICINE		62	42	40%	104
SURREY PLACE CARE CENTER		99	5	5%	104
GRANDE, THE	2	98	4	4%	104
DAYSRING VILLAGE		96	8	8%	104
BAY EDUCATORS WELLNESS CENTER		65	39	38%	104
The Waterford		104			104
SUNFLOWER SPRINGS ASSISTED LIVING		100	4	4%	104
PHYSICIANS REGIONAL CLINIC		82	21	20%	103
QUEENS HOSPITAL CENTER		98	5	5%	103
SMILEY MEDICAL GROUP		75	28	27%	103
FARAH MEDICAL		97	6	6%	103
BARKLEY PLACE	1	99	3	3%	103
MEDIPATH LLC		2	100	98%	102
UNIVERSITY MEDICAL CENTER SUITES		90	12	12%	102
MONTEFIORE MEDICAL CENTER LABORATORIES - MOSES		93	9	9%	102
HOBDAI FAMILY HEALTH LLC		70	31	31%	101
ARDEN COURTS OF TAMPA		101			101
DIAGNOSTIC LABORATORY OF OKLAHOMA		79	22	22%	101
Consulate Health Care of Port Charlotte		98	2	2%	100
VILLAGE PLACE NH LLC		78	22	22%	100
HEALTH CARE DISTRICT OF PALM BEACH COUNTY	1	10	89	89%	100
WILLOW BROOKE COURT AT AZALEA TRACE		100			100
RIVERWOOD HEALTH NH LLC		68	32	32%	100
EAST NEW YORK DIAGNOSTIC AND TREATMENT		94	5	5%	99
CENTRAL FLORIDA HEALTH CARE		47	52	53%	99



# COVID-19: testing by laboratory

Data through Jan 12, 2021 verified as of Jan 13, 2021 at 09:25 AM

Data in this report are provisional and subject to change.

The numbers in the table below represent the number of Florida and non-Florida residents for whom test results were received by the Department of Health. A person can be tested by more than one laboratory and can have both positive and negative results. **Therefore, the sum of the numbers in each column will be larger than the total number of people tested.**

Reporting lab	Inconclusive	Negative	Positive	Percent positive	Total
SONATA COCONUT CREEK	1	83	15	15%	99
WOOD LAKE HEALTH AND REHABILITATION CENTER		99			99
MD 365 MEDICAL CARE		98	1	1%	99
SEMINOLE COUNTY HEALTH DEPARTMENT		79	19	19%	98
MAGNOLIA FAMILY URGENT CARE		83	15	15%	98
FLORIDA COMMUNITY HEALTH CENTERS INC			98	100%	98
MG PORT CHARLOTTE II SUBTENANT LLC		87	11	11%	98
TRADITION MEDICAL CENTER LABORATORY		48	50	51%	98
PLAZA OF HALLANDALE BEACH		98			98
ALL FLORIDA FAMILY AND SPORTS MEDICINE		88	10	10%	98
URINEGOODHANDS LLC		96	2	2%	98
HEALTH CENTERS AT BRENTWOOD		96	1	1%	97
CHERRY OAK PALM BEACH COUNTY		93	4	4%	97
PIONEER CLINICAL LAB LLC		58	39	40%	97
PHYSICIANS REGIONAL MEDICAL CENTER - PINE RIDGE		18	79	81%	97
ADVENTHEALTH CENTRA CARE WINTER HAVEN		3	93	97%	96
NAVY HOSPITAL			96	100%	96
ISLAND URGENT CARE PLLC DBA AFC URGENT CARE		95	1	1%	96
PEDIATRIC ASSOCIATES ORLANDO		82	14	15%	96
GLOBAL CENTRAL LABS AT PPD	2	87	7	7%	96
BAYSHORE MEMORY CARE		96			96
PROMPT CARE OF CENTRAL FLORIDA			96	100%	96
Courtyards of Orlando Care Center		89	6	6%	95
WESTCHESTER MEDICAL CENTER		93	2	2%	95
SEASIDE HEALTH AND REHABILITATION CENTER		38	57	60%	95
VISTA MANOR		92	3	3%	95
HUNT CLUB PEDIATRIC ASSOCIATES PA		51	44	46%	95
ARBOR TRAIL		77	18	19%	95
NATURE COAST MEDICAL GROUP		50	45	47%	95
THE COURTYARD ASSISTED LIVING		91	4	4%	95
DEVANSH LAB WERKS INC		79	16	17%	95
PINELLAS CARE CENTER		68	27	28%	95
THE TERRACE OF KISSIMMEE		80	15	16%	95
CROSS CITY REHABILITATION AND HEALTH CARE CENTER		72	23	24%	95
BROWARD HEALTH CORAL SPRINGS EPIDEMIOLOGY DEPT		1	94	99%	95
ADVENT HEALTH CENTRA CARE - KISSIMMEE		61	34	36%	95
DIAGNOSTIC SOLUTIONS		3	91	97%	94
ARDEN COURTS OF FORT MYERS		92	2	2%	94
PICH KTM CORP DBA MEDTOWN PHARMACY		79	15	16%	94
UNIVERSITY HEALTH SYSTEM INC		84	10	11%	94
TGH URGENT CARE - SEMINOLE			94	100%	94
OAKS OF KISSIMMEE HEALTH AND REHABILITATION CENTER		94			94
ADVENT HEALTH CARE CENTER		88	6	6%	94
PEDIATRIC SPECIALISTS MEDICAL GROUP	1	84	9	10%	94
WHITE PLAINS HOSPITAL CENTER LAB		92	2	2%	94
NO FLORIDA PEDIATRICS, PA - BRADFORD		79	14	15%	93
SIGNATURE HEALTHCARE OF PORT CHARLOTTE		86	7	8%	93

# COVID-19: testing by laboratory

Data through Jan 12, 2021 verified as of Jan 13, 2021 at 09:25 AM

Data in this report are provisional and subject to change.

The numbers in the table below represent the number of Florida and non-Florida residents for whom test results were received by the Department of Health. A person can be tested by more than one laboratory and can have both positive and negative results. **Therefore, the sum of the numbers in each column will be larger than the total number of people tested.**

Reporting lab	Inconclusive	Negative	Positive	Percent positive	Total
Hampton Court Nursing and Rehabilitation Center		92	1	1%	93
ADVENT HEALTH CENTRA CARE - HUNTERS CREEK	3	49	41	44%	93
AYERS HEALTH & REHABILITATION CENTER		90	3	3%	93
DISCOVERY VILLAGE AT MELBOURNE		91	2	2%	93
NADAL PEDIATRICS		82	11	12%	93
WORKPLACE SCREENING INTELLIGENCE			93	100%	93
CABANA AT JENSEN DUNES, THE		93			93
North Lake Care Center		91	1	1%	92
PREDICTIVE LABORATORIES, INC	1	80	11	12%	92
AMERICAN HOUSE-BONITA SPRINGS		91	1	1%	92
WELLOW URGENT CARE PC		92			92
GEORGIA DEPARTMENT OF PUBLIC HEALTH		1	91	99%	92
TIFFANY HALL NURSING AND REHAB CENTER		91	1	1%	92
HERON CLUB AT PRESTANCIA		89	2	2%	91
WALGREENS 10670		82	9	10%	91
ARDEN COURTS OF DELRAY BEACH FL LLC	1	89	1	1%	91
DOLPHIN POINTE HEALTH CARE LLC		77	14	15%	91
IQBAL A FARUQUI MD		72	19	21%	91
RESEARCH CENTERS OF AMERICA, LLC		74	17	19%	91
SOUTH BALDWIN MEDICAL CENTER GULF SHORES		71	19	21%	90
ARCPOINT LABS OF SARASOTA MANATEE		29	61	68%	90
CLEVELAND CLINIC FOUNDATION		12	78	87%	90
KEYS MEDICAL GROUP			90	100%	90
ADVENT HEALTH CENTRA CARE - WATERMAN		78	12	13%	90
HURLBURT FIELD CLINIC		39	51	57%	90
KALEIDA HEALTH CENTER FOR LABORATORY		83	6	7%	89
AVANTE AT LEESBURG INC		89			89
ST MARK ASSISTED LIVING CENTER	1	77	11	12%	89
LEE COUNTY SCHOOL DISTRICT	1	82	6	7%	89
AVERO DIAGNOSTICS		64	24	27%	88
AFTER HOURS PEDIATRICS INC	1	1	86	98%	88
Avante at Melbourne		88			88
GOVERNOR'S CREEK HEALTH & REHABILITATION		87	1	1%	88
PHYSICIAN PARTNERS PERRY		45	43	49%	88
CITRUS MEMORIAL HEALTH SYSTEM LAB		2	85	98%	87
PACIFIC ANALYTICS			87	100%	87
WELL HEALTH WORKS	1	84	2	2%	87
BRANDON HEALTH AND REHABILITATION CENTER	1	85	1	1%	87
VILLAGE PEDIATRICS LLC		68	19	22%	87
LATE HOURS URGENT CARE		50	37	43%	87
WHITE-WILSON MEDICAL CENTER - FORT WALTON BEACH		83	4	5%	87
ADVENT HEALTH - PALM HARBOR ER		64	23	26%	87
CHARLES CROFT MD	1	85	1	1%	87
SARAPATH DIAGNOSTICS		6	81	93%	87
CITRUS MEMORIAL HOSPITAL			86	100%	86
VILLAS OF HOLLY BROOK - BRADENTON 14TH		86			86
NOVARI CARE LLC		65	20	24%	85

# COVID-19: testing by laboratory

Data through Jan 12, 2021 verified as of Jan 13, 2021 at 09:25 AM

Data in this report are provisional and subject to change.

The numbers in the table below represent the number of Florida and non-Florida residents for whom test results were received by the Department of Health. A person can be tested by more than one laboratory and can have both positive and negative results. **Therefore, the sum of the numbers in each column will be larger than the total number of people tested.**

Reporting lab	Inconclusive	Negative	Positive	Percent positive	Total
CROSSWINDS HEALTH AND REHABILITATION CENTER		85			85
FAMILY MEDICAL CARE OF PALM BEACH		41	44	52%	85
MIAMI SHORES NURSING & REHAB		85			85
ADVENT HEALTH CENTRA CARE - SOUTH ORANGE		69	16	19%	85
JPR URGENT MEDICAL CARE		85			85
W. FRANK WELLS NURSING HOME		84	1	1%	85
FREEDOM INN AT TARPON SPRINGS		81	4	5%	85
VIERA HOSPITAL			85	100%	85
SUMMIT MEDICAL GROUP		75	9	11%	84
VIPEDIATRICS PLLC		79	5	6%	84
CARENOW LAKE MARY			84	100%	84
JOHN KNOX VILLAGE OF FLORIDA ALF	1	81	2	2%	84
NSPIRE HEALTHCARE TAMARAC		80	4	5%	84
BIODESIX, INC.		65	19	23%	84
PINES OF SARASOTA GARDEN		84			84
NITE LITE PEDIATRICS - JACKSONVILLE		76	8	10%	84
CRANE CENTER		61	22	27%	83
CAREMOUNT MEDICAL - PATHOLOGY		80	3	4%	83
QUICK CARE MED PL CR		80	3	4%	83
LABCORP EMPLOYER SERVICES		82	1	1%	83
GULF COAST MEDICAL CENTER		81	2	2%	83
CLYDE E LASSEN STATE VETERANS NURSING HOME		59	24	29%	83
FAWCETT MEMORIAL HOSPITAL LABORATORY			83	100%	83
DB MD		76	7	8%	83
FINNISH AMERICAN REST HOME-ALF		80	2	2%	82
LAB		29	53	65%	82
KINDRED HOSPITAL THE PALM BEACHES		79	3	4%	82
MACADAMS HOME HEALTH AGENCY		81	1	1%	82
LIFE BRITE		71	11	13%	82
THE PAVILION FOR HEALTH CARE		72	10	12%	82
DOS OF NORTH SHORES NURSING & REHAB CENTER		82			82
NAVARRE GARDENS LLC		60	22	27%	82
KORGENE LAB	1	23	57	70%	81
BIO-TECH CLINICAL LABORATORIES		41	40	49%	81
MAGNOLIA DIAGNOSTIC		1	80	99%	81
MIDWAY PRIMARY CARE, LLC		79	2	2%	81
LIFE CARE CENTER OF PORT ST. LUCIE		77	4	5%	81
RIDGEWOOD DIAGNOSTIC LABORATORY		77	4	5%	81
MY CLINICAL LAB INC		17	63	79%	80
HEARTLAND PEDIATRICS OF LAKE PLACID PA		67	13	16%	80
NORTH FLORIDA SPINE AND WELLNESS		62	18	23%	80
CLEARWATER STATMED QUICK QUALITY CLINICS		36	44	55%	80
PANAMA PHARMACY	2	67	11	14%	80
CARENOW URGENT CARE - LAKE MARY			80	100%	80
CATHOLIC HEALTH SYSTEM DEPT LABORATORY		77	2	3%	79
ARBOR GLEN AT ARBOR TRACE	2	69	8	10%	79
LAKE VIEW CARE CENTER AT DELRAY		78	1	1%	79

# COVID-19: testing by laboratory

Data through Jan 12, 2021 verified as of Jan 13, 2021 at 09:25 AM

Data in this report are provisional and subject to change.

The numbers in the table below represent the number of Florida and non-Florida residents for whom test results were received by the Department of Health. A person can be tested by more than one laboratory and can have both positive and negative results. **Therefore, the sum of the numbers in each column will be larger than the total number of people tested.**

Reporting lab	Inconclusive	Negative	Positive	Percent positive	Total
ADVENT HEALTH CENTRA CARE - POINCIANA		35	44	56%	79
VETERANS AFFAIRS MEDICAL CENTER - PALO ALTO		28	51	65%	79
VILLA MARIA WEST SKILLED NURSING FACILITY		73	6	8%	79
EDGEWATER AT WATERMAN VILLAGE		78	1	1%	79
The Crossroads		78	1	1%	79
SONATA WEST		77	2	3%	79
CBS LABS OF TAMPA LLC		3	76	96%	79
HARBORCHASE OF NAPLES		66	12	15%	78
LAFAYETTE NURSING AND REHABILITATION CENTER		77	1	1%	78
TGH URGENT CARE - TYRONE		2	76	97%	78
LA MER NH LLC		74	4	5%	78
HOSPICE OF ST FRANCIS INC		75	3	4%	78
MEMORY CARE OF NAPLES		78			78
LCS SANDHILL COVE LLC DBA	3	71	3	4%	77
FLORIDA HEALTH CARE PLANS INC		1	76	99%	77
CONSULATE HEALTH CARE OF SARASOTA		77			77
BENTON HOUSE AT OAKLEAF		51	26	34%	77
SUSANNA WESLEY HEALTH CENTER		67	10	13%	77
ORANGE CITY NURSING AND REHAB		75	2	3%	77
TRUE NORTH HEALTH NAVIGATION LLC DBA DISPATCHHEALTH	1	60	16	21%	77
PLYMOUTH HOME FOR ADULTS, INC.	8	68	1	1%	77
CLINICAL PATHOLOGY ASSOCIATES-SONIC REFERENCE LAB		76			76
ISLAND DOCTORS		6	70	92%	76
J FRANK AVEY MD		59	17	22%	76
WINDSOR REFLECTIONS		75	1	1%	76
DYNAMIC MEDICAL USA			76	100%	76
ASAP LABS LLC		71	5	7%	76
NORTH PORT REHABILITATION AND NURSING CENTER		75	1	1%	76
ERIE COUNTY MEDICAL CTR CLINICAL LABS		71	4	5%	75
ADVENTHEALTH EXPRESSCARE		45	30	40%	75
BOND CLINIC PA		43	32	43%	75
CLINICA HISPANA			75	100%	75
LAKE MORTON PLAZA		72	3	4%	75
LABCORP RTP		31	44	59%	75
Madison Health and Rehabilitation Center		42	33	44%	75
S-H THIRTY-FIVE OPCO- PORT ST LUCIE, LLC	1	74			75
BRISTOL AT TAMPA, THE	3	64	7	9%	74
LECONTE MEDICAL CENTER LAB		56	18	24%	74
ATRIUM AT LIBERTY PARK		70	4	5%	74
SOUTH GEORGIA MEDICAL CENTER		48	26	35%	74
QPS, LLC		73	1	1%	74
NOAH CLINICAL LABORATORY		63	11	15%	74
PINELLAS COUNTY JAIL			74	100%	74
PARK OF THE PALMS INC		74			74
Sandy Ridge Center for Rehabilitation and Healing		71	3	4%	74
SCOTT LAKE HEALTH AND REHABILITATION CENTER		71	2	3%	73
STONY BROOK UNIVERSITY MEDICAL CENTER		63	10	14%	73

# COVID-19: testing by laboratory

Data through Jan 12, 2021 verified as of Jan 13, 2021 at 09:25 AM

Data in this report are provisional and subject to change.

The numbers in the table below represent the number of Florida and non-Florida residents for whom test results were received by the Department of Health. A person can be tested by more than one laboratory and can have both positive and negative results. **Therefore, the sum of the numbers in each column will be larger than the total number of people tested.**

Reporting lab	Inconclusive	Negative	Positive	Percent positive	Total
East Bay Rehabilitation Center		41	32	44%	73
LABFIRST - DEPARTMENT OF PATHOLOGY		71	2	3%	73
CONSULATE HEALTH CARE - LAKE MARY		72	1	1%	73
DEPARTMENT OF HEALTH BUREAU OF FAMILY		72	1	1%	73
HAVEN OF OUR LADY OF PEACE		72			72
Cross Landings Health and Rehabilitation		72			72
BROWARD HEALTH MEDICAL CENTER		3	69	96%	72
BALMORAL TENANT SERVICES INC	1	43	28	39%	72
MAINSTREAM DIAGNOSTIC LABORATORY LLC		61	11	15%	72
PRIME HEALTH OF NORTH PORT LLC		67	5	7%	72
BROOKDALE OVIEDO		70	2	3%	72
The Crossings		72			72
HIGHLANDS MEDICAL CENTER		69	2	3%	71
HOLISTIC PEDIATRICS GROUP LLC		59	12	17%	71
Coastal Health and Rehabilitation Center		69	2	3%	71
GRAND OAKS OF JENSEN BEACH LLC		71			71
AMMON LABS		61	10	14%	71
RIVERSIDE RECOVERY OF TAMPA		70	1	1%	71
The Grove Health and Rehabilitation		52	19	27%	71
MIAMI BEACH COMMUNITY HEALTH CENTER			71	100%	71
DOUGLAS T JACOBSON STATE VETERANS HOME		71			71
MOBILE PHYSICIAN SERVICES INC		64	7	10%	71
ADVANCED LAB		67	4	6%	71
PROMEDICA LABORATORIES		21	49	70%	70
MEMORIAL MANOR		70			70
HUNTSVILLE HOSPITAL LABORATORY		49	21	30%	70
WINDSOR OAKS		69	1	1%	70
MICRO PATH LABORATORIES INC		68	2	3%	70
SEVEN HILLS HEALTH AND REHABILITATION CENTER		55	15	21%	70
SUNCOAST COMMUNITY HEALTH CENTERS PEDIATRICS		21	49	70%	70
STERLING HOUSE OF TALLAHASSEE	3	61	6	9%	70
Highlands Regional Hospital		63	7	10%	70
HEALTH FIRST - PALM BAY HOSPITAL		2	67	97%	69
TUSCAN ISLE CHAMPIONSGATE OP CO LLC		68	1	1%	69
WALGREENS 3173		62	7	10%	69
NEW SMYRNA BEACH URGENT CARE			69	100%	69
SIMED LABORATORY		57	12	17%	69
HERITAGE HEALTHCARE AND REHABILITATION CENTER		69			69
USF HEALTH MORSANI CENTER		5	64	93%	69
MD 365 MEDICAL CARE PLLC		69			69
220 GOLDEN, LLC		57	11	16%	68
MINUTECLINIC DIAGNOSTIC OF SOUTH CAROLINA, LLC		62	6	9%	68
WALGREENS 6221		61	7	10%	68
SUNCOAST OPTIMAL WELLNESS		23	45	66%	68
PLANT CITY PEDIATRICS		59	9	13%	68
CANOPY ON BERRYHILL, THE		48	20	29%	68
Centre Pointe Health and Rehabilitation Center		63	5	7%	68



# COVID-19: testing by laboratory

Data through Jan 12, 2021 verified as of Jan 13, 2021 at 09:25 AM

Data in this report are provisional and subject to change.

The numbers in the table below represent the number of Florida and non-Florida residents for whom test results were received by the Department of Health. A person can be tested by more than one laboratory and can have both positive and negative results. **Therefore, the sum of the numbers in each column will be larger than the total number of people tested.**

Reporting lab	Inconclusive	Negative	Positive	Percent positive	Total
OAKHURST CENTER		65	3	4%	68
SUMMIT AT VENICE	2	62	4	6%	68
AEL- MEMPHIS		17	51	75%	68
WINDSOR OF LAKEWOOD RANCH,THE		68			68
RESTORE HEALTH URGENT CARE		22	46	68%	68
FLORIDA ATLANTIC UNIVERSITY STUDENT HEALTH		53	14	21%	67
SENIOR LIVING VII TAMPA LLC	1	57	9	13%	67
WATERCREST ST LUCIE WEST	1	63	3	4%	67
HARBORCHASE OF VERO BEACH		61	6	9%	67
KINDRED HOSPITAL-BAY AREA-ST PETERSBURG LAB		65	2	3%	67
LAB PLUS, LLC AT SAINT THOMAS WEST HOSPITAL		53	14	21%	67
PLANTATION GENERAL HOSPITAL CLINICAL LAB		26	41	61%	67
HAWKINS FAMILY MEDICINE LLC		36	31	46%	67
MD LABS		40	27	40%	67
CENTRAL BALDWIN IMMEDIATE CARE & FAMILY PRACTICE		51	16	24%	67
SEMINOLE SPORTS AND FAMILY MEDICINE		61	5	8%	66
ADVENTHEALTH MEDICAL GROUP FAMILY MEDICINE AT		48	18	27%	66
PALMS REHABILITATION AND HEALTHCARE CENTER		63	3	5%	66
MEDEX MEDICAL EXPRESS OF PALATKA			66	100%	66
BROOKDALE FORT MYERS THE COLONY		63	3	5%	66
ASSOCIATED CLINICAL LABORATORIES		59	7	11%	66
ELLENTON PEDIATRICS PA		57	8	12%	65
ST VINCENT'S BIRMINGHAM		61	4	6%	65
VIERA DEL MAR HEALTH AND REHABILITATION CENTER		63	2	3%	65
WHITE WILSON MEDICAL CENTER PA - NAVARRE		1	64	98%	65
ALTERNATIVE LIVING, INC DBA TWIN CITIES PAVILION		65			65
CL BRUMBACK PRIMARY CARE CLINICS		16	49	75%	65
OUT OF STATE		40	24	38%	64
ALTAMONTE MD			64	100%	64
JOSEPH L MORSE GERIATRIC CENTER	2	59	3	5%	64
MED EXPRESS		6	58	91%	64
HUNTINGTON HOSPITAL LABORATORY		62	2	3%	64
ELMCROFT OF BELLA VITA		56	8	13%	64
NEMOURS CHILDRENS PRIMARY CARE OVIEDO		51	13	20%	64
STONY BROOK SOUTHAMPTON		63	1	2%	64
EISENHOWER ARMY MEDICAL CENTER		60	4	6%	64
SUMMER VISTA ASSISTED LIVING		38	25	40%	63
APC PEDIATRICS AT RYE ROAD MEDICAL PARK		63			63
AMERICAN FAMILY MEDICAL LLC		37	26	41%	63
F&T MEDICAL RESEARCH, INC		63			63
POINTE, THE		61	2	3%	63
FLORIDA PEDIATRIC GROUP		27	36	57%	63
VIERA HEALTH AND REHABILITATION CENTER		62	1	2%	63
DAYSRING SENIOR LIVING LLC		62	1	2%	63
WADSWORTH HEALTH CENTER		60	3	5%	63
MEDI CLINIC SARASOTA INC		62	1	2%	63
CLINICAL ENTERPRISE, INC		61	2	3%	63

# COVID-19: testing by laboratory

Data through Jan 12, 2021 verified as of Jan 13, 2021 at 09:25 AM

Data in this report are provisional and subject to change.

The numbers in the table below represent the number of Florida and non-Florida residents for whom test results were received by the Department of Health. A person can be tested by more than one laboratory and can have both positive and negative results. **Therefore, the sum of the numbers in each column will be larger than the total number of people tested.**

Reporting lab	Inconclusive	Negative	Positive	Percent positive	Total
EXACT SCIENCES LABORATORIES, LLC		15	47	76%	62
OVERLOOK HOSPITAL LABORATORY		57	5	8%	62
The Care Center at Pinellas Park	1	53	8	13%	62
STUART LODGE LIVING LLC		42	20	32%	62
SUMMERFIELD EMERGENCY ROOM		43	19	31%	62
MARKET STREET VIERA		62			62
CRAIG BERGER MD PL D/B/A BAY AREA EYE INSTITUTE		62			62
MANOR CARE OF PALM HARBOR		61			61
ISLAND COAST PEDIATRICS		56	5	8%	61
NXGEN MDX		20	41	67%	61
AMERICAN FAMILY MEDICAL		48	13	21%	61
KINDRED HOSPITAL NORTH FLORIDA	2	54	5	8%	61
WASHINGTON REHABILITATION AND NURSING CENTER		51	10	16%	61
BOND CLINIC DR ELDEEB		35	26	43%	61
SUMMIT MEDICAL GROUP PA		56	5	8%	61
EMERALD COAST HOSPICE		60	1	2%	61
LAKE GIBSON VILLAGE, LLC		59	2	3%	61
OPPENHEIMER PLASTIC SURGERY LLC		56	4	7%	60
PALMS EDGE	1	55	4	7%	60
ADVENTHEALTH EXPRESS CARE AT WALGREENS 49TH STREET		46	14	23%	60
MED COMP SCIENCES		1	59	98%	60
TWIN CREEKS ASSISTED LIVING & MEMORY CARE		57	3	5%	60
EMBRY RIDDLE AERONAUTICAL UNIVERSITY HEALTH SERVICES			60	100%	60
RITECARE MEDICAL CENTER		28	32	53%	60
MIAMI VA HEALTHCARE SYSTEM			60	100%	60
KINDRED HOSPITAL MELBOURNE		59	1	2%	60
MARTIN ACQUISITION 1 LLC DBA		51	9	15%	60
EAST ALABAMA MEDICAL CENTER LABORATORY		51	9	15%	60
BIG BOCA SMILES LLC		57	2	3%	59
MINNESOTA TWINS		56	3	5%	59
MEDICATION ROOMS-CSU/CI NURSE STATION	1	52	6	10%	59
OAK MANOR NURSING HOME		57	2	3%	59
HOSPICE OF THE TREASURE COAST		56	3	5%	59
INTERNAL LAB		50	9	15%	59
SAN JOSE SENIOR CARE LLC	1	41	17	29%	59
AVANTE AT OCALA INC		55	4	7%	59
BIOTECH		52	7	12%	59
A COUNTRY PLACE ASSISTED LIVING FACILITY		59			59
CENTRA CARE POINCIANA	1	45	13	22%	59
ZON BEACHSIDE LLC		47	12	20%	59
EXPERTUS LABORATORIES INC		24	34	59%	58
Crystal Health & Rehab Center		58			58
KINDRED HOSPITAL - SOUTH FLORIDA		58			58
SONNIS PEDIATRICS PA		53	5	9%	58
FAMILY EXPRESS URGENT CARE			58	100%	58
GV NAPLES OPCO, LLC		58			58
FIRSTCARE CLINIC		27	31	53%	58

# COVID-19: testing by laboratory

Data through Jan 12, 2021 verified as of Jan 13, 2021 at 09:25 AM

Data in this report are provisional and subject to change.

The numbers in the table below represent the number of Florida and non-Florida residents for whom test results were received by the Department of Health. A person can be tested by more than one laboratory and can have both positive and negative results. **Therefore, the sum of the numbers in each column will be larger than the total number of people tested.**

Reporting lab	Inconclusive	Negative	Positive	Percent positive	Total
FLAGLER COLLEGE HEALTH SERVICES		41	17	29%	58
CATHOLIC HEALTH SERVICES REGIONAL LAB		52	6	10%	58
Margate Health and Rehabilitation Center		56	2	3%	58
THE CANOPY AT BERRYHILL		58			58
PEDIATRICS IN BREVARD PA- ROCKLEDGE		39	19	33%	58
MILLENIUM PHYSICIANS GROUP		1	56	98%	57
GENPATH			57	100%	57
ALZHEIMERS CARE CENTER OF VIERA LTD		37	20	35%	57
KAPG FLEMING ISLAND SENIOR HOUSING OPCO LLC	1	56			57
Mt Sinai Aventura			57	100%	57
BEACHES PEDIATRICS PA		54	3	5%	57
SUNSHINE GARDENS		57			57
MALCOM RANDALL DEPT OF VAMC			57	100%	57
CENTRAL FLORIDA HEALTHCARE GROUP LLC		48	9	16%	57
ADVENT HEALTH CENTRA CARE - APOPKA NORTH		31	26	46%	57
ASCENSION SACRED HEART BAY LABORATORY		54	3	5%	57
LENOX HILL HOSPITAL		51	6	11%	57
MINUTECLINIC LLC #5157		46	10	18%	56
ALTAMONTE PEDIATRIC ASSOCIATES		31	25	45%	56
FHMG LAKE MARY PEDS		45	11	20%	56
RARITAN BAY PERTH AMBOY		51	5	9%	56
SEA PINES REHABILITATION HOSPITAL		56			56
VITAS HEALTHCARE CORPORATION OF FLORIDA		54	2	4%	56
EC OPCO CARROLLWOOD LLC		50	6	11%	56
WEST COAST FAMILY MEDICAL CARE		42	14	25%	56
MAGNOLIA MEDICAL CLINIC		9	47	84%	56
PALM BAY URGENT CARE		28	28	50%	56
LAKELAND REGIONAL HEALTH LAKE MIRIAM		24	32	57%	56
EAGLES WATCH CLUSTER		47	9	16%	56
BAPTIST HEALTH SOUTH FLORIDA - WEST BOCA URGENT CARE		34	22	39%	56
TIFFANY HALL NURSING AND REHAB		44	12	21%	56
RITECARE MED CTR H			55	100%	55
SONATA HUNTERS CREEK		47	8	15%	55
HAWTHORN HOUSE		45	10	18%	55
BROWARD HEALTH MEDICAL CENTER CLINICAL LAB			55	100%	55
JERICHO URGENT CARE		52	3	5%	55
CLERMONT URGENT CARE			55	100%	55
PUBLIC SQUARE PHARMACY LLC		41	14	25%	55
REGENTS PARK OF BOCA RATON		53	2	4%	55
PREMIER MEDICAL ASSOCIATES ALL FLORIDA LLC		54	1	2%	55
CENTURY CENTER FOR REHABILITATION & HEALING		39	16	29%	55
CENTRA CARE - CONWAY		21	34	62%	55
ST. CLOUD MEDICAL GROUP		54			54
ADVENT HEALTH - PALM COAST		1	53	98%	54
NORTH SHORE UNIVERSITY HOSPITAL LABORATORY		49	5	9%	54
A2Z DIAGNOSTICS		53	1	2%	54
WILSON MEMORIAL REGIONAL MEDICAL CENTER		51	3	6%	54

# COVID-19: testing by laboratory

Data through Jan 12, 2021 verified as of Jan 13, 2021 at 09:25 AM

Data in this report are provisional and subject to change.

The numbers in the table below represent the number of Florida and non-Florida residents for whom test results were received by the Department of Health. A person can be tested by more than one laboratory and can have both positive and negative results. **Therefore, the sum of the numbers in each column will be larger than the total number of people tested.**

Reporting lab	Inconclusive	Negative	Positive	Percent positive	Total
CLERMONT HEALTH AND REHAB		40	14	26%	54
CERTUS MTD OPCP LLC		52	2	4%	54
VETERANS AFFAIRS MEDICAL CENTER - GULF COAST		27	27	50%	54
UNITED LABORATORY SERVICES CORPORATION		38	16	30%	54
STEWARD SEBASTIAN RIVER MEDICAL CENTER		27	27	50%	54
INDIGO MANOR		22	32	59%	54
JUNIPER VILLAGE AT NAPLES		53	1	2%	54
WHITE WILSON MEDICAL CENTER IMMEDIATE CARE		2	52	96%	54
ROSECASTLE AT DELANEY CREEK		53	1	2%	54
SARASOTA CO. HEALTH DEPT # 58		40	14	26%	54
RIVER TOWN DIAGNOSTIC LLC		17	37	69%	54
AFC PHYSICIANS OF FLORIDA		37	16	30%	53
Osprey Point Nursing Center		51	2	4%	53
JACOBI MEDICAL CENTER		50	3	6%	53
MINUTECLINIC LLC #214		38	15	28%	53
ARBOR TERRACE SAN JOSE LLC	2	50	1	2%	53
LAUREL POINT CARE ACQUISITION LLC DBA SANDGATE GARDENS REHAB AND NURSI		48	5	9%	53
FLORIDA MEDICAL CLINIC LLC		34	18	35%	52
MCW MENTAL HEALTH LLC		50	2	4%	52
INTERNAL MEDICINE SPECIALIST		46	6	12%	52
PARKSIDE INN		52			52
MENTAL HEALTH CARE INC		44	8	15%	52
PANCARE HEALTH GULF COUNTY		38	14	27%	52
STEINHATCHEE FAMILY MEDICAL CENTER	1	46	5	10%	52
SNH BRFL TENANT LLC	2	50			52
ARBOR OAKS AT TYRONE	5	47			52
TUKA PEDIATRICS		7	45	87%	52
JUPITER MEDICAL CENTER URGENT CENTER		35	17	33%	52
KENDALL REGIONAL MEDICAL CENTER LAB	3		49	94%	52
ADVENT HEALTH		49	3	6%	52
HEALTHPOINT MED GRP OF THE EMERALD COAST LLC		38	14	27%	52
ATMORE COMMUNITY HOSPITAL LABORATORY		33	18	35%	51
APOLLOMDX LABS		29	22	43%	51
GULFVIEW MEDICAL INSTITUTE		51			51
NITE LITE PEDIATRICS - PORT ST. LUCIE		42	9	18%	51
WALTON PLACE		51			51
PHYSICIANS PRIMARY CARE OF SOUTHWEST FLORIDA		39	12	24%	51
MID FLORIDA PATHOLOGY LLC MOBILE UNIT #4		28	23	45%	51
ST FRANCIS HOSPITAL		45	6	12%	51
CLARE BRIDGE OF SARASOTA		50	1	2%	51
Peninsula Care and Rehab		49	2	4%	51
PANCARE HEALTH - MALONE CLINIC		47	4	8%	51
MINUTECLINIC DIAGNOSTIC OF TEXAS, LLC		44	7	14%	51
CORAL GABLES HOSPITAL			50	100%	50
ASHRAF MEDICAL GROUP PLLC DBA PULSE MD		49	1	2%	50
BAPTIST MEDICAL CENTER SOUTH		37	13	26%	50
PALM RIVER COMMUNITY HEALTH CENTER		45	5	10%	50

# COVID-19: testing by laboratory

Data through Jan 12, 2021 verified as of Jan 13, 2021 at 09:25 AM

Data in this report are provisional and subject to change.

The numbers in the table below represent the number of Florida and non-Florida residents for whom test results were received by the Department of Health. A person can be tested by more than one laboratory and can have both positive and negative results. **Therefore, the sum of the numbers in each column will be larger than the total number of people tested.**

Reporting lab	Inconclusive	Negative	Positive	Percent positive	Total
PORT CHARLOTTE REHABILITATION CENTER		42	8	16%	50
CHAMBREL AT ISLAND LAKE		49	1	2%	50
GATEWAY CARE CENTER		50			50
BioReference Laboratories, Inc		6	44	88%	50
ALEXANDER NININGER STATE VETERANS		50			50
SEMINOLE TRIBE OF FLORIDA		36	14	28%	50
SONATA BOCA RATON		48	2	4%	50
ST PETERSBURG PEDIATRICS-SEMINOLE BLVD		40	9	18%	49
HOSPICE OF THE EMERALD COAST INC - PANAMA CITY	1	46	2	4%	49
GENEDX		36	13	27%	49
ORLANDO LUTHERAN TOWERS ASSISTED LIVING		49			49
ALLEGRO		47	2	4%	49
SOLARIS SENIOR LIVING NORTH NAPLES		48	1	2%	49
FLORIDA HEALTH CARE		6	43	88%	49
SUPERIOR RESIDENCES OF LECANTO		34	15	31%	49
ROHR HOME		46	3	6%	49
USF		1	48	98%	49
CHILDREN'S HOSPITAL OF ALABAMA		47	1	2%	48
BAY CENTER HURRICANE SHELTER		48			48
ADVENT HEALTH CENTRA CARE - EAST ORLANDO		21	27	56%	48
CAREMED INTERNAL MEDICINE		30	18	38%	48
INN AT THE FOUNTAINS, THE		34	14	29%	48
SOFT CELL LABORATORIES		45	3	6%	48
COURTYARD GARDENS OF JUPITER		48			48
SARATOGA HOSPITAL LABORATORY		44	4	8%	48
ADVENT HEALTH CENTRA CARE - SAND LAKE		19	29	60%	48
MED ONE AT SAINT AUGUSTINE		33	15	31%	48
BIOIQ			48	100%	48
HERNANDO COUNTY FIRE RESCUE DISTRICT		23	25	52%	48
ALLIANCE PEDIATRICS		24	24	50%	48
NAPLES PEDIATRICS INC		43	5	10%	48
INTERLAB		1	46	98%	47
TRINITY AL SENIOR HOUSING LLC		44	3	6%	47
BARRY UNIVERSITY STUDENT HEALTH SERVICES		37	10	21%	47
IMA MEDICAL GROUP		26	21	45%	47
GREENLEAF ALF		46	1	2%	47
DOH		23	24	51%	47
PEDIATRIC CARE CENTER- JACKSONVILLE BEACH		19	28	60%	47
NAVARRE GARDENS		41	6	13%	47
DELAND WELLNESS CENTER			47	100%	47
BIOREFERENCE LABORATORIES		3	44	94%	47
EMERALD COAST BEHAVIORAL HOSPITAL		44	2	4%	46
PALM BAY PEDIATRICS		34	12	26%	46
H LEE MOFFITT CANCER CENTER MICRO		46			46
SOUTHEAST ALABAMA MEDICAL CENTER			46	100%	46
EAST MANATEE FAMILY	1	1	44	96%	46
COLLIER BLVD HMA PHYSICIAN MANAGEMENT LLC		46			46



# COVID-19: testing by laboratory

Data through Jan 12, 2021 verified as of Jan 13, 2021 at 09:25 AM

Data in this report are provisional and subject to change.

The numbers in the table below represent the number of Florida and non-Florida residents for whom test results were received by the Department of Health. A person can be tested by more than one laboratory and can have both positive and negative results. **Therefore, the sum of the numbers in each column will be larger than the total number of people tested.**

Reporting lab	Inconclusive	Negative	Positive	Percent positive	Total
CAPE REGIONAL MEDICAL CENTER		44	2	4%	46
HARTFORD HEALTH SERVICES LLC		46			46
PREMIER PLACE HEALTHCARE AT THE GLENVIEW		46			46
COOPER FAMILY MEDICAL, PLLC		38	8	17%	46
BUECHELE DENTAL PA DBA CLERMONT FAMILY DENTISTRY		36	9	20%	45
ADVENT HEALTH - MOUNT DORA		6	39	87%	45
ADVENT HEALTH MEDICAL GROUP OB GYN AT		39	6	13%	45
FINLAY CLINICAL LABORATORY		20	25	56%	45
HARMONY CLINIC		1	44	98%	45
POPLAR HEALTHCARE PLLC	1	11	33	73%	45
SOUTHPORT SQUARE HARBOUR HEALTH		45			45
REDI-MED WALK-IN FAMILY CARE			45	100%	45
GOOD HEARTS COVID TESTING		8	37	82%	45
Summit Medical Group, Pa Dba Citymd		41	4	9%	45
HEALTH FIRST - CAPE CANAVERAL HOSPITAL		1	44	98%	45
UNIVERSITY OF CENTRAL FLORIDA HEALTH SERVICES		45			45
VISITING PHYSICIANS ASSOCIATION		40	4	9%	44
TROY REGIONAL MEDICAL CENTER		36	8	18%	44
PRECISION HEALTH SOLUTIONS LAB		9	35	80%	44
ANGELS DIAGNOSTIC GROUP		34	10	23%	44
MARQUIS LABS, LLC		44			44
ALLIANCE OF PHYSICIANS AGAINST COVID-19			44	100%	44
WINTER GARDEN REHAB AND NURSING CENTER		40	4	9%	44
PEDIATRICS OF CENTRAL FLORIDA - SAINT CLOUD	2	40	2	5%	44
GENESIS DERMATOLOGY		40	4	9%	44
MOOSEHAVEN LIFE CARE CENTER		44			44
ADVENT HEALTH - LAKE MARY		36	8	18%	44
COOPER FAMILY MEDICAL PLLC		33	11	25%	44
VITAS HEALTHCARE CORP OF FLORIDA		44			44
ADVENTHEALTH MEDICAL GROUP PRIMARY CARE		43	1	2%	44
LAKE MARY KIDS CENTRA CARE		33	10	23%	43
PRIMECARE AT TWIN LAKES			43	100%	43
QUALITY URGENT CARE AND WELLNESS		31	12	28%	43
PATRICK AIR FORCE BASE		3	40	93%	43
TRADITIONAL HOME HEALTH OF PALM BEACH INC		43			43
FAMILY EXTENDED CARE OF WINTER HAVEN		41	2	5%	43
ADVANCED MEDICAL OF NAPLES LLC			43	100%	43
STUART URGENT CARE			43	100%	43
ROCHESTER GENERAL HOSPITAL LABORATORY		39	4	9%	43
BRANCH MEDICAL CLINIC			43	100%	43
LITTLE NECK URGENT CARE		41	2	5%	43
PREMIER MEDICAL ASSOCIATES		43			43
LAKE HOWELL FAMILY MEDICINE ASSOCIATES		36	7	16%	43
ORCHID COVE AT DAYTONA		38	5	12%	43
QUOTIENT SCIENCES			43	100%	43
ABSOLUTE GENOMICS		22	21	49%	43
Guardian Care Nursing and Rehabilitation Center		43			43

# COVID-19: testing by laboratory

Data through Jan 12, 2021 verified as of Jan 13, 2021 at 09:25 AM

Data in this report are provisional and subject to change.

The numbers in the table below represent the number of Florida and non-Florida residents for whom test results were received by the Department of Health. A person can be tested by more than one laboratory and can have both positive and negative results. **Therefore, the sum of the numbers in each column will be larger than the total number of people tested.**

Reporting lab	Inconclusive	Negative	Positive	Percent positive	Total
RAINBOW PEDIATRICS PC LLC / BREAKFAST POINT		38	5	12%	43
CENTRA CARE - APOPKA	1	2	39	93%	42
FLORIDA HOSPITAL		26	16	38%	42
MOBILE DOC FL, LLC		29	13	31%	42
BISHOP GRADY VILLAS		42			42
WALGREENS 9627		37	5	12%	42
CARDIOLOGY AND MEDICINE ASSOCIATES		33	9	21%	42
Golfview Healthcare Center		42			42
VALENCIA HOUSE ALF		42			42
BURRY'S PHARMACY INC		25	17	40%	42
PENNSYLVANIA DEPT OF HEALTH		20	22	52%	42
CLINICAL LABORATORY		42			42
Atlantic Shore Nursing and Rehab		42			42
SOMERBY OF SANTA ROSA BEACH		40	2	5%	42
MINUTECLINIC DIAGNOSTIC OF OHIO LLC		30	12	29%	42
PRINCETON VILLAGE		39	3	7%	42
QHC UPSTATE MEDICAL PC		34	7	17%	41
MAIMONIDES-SHALOM ACADEMY, INC		40	1	2%	41
ROCKLEDGE REGIONAL MEDICAL CENTER		30	11	27%	41
UTAH CVS PHARMACY, LLC		39	2	5%	41
TGH URGENT CARE POWERED BY FAST TRACK			41	100%	41
PEDIATRICS OF CENTRAL FLORIDA KISSI		33	8	20%	41
FLORIDA HOSPITAL NEW SMYRNA		4	37	90%	41
FHMG_CTR FOR SENIOR HEALTH		36	5	12%	41
GRAND ST PAUL CVS		41			41
WEST ISLIP URGENT CARE		39	2	5%	41
BRONX LEBANON HOSPITAL-MEDICAL CENTER		37	4	10%	41
JACKSON COUNTY HEALTH DEPARTMENT		18	22	55%	40
FLORIDA MEDICAL CLINIC PA		35	5	13%	40
ADVENT HEALTH EXPRESS CARE		4	36	90%	40
CLINICAL PATHOLOGY LABORATORIES, INC		40			40
PRIDE DIAGNOSTICS		24	16	40%	40
QUALITY URGENT CARE AND WELLNESS PL		26	14	35%	40
NEOGENOMICS LABORATORIES INC		40			40
Citymd Of Toms River		35	5	13%	40
DAVID POSNACK JEWISH DAY SCHOOL		40			40
DOH-WEST PALM BEACH BRANCH LABORATORY		2	38	95%	40
NEW YORK PRESBYTERIAN - QUEENS DIAGNOSTIC		39	1	3%	40
PACIFICA SENIOR LIVING OCALA		35	5	13%	40
CAPITAL REGIONAL MEDICAL CENTER		2	38	95%	40
FIRST CHOICE URGENT CARE		10	30	75%	40
BAY COUNTY JAIL ANNEX		34	5	13%	39
CLINICAL RESEARCH SEQUENCING PLATFORM		8	31	79%	39
SUNCOAST URGENT CARE		18	21	54%	39
ECOLAB GROUP		8	31	79%	39
URGENT CARE & WELLNESS CENTER		10	29	74%	39
LAKE CITY VA MEDICAL CENTER			39	100%	39

# COVID-19: testing by laboratory

Data through Jan 12, 2021 verified as of Jan 13, 2021 at 09:25 AM

Data in this report are provisional and subject to change.

The numbers in the table below represent the number of Florida and non-Florida residents for whom test results were received by the Department of Health. A person can be tested by more than one laboratory and can have both positive and negative results. **Therefore, the sum of the numbers in each column will be larger than the total number of people tested.**

Reporting lab	Inconclusive	Negative	Positive	Percent positive	Total
MEDEX MEDICAL EXPRESS OF PALATKA LLC			39	100%	39
NEXT MOLECULAR ANALYTICS		9	30	77%	39
NORTH FLORIDA MEDICAL CENTER		36	3	8%	39
LOURDES HOSPITAL INC		37	2	5%	39
KAPG ST AUGUSTINE SENIOR HOUSING OPCO LLC		35	4	10%	39
CEDAR CREEK AT KINGS BAY INC		39			39
LARA HEALTH AND WELLNESS CENTER LLC		39			39
JUNIPER VILLAGE AT CAPE CORAL		34	5	13%	39
BAY PINES MEDICAL ASSOCIATES		1	38	97%	39
PHILLIPPE RIDGE		27	12	31%	39
NORTH SHORE MEDICAL LABS	1	34	3	8%	38
FLORIDA HEALTH CARE DELAND			38	100%	38
WESTWOOD NURSING & REHAB		22	16	42%	38
HOMWOOD RESIDENCE AT FREEDOM PLAZA		37	1	3%	38
MISSION OAKS ASSISTED LIVING		36	2	5%	38
INTERNAL MEDICINE ASSOCIATES PA		35	3	8%	38
ADVENT HEALTH - LAKE WALES		28	10	26%	38
BENTON HOUSE OF ST. JOHNS		36	2	5%	38
Life Care Center of Melbourne		23	15	39%	38
MEDLOGIC LABORATORIES		3	35	92%	38
MOLECULAR DIAGNOSTICS		5	33	87%	38
JUPITER MEDICAL CENTER URGENT CARE - STUART		23	15	39%	38
UNIVERSITY OF ALABAMA		35	3	8%	38
KINDRED AT HOME		30	8	21%	38
BOND CLINIC, PA		9	29	76%	38
ERDOX		35	2	5%	37
ADVENTHEALTH EXPRESS CARE AT WALGREENS		24	13	35%	37
PATHOGENIUS LABORATORIES		30	7	19%	37
HOLZER HEALTH CENTER		5	32	86%	37
AU HEALTH		30	7	19%	37
FLORIDA DEPARTMENT OF HEALTH CLAY COUNTY		25	12	32%	37
SH HERON EAST LLC		37			37
CYPRESS COVE		34	3	8%	37
VENICE REGIONAL MEDICAL CENTER BAYFRONT HEALTH		12	25	68%	37
ONE MILO		37			37
Palms at Ponte Vedra Assisted Living and Memory Care		36	1	3%	37
AFTER HOURS PEDIATRICS			37	100%	37
OKEECHOBEE URGENT CARE		17	20	54%	37
FAMILY EXTENDED CARE OF SEBRING INC		35	2	5%	37
EGLIN AFB		9	28	76%	37
GENTIVA HEALTH SERVICES CERTIFIED INC		34	3	8%	37
BOULEVARD REHABILITATION CENTER		24	13	35%	37
PONCE THERAPY CARE CENTER		34	3	8%	37
THE COLLIER AT NAPLES		36	1	3%	37
HR SARASOTA OPERATOR LLC		25	12	32%	37
L&S SENIOR CARE DBA ARCADIA OAKS	1	35			36
TUSCAN ISLE OPERATING COMPANY LLC DBA		33	3	8%	36

# COVID-19: testing by laboratory

Data through Jan 12, 2021 verified as of Jan 13, 2021 at 09:25 AM

Data in this report are provisional and subject to change.

The numbers in the table below represent the number of Florida and non-Florida residents for whom test results were received by the Department of Health. A person can be tested by more than one laboratory and can have both positive and negative results. **Therefore, the sum of the numbers in each column will be larger than the total number of people tested.**

Reporting lab	Inconclusive	Negative	Positive	Percent positive	Total
CITYMD OF MANAHAWKIN		34	2	6%	36
BVL/LITTLE ANGEL PEDIATRICS		36			36
ST PETERSBURG PEDIATRICS-PARK BLVD		25	11	31%	36
The Ponce Therapy Care Center		35	1	3%	36
ST PETERSBURG PEDIATRICS-EAST BAY		27	9	25%	36
PRACTICE MANAGEMENT OF AMERICA, INC.		7	29	81%	36
CENTRA CARE - LAKE NONA		3	33	92%	36
SANIBEL INTERNAL MEDICINE, LLC		34	2	6%	36
NORTHWELL HEALTH PLAINVIEW HOSPITAL LABORATORY		27	9	25%	36
FLAGLER COUNTY DETENTION CENTER		34	2	6%	36
FERN PARK DEVELOPMENTAL CENTER			36	100%	36
QUICK CARE MED LLC		28	7	20%	35
TERRACE AT HOBE SOUND, THE	1	31	3	9%	35
CRESTVIEW URGENT CARE			35	100%	35
HOSPICE OF MARTIN & ST LUCIE, INC		35			35
MISIR DRUGS LLC		27	8	23%	35
WUESTHOFF MEMORIAL HOSPITAL			35	100%	35
ARBOR TERRACE ORTEGA LLC		35			35
GRAND OAKS OF PALM CITY LLC	1	32	2	6%	35
BAYSHORE PATHOLOGY CONSULTANTS PA		34	1	3%	35
P23 LABS		35			35
EC OPCO PENSACOLA, LLC		35			35
HOME CARE PHARMACY		35			35
IRL		4	31	89%	35
BEEHIVE HOMES OF GULF BREEZE		19	16	46%	35
ADVENT HEALTH - FISH MEMORIAL		2	33	94%	35
BROOKDALE JENSEN BEACH		34	1	3%	35
TITUSVILLE FAMILY PRACTICE		14	20	59%	34
PARAMOUNT WALK-IN CLINIC		1	33	97%	34
FHMG- FLORIDA HOSPITAL MEDICAL GROUP		26	8	24%	34
PENSACOLA PEDIATRICS, PA		27	7	21%	34
WOLFF CTR FOR CHILD & ADOLESCENT HEALTH PLLC,THE		22	12	35%	34
PLAINVIEW URGENT CARE		32	2	6%	34
INN AT ASTON GARDENS AT PELICAN POINTE,THE		34			34
LEVY COUNTY DEPARTMENT OF HEALTH		25	9	26%	34
CCRC @ SUNFLOWER LLC		31	3	9%	34
MINUTECLINIC DIAGNOSTIC OF NORTH CAROL		27	7	21%	34
CARE CENTERS OF NASSAU		33	1	3%	34
PANCARE HEALTH - JACKSON COUNTY		25	9	26%	34
AMERICAN HOUSE COCONUT POINT		31	3	9%	34
MAUREEN OROURKE-FUTEY			34	100%	34
BARTON HEALTH ALLIANCE		2	32	94%	34
COLLIER HMA PHYSICIAN MANAGEMENT LLC		26	8	24%	34
ADVENTIST HEALTH SYSTEM FLORIDA		26	8	24%	34
FAST PACE MEDICAL CLINIC, PLLC		30	4	12%	34
BETHESDA HEALTH URGENT CARE			34	100%	34
TUSCAN GARDENS OF DELRAY BEACH MANAGEMENT COMPANY,		34			34

# COVID-19: testing by laboratory

Data through Jan 12, 2021 verified as of Jan 13, 2021 at 09:25 AM

Data in this report are provisional and subject to change.

The numbers in the table below represent the number of Florida and non-Florida residents for whom test results were received by the Department of Health. A person can be tested by more than one laboratory and can have both positive and negative results. **Therefore, the sum of the numbers in each column will be larger than the total number of people tested.**

Reporting lab	Inconclusive	Negative	Positive	Percent positive	Total
AHSE ROP		32	1	3%	33
ST. MARYS MEDICAL CENTER		1	32	97%	33
PRMG - EAST NAPLES		23	10	30%	33
TAYLORVILLE FAMILY MEDICINE		26	7	21%	33
RASHDA ALBIBI M.D. P.A.		30	3	9%	33
HERNANDO ENDOSCOPY AND SURGERY CENTER		25	8	24%	33
MEDRITE URGENT CARE		24	9	27%	33
REDI-MED WALK IN FAMILY CLINIC			33	100%	33
BOND CLINIC		3	30	91%	33
Kensington Gardens		33			33
SANFORD MOBILE LAB PGA TOUR		32	1	3%	33
MEASE COUNTRYSIDE HOSPITAL			33	100%	33
ACCURATE DIAGNOSTIC LAB		32	1	3%	33
AYERS NURSING AND REHABILITATION CENTER		33			33
GREENRIDGE GROUP HOME	3	11	19	58%	33
BIOFIRE		7	26	79%	33
LAKE REGIONAL URGENT CARE		1	32	97%	33
METRO KNOXVILLE HMA		25	8	24%	33
NORTH FLORIDA PEDIATRICS		30	3	9%	33
CITRUS COUNTY HEALTH DEPARTMENT		32	1	3%	33
LINCOLN DIAGNOSTIC LAB		32	1	3%	33
TURNING POINT OF TAMPA		29	4	12%	33
AZALEA TRACE PHYSICIAN SERVICES		32			32
MOOSEHAVEN HEALTH CENTER		12	20	63%	32
MAINSTREET FAMILY URGENT CARE		1	31	97%	32
BRIDGEVIEW CENTER LLC		27	5	16%	32
Heartland Health Care Center North Sarasota		18	14	44%	32
IPSUM DIAGNOSTICS		3	29	91%	32
ROSECASTLE OF JACKSONVILLE LLC		31	1	3%	32
WESTMINSTER ST AUGUSTINE		32			32
UNION MEDICAL CARE PLLC		32			32
OPIS COQUINA CENTER		32			32
VETERANS HOME			32	100%	32
RITE MEDICAL CARE PC		32			32
PERSONAL PEDIATRICS		28	4	13%	32
LAKE WALES OPERATING GROUP LLC		30	2	6%	32
VETERAN AFFAIRS MEDICAL CENTER - JAMES J PETERS		30	2	6%	32
MINUTECLINIC DIAGNOSTIC OF RHODE ISLAND, LLC #1544		31	1	3%	32
VILLAGE ON THE ISLE		27	5	16%	32
ST AUGUSTINE PEDIATRIC ASSOC		30	2	6%	32
POARCH BANC CREEK INDIANS TRIBAL HEALTH DEPARTMENT			32	100%	32
PHYSICIAN ASSOCIATES LLC		26	6	19%	32
University Hospital		28	4	13%	32
JACKSON HEALTH SYSTEM		1	31	97%	32
NIGHT LITE PEDIATRICS CENTER LLC		8	24	75%	32
DISCOVERY COMMONS AT BRADENTON		31			31
NIGHT LITE PEDIATRICS URGENT CARE CENTER			31	100%	31



# COVID-19: testing by laboratory

Data through Jan 12, 2021 verified as of Jan 13, 2021 at 09:25 AM

Data in this report are provisional and subject to change.

The numbers in the table below represent the number of Florida and non-Florida residents for whom test results were received by the Department of Health. A person can be tested by more than one laboratory and can have both positive and negative results. **Therefore, the sum of the numbers in each column will be larger than the total number of people tested.**

Reporting lab	Inconclusive	Negative	Positive	Percent positive	Total
REGENCY PARK ASSISTED LIVING FACILITY		29	2	6%	31
COLLIER ANESTHESIA PAIN LLC		31			31
ALL MY KIDS PEDIATRICS INC		18	13	42%	31
ESCAMBIA COUNTY JAIL		18	13	42%	31
TRADITIONAL HOME CARE INC		30	1	3%	31
DELCARE PA		25	6	19%	31
IMA MEDICAL GROUP POINCIANA		14	17	55%	31
BAYCARE HEALTH SYSTEMS		1	30	97%	31
PALM BAY HOSPITAL			31	100%	31
LINCOLN MEDICAL AND MENTAL HEALTH CENTER		29	2	6%	31
MICHAEL AKPEKE MD		22	9	29%	31
CALADIUM PEDIATRICS		28	2	7%	30
THE TERRACE AT IVY ACRES ALF		11	19	63%	30
NEUROINTERNATIONAL SARASOTA		28	2	7%	30
BELVEDERE COMMONS OF SUN CITY CENTER		30			30
BERNHARDT LABORATORIES		9	21	70%	30
SPRING MANOR ASSISTED LIVING		30			30
LabCorp L#09258130 M#09258125		12	18	60%	30
ST CLOUD PHYSICIAN MANAGEMENT LLC DBA ST CLOUD		18	12	40%	30
LONGLEAF DIAGNOSTIC LABORATORIES		3	27	90%	30
HERITAGE WATERSIDE		27	3	10%	30
ADVENT HEALTH PRIMARY CARE PLUS, WINTER GARDEN		26	4	13%	30
MORTON PLANT			30	100%	30
S-H THIRTY FIVE OPCO - LUTZ, LLC		29	1	3%	30
CLINCLOUD, LLC			30	100%	30
STEWART MEDICAL GROUP, INC		21	9	30%	30
FELICIDAD MEDICAL CENTER			30	100%	30
PECONIC BAY MEDICAL CENTER LABORATORY		24	6	20%	30
PANCARE HEALTH - FREEPORT CLINIC SUITE B		26	4	13%	30
MINUTECLINIC DIAGNOSTIC OF SOUTH CARO		24	6	20%	30
CENTRA CARE - DR. PHILLIPS		1	29	97%	30
SOUTHERN LABORATORY		6	24	80%	30
PHOSPHORUS DIAGNOSTICS		27	3	10%	30
HIGHLANDS LAKE CENTER		27	3	10%	30
CINNAMON COVE ALF		30			30
AMEERAH LABS			30	100%	30
WESTWOOD NURSING AND REHABILITATION		28	2	7%	30
GEORGE SAFRAN MD PC		27	3	10%	30
NORTH CENTRAL BRONX HOSPITAL		29	1	3%	30
Okeechobee Health Care Facility		16	14	47%	30
JACKSONVILLE UNIVERSITY		27	2	7%	29
PENSACOLA DEVELOPMENTAL CENTER		13	16	55%	29
SACRED HEART HEALTH SYSTEM INC		22	7	24%	29
MINUTECLINIC DIAGNOSTIC		29			29
CSL PLASMA INC		7	22	76%	29
SUNTREE INTERNAL MEDICINE		29			29
P4CLINICAL	3	2	24	83%	29

# COVID-19: testing by laboratory

Data through Jan 12, 2021 verified as of Jan 13, 2021 at 09:25 AM

Data in this report are provisional and subject to change.

The numbers in the table below represent the number of Florida and non-Florida residents for whom test results were received by the Department of Health. A person can be tested by more than one laboratory and can have both positive and negative results. **Therefore, the sum of the numbers in each column will be larger than the total number of people tested.**

Reporting lab	Inconclusive	Negative	Positive	Percent positive	Total
BROOKDALE CANOPY OAKS			29	100%	29
LUTHERAN HAVEN ASSISTED LIVING		29			29
LONG ISLAND JEWISH MED CTR		27	2	7%	29
EVERLYWELL		16	13	45%	29
Gabisa Medical LLC		29			29
NEMOURS CHILDRENS CLINIC		22	7	24%	29
UNIV OF ROCHESTER-STRONG MEMORIAL HOSP		28	1	3%	29
COMPREHENSIVE CHILDCARE		23	6	21%	29
Consulate Health Care of Orange Park		27	2	7%	29
MINUTECLINIC DIAGNOSTIC OF NORTH CARO		26	3	10%	29
FLORIDA DEPARTMENT OF HEALTH IN MONROE COUNTY		26	3	10%	29
University Hills health and Rehabilitation		20	9	31%	29
CORNERSTONE MEDICAL CARE OF BRANDON PL		26	3	10%	29
CAMPBELL URGENT CARE			29	100%	29
NURSES HELPING HANDS INC ALF		29			29
PRO HEALTH HARMONY		29			29
RADIOLOGY ASSOCIATES OF VENICE AND ENGLEWOOD		27	1	4%	28
BONIFAY NURSING AND REHAB CENTER			28	100%	28
PORT ST LUCIE HOSPITAL		25	3	11%	28
THOMAS INTERNAL MEDICINE		25	3	11%	28
BOND AND STEELE CLINIC, PA		25	3	11%	28
MARIANNA HEALTH AND REHABILITATION CENTER		28			28
JEFFERSON COUNTY HEALTH DEPARTMENT-MONTICELLO		15	13	46%	28
CENTRAL FLORIDA PEDIATRICS		13	15	54%	28
ISLAND URGENT CARE PLLC		28			28
ACTIVE SENIOR LIVING		26	2	7%	28
Stratford Court of Palm Harbor		21	7	25%	28
S-H THIRTY FIVE OPCO - ORANGE CITY, LLC		20	8	29%	28
EDEN AT CRESTVIEW		12	16	57%	28
MINUTE CLINIC INCORPORATE		23	5	18%	28
PALM GARDEN OF JACKSONVILLE		27	1	4%	28
ROYAL CARE OF AVON PARK		25	3	11%	28
SOLARIS SENIOR LIVING OF MERRITT ISLAND		28			28
LAKELAND NURSING AND REHABILITATION CENTER			28	100%	28
MENORAH HOUSE		27	1	4%	28
UNION MEDICAL CARE		28			28
Flagler Health and Rehabilitation		27	1	4%	28
MINUTE CLINIC LLC #2216		25	2	7%	27
TREASURE COAST FORENSIC TREATMENT CTR		13	14	52%	27
PREMISE HEALTH MIA			27	100%	27
HOLY NAME HOSPITAL LABORATORY		26	1	4%	27
RENAISSANCE SENIOR LIVING	1	26			27
WILLOWBROOKE COURT AT ST ANDREWS ESTATES		23	4	15%	27
CDR MAGUIRE - MIAMI BEACH CC MISSION 17388		2	25	93%	27
Cleveland Clinic Laboratories		4	23	85%	27
ADVANCED EMURGENT CARE		8	19	70%	27
OAKTREE HEALTHCARE			27	100%	27

# COVID-19: testing by laboratory

Data through Jan 12, 2021 verified as of Jan 13, 2021 at 09:25 AM

Data in this report are provisional and subject to change.

The numbers in the table below represent the number of Florida and non-Florida residents for whom test results were received by the Department of Health. A person can be tested by more than one laboratory and can have both positive and negative results. **Therefore, the sum of the numbers in each column will be larger than the total number of people tested.**

Reporting lab	Inconclusive	Negative	Positive	Percent positive	Total
CONNECTICUT DEPARTMENT OF HEALTH		22	5	19%	27
UCLA HEALTHCARE CLINICAL LABS		23	4	15%	27
EXPRESS CARE OF BELLEVIEW		27			27
FLORIDA DEPARTMENT OF HEALTH IN TAYLOR COUNTY		16	11	41%	27
SUNCOAST LABS			27	100%	27
CDC		17	10	37%	27
WALGREENS 3145		24	3	11%	27
SOUTHSIDE HOSPITAL NORTHWELL HEALTH LABORATORY		24	3	11%	27
SANTA BARBARA CARE CENTER		17	10	37%	27
ARIZONA DEPARTMENT OF HEALTH SERVICES			27	100%	27
RENAISSANCE AT THE TERRACES		27			27
INNOVATION CLINICAL TRIALS, INC			27	100%	27
WEST		15	12	44%	27
PORT SAINT JOHN FAMILY PRACTICE		18	8	31%	26
SOS MOBILE MEDICAL CARE LLC		22	4	15%	26
KEY PRIMARY CARE			26	100%	26
LOOP PEDIATRICS		22	4	15%	26
UNIVERSITY MEDICAL CTR OF PRINCETON AT		24	2	8%	26
THE MINIER URGENT CARE		20	6	23%	26
LIFESTREAM BEHAVIORIAL CENTER		13	13	50%	26
CENTRA CARE - SAND LAKE		1	25	96%	26
TGH URGENT CARE - RIVERVIEW			26	100%	26
GRAMERCY PARK URGENT CARE		26			26
CDR MAGUIRE INC	1	2	23	88%	26
HEALTH FIRST - VIERA HOSPITAL		1	25	96%	26
STATEN ISLAND UNIVERSITY HOSPITAL-POUCH		26			26
DESOTO PALMS ALF		26			26
PULMONARY SPECIALISTS OF THE PALM BEACHES		16	10	38%	26
ADVENT HEALTH PARTIN SETTLEMENT HEALTH PARK		18	8	31%	26
BAY REGIONAL URGENT CARE	1	15	10	38%	26
MONCRIEF ARMY HEALTH CLINIC			26	100%	26
WOMENS CARE FLORIDA LABORATORY		25			25
MAKO MEDICAL		16	9	36%	25
Lanier Rehab			25	100%	25
WALGREENS 2941		24	1	4%	25
BAY COUNTY SHERIFFS OFFICE JAIL FACILITY		21	4	16%	25
ARCPOINT LABS OF FORT LAUDERDALE		25			25
FAMILY CARE PARTNERS		15	10	40%	25
JAMAICA HOSPITAL MEDICAL CENTER		23	2	8%	25
CALHOUN COUNTY HEALTH DEPT		8	17	68%	25
WALK IN MEDICAL URGENT CARE		25			25
MORTON PLANT HOSPITAL NURSING			25	100%	25
WEINBERG VILLAGE		24	1	4%	25
WAVE CREST HEALTH AND REHABILITATION CENTER		25			25
DEVELOPMENTAL DISABILITIES DEFENDANT PROGRAM		25			25
FAMILY EXTENDED CARE OF PUNTA GORDA		25			25
SANITAS		4	21	84%	25

# COVID-19: testing by laboratory

Data through Jan 12, 2021 verified as of Jan 13, 2021 at 09:25 AM

Data in this report are provisional and subject to change.

The numbers in the table below represent the number of Florida and non-Florida residents for whom test results were received by the Department of Health. A person can be tested by more than one laboratory and can have both positive and negative results. **Therefore, the sum of the numbers in each column will be larger than the total number of people tested.**

Reporting lab	Inconclusive	Negative	Positive	Percent positive	Total
CVS		1	24	96%	25
FHMG-FLORIDA HOSPITAL MEDICAL GROUP		20	5	20%	25
ST. CLOUD HOSPITAL		20	5	20%	25
RIVERHEAD URGENT CARE		24	1	4%	25
MICHAEL J D'AMBROSE MD PA		23	2	8%	25
RJ LEE GROUP	1	23	1	4%	25
ROYAL PALM SENIOR RESIDENCE		25			25
BOCA BIOLISTIC REFERENCE LAB			25	100%	25
ADVENT HEALTH CENTRA CARE - LAKE BUTLER BOULEVARD			25	100%	25
THREE OAKS PHARMACY INC		23	2	8%	25
ABL MEDICAL CARE LLC			25	100%	25
UNIPATH		18	7	28%	25
EAST HILL MEDICAL GROUP		17	7	29%	24
HERITAGE OAKS ASSISTED LIVING & MEMORY CARE		20	4	17%	24
VASSAR BROTHERS MEDICAL CENTER LABORATORY		23	1	4%	24
AVENTIS BIO-SERVICES CTL		24			24
HENNEPIN COUNTY MEDICAL CENTER (HCMC)		13	11	46%	24
TARPON BAYOU CENTER			24	100%	24
VILLAGES REHABILITATION AND NURSING CENTER		24			24
SENIOR HEALTH OF WINTER PARK DUNDEE		24			24
MINUTECLINIC DIAGNOSTIC OF NEW JERSEY		19	5	21%	24
PHYSICIANS PRIMARY CARE OF SW FLORIDA PL		24			24
BULLS HEAD URGENT CARE		24			24
COURTYARDS OF ORLANDO		24			24
TRUGENX		1	23	96%	24
MADWAR		19	5	21%	24
ADVENT HEALTH - LAKE MARY PEDIATRICS		16	8	33%	24
MEDCOMP SCIENCES			24	100%	24
THE CHAPPEL GROUP RESEARCH		24			24
BARNES HEALTHCARE OF FLORIDA LLC		23	1	4%	24
D PEDIATRICS		23	1	4%	24
LORI MCAULIFFE MD PA		15	9	38%	24
WELLNOW URGENT CARE		23	1	4%	24
LABORATORY DYNAMICS		20	4	17%	24
HARBORCHASE OF WELLINGTON CROSSING		22	2	8%	24
MINUTECLINIC DIAGNOSTIC OF RHODE ISLAND, LLC #212		24			24
WESTMINSTER WOODS ON JULINGTON CREEK		22	2	8%	24
WASHINGTON COUNTY HEALTH DEPARTMENT		13	11	46%	24
SUNQUEST		3	20	87%	23
PENSACOLA PEDIATRICS - PACE		16	7	30%	23
UF HEALTH NORTH JACKSONVILLE			23	100%	23
CROSSROADS URGENT CARE		14	9	39%	23
MADISON COUNTY MEMORIAL HOSP		12	11	48%	23
THE RESIDENCE AT TIMBER PINES		23			23
A PLUS PEDIATRICS		21	2	9%	23
THE WATERMARK AT VISTAWILLA		23			23
FLAGLER HOSPITAL INC	2		21	91%	23

# COVID-19: testing by laboratory

Data through Jan 12, 2021 verified as of Jan 13, 2021 at 09:25 AM

Data in this report are provisional and subject to change.

The numbers in the table below represent the number of Florida and non-Florida residents for whom test results were received by the Department of Health. A person can be tested by more than one laboratory and can have both positive and negative results. **Therefore, the sum of the numbers in each column will be larger than the total number of people tested.**

Reporting lab	Inconclusive	Negative	Positive	Percent positive	Total
EASYCARE WALK-IN CLINIC		11	12	52%	23
MONTEFIORE NEW ROCHELLE HOSPITAL		22	1	4%	23
UNIVERSITY HILLS HEALTH AND REHABILITATION CENTER		18	5	22%	23
INSTITUTE OF PATHOLOGY KINGS COUNTY		23			23
NORTH FLORIDA PEDIATRICS - JACKSONVILLE		21	2	9%	23
THE TERRACE OF JACKSONVILLE		3	20	87%	23
NIGHT LITE PEDIATRIC CENTER		10	13	57%	23
PALM BEACH COUNTY FIRE RESCUE		21	2	9%	23
EMERITUS AT NAPLES	1	22			23
WALGREENS 4915		22	1	4%	23
PARK WEST MEDICAL CENTER		22	1	4%	23
STATE LAB		2	21	91%	23
WEST VOLUSIA FAMILY AND SPORTS MEDICINE		23			23
NOBLE SENIOR LIVING		3	20	87%	23
ISLAND COAST PEDIATRICS PA		22	1	4%	23
WUESTHOFF MEDICAL CENTER-MELBOURNE			23	100%	23
LABCORP BURLINGTON		8	15	65%	23
AVALON PARK RETIREMENT RESIDENCE		23			23
EGL GENETIC DIAGNOSTICS		1	22	96%	23
COLORADO DEPARTMENT OF HEALTH LABORATORY SERVICES DIVISION			23	100%	23
LABORATORY ALLIANCE OF CENTRAL NEW YORK		22	1	4%	23
NEW JERSEY		22	1	4%	23
MIDDLETOWN MEDICAL P C		14	9	39%	23
PSL NAPLES BH OPERATIONS, LLC		23			23
LAKEVIEW HEALTH CARE SYSTEMS		8	14	64%	22
ROCKLEDEGE REGIONAL MEDICAL CENTER		17	5	23%	22
SARASOTA MEMORIAL NURSING & REHABILITATION CTR		22			22
FLORIDA PEDIATRICS		6	16	73%	22
CHIPOLA MEDICAL ASSOCIATES		4	18	82%	22
PROFESSIONAL URGENT CARE SERVICES		13	9	41%	22
ASHTON PLACE	2	16	4	18%	22
MILLENNIUM PHYSICIAN GROUP LLC		18	4	18%	22
MOBILE DIVISION LABORATORY		7	15	68%	22
BROOKDALE UNIVERSITY HOSPITAL		21	1	5%	22
MAYO CLINIC JACKSONVILLE		1	21	95%	22
TEN HEALTHCARE		6	16	73%	22
LAKELAND REGIONAL HEALTH PABLO		21	1	5%	22
STAT ONE URGENT CARE CENTER			22	100%	22
APOLLO SURGERY CENTER		20	2	9%	22
WARDE MEDICAL LABORATORY		15	7	32%	22
JOHN KNOX VILLAGE OF CENTRAL FLORIDA		18	4	18%	22
MED PLUS FLORENCE		18	4	18%	22
WEST BROWARD CARE CENTER		20	2	9%	22
DIACARTA INC.		22			22
GOOD SAMARITAN HOSPITAL LABORATORY		19	3	14%	22
VETERANS AFFAIRS MEDICAL CENTER - NEW YORK HARBOR		21	1	5%	22
KINDRED HOSPITAL CENTRAL TAMPA BLOOD GAS		22			22



# COVID-19: testing by laboratory

Data through Jan 12, 2021 verified as of Jan 13, 2021 at 09:25 AM

Data in this report are provisional and subject to change.

The numbers in the table below represent the number of Florida and non-Florida residents for whom test results were received by the Department of Health. A person can be tested by more than one laboratory and can have both positive and negative results. **Therefore, the sum of the numbers in each column will be larger than the total number of people tested.**

Reporting lab	Inconclusive	Negative	Positive	Percent positive	Total
CHILDREN'S MEDICAL CENTER			22	100%	22
NORTH CAROLINA DEPARTMENT OF HEALTH & HUMAN SERVICES			22	100%	22
FINLAY C. LABORATORY		3	19	86%	22
WESTPAC LABS		1	21	95%	22
JUNO DERMATOLOGY LLC		18	4	18%	22
FIRST CHOICE PEDIATRICS LOOP		20	2	9%	22
COLONY CARE CENTER		13	9	41%	22
GASTROENTEROLOGY ASSOCIATES OF PENSACOLA PA		20	1	5%	21
SAFARI PEDIATRICS PA		20	1	5%	21
WELLMED AT NEW TAMPA		16	5	24%	21
MOBILE MEDICAL ASSOCIATES PL		9	12	57%	21
TOWERS HOME CARE		18	3	14%	21
PHYSICIANS CARE		18	3	14%	21
PANCARE HEALTH - BONIFAY K-8			21	100%	21
PROFESSIONAL PEDIATRICS		19	2	10%	21
AMMON ANALYTICAL LABORATORIES		18	3	14%	21
FLORIDA PEDIATRIC GROUP PA		19	2	10%	21
JOHNS HOPKINS CHILDREN'S HOSPITAL			21	100%	21
COASTAL SKIN SURGERY AND DERMATOLOGY		14	7	33%	21
UPMC CHAUTAUQUA AT WCA LABORATORY		20	1	5%	21
INTERNATIONAL MEDICAL LABORATORY INC		21			21
DUVAL PHARMACY		17	4	19%	21
PEDIATRIC SERVICES OF AMERICA INC		20	1	5%	21
HUNT CLUB PEDIATRIC ASSOCIATES LLC		19	2	10%	21
STETSON UNIVERSITY STUDENT HEALTH CENTER		3	18	86%	21
STAR CARE		20	1	5%	21
EPIC REFERENCE LABS INC			21	100%	21
PATHGROUP			21	100%	21
ALAN A SMITH MD LLC		20	1	5%	21
BROWARD HEALTH IMPERIAL POINT NURSING			21	100%	21
LUTHERAN HAVEN EXTENDED CONGREGATE CAR		21			21
ST JUDE CHILDRENS RESEARCH HOSPITAL		21			21
THE COMMONWEALTH OF MASSACHUSETTS			21	100%	21
MARION PEDIATRICS PA		16	5	24%	21
ARDEN COURTS OF WINTER SPRINGS		18	3	14%	21
AMERICAN ESOTERIC LABORATORIES		6	15	71%	21
MINUTE CLINIC DIAGNOSTIC OF SC, LLC #75		20	1	5%	21
ANDALUSIA HEALTH		10	11	52%	21
ELAN SPANISH SPRINGS		4	17	81%	21
WINDERMERE MEDICAL CENTER		18	3	14%	21
PHYSICIANS STAT		2	19	90%	21
CLINICAL PATHOLOGY LABORATORIES SOUTHEAST			21	100%	21
NAPHCARE, INC.		11	10	48%	21
RESIDENCE AT BAY VUE		20	1	5%	21
CARENOW - DOWNTOWN NORTH GULCH		20			20
LAKE WORTH MANOR		19	1	5%	20
TGH MEDICAL GROUP LABORATORY CARROLLWOOD			20	100%	20

# COVID-19: testing by laboratory

Data through Jan 12, 2021 verified as of Jan 13, 2021 at 09:25 AM

Data in this report are provisional and subject to change.

The numbers in the table below represent the number of Florida and non-Florida residents for whom test results were received by the Department of Health. A person can be tested by more than one laboratory and can have both positive and negative results. **Therefore, the sum of the numbers in each column will be larger than the total number of people tested.**

Reporting lab	Inconclusive	Negative	Positive	Percent positive	Total
HENDRY REGIONAL CORPORATE HEALTH			20	100%	20
CENTRAL FLORIDA HEALTH CARE INC		2	18	90%	20
MINUTECLINIC, LLC #08366		15	5	25%	20
ST PETER'S BENDER LABORATORY		20			20
SOUTHEASTERN OUTPATIENT SURGERY CENTER		19	1	5%	20
LONG TERM CARE OF GULF BREEZE LLC		17	3	15%	20
SAMFORD UNIVERSITY HEALTH SERVICES		19	1	5%	20
BRANDON COMMUNITY HEALTH CENTER		12	8	40%	20
NOVANT HEALTH		15	5	25%	20
FAMILY CARE PARTNERS URGENT CARE LLC		14	6	30%	20
PANIRA HEALTHCARE CLINIC			20	100%	20
GLEN COVE HOSPITAL		20			20
FLORIDA HOSPITAL LABS		11	9	45%	20
MADISON COUNTY MEMORIAL HOSPITAL LABORATORY		14	6	30%	20
PRIME CARE ONE LLC/HARBORCHASE OF VENICE			20	100%	20
POINT OF CARE CLINICS PRIMARY CARE		20			20
URGENT CARE CENTER			20	100%	20
AUTUMN OF SARASOTA		12	8	40%	20
PALMETTO PEDIATRICS			20	100%	20
Wiregrass Rehabilitation Center and Nursing Home		20			20
HEALTHPARK MEDICAL CENTER ABG LAB		19	1	5%	20
ENGLEWOOD HOSPITAL AND MEDICAL CENTER		16	4	20%	20
ROCKLEDGE FAMILY HEALTH			20	100%	20
MEDICAL EXPRESS CORP		18	2	10%	20
CL BRUMBACK PRIMARY CARE CLINIC LANTANA		2	18	90%	20
URGENT CARE USA			20	100%	20
MINUTECLINIC DIAGNOSTIC OF KANSAS, PA		19	1	5%	20
FAST PACE MEDICAL CLINIC		18	2	10%	20
REDITUS LABORATORIES			20	100%	20
HEARTLAND HEALTHCARE AND REHAB CENTER			20	100%	20
SYNIVERSE WELLNESS CENTER		17	3	15%	20
MINUTE CLINIC, LLC DBA MINUTECLINIC #4505		19	1	5%	20
ALABAMA CLINICS		8	12	60%	20
HEALTHY MINORS, LLC.		20			20
BAY PEDIATRICS PA		18	2	10%	20
MID FLORIDA PATHOLOGY LLC		19	1	5%	20
SEVEN RIVERS REGIONAL MEDICAL CENTER		5	14	74%	19
APOLLO HEALTH & REHABILITATION		14	5	26%	19
COUNTY OF LOS ANGELES			19	100%	19
CONNECTDX		4	15	79%	19
STONE WASH CLINICAL LABORATORIES		2	17	89%	19
SHORE MEMORIAL HOSPITAL		16	3	16%	19
Kindred Hospital South Florida Hollywood SNU		18	1	5%	19
CANTON-POTSDAM HOSPITAL LABORATORY		19			19
TALLAHASSEE DEVELOPMENTAL CENTER		19			19
EMERGENCY PHYSICIANS MEDICAL CENTER LLC		10	9	47%	19
ADVENTHEALTH MEDICAL GROUP FAMILY MEDICINE		19			19

# COVID-19: testing by laboratory

Data through Jan 12, 2021 verified as of Jan 13, 2021 at 09:25 AM

Data in this report are provisional and subject to change.

The numbers in the table below represent the number of Florida and non-Florida residents for whom test results were received by the Department of Health. A person can be tested by more than one laboratory and can have both positive and negative results. **Therefore, the sum of the numbers in each column will be larger than the total number of people tested.**

Reporting lab	Inconclusive	Negative	Positive	Percent positive	Total
ESOTERIX GENETIC LABORATORIES		16	3	16%	19
MIAMI CLINICAL RESEARCH CORP			19	100%	19
ACCESS 365 URGENT CARE		7	12	63%	19
PALMS MEDICAL GROUP - LAKE CITY WEST		3	16	84%	19
NO NAME		8	11	58%	19
BETHUNE-COOKMAN UNIVERSITY		1	18	95%	19
VIRTUA		15	4	21%	19
PONCE PLAZA NURSING & REHAB CENTER		4	15	79%	19
HUNTINGTON STATION URGENT CARE		18	1	5%	19
MEDEXPRESS - BLOOMIN BRANDS		4	15	79%	19
INTEGRATED REGIONAL LABORATORIES - LARGO			19	100%	19
JEFFERSON K-12, A SOMERSET SCHOOL- CLINIC		16	3	16%	19
NANO HEALTH ASSOCIATES LLC		19			19
STEWART MEDICAL GROUP INC			19	100%	19
GREEN GABLES ASSISTED LIVING FACILITY		19			19
Summit Medical Group Westfield Lab		18	1	5%	19
BROOKWOOD BAPTIST MEDICAL CENTER		18	1	5%	19
INTERCOASTAL MEDICAL GROUP			19	100%	19
LAB INTERMARKET FACILITY LAB		1	18	95%	19
SUMTER PEDIATRICS		18	1	5%	19
NCHD		7	12	63%	19
COMMUNITY MEDICAL CARE CENTER INC			19	100%	19
ADVENT HEALTH EXPRESS		9	10	53%	19
MED HEALTH SERVICES		18	1	5%	19
BAYVIEW MEDICAL		19			19
LAKE MARY - STIRLING CENTER SUITE 202			19	100%	19
LIFE CARE CENTER OF JACKSONVILLE			18	100%	18
MEDEXPRESS URGENT CARE - BLOOMINGTON		16	2	11%	18
GENERAL INTERNAL MEDICINE MEDICAL CTR CLINIC		13	5	28%	18
FAMILY CARE CYPRESS CREEK		1	17	94%	18
PUTNAM COUNTY SHERIFFS OFFICE		14	4	22%	18
MARTHA'S HOUSE & ASSISTED LIVING FACILITY		18			18
XPRESS WELLNESS URGENT CARE			18	100%	18
NORTH PINELLAS CHILDRENS MEDICAL CENTER			18	100%	18
GIBBENS FAMILY MEDICAL, LLC		11	7	39%	18
LONG BEACH URGENT CARE		18			18
SUMMIT MEDICAL GROUP - 75 E NORTHFIELD		16	2	11%	18
ADVENTHEALTH EXPRESS CARE AT			18	100%	18
HARMONY HEALTH OPCO, LLC		15	3	17%	18
BOZEMAN HEALTH DEACONESS HOSPITAL		13	5	28%	18
TPCA CLINICAL LABORATORIES		15	3	17%	18
MOORINGS PARK OAKSTONE AT GREY OAKS		17	1	6%	18
PINES NURSING HOME		17	1	6%	18
OAKMONTE VILLAGE		17	1	6%	18
MADISON CORE LABORATORIES		17	1	6%	18
TOTAL ACCESS URGENT CARE			18	100%	18
WEISS PEDIATRIC CARE LLC		14	4	22%	18

# COVID-19: testing by laboratory

Data through Jan 12, 2021 verified as of Jan 13, 2021 at 09:25 AM

Data in this report are provisional and subject to change.

The numbers in the table below represent the number of Florida and non-Florida residents for whom test results were received by the Department of Health. A person can be tested by more than one laboratory and can have both positive and negative results. **Therefore, the sum of the numbers in each column will be larger than the total number of people tested.**

Reporting lab	Inconclusive	Negative	Positive	Percent positive	Total
SAN CARLOS PHARMACY		17	1	6%	18
MARATHON HEALTH FOR LIFE		16	2	11%	18
CLERMONT ADVENTHEALTH CENTRA CARE			18	100%	18
NICEVILLE URGENT CARE			18	100%	18
STUART REHABILITATION AND HEALTHCARE		5	13	72%	18
CARESPOT		1	17	94%	18
HARBOUR ISLAND PEDIATRICS		12	6	33%	18
MARION COUNTY HEALTH DEPARTMENT		17	1	6%	18
LODGE HEALTH AND REHABILITATION CENTER, THE		17	1	6%	18
ASURANCE SCIENTIFIC LABORATORIES		18			18
DAVID LAWRENCE CENTER		15	3	17%	18
DCH REGIONAL MEDICAL CENTER LABORATORY		17	1	6%	18
TOTAL RENAL LABORATORIES INC		13	5	28%	18
CARESPOT OF NOCATEE			18	100%	18
TIMBERLANE LODGE ALF	1	10	7	39%	18
ARTHREX MEDICAL CENTER		10	8	44%	18
BROOKDALE PHILLIPPI CREEK			18	100%	18
JACKSON NORTH MEDICAL CENTER		2	16	89%	18
PRIMECARE OF DOTHAN-DALEVILLE CLINIC		14	4	22%	18
FORT SANDERS REGIONAL LABORATORY		18			18
ASSISTED LIVING OF BROWARD		18			18
LAKE PLACID HEALTH AND REHABILITATION			18	100%	18
FLORIDA COMMUNITY HEALTH CENTER OF ST. LUCIE		1	17	94%	18
ESTATES MEDICAL CENTER		12	6	33%	18
GOOD SAMARITAN SOCIETY OF DAYTONA		16	2	11%	18
UNION CHD		16	2	11%	18
HARTFORD HOSPITAL ANCILLARY LAB		17	1	6%	18
KIVA AT CANTERBURY			17	100%	17
THE TRADITION OF THE PALM BEACHES		17			17
CAPE CORAL HOSPITAL ABG LABORATORY		10	7	41%	17
RAINBOW PEDIATRIC CENTER PA		13	4	24%	17
UM MILLER SCHOOL OF MEDICINE			17	100%	17
URGENT CARE WEST CLINIC		14	3	18%	17
BAHIA OAKS LODGE		16	1	6%	17
FLORIDA DEPARTMENT OF HEALTH IN WALTON COUNTY		13	4	24%	17
BAYCARE MEDICAL GROUP INC			17	100%	17
NATIONAL MENTOR HEALTHCARE LLC			17	100%	17
CARDIOLOGY AND MEDICINE ASSOCIATES INC		17			17
ST ELIZABETH MEDICAL CENTER LABORATORY		16	1	6%	17
JUPITER MEDICAL CENTER			17	100%	17
ST. JUDES LABORATORIES		12	5	29%	17
GULFSIDE HOSPICE INC		14	3	18%	17
SOUTHCAM LABORATORY		2	15	88%	17
ROSLYN URGENT CARE		17			17
ASCENSION ST VINCENT'S PRIMARY CARE			17	100%	17
URGENT CARE AT LONGWOOD			17	100%	17
VITAS HEALTHCARE CORPORATION		17			17

# COVID-19: testing by laboratory

Data through Jan 12, 2021 verified as of Jan 13, 2021 at 09:25 AM

Data in this report are provisional and subject to change.

The numbers in the table below represent the number of Florida and non-Florida residents for whom test results were received by the Department of Health. A person can be tested by more than one laboratory and can have both positive and negative results. **Therefore, the sum of the numbers in each column will be larger than the total number of people tested.**

Reporting lab	Inconclusive	Negative	Positive	Percent positive	Total
MICHELLE S PAGE MD PA		17			17
HEALTHCARE NOW			17	100%	17
WINTER PARK FAMILY PRACTICE LLC		17			17
WIREGRASS CLINIC LLC		14	3	18%	17
PENNSYLVANIA DEPARTMENT OF HEALTH BUREAU OF LABORATORIES			17	100%	17
ADVENT HEALTH CENTRA CARE - LAKE BUENA VISTA			17	100%	17
NEW YORK PRESBYTERIAN - ALLEN HOSPITAL		17			17
Salerno Bay Health & Rehabilitation Center		13	4	24%	17
WALGREENS COVID-19		14	3	18%	17
CONSOLIDATED LAB SERVICES		8	9	53%	17
MICHIGAN DEPARTMENT OF HEALTH AND HUMAN SERVICES			17	100%	17
EASTERN SHORE URGENT CARE		9	8	47%	17
COAST MED URGENT CARE		16	1	6%	17
TENNESSEE DEPARTMENT OF HEALTH		13	4	24%	17
THE CANOPY AT HARPER LAKE	1		16	94%	17
PANCARE HEALTH - BAY COUNTY - YOUNGSTOWN		15	2	12%	17
LONG TERM CARE OF JAY, LLC			17	100%	17
HOWARD BEACH URGENT CARE		17			17
ALL PEDIATRIC CARE			17	100%	17
MID-FLORIDA PATHOLOGY, LLC		12	5	29%	17
RESOLVE MOLECULAR DIAGNOSTICS		13	4	24%	17
WALGREEN EASTERN CO, INC		17			17
UVMC MICROBIOLOGY		16	1	6%	17
PREMIER COMMUNITY HEALTHCARE GROUP INC		15	1	6%	16
BIOREFERENCE LABORATORIES INC		3	13	81%	16
HUNT CLUB MEDICAL		12	4	25%	16
BRIDGEWAY HEALTH CLINICS INC			16	100%	16
DARDEN WELLNESS CENTER		13	3	19%	16
TIFFANY LAKE CARE CENTERS INC		16			16
DEPT OF VA MEDICAL CENTER - BAY PINES			16	100%	16
BONIFAY NURSING AND REHABILITATION CENTER			16	100%	16
GROWING TOGETHER PEDIATRICS, LLC		12	4	25%	16
ROADS PEDIATRICS,LLC		14	2	13%	16
BARNETT PARK			16	100%	16
URGENT CARE CLINIC OF LINCOLN		14	2	13%	16
PRO HEALTH FAMILY PHYSICIANS, NYSTROM		16			16
CRUCIAL CARE		10	6	38%	16
KEYSTYLE LIVING LLC	1	15			16
ERIC C MARSHAL MD, PC DBA MINUTECLINIC		15	1	6%	16
ST CATHERINE OF SIENA HOSPITAL		14	2	13%	16
DALE MEDICAL CENTER		11	5	31%	16
MERCY MEDICAL URGENT CARE CENTER INC		3	13	81%	16
COOPER HEALTHCARE		16			16
MAGNOLIA PEDIATRICS		2	14	88%	16
MILLENNIUM PHYSICIAN GRP LLC NAPLES PINE RIDGE			16	100%	16
SRMC AVALON		9	7	44%	16
OKEECHOBEE HEALTHCARE FACILITY			16	100%	16



# COVID-19: testing by laboratory

Data through Jan 12, 2021 verified as of Jan 13, 2021 at 09:25 AM

Data in this report are provisional and subject to change.

The numbers in the table below represent the number of Florida and non-Florida residents for whom test results were received by the Department of Health. A person can be tested by more than one laboratory and can have both positive and negative results. **Therefore, the sum of the numbers in each column will be larger than the total number of people tested.**

Reporting lab	Inconclusive	Negative	Positive	Percent positive	Total
XERA MED RESEARCH			16	100%	16
EXPRESS DOCS LLC			16	100%	16
JOSEPH MIGNOGNA		13	3	19%	16
CAREHERE- LCS LEESBURG			16	100%	16
HEALTH MED CENTERS		16			16
INTERNAL MEDICINE ASSOCIATES & SPECIALTIES INC		15	1	6%	16
HEALTH CENTRAL HOSPITAL			16	100%	16
HORIZON ALF		15	1	6%	16
MORRIS PARK URGENT CARE		13	3	19%	16
COMMONWEALTH OF MASSACHUSETTS			16	100%	16
MEDEXPRESS URGENT CARE LEWISBURG		15	1	6%	16
ALL FLORIDA FAMILY & SPORTS MEDICINE		15	1	6%	16
FAST TRACK URGENT CARE CENTER - TYRONE			16	100%	16
REGENEXX TAMPA BAY		14	2	13%	16
MD NOW MEDICAL CENTERS INC			16	100%	16
PINELLAS INTERNAL MEDICINE ASSOCIATES		15	1	6%	16
BAY STREET PHARMACY		16			16
MD BEAUTY LABS, PA		15	1	6%	16
SOUTH CAROLINA DEPT OF HEALTH AND ENVIRONMENT CONTROL		2	13	87%	15
ADVENT HEALTH - ZEPHYRHILLS			15	100%	15
MD PLUS URGENT CARE, LLC			15	100%	15
PROFESSIONAL PARK PEDIATRICS PA			15	100%	15
AURORA DIAGNOSTICS		3	12	80%	15
OLIVE BRANCH HEALTH AND REHABILITATION CENTER			15	100%	15
HAZELDEN FLORIDA		15			15
ADIRONDACK MEDICAL CENTER		15			15
Baldwin Pediatrix		13	2	13%	15
GLEN OAKS URGENT CARE		15			15
JESSIE TRICE COMMUNITY HEALTH SYSTEM, INC		1	14	93%	15
AMELIA ASSISTED LIVING FACILITY		15			15
HODGES CLUSTER		2	13	87%	15
HOLLEY-NAVARRE MEDICAL CLINIC		5	10	67%	15
REGENCY SQUARE MALL - SEARS		2	13	87%	15
SINAI HOSPITAL OF BALTIMORE		15			15
ROWLETT MIDDLE ACADEMY		13	2	13%	15
SPEARHEAD MEDICAL			15	100%	15
DIATHERIX		13	2	13%	15
TOTTENVILLE CIRCLE URGENT CARE		15			15
STEWART MELBOURNE HOSPITAL			15	100%	15
BROOKDALE BRANDON	1	14			15
DEPT OF VA MED CENTE-WEST PALM BEACH			15	100%	15
MILTON 4707		15			15
WELLINGTON FAMILY PRACTICE		13	2	13%	15
BROOKDALE ST AUGUSTINE			15	100%	15
MORNINGSIDE MANOR & VILLA ADULT CARE C		15			15
49D2045214PHYSICIAN OFFICE WAIVER MEDEXPRESS URGENT CARE - HARRISONBU		6	9	60%	15
FAMILY CARE CENTER OF ARLINGTON		10	5	33%	15

# COVID-19: testing by laboratory

Data through Jan 12, 2021 verified as of Jan 13, 2021 at 09:25 AM

Data in this report are provisional and subject to change.

The numbers in the table below represent the number of Florida and non-Florida residents for whom test results were received by the Department of Health. A person can be tested by more than one laboratory and can have both positive and negative results. **Therefore, the sum of the numbers in each column will be larger than the total number of people tested.**

Reporting lab	Inconclusive	Negative	Positive	Percent positive	Total
EXPRESS FAMILY CARE LLC			15	100%	15
BUREAU OF PUBLIC HEALTH		1	14	93%	15
MINUTECLINIC DIAGNOSTIC OF MICHIGAN		14	1	7%	15
UAH STUDENT HEALTH CENTER		10	5	33%	15
ST VINCENT'S EAST		14	1	7%	15
SHELBY BAPTIST MEDICAL CENTER		10	5	33%	15
Z UROLOGY		15			15
SURFSIDE URGENT CARE		9	6	40%	15
EASTLAKE PEDIATRICS - TRINITY		15			15
HELIX DIAGNOSTICS			15	100%	15
LIGHTHOUSE PEDIATRICS OF NAPLES		11	4	27%	15
NEWYORK-PRESBYTERIAN/ LAWRENCE HOSPITAL LABORATORY		13	2	13%	15
OCOOE PEDIATRICS		12	3	20%	15
ORLANDO HEALTH		2	13	87%	15
TELEVISIT MALABAR PEDIATRICS		5	10	67%	15
NOVANT HEALTH GOHEALTH URGENT CARE-HARRISBURG		8	7	47%	15
WALGREENS #10373		15			15
MEADOWCREST MOLECULAR DIAGNOSTICS, LLC			15	100%	15
Sovereign Laboratory Services, LLC		14	1	7%	15
KEY WEST MEDICAL CENTER	1	14			15
HALIFAX HEALTH URGENT CARE		2	13	87%	15
TBI RESIDENTIAL SERVICES, INC.		15			15
ASTORIA HEALTH AND REHABILITATION CENTER		13	1	7%	14
WILLISTON PEDIATRICS PA		5	9	64%	14
HEALTHFIRST ADVENT HEALTH CENTRA CARE COCOA BEACH			14	100%	14
FLORIDA HOSPITAL WINTER GARDEN		13	1	7%	14
NEW YORK METHODIST HOSPITAL		13	1	7%	14
M&V SAN JOSE MEDICAL CENTER			14	100%	14
MEDEXPRESS URGENT CARE, MOON TOWNSHIP		13	1	7%	14
PRATTVILLE BAPTIST HOSPITAL		11	3	21%	14
BAPTIST MEDICAL CENTER EAST		11	3	21%	14
Belleair Healthcare Center		8	6	43%	14
OSCEOLA ALF OPERATOR, LLC DBA□		14			14
BENTON HOUSE OF PORT ORANGE		8	6	43%	14
FLORIDA ENDOSCOPY & SURGERY CTR LLC		14			14
STATEN ISLAND UNIVERSITY HOSPITAL		13	1	7%	14
BVL PEDIATRICS		14			14
COLLEGE POINT URGENT CARE		12	2	14%	14
GRACE MEDICAL HOME		12	2	14%	14
CLEVELAND CLINIC			14	100%	14
GARDENS HEALTH NH LLC		14			14
NORTHWESTERN MEMORIAL HOSPITAL			14	100%	14
SIGNATURE HEALTHCARE OF ORANGE PARK		14			14
GRAND VILLA OF ST. PETERSBURG		12	2	14%	14
WINSHIPS PHARMACY INC		14			14
ROBERT H JENKINS JR VETERANS' DOMICILIARY HOME OF		11	3	21%	14
ST JOSEPH HOSPITAL		13	1	7%	14

# COVID-19: testing by laboratory

Data through Jan 12, 2021 verified as of Jan 13, 2021 at 09:25 AM

Data in this report are provisional and subject to change.

The numbers in the table below represent the number of Florida and non-Florida residents for whom test results were received by the Department of Health. A person can be tested by more than one laboratory and can have both positive and negative results. **Therefore, the sum of the numbers in each column will be larger than the total number of people tested.**

Reporting lab	Inconclusive	Negative	Positive	Percent positive	Total
ROBERT WOOD JOHNSON UNIVERSITY HOSP		12	2	14%	14
PATHLINE			14	100%	14
ADVANCED URGENT CARE		12	2	14%	14
MEDEMERGE		13	1	7%	14
MULBERRY'S MOBILE PROVIDER SERVICES LLC			14	100%	14
BOCA SIMON		2	12	86%	14
Wesley Place on Honeysuckle		12	2	14%	14
MINUTECLINIC DIAGNOSTIC OF TN PC #378		13	1	7%	14
FUNGAL REFERENCE LABORATORY		12	2	14%	14
MONROE COUNTY DETENTION CENTER			14	100%	14
ALAN L MELOTEK MD		14			14
Consulate Health Care of Jacksonville			14	100%	14
BIO-TECH CLINICAL LABORATORIES INC		14			14
MINUTECLINIC DIAGNOSTIC OF ILLINOIS L		12	2	14%	14
AUBURN COMMUNITY HOSPITAL		12	2	14%	14
SOUTHEASTERN UNIVERSITY INC		14			14
CHILDRENS MEDICAL CENTER			14	100%	14
EPIPHANY HEALTH		8	6	43%	14
CHARLOTTE CHD PORT CHARLOTTE		11	3	21%	14
VALLEY IMMEDIATE CARE		12	2	14%	14
CVS MINUTE CLINIC DIAGNOSTIC OF NORTH CAROL		12	2	14%	14
FAMILY AND INTERNAL MEDICINE AT AVALON PARK		12	2	14%	14
PANAMA CITY VITAS HOSPICE		14			14
OCEANSIDE URGENT CARE		14			14
FORT CAROLINE GARDENS, INC		12	2	14%	14
MASSACHUSETTS GENERAL HOSPITAL		1	13	93%	14
PROMEDICA LABORATORIES		11	3	21%	14
POLK CHD BARTOW		13	1	7%	14
81ST MEDICAL GROUP			13	100%	13
CAREATC			13	100%	13
MONTEFIORE ST LUKE'S CORNWALL HOSPITAL		10	3	23%	13
CVS MINUTE CLINIC DIAGNOSTIC OF TEXAS LLC		10	3	23%	13
HUDSON VALLEY HOSPITAL CENTER LABORATORY		12	1	8%	13
SOUTHEAST FAMILY HEALTHCARE CENTER			13	100%	13
MINUTECLINIC DIAGNOSTIC OF RHODE ISLAND, LLC #590		12	1	8%	13
ROCKLEDGE		3	10	77%	13
ARCPOINT LABS OF WEST PALM BEACH			13	100%	13
FORT WALTON BEACH DEVELOPMENTAL CENTER		12	1	8%	13
BROOKLYN HOSPITAL CENTER DOWNTOWN CAMPUS		13			13
ESCAMBIA COMMUNITY CLINIC		2	11	85%	13
UC HEALTH UNIVERSITY HOSPITAL		11	2	15%	13
LUCID DIAGNOSTICS LABS			13	100%	13
JOSEPH SCHENKER MD PC DBA CENTERS URGENT		11	2	15%	13
TRINITY MEDICAL ASSOCIATES LLC			13	100%	13
CORE LABORATORY		1	12	92%	13
UR CARE FAMILY AND SPORTS MEDICINE			13	100%	13
OPIS ISLAND LAKE CENTER		13			13

# COVID-19: testing by laboratory

Data through Jan 12, 2021 verified as of Jan 13, 2021 at 09:25 AM

Data in this report are provisional and subject to change.

The numbers in the table below represent the number of Florida and non-Florida residents for whom test results were received by the Department of Health. A person can be tested by more than one laboratory and can have both positive and negative results. **Therefore, the sum of the numbers in each column will be larger than the total number of people tested.**

Reporting lab	Inconclusive	Negative	Positive	Percent positive	Total
BROOKDALE MANDARIN CENTRAL			13	100%	13
BAYA URGENT CARE LLC		1	12	92%	13
IN-OFFICE LAB		12	1	8%	13
MINUTECLINIC DIAGNOSTIC OF NORTH CAROLINA		13			13
DYNAMIC DNA LAB		1	12	92%	13
Bon Secours Maria Manor		9	4	31%	13
JUST FOR KIDS PEDIATRICS		5	8	62%	13
CLINICAL LABORATORY SERVICES			13	100%	13
UNIVERSITY HOSPITAL UC HEALTH		9	4	31%	13
CENTER ONE SURGERY CENTER		9	4	31%	13
Cross Care Center			13	100%	13
SUNSHINE ASSISTED LIVING		13			13
BETHESDA HEALTH PHYSICIAN GROUP INC			13	100%	13
GERALD J KIVETT MD		13			13
HOLIDAY MEDICAL ASSOCIATES		1	12	92%	13
UNIVERSITY LAB			13	100%	13
KRYSTAL BAY NURSING AND REHABILITATION		10	3	23%	13
ADVENTHEALTH MEDICAL GROUP FAMILY & INTERNAL		7	6	46%	13
SONATA BOYNTON BEACH		12	1	8%	13
FLORIDA STATE HOSPITAL			13	100%	13
BASSETTI & ASSOCIATES, MD, PA			13	100%	13
ALBIBI		1	12	92%	13
SOUTH NASSAU COMMUNITIES HOSPITAL		10	3	23%	13
PARKWEST MEDICAL CENTER		11	2	15%	13
ODYSSEY HEALTHCARE OF MARION COUNTY, LLC		13			13
RAINBOW PEDIATRICS			13	100%	13
EAR NOSE & THROAT ASSOCIATES OF MANATEE PA		13			13
MACKOUL PEDIATRICS FORT MYERS			13	100%	13
BROOKDALE DELAND			13	100%	13
SPRINGWOOD COURT		8	5	38%	13
REGENCY OAKS HEALTH CENTER		11	2	15%	13
BLISS HEALTHCARE SERVICES		2	11	85%	13
SHELBY COUNTY HEALTH CARE CORPORATION		10	3	23%	13
RIVERSIDE COTTAGES AT THE SHORES, LLC			13	100%	13
VILLA OF KINGS AND QUEENS OF DELRAY		13			13
BAPTIST MEMORIAL HEALTH CARE		11	2	15%	13
WELLMED AT LAKE COPELAND		7	6	46%	13
PHELPS HOSPITAL LABORATORY		11	2	15%	13
Sunnyside Care Center		13			13
ORANGE REGIONAL MEDICAL CENTER LABORATORY		10	3	23%	13
MERCY MEDICAL CENTER		5	7	58%	12
LAB UNKNOWN		1	11	92%	12
TLC FAMILY CARE HOME INC		12			12
BLOUNT MEMORIAL HOSPITAL		11	1	8%	12
WORLD WRESTLING ENTERTAINMENT			12	100%	12
MAITLAND PRIMARY CARE		9	3	25%	12
Clearwater Center		7	5	42%	12

# COVID-19: testing by laboratory

Data through Jan 12, 2021 verified as of Jan 13, 2021 at 09:25 AM

Data in this report are provisional and subject to change.

The numbers in the table below represent the number of Florida and non-Florida residents for whom test results were received by the Department of Health. A person can be tested by more than one laboratory and can have both positive and negative results. **Therefore, the sum of the numbers in each column will be larger than the total number of people tested.**

Reporting lab	Inconclusive	Negative	Positive	Percent positive	Total
PANCARE HEALTH - WEWA ELEMENTARY			12	100%	12
FHCP-PORT ORANGE		3	9	75%	12
Lady Lake Specialty Care			12	100%	12
MAINSTREET FAMILY SELECT		1	11	92%	12
WOODHOUSE INC		12			12
AVOW HOSPICE INC		12			12
SUMMIT ATLANTIC SURGERY CENTER		12			12
WALGREEN		4	8	67%	12
PRIMARY CARE MEDICINE	1	10	1	8%	12
MARQUES PEDIATRICS			12	100%	12
MINUTE CLINIC DIAGNOSTIC OF VIRGINIA		9	3	25%	12
INNOVATIVE RESEARCH OF WEST FLORIDA		9	3	25%	12
FLORIDA ATLANTIC UNIVERSITY		10	2	17%	12
MINUTECLINIC DIAGNOSTIC OF HAWAII LLC		11	1	8%	12
LONG ISLAND JEWISH VALLEY STREAM		12			12
FLORIDA DEPARTMENT OF HEALTH IN HILLSBOROUGH COUNTY			12	100%	12
FLORIDA DEPT OF HEALTH		4	8	67%	12
LEON CHD		12			12
Citymd Of Lacey		11	1	8%	12
NAPLES GREEN VILLAGE		12			12
MINUTECLINIC DIAGNOSTIC PA		11	1	8%	12
COMPREHENSIVE CHILDCARE ASSOCIATES		8	4	33%	12
ADVENT HEALTH - KISSIMMEE		3	9	75%	12
MINUTECLINIC MINUTECLINIC #8746		12			12
MEDEXPRESS URGENT CARE - ROBINSON TWP, STEUBENVILLE PIKE		11	1	8%	12
FLUSHING HOSPITAL MEDICAL CENTER		9	3	25%	12
TNC WALK IN CLINIC		9	3	25%	12
VPA PC LAB		12			12
ROCKLAND URGENT CARE FAMILY HEALTH NP		12			12
SUWANNEE COUNTY JAIL		11	1	8%	12
OCALA OAKS REHABILITATION CENTER		7	5	42%	12
MINUTE CLINIC DIAGNOSTIC OF NEW JERSEY		12			12
MINUTECLINIC, LLC, DBA MINUTECLINIC #5		10	2	17%	12
GLEN OAKS HEALTH AND REHABILITATION CENTER			12	100%	12
MELBOURNE FAMILY PRACTICE		11	1	8%	12
ALWAYS BEST CARE SENIOR SERVICES		10	2	17%	12
NORTHWEST FLORIDA SLEEP			12	100%	12
ISLAND LAKE CENTER		4	8	67%	12
FAMILY CARE			12	100%	12
BAY BREEZE HEALTH AND REHABILITATION CENTER		6	6	50%	12
ST PETERSBURG PEDIATRICS-MLK JUNIOR BLVD		10	2	17%	12
BROWARD DIALYSIS			12	100%	12
IMA MEDICAL CENTER		4	8	67%	12
BEST MEDICAL CENTER		8	4	33%	12
WACO HHSSURGEWACO	1	10	1	8%	12
LIFE CARE OF PORT SAINT LUCIE		3	9	75%	12
GENTIVA HEALTH SERVICES		11	1	8%	12



# COVID-19: testing by laboratory

Data through Jan 12, 2021 verified as of Jan 13, 2021 at 09:25 AM

Data in this report are provisional and subject to change.

The numbers in the table below represent the number of Florida and non-Florida residents for whom test results were received by the Department of Health. A person can be tested by more than one laboratory and can have both positive and negative results. **Therefore, the sum of the numbers in each column will be larger than the total number of people tested.**

Reporting lab	Inconclusive	Negative	Positive	Percent positive	Total
ST PETER'S UNIVERSITY HOSPITAL		9	3	25%	12
STEWART MELBOURNE HOSPITAL, INC	1		11	92%	12
MCWHORTER SCHOOL OF PHARMACY		12			12
MINUTECLINIC, LLC, DBA MINUTECLINIC #2544		11	1	8%	12
CAREHERE LAKE SCHOOLS EMPLOYEE HEALTH CENTER		6	6	50%	12
APPLE DIAGNOSTICS LAB		5	7	58%	12
MINUTECLINIC #8699		9	3	25%	12
SILVER LAKE PEDIATRICS PA		10	2	17%	12
MERIDIAN AT WATERWAYS, THE		10	2	17%	12
IREPERTOIRE_MOL_LAB		12			12
BARTON FAMILY PRACTICE		7	5	42%	12
BRYAN WHITFIELD MEMORIAL HOSPITAL		8	4	33%	12
WAKULLA COUNTY HEALTH DEPARTMENT		5	7	58%	12
MINUTECLINIC DIAGNOSTICS MEDICAL GROUP		12			12
GRAND VILLA OF DELAND		9	3	25%	12
ST CLOUD MEDICAL GROUP		10	2	17%	12
MINUTECLINIC DIAGNOSTIC OF PENNSYLVANI		12			12
VERITAS RESEARCH CORP			12	100%	12
MINUTECLINIC, LLC		10	2	17%	12
MI2297090CV HOLLAND-23D2189684		12			12
ACADIAN DIAGNOSTIC LABORATORIES		8	4	33%	12
UNIVERSITY CENTRA CARE		10	1	9%	11
EAR NOSE AND THROAT ASSOCIATES OF MANATEE, P.A.		8	3	27%	11
BELLEVUE HOSPITAL CENTER DEPARTMENT		11			11
ANYLABTESTNOW			11	100%	11
CARE FAST MURABELLA		7	4	36%	11
WELLMED AT PLANT CITY		7	4	36%	11
ALCOVE ASSISTED LIVING FACILITY		11			11
TELEVISIT PALM BAY FAMILY PRACTICE		9	2	18%	11
JENNIFER J CHIAVETTA-GRLSANTI DC		8	3	27%	11
DOCTORS MEDICAL CENTER OF WALTON COUNTY CLINIC			11	100%	11
MOUNT DORA PEDIATRICS		9	2	18%	11
HORIZON MEDICAL GROUP		9	2	18%	11
Lab MSMC Hialeah			11	100%	11
MHHS All Lab Subsection		11			11
WINTER PARK CARE AND REHABILITATION			11	100%	11
REDMED CLINIC OF ARLINGTON		10	1	9%	11
MI CASA DORADA ASSISTED LIVING FACILIT		11			11
AIM LABORATORIES			11	100%	11
PBSO WEST PALM FAMILY PRACTICE		1	10	91%	11
LAKELAND HILLS CENTER		4	7	64%	11
CARINGTON MANOR		11			11
PRO HEALTH			11	100%	11
THE TERRACE OF SAINT CLOUD		9	2	18%	11
NORTHERN WESTCHESTER HOSPITAL LABORATORY		9	2	18%	11
UNIV OF NORTH ALABAMA HEALTH CENTER		11			11
PROHEALTH CARE ASSOCIATES MOBILE		9	2	18%	11

# COVID-19: testing by laboratory

Data through Jan 12, 2021 verified as of Jan 13, 2021 at 09:25 AM

Data in this report are provisional and subject to change.

The numbers in the table below represent the number of Florida and non-Florida residents for whom test results were received by the Department of Health. A person can be tested by more than one laboratory and can have both positive and negative results. **Therefore, the sum of the numbers in each column will be larger than the total number of people tested.**

Reporting lab	Inconclusive	Negative	Positive	Percent positive	Total
TREASURE COAST URGENT CARE			11	100%	11
BHA CENTRAL COUNTY CLINIC		1	10	91%	11
FIRST CHOICE PEDIATRICS INC		10	1	9%	11
DMH STEINHATCHEE FAMILY MEDICINE		8	3	27%	11
VIRTUA WEST JERSEY HOSPITAL VOORHEES		9	2	18%	11
St. Annes Nursing Center, St. Annes Residence, Inc.		11			11
SIGMUND LABS LLC		11			11
COMMUNITY HEALTH OF SOUTH FLORIDA INC			11	100%	11
BAPTIST PRIMARY CARE PONTE VEDRA		6	5	45%	11
DESOTO HEALTH AND REHAB LLC		7	4	36%	11
FAMILY PRACTICE ON THE GO		6	5	45%	11
HIALEAH HOSPITAL RESPIRATORY DEPT			11	100%	11
NIGHT LITE PEDIATRICS CENTER, LLC		1	10	91%	11
CLEVELAND CLINIC FLORIDA		1	10	91%	11
PRIMECARE ACQUISITION FAMILY PRACTICE INC		11			11
WANTAGH URGENT CARE		8	3	27%	11
COLORADO DEPARTMENT OF PUBLIC HEALTH AND ENVIRONMENT			11	100%	11
ACCESS MEDICAL CENTER			11	100%	11
URGENT TEAM		8	3	27%	11
INN AT LAKE SEMINOLE SQUARE, THE		11			11
QUOTIENT SCIENCES LABS LLC			11	100%	11
Jupiter Medical Center Pavilion		10	1	9%	11
MORTON PLANT MEASE			11	100%	11
ADVENT HEALTH - DELTONA ER		1	10	91%	11
JFK MEDICAL CENTER NORTH LAB		1	10	91%	11
PALM BEACH PATHOLOGY		9	2	18%	11
PINELLAS COUNTY HEALTH DEPARTMENT		2	9	82%	11
ELITE HOME HEALTH SERVICES		11			11
ADVANCE URGENT CARE CENTER, LLC			11	100%	11
MEDEXPRESS URGENT CARE-ALTOONA		9	2	18%	11
BAYLOR GENETICS		6	5	45%	11
JOSEF SCHENKER MD PC		11			11
MINUTECLINIC DIAGNOSTIC OF NORTH CAROLINA PC		9	2	18%	11
STERLING HOUSE OF PUNTA GORDA		11			11
NORTH VISTA HOSPITAL LABORATORY		9	2	18%	11
LEHIGH VALLEY HOSPITAL		3	8	73%	11
LYSTER ACH FT RUCKER AL		10	1	9%	11
SEMORAN FAMILY HEALTH LLC		10	1	9%	11
INTERMOUNTAIN CENTRAL LAB		1	10	91%	11
FORT HAMILTON URGENT CARE		11			11
TROPICANA		5	6	55%	11
ARDEN COURTS OF PALM HARBOR			11	100%	11
UMHC/SYLVESTER AT KENDALL		1	10	91%	11
MEDICAL CENTER AFFILIATES WEST PALM			11	100%	11
WELLMED AT SOUTH PARSONS		8	2	20%	10
TENNESSEE DEPARTMENT OF HEALTH (TDH) - CENTRAL LABORATORY		2	8	80%	10
ATLAN		8	2	20%	10

# COVID-19: testing by laboratory

Data through Jan 12, 2021 verified as of Jan 13, 2021 at 09:25 AM

Data in this report are provisional and subject to change.

The numbers in the table below represent the number of Florida and non-Florida residents for whom test results were received by the Department of Health. A person can be tested by more than one laboratory and can have both positive and negative results. **Therefore, the sum of the numbers in each column will be larger than the total number of people tested.**

Reporting lab	Inconclusive	Negative	Positive	Percent positive	Total
PANCARE HEALTH - VERNON ELEMENTARY			10	100%	10
DIEGO FALLON MD PA		6	4	40%	10
SAMARITAN MEDICAL CENTER		10			10
CLEARWATER EMPLOYEE HEALTH CLINIC		4	6	60%	10
BROWARD HEALTH CARE			10	100%	10
EMERALD COAST PEDIATRICS			10	100%	10
CARENOW URGENT CARE - EAST NASHVILLE		8	2	20%	10
MEDEXPRESS URGENT CARE - TIMBERLAKE		10			10
NORTHWEST FLORIDA ENT, PA		4	6	60%	10
HOLMES COUNTY HEALTH DEPARTMENT		4	6	60%	10
VASCONCELLO COHEN MD PA		9	1	10%	10
LAKE NONA MEDICAL SERVICES		3	7	70%	10
VITALANT		1	9	90%	10
BIOTECH CLINICAL LABORATORIES, INC.		1	9	90%	10
CORONA PATHOLOGY		10			10
LAKEWOOD RANCH MEDICAL CENTER CLINICAL LAB			10	100%	10
SENIOR HOME CARE INC		10			10
ARNOT OGDEN MEDICAL CENTER LABORATORY		10			10
COMMUNITY HEALTH CENTER		2	8	80%	10
MEDEXPRESS URGENT CARE - SEMINOLE SQUAU		9	1	10%	10
CREATIVE TESTING SOLUTIONS		3	7	70%	10
MEYER PEDIATRICS CHTD		10			10
BROOKDALE PANAMA CITY		9	1	10%	10
OPTIMAL CARE PEDIATRICS			10	100%	10
BOCA RATON REGIONAL HOSPITAL LAB			10	100%	10
RAINBOW PEDIATRIC CENTER		2	8	80%	10
PREMIER LABORATORY SERVICES, LLC		5	5	50%	10
Maury Regional Hospital		6	4	40%	10
HCR MANORCARE		10			10
CARENOW URGENT CARE-BRENTWOOD		8	2	20%	10
METHODIST MEDICAL CENTER		7	3	30%	10
BEAUMONT LABORATORY			10	100%	10
OHIO STATE UNIVERSITY MEDICAL CENTER			10	100%	10
GADSDEN REGIONAL MEDICAL CENTER		10			10
NEW JERSEY DEPARTMENT OF HEALTH COMMUNICABLE DISEASE SERVICE		3	7	70%	10
ACE BIOMEDICAL LABS LLC			10	100%	10
Hialeah Nursing And Rehabilitation Center		6	4	40%	10
PBC PREMIER FAMILY HEALTH			10	100%	10
Hackensack Umc Mountainside		9	1	10%	10
SAVANNAH MANOR ASSISTED LIVING COMMUNITY			10	100%	10
ONEIDA HEALTHCARE CENTER		8	2	20%	10
APPALACHIAN REGIONAL HEALTHCARE SYSTEM		10			10
MEDICAL LABORATORY DIAGNOSTICS			10	100%	10
ADVENT HEALTH - WINTER HAVEN		6	4	40%	10
LAKE BALDWIN CBOC		9	1	10%	10
MINIMALLY INVASIVE VASCULAR INC		10			10
CBC LAB		3	7	70%	10

# COVID-19: testing by laboratory

Data through Jan 12, 2021 verified as of Jan 13, 2021 at 09:25 AM

Data in this report are provisional and subject to change.

The numbers in the table below represent the number of Florida and non-Florida residents for whom test results were received by the Department of Health. A person can be tested by more than one laboratory and can have both positive and negative results. **Therefore, the sum of the numbers in each column will be larger than the total number of people tested.**

Reporting lab	Inconclusive	Negative	Positive	Percent positive	Total
ISLAND COAST PEDIATRICS IN-HOUSE LAB		10			10
MEDEXPRESS URGENT CARE PARKERSBURG		8	2	20%	10
TEXAS DEPARTMENT OF STATE HEALTH SERVICES		2	8	80%	10
SOUTHEASTERN LABORATORY			10	100%	10
KIDSVILLE PEDIATRICS			10	100%	10
URGENT CARE CENTER AT PINNACLE		4	6	60%	10
AVANTE ST CLOUD		7	3	30%	10
AMBRY GENETICS CORPORATION		10			10
COVANCE CENTRAL LABORATORY			10	100%	10
ST PETERSBURG PEDIATRICS-SEMINOLE		8	2	20%	10
WATSON HEALTHCARE		7	3	30%	10
MEDEX REGIONAL LABORATORIES LLC		1	9	90%	10
VETERNANS ADMINISTRATION			10	100%	10
MINUTECLINIC DIAGNOSTIC OF MICHIGAN PC		10			10
OPTUMCARE SOUTH FLORIDA, LLC		7	3	30%	10
GENESIS		7	3	30%	10
EMERALD COAST HOSPICE - CRESTVIEW		10			10
NORTH OKALOOSA PHYSICIAN GROUP		10			10
URGENT FAMILY CARE INC		7	3	30%	10
ADVENT HEALTH MEDICAL GROUP- FAMILY MEDICINE AT DR. PHILIPS		6	4	40%	10
MEDEXPRESS URGENT CARE - WINCHESTER GATEWAY		7	2	22%	9
PARROTT MEDICAL CLINIC			9	100%	9
NATURE COAST REGIONAL MEDICAL CENTER			9	100%	9
LAKE NONA MEDICAL SERVICE LLC		9			9
LAKE COUNTY SCHOOLS EMPLOYEE HEALTH CENTER		4	5	56%	9
WOODLAND TOWERS		6	3	33%	9
SAMARITAN HOSPITAL LABORATORY		8	1	11%	9
CVS MINUTE CLINIC DIAGNOSTIC OF WISCONSIN		9			9
LAKEVIEW HEALTH SYSTEMS			9	100%	9
RIVERSIDE MEDICAL GROUP		8	1	11%	9
CORNER OAK ESTATE LLC		9			9
PRECISION GENETICS			9	100%	9
OMNI			9	100%	9
NURSING PLUS OF BROWARD LLC		1	8	89%	9
NAPHCARE, INC AT MANATEE COUNTY JAIL		9			9
FAMILY HEALTH CENTER			9	100%	9
PLYMOUTH HARBOR INCORPORATED		9			9
GCPM MANUAL MICROBIOLOGY		1	8	89%	9
ADVENT HEALTH CENTRA CARE - ORANGE LAKE		1	8	89%	9
MOLECULAR PATHOLOGY LABORATORY			9	100%	9
PRIMECARE AT PORT ORANGE			9	100%	9
ADVENTHEALTH MEDICAL GROUP		9			9
VILLAGE PLACE HEALTH AND REHAB		9			9
ANY LAB TEST NOW INC			9	100%	9
BAYFRONT HEALTH ST PETERSBURG		8	1	11%	9
MAINSTREET FAMILY CARE			9	100%	9
RICHMOND UNIVERSITY MEDICAL CENTER		7	2	22%	9

# COVID-19: testing by laboratory

Data through Jan 12, 2021 verified as of Jan 13, 2021 at 09:25 AM

Data in this report are provisional and subject to change.

The numbers in the table below represent the number of Florida and non-Florida residents for whom test results were received by the Department of Health. A person can be tested by more than one laboratory and can have both positive and negative results. **Therefore, the sum of the numbers in each column will be larger than the total number of people tested.**

Reporting lab	Inconclusive	Negative	Positive	Percent positive	Total
MICHIGAN DEPARTMENT OF COMMUNITY HEALTH		1	8	89%	9
AVALON FAMILY RESORT ASSISTED LIVING LLC		9			9
FAMILY MEDICINE AT HUNTERS CREEK		9			9
ST JOHNS COUNTY DETENTION CENTER		9			9
PRORENATA LABS		1	8	89%	9
CARENOW URGENT CARE-MT JULIET		8	1	11%	9
NORTHSHORE UNIVERSITY HEALTHSYSTEM EVANSTON HOSPITAL LAB			9	100%	9
MOSOLF PEDIATRICS			9	100%	9
NORTHBROOK CENTER FOR		8	1	11%	9
BAPTIST PRIMARY BLACK CREEK SOUTH			9	100%	9
STATEN ISLAND UNIVERSITY HOSPITAL SEGUINE AVE		9			9
BAYONET POINT HOSPITAL			9	100%	9
NORTHWEST FLORIDA COMMUNITY HOSPITAL LABORATORY		8	1	11%	9
AMERICAN HEALTH ASSOCIATES INC		1	8	89%	9
TOTAL CARE PLUS LLC			9	100%	9
MC DIAGNOSTIC OF CONNECTICUT, PC #775		8	1	11%	9
NEMOURS CHILDREN'S PRIMARY CARE VERO BEACH			9	100%	9
CHEMISYS LABORATORIES		1	8	89%	9
MIDMICHIGAN MEDICAL CENTER			9	100%	9
FIRST CHOICE PEDIATRICS WINTER SPRINGS		9			9
UNAVAILABLE/UNKNOWN/NO INFORMATION FOUND			9	100%	9
CHILDREN'S HEALTH CENTER INC.		7	2	22%	9
URGENT CARE USA LLC		1	8	89%	9
WADSWORTH CENTER - DAVID AXELROD INSTITUTE		8	1	11%	9
FLORIDA MEDICAL CLINIC - MULTI SPECIALTY CAMPUS		2	7	78%	9
St Joseph's Hospital & Medical Center		8	1	11%	9
MISSOURI DEPARTMENT OF HEALTH AND SENIOR SERVICES			9	100%	9
CERON PEDIATRICS & INTEGRATIVE MEDICIN		9			9
LPG PEDIATRICS AT PAGE FIELD		9			9
PATEL MEDICAL VENTURES		8	1	11%	9
TMH PHYSICIAN PARTNERS - MONTICELLO		8	1	11%	9
OUR HOME AT BEACON HILL			9	100%	9
MINUTE CLINIC LLC #1448		8	1	11%	9
AEGIS MEDICAL GROUP			9	100%	9
ADVENTHEALTH MEDICAL GROUP CARE CLINIC AT		7	2	22%	9
PEDIATRIC HEALTH CARE ALLIANCE			9	100%	9
FLORIDA PRESBYTERIAN HOMES INC		9			9
ROSS MEDICAL GROUP			9	100%	9
ILLINOIS DEPT OF PUBLIC HEALTH LAB - SPRINGFIELD			9	100%	9
Terrace of Jacksonville			9	100%	9
COASTAL FAMILY PRACTICE		6	3	33%	9
ACCESS PHARMACY		8			8
ELTINGVILLE CIRCLE URGENT CARE		8			8
MONTEFIORE MEDICAL CENTER LABORATORIES - WEILER		6	2	25%	8
AVENTURA HOSPITAL AND MEDICAL CENTER			8	100%	8
UNIVERSITY MEDICAL CENTER		8			8
ADVANCED DIAGNOSTIC LABORATORY		1	7	88%	8



# COVID-19: testing by laboratory

Data through Jan 12, 2021 verified as of Jan 13, 2021 at 09:25 AM

Data in this report are provisional and subject to change.

The numbers in the table below represent the number of Florida and non-Florida residents for whom test results were received by the Department of Health. A person can be tested by more than one laboratory and can have both positive and negative results. **Therefore, the sum of the numbers in each column will be larger than the total number of people tested.**

Reporting lab	Inconclusive	Negative	Positive	Percent positive	Total
BAYCARE MEDICAL GROUP INC			8	100%	8
WESTCHESTER GENERAL HOSPITAL BLOOD GAS LAB			8	100%	8
BARTON PARKER OD PC		8			8
CLEVELAND TENNESSEE HOSPITAL COMPANY		7	1	13%	8
ALACHUA COUNTY HEALTH DEPARTMENT		1	7	88%	8
BLOCK NATION CHASE		4	4	50%	8
LAKES DIALYSIS CENTER INC			8	100%	8
GENEUS DIAGNOSTICS			8	100%	8
THE MARY IMOGENE BASSETT HOSPITAL		8			8
ATLANTIC CONSOLIDATED LABORATORY		8			8
ASHRAF MEDICAL GROUP PLLC DBA PULSE M		7	1	13%	8
UTAH DEPARTMENT OF HEALTH			8	100%	8
BAPTIST HEALTH			8	100%	8
MINUTE CLINIC LLC #5733		8			8
SIDDH INC DBA SAN CARLOS PHARMACY		6	2	25%	8
LAKE CO EMPLOYEE HEALTH AND WELLNESS CENTER		7	1	13%	8
CONSULATE HEALTH CARE		7	1	13%	8
AVANTE AT MT DORA		6	2	25%	8
COLLIER BLVD HMA PHYSICIAN MANAGEMENT,, LLC			8	100%	8
X-GENE MOLECULAR LABS		1	7	88%	8
WILTON MANORS HEALTH & REHABILITATION CENTER			8	100%	8
HARBORCHASE OF DR PHILLIPS		7	1	13%	8
ADVENT HEALTH - FOUR CORNERS ER		8			8
CIAN DIAGNOSTICS			8	100%	8
WALK IN URGENT CARE			8	100%	8
CVS MINUTE CLINIC, LLC		6	2	25%	8
NIGHT OWL PEDIATRICS URGENT CARE			8	100%	8
MED LABS DIAGNOSTICS		5	3	38%	8
DOCTOR'S IN-HOUSE LAB/COMMUNITY HEALTH CENTERS OF PINELLAS - CLEARWATE			8	100%	8
WELLMED AT PORT ST LUCIE WEST		6	2	25%	8
HIGHLANDS URGENT CARE			8	100%	8
NOVALIFE MEDSPA			8	100%	8
BAYCARE HEALTH SYSTEMS, LLC			8	100%	8
FAMILY PRACTICE OF DAVIE INC			8	100%	8
GRAND VILLA OF ALTAMONTE SPRINGS		1	7	88%	8
COLLIER COUNTY HEALTH DEPT.		4	4	50%	8
URGENT TEAM MANAGEMENT OF TENNESSEE		7	1	13%	8
WELLIGENT		1	7	88%	8
INTERNAL MEDICINE ASSOCIATES OF JACKSON HOSPITAL			8	100%	8
MEDEXPRESS URGENT CARE-KATY		5	3	38%	8
MEDEXPRESS URGENT CARE - PANTOPS		7	1	13%	8
FLORIDA HOSPITAL PHYSICIAN GROUP		3	5	63%	8
URGENT CARE & FAMILY PRACTICE CENTER			8	100%	8
JX REF LAB			8	100%	8
ST CLOUD PHYSICIAN MANAGMENT LLC		7	1	13%	8
Sunset Lake Health and Rehabilitation Center		8			8
MEDEXPRESS URGENT CARE - BENTON HARBOR		8			8

# COVID-19: testing by laboratory

Data through Jan 12, 2021 verified as of Jan 13, 2021 at 09:25 AM

Data in this report are provisional and subject to change.

The numbers in the table below represent the number of Florida and non-Florida residents for whom test results were received by the Department of Health. A person can be tested by more than one laboratory and can have both positive and negative results. **Therefore, the sum of the numbers in each column will be larger than the total number of people tested.**

Reporting lab	Inconclusive	Negative	Positive	Percent positive	Total
ASSOCIATES MD CYPRESS CREEK			8	100%	8
GENE STREET LABORATORIES, LLC		6	2	25%	8
RED MOUNTAIN DIAGNOSTICS		8			8
MEADOWCREST FAMILY PHYSICIANS PA			8	100%	8
MEDEXPRESS URGENT CARE MONACA		8			8
ORMOND BEACH CENTRA CARE			8	100%	8
DOCTOR'S IN HOUSE LAB			8	100%	8
BAPTIST OUTPATIENT			8	100%	8
CVS PHARMACY NO 274		8			8
ROBERT WOOD JOHNSON HOSPITAL		7	1	13%	8
PENSACOLA CLUSTER			8	100%	8
WHITE SANDS OUTPATIENT SERVICES (WSOP SERVICES LLC)		8			8
PASSPORT HEALTH OF TAMPA BAY		8			8
EMERGENCY MEDICAL CENTER		3	5	63%	8
SPANISH RIVER HIGH SCHOOL ESE		5	3	38%	8
MEDEXPRESS URGENT CARE - WASHINGTON		6	2	25%	8
CONCORD LIFE SCIENCES LLC		1	7	88%	8
FOUNTAINVIEW BY FIVE STAR QUALITY CARE		7	1	13%	8
PERSONAL PEDIATRICS PA		6	2	25%	8
EXECUTIVE MEDICAL SERVICES		8			8
CHILDREN'S HEALTHCARE OF ATLANTA/EGLESTON		8			8
LIFE CARE CITRUS COUNTY			8	100%	8
MINUTECLINIC DIAGNOSTIC OF LOUISIANA		7	1	13%	8
MONTEFIORE MEDICAL CENTER LABORATORIES - NORTH		8			8
BEAUMONT EMERGENCY CENTER			8	100%	8
GOLISANO CHILDREN'S HOSPITAL OF SOUTHWEST FLORIDA		6	2	25%	8
OHIO CVS STORES, LLC DBA		8			8
JOHNS HOPKINS MEDICAL LABORATORIES		1	7	88%	8
NATIONAL GENETICS INST LABCORP		3	5	63%	8
DOH-TAMPA BRANCH LABORATORY (MLK BLVD)		4	4	50%	8
MEDEXPRESS URGENT CARE - CHRISTIANBURG		7	1	13%	8
THE VILLAGES HEALTH		5	3	38%	8
CARROLL GARDENS URGENT CARE		8			8
MONROE COUNTY HOSPITAL		6	2	25%	8
MEDEXPRESS URGENT CARE - LAFAYETTE		7	1	13%	8
ORLANDO HEALTH PHYSICIAN ASSOCIATES		4	4	50%	8
HOLY NAME MEDICAL CENTER	1	6	1	13%	8
CARENOW URGENT CARE-WEST END		6	2	25%	8
MEDEXPRESS URGENT CARE - MONROE		8			8
MID-HUDSON VALLEY DIVISION OF WESTCHESTER MEDICAL		8			8
CVS MINUTE CLINIC DIAGNOSTIC MED GRP OF CA		8			8
SYLVESTER AT PLANTATION LABORATORY		7	1	13%	8
HUNTINGTON VILLAGE URGENT CARE		8			8
ST. JOSEPH HOSPITAL AND HEALTH CARE INC.			8	100%	8
MINUTECLINIC DIAGNOSTIC OF TN PC #566		7	1	13%	8
GULF COAST MEDICAL GROUP		2	6	75%	8
Manor Care of Dunedin		6	2	25%	8

# COVID-19: testing by laboratory

Data through Jan 12, 2021 verified as of Jan 13, 2021 at 09:25 AM

Data in this report are provisional and subject to change.

The numbers in the table below represent the number of Florida and non-Florida residents for whom test results were received by the Department of Health. A person can be tested by more than one laboratory and can have both positive and negative results. **Therefore, the sum of the numbers in each column will be larger than the total number of people tested.**

Reporting lab	Inconclusive	Negative	Positive	Percent positive	Total
PALM BEACH COUNTY HEALTH DEPARTMENT LABORATORY			8	100%	8
ALLINA HEALTH - ABBOTT NORTHWESTERN HOSPITAL		5	3	38%	8
FLORIDA HEART AND VASCULAR MULTISPECIALTY GROUP		8			8
FHCP-ORANGE CITY			8	100%	8
MEDEXPRESS URGENT CARE-LATROBE		8			8
CROSSROADS URGENT CARE, PLLC		8			8
PASSPORT HEALTH			8	100%	8
FLORIDA CLINICAL LAB		1	7	88%	8
HUNTINGTON URGENT CARE		8			8
THE WOLFF CENTER FOR CHILD & ADOLESCENT HEALTH			8	100%	8
FAMILY MEDICINE AT LONGWOOD			8	100%	8
SURGOINSVILLE PHARMACY		8			8
FORT PIERCE FAMILY CARE INC		3	5	63%	8
MINUTECLINIC DIAGNOSTIC OF SOUTH CAROL		7	1	13%	8
HEALTHMARK REGIONAL HOSPITAL LAB		4	4	50%	8
MINUTE CLINIC DIAGNOSTIC OF SC, LLC #42		6	1	14%	7
IU HEALTH PATHOLOGY		1	6	86%	7
WILDLIGHT LAB			7	100%	7
ROSEMONT GARDENS INC		7			7
CVS HEALTH, #3396		7			7
NEW YORK PRESBYTERIAN - LOWER MANHATTAN		7			7
NORTON HEALTHCARE			7	100%	7
PREMIER URGENT CARE CENTER LLC			7	100%	7
ORANGE PARK PEDIATRICS		4	3	43%	7
DIXIE COUNTY HEALTH DEPARTMENT		5	2	29%	7
REHAB AND HEALTHCARE CENTER OF CAPE CORAL		7			7
BROOKDALE DESTIN		1	6	86%	7
BAYCARE MEDICAL GROUP		1	6	86%	7
PBC FOUND CARE INC			7	100%	7
HEALTH NETWORK LABORATORIES		6	1	14%	7
PEDIATRICS OF CENTRAL FLORIDA		5	2	29%	7
KEYSTONE PLACE AT NAPLES PRESERVE		4	3	43%	7
GENTRY PARK ORLANDO ASSISTED LIVING		6	1	14%	7
MAIMONIDES MEDICAL CENTER		5	2	29%	7
DIAGNOSTIC CLINIC		6	1	14%	7
CENTERPLACE HEALTH			7	100%	7
ADVENTIST HEALTH SYSTEM FLORIDA DEPT OF HEALTH		3	4	57%	7
DOCTOR'S IN-HOUSE LAB/COMMUNITY HEALTH CENTERS OF PINELLAS -PINELLAS P			7	100%	7
SOUTH CAROLINA DEPARTMENT OF HEALTH			7	100%	7
SCHOOL OF PHARMACY AND PHARMACEUTICAL		7			7
FLORIDA HOSPITAL KISSIMMEE		4	3	43%	7
SOUTH LAKE PEDIATRICS		7			7
QUE		4	3	43%	7
CENTRAL FLORIDA PEDIATRIC URGENT CARE LLC		6	1	14%	7
VETERANS AFFAIRS MEDICAL CENTER - OUTPATIENT			7	100%	7
MC DIAGNOSTIC OF CONNECTICUT, PC #1960		7			7
LAB UNKNOW		6	1	14%	7

# COVID-19: testing by laboratory

Data through Jan 12, 2021 verified as of Jan 13, 2021 at 09:25 AM

Data in this report are provisional and subject to change.

The numbers in the table below represent the number of Florida and non-Florida residents for whom test results were received by the Department of Health. A person can be tested by more than one laboratory and can have both positive and negative results. **Therefore, the sum of the numbers in each column will be larger than the total number of people tested.**

Reporting lab	Inconclusive	Negative	Positive	Percent positive	Total
ECLRS		2	5	71%	7
LAKELAND REGIONAL HEALTH GATEWAY CENTER		7			7
ORANGE PARK PEDIATRIC ASSOCIATES		1	6	86%	7
ST JUDE LABORATORIES		5	2	29%	7
Rosewood Healthcare and Rehabilitation Center		5	2	29%	7
MEDEXPRESS URGENT CARE - MAPLE DRIVE		7			7
PUTNAM COUNTY EMERGENCY RESCUE SERVICE		4	3	43%	7
WELL-BEING MEDICAL CENTER PLLC		6	1	14%	7
Ocala Family Medical Center		7			7
MONTEFIORE NYACK HOSPITAL AFFILIATED LABORATORY		7			7
Thermopolis Rehabilitation Wellness		7			7
MINUTECLINIC DIAGNOSTIC OF TN, PC 374		5	2	29%	7
FLORIDA HOSPITAL WINTER PARK		6	1	14%	7
HOLY GARDEN ALF, INC.		7			7
IRL MARKET LAB			7	100%	7
BRADENTON PHYSICIANS MEDICAL CENTER			7	100%	7
UNIVERSITY OF WASHINGTON MEDICAL CENTER			7	100%	7
SURGERY CENTER OF CORAL GABLES LLC,THE		6	1	14%	7
TRUE HEALTH DIAGNOSTICS		1	6	86%	7
ST CHARLES HOSPITAL LABORATORY		7			7
BROOKDALE PENSACOLA		7			7
AFC URGENT CARE - CEDAR GROVE		7			7
LEE COUNTY HEALTH DEPARTMENT		4	3	43%	7
RAPID RELIABLE TESTING NY LLC		7			7
DORAL URGENT CARE			7	100%	7
GUARDANT HEALTH		4	3	43%	7
BENSONHURST URGENT CARE		7			7
CARENOW URGENT CARE-MADISON		7			7
ALACHUA			7	100%	7
JACKSON CLINIC PA,THE		3	4	57%	7
LEPE'S HOUSE			7	100%	7
JUPITER ISLAND PUBLIC SAFETY		5	2	29%	7
VERMONT DEPARTMENT OF HEALTH		1	6	86%	7
RIVERVIEW REGIONAL MEDICAL CENTER		6	1	14%	7
WYOMING COUNTY COMMUNITY HOSPITAL LABORATORY		7			7
MULBERRY CARE CENTER		4	3	43%	7
OPTIONS FOR SENIORS INC DBA PALM KREST MANOR		5	2	29%	7
DEPARTMENT OF HEALTH- CITRUS COUNTY			7	100%	7
MEDEXPRESS URGENT CARE, BUTLER		4	3	43%	7
MEDEXPRESS URGENT CARE - FAYETTEVILLE		5	2	29%	7
WATERFORD AT CREEKSIDE, THE			7	100%	7
MINUTECLINIC, LLC, DBA MINUTECLINIC #6106		5	2	29%	7
METROPOLITAN HOSPITAL CENTER		6	1	14%	7
MEDEXPRESS URGENT CARE CHARLESTON		5	2	29%	7
FREEDOM SQUARE NURSING CENTER			7	100%	7
CVS PHARMACY #8800		5	2	29%	7
ARCHBOLD MEMORIAL HOSPITAL/LAB		3	4	57%	7

# COVID-19: testing by laboratory

Data through Jan 12, 2021 verified as of Jan 13, 2021 at 09:25 AM

Data in this report are provisional and subject to change.

The numbers in the table below represent the number of Florida and non-Florida residents for whom test results were received by the Department of Health. A person can be tested by more than one laboratory and can have both positive and negative results. **Therefore, the sum of the numbers in each column will be larger than the total number of people tested.**

Reporting lab	Inconclusive	Negative	Positive	Percent positive	Total
DOCTORS CLINICAL LABORATORY, INC		5	2	29%	7
LUXOR SCIENTIFIC LLC		1	6	86%	7
NASSAU COUNTY JAIL		7			7
HEARTLAND PEDIATRICS OF LAKE PLACID			7	100%	7
CARLOS PORTU MD, PLLC			7	100%	7
SONORA QUEST LABORATORIES			7	100%	7
AVON PARK PEDIATRICS			7	100%	7
BAPTIST PEDIATRICS		6	1	14%	7
MINUTECLINIC DIAGNOSTIC OF TN PC #320		6	1	14%	7
MERCY HEALTH—MUSKEGON		6	1	14%	7
FLORIDA CENTER FOR DERMATOLOGY LABORATORY			7	100%	7
SOUTH COM HEALTH CLINIC, DEPT. OF THE ARMY		7			7
SARASOTA - ROBERT L TAYLOR COMMUNITY CENTER		1	6	86%	7
HEALTHWORKS MED GROUP OF FLORIDA PA		2	5	71%	7
FAMILY MEDICINE OF WESTON LLC			7	100%	7
COMMUNITY MEDICAL AND DENTAL CARE INC		7			7
NOVANT HEALTH INPATIENT CARE		2	5	71%	7
MEDLABS DIAGNOSTICS		7			7
RIVER OAKS TREATMENT CENTER			7	100%	7
CVS MINUTE CLINIC			7	100%	7
LYNMOORE,THE		7			7
ADVENTHEALTH MEDICAL GROUP PEDIATRICS AT		2	5	71%	7
MEDEXPRESS URGENT CARE- MARYLAND		7			7
SEA LEVEL LABS			7	100%	7
TRUE HEALTH		5	2	29%	7
PALM POINT BEHAVIORAL HEALTH		7			7
PALM BEACH CDH - DELRAY BEACH			7	100%	7
PENINSULA CARE AND REHABILITATION CENTER			7	100%	7
Consulate Health Care of Brandon		7			7
ALLEGRO - TAMPA	1	4	2	29%	7
Ocoee Health Care Center		7			7
ENT AND ALLERGY ASSOCIATES OF FLORIDA LLC		6	1	14%	7
FLORIDA DIGESTIVE AND LIVER SPECIALIST		7			7
BREVARD HEALTH ALLIANCE INC, THE		2	5	71%	7
AZALEA HEALTH		2	5	71%	7
HEALTH CARE LABORATORY SERVICES		1	6	86%	7
MEDEXPRESS URGENT CARE-PITTSFIELD		6			6
ABBAY MANOR RETIREMENT RESIDENCE INC		6			6
LAKE HOWARD HEIGHTS	1	5			6
MEDEXPRESS URGENT CARE - SALEM		3	3	50%	6
TAMIAMI LAB MILLENIUM			6	100%	6
AIR, LAND & SEA PHYSICALS & CONSULTATIONS, LLC		6			6
MINUTECLINIC DIAGNOSTIC OF PA, LLC (1036)		5	1	17%	6
URGENT TEAM - MUSCLE SHOALS		6			6
ADVENT HEALTH APOPKA		2	4	67%	6
BROWARD TRANSITIONAL CENTER			6	100%	6
COLLIER COUNTY JAIL		6			6



# COVID-19: testing by laboratory

Data through Jan 12, 2021 verified as of Jan 13, 2021 at 09:25 AM

Data in this report are provisional and subject to change.

The numbers in the table below represent the number of Florida and non-Florida residents for whom test results were received by the Department of Health. A person can be tested by more than one laboratory and can have both positive and negative results. **Therefore, the sum of the numbers in each column will be larger than the total number of people tested.**

Reporting lab	Inconclusive	Negative	Positive	Percent positive	Total
ENIGMA DIAGNOSTIC, INC.			6	100%	6
LIFE'S SPECIAL MOMENTS INC		6			6
MEDEXPRESS URGENT CARE - STAUNTON		2	4	67%	6
CRESTVIEW IMMEDIATE CARE LL			6	100%	6
MINUTECLINIC DIAGNOSTIC OF NORTH		6			6
CVS MINUTE CLINIC DIAGNOSTIC OF TEXAS, LLC		6			6
UNILAB		2	4	67%	6
WHITE-WILSON MEDICAL CENTER		6			6
MINUTECLINIC DIAGNOSTIC OF TN PC #6415		5	1	17%	6
Avante at St Cloud, Inc.		6			6
PR HEALTH		1	5	83%	6
NORTHERN DUTCHESS HOSPITAL LABORATORY		5	1	17%	6
ILLINOIS DEPARTMENT OF PUBLIC HEALTH			6	100%	6
MEDICAL CENTER AT OCEAN REEF		1	5	83%	6
PENN MEDICINE PRINCETON MEDICAL CENTER		6			6
BETH ISRAEL DEACONESS MEDICAL CENTER			6	100%	6
BROWARD COUNTY HEALTH DEPT.			6	100%	6
MINUTECLINIC, LLC #05038		6			6
SUFFRIDGE DRIVE GROUP HOME		6			6
TIMBER CREEK PEDIATRICS		6			6
BOCA VIPEDIATRICS			6	100%	6
MEDEXPRESS ELKINS		6			6
AMERICAN EAGLE LEESBURG AL LLC DBA VISTA LAKE			6	100%	6
MEDEXPRESS URGENT CARE - BEECH GROVE		5	1	17%	6
FLORIDA WOMAN CARE LABORATORY			6	100%	6
DALLAS COUNTY HEALTH AND HUMAN SERVICES			6	100%	6
VITAS HEALTH INC			6	100%	6
INTERNAL MEDICINE LIPID AND WELNNESS PRACTICE			6	100%	6
JOHNS HOPKINS ALL CHILDRENS			6	100%	6
PANCARE HEALTH - HOSFORD SCHOOL			6	100%	6
ST LUKES ROOSEVELT LABORATORY		6			6
MERCY COLLEGE HEALTH OFFICE		6			6
YORKVILLE PEDIATRIC URGENT CARE		6			6
ETHOS LABORATORIES		6			6
CVS MINUTE CLINIC DIAGNOSTIC OF TEXAS,LLC		4	2	33%	6
FLORIDA CANCER SPECIALISTS & RESEARCH INSTITUTE		5	1	17%	6
HAVEN HOSPICE			6	100%	6
THE CLINIC PREMISE HEALTH			6	100%	6
PERDIDO URGENT CARE			6	100%	6
PUBLIC HEALTH LAB		6			6
MEDEXPRESS URGENT CARE - HOT SPRINGS		6			6
WINDSOR OF GAINESVILLE		6			6
MINUTECLINIC DIAGNOSTIC OF NORTH CAROLINA, PC		5	1	17%	6
ST VINCENT'S CHILTON		4	2	33%	6
MIRIMUS INC		1	5	83%	6
THE LODGE AND REHABILITATION CENTER		3	3	50%	6
SAINT PETER'S UNIVERSITY HOSPITAL		6			6

# COVID-19: testing by laboratory

Data through Jan 12, 2021 verified as of Jan 13, 2021 at 09:25 AM

Data in this report are provisional and subject to change.

The numbers in the table below represent the number of Florida and non-Florida residents for whom test results were received by the Department of Health. A person can be tested by more than one laboratory and can have both positive and negative results. **Therefore, the sum of the numbers in each column will be larger than the total number of people tested.**

Reporting lab	Inconclusive	Negative	Positive	Percent positive	Total
UT MEMPHIS UNIVERSITY HEALTH SERVICES			6	100%	6
MEDEXPRESS URGENT CARE, JOHNSTOWN		5	1	17%	6
CAPE CORAL URGENT CARE		3	3	50%	6
GENETIC TECHNOLOGICAL INNOVATIONS			6	100%	6
GRACE REHABILITATION CENTER OF VERO BEACH		4	2	33%	6
MIAMI BEACH COMMUNITY HEALTH CENTER INC			6	100%	6
FIRST COAST CARDIOVASCULAR INSTITUTE PA			6	100%	6
HILA BECKERMAN MD LLC		6			6
LANE PEDIATRICS PA			6	100%	6
CAREWELL 301 - WARWICK			6	100%	6
BROOKDALE COLONIAL PARK		5	1	17%	6
MINUTECLINIC DIAGNOSTIC OF TN, PC 4992		6			6
VIGILINT HEALTHCARE		4	2	33%	6
PROHEALTH MED		1	5	83%	6
BRADFORD COUNTY HEALTH DEPARTMENT		6			6
LAWTON CHILES HEALTH CENTER		1	5	83%	6
MINUTECLINIC DIAGNOSTIC OF TEXAS		5	1	17%	6
XPRESS URGENT CARE LLC		6			6
THOMAS JEFFERSON UNIVERSITY HOSPITAL		4	2	33%	6
THE VILLAGES REGIONAL HOSPITAL FREESTANDING		3	3	50%	6
CLEARWATER PEDIATRIC CARE		1	5	83%	6
CARE HERE		1	5	83%	6
GLEN FALLS HOSPITAL DEPARTMENT OF PATHOLOGY		6			6
CONCENTRA			6	100%	6
OSWEGO HOSPITAL LABORATORY		6			6
UF HEALTH			6	100%	6
FLORIDA MEDICAL SPECIALISTS		2	4	67%	6
MINUTECLINIC DIAGNOSTIC OF TN PC #386		6			6
AMERICAN HOUSE FORT MYERS		6			6
ARLINGTON OF NAPLES		6			6
CURATIVE CARE CENTER INC		1	5	83%	6
CARESOUTH HHA HOLDINGS OF TALLAHASSEE LLC		6			6
JERSEY SHORE MEDICAL CENTER		6			6
CAN COMMUNITY HEALTH		6			6
Northwell Lab		2	4	67%	6
MEDEXPRESS URGENT CARE - MIDLOTHIAN		6			6
CLINIC OF PEDIATRICS & GI MEDICINE INC			6	100%	6
ST VINCENT'S ST CLAIR		3	3	50%	6
SHERMAN-ABRAMS LABORATORY INC		6			6
TEXAS MEDCLINIC			6	100%	6
CVS MINUTE CLINIC DIAGNOSTIC PA		5	1	17%	6
ALAN SERURE MD		6			6
PATHGROUP LABS, LLC		4	2	33%	6
DOH JACKSONVILLE CENTRAL LABORATORY		3	3	50%	6
CARESPOT EXPRESS HEALTHCARE			6	100%	6
SONORAN DESERT PATHOLOGY ASSOCIATES			6	100%	6
LUMADOC HEALTH		4	2	33%	6

# COVID-19: testing by laboratory

Data through Jan 12, 2021 verified as of Jan 13, 2021 at 09:25 AM

Data in this report are provisional and subject to change.

The numbers in the table below represent the number of Florida and non-Florida residents for whom test results were received by the Department of Health. A person can be tested by more than one laboratory and can have both positive and negative results. **Therefore, the sum of the numbers in each column will be larger than the total number of people tested.**

Reporting lab	Inconclusive	Negative	Positive	Percent positive	Total
NEMOURS CHILDREN'S HOSPITAL		6			6
PARKSIDE HEALTH AND REHABILITATION CENTER			6	100%	6
VIBRANT AMERICA		4	2	33%	6
STEINHATCHEE DRUGS		3	3	50%	6
TAMPA BAY CONCIERGE DOCTOR, LLC		6			6
VALDOSTA FAMILY MEDICINE			6	100%	6
CVS MINUTE CLINIC DIAGNOSTIC OF VIRGINIA		6			6
DEBARY HEALTH AND REHABILITATION CENTER		6			6
MINUTECLINIC, LLC #4230		5	1	17%	6
CARENOW URGENT CARE-SOUTHLAKE			6	100%	6
WATAUGA MEDICAL CENTER		4	2	33%	6
CAPRONA GROUP HOME			6	100%	6
NORTH BEACH REHABILITATION CENTER		5	1	17%	6
FLORIDA MEDICAL CLINIC IM MLK		6			6
ATMORE NURSING CENTER		5	1	17%	6
MIAMI RESCUE MISSION CLINIC INC			6	100%	6
IGENEX INC		6			6
MEDICANA NURSING AND REHAB CENTER			6	100%	6
BAYCARE ALLIANT HOSPITAL			6	100%	6
PALMETTO HEALTH ALLIANCE		3	3	50%	6
CAPITAL HEALTH PLAN LABORATORIES			6	100%	6
OPTUM SILVER LAKES			6	100%	6
CHILDREN'S HOSPITAL OF PHILADELPHIA		5	1	17%	6
DR PHILLIPS MEDICAL WELLNESS CENTER		6			6
MEDEXPRESS URGENT CARE - ELM GROVE		5	1	17%	6
NOT INDICATED		1	5	83%	6
RIVER CITY PRIMARY AND URGENT CARE			6	100%	6
PALMS, THE		6			6
RICH STREET GROUP HOME			6	100%	6
AARK LABORATORY		6			6
RIVERWOOD CENTER,THE			6	100%	6
KENDALL REGIONAL MEDICAL CNTR			6	100%	6
BOCA SIMON LAB		1	5	83%	6
FLORIDA HOSPITAL APOPKA		5	1	17%	6
CARENOW URGENT CARE-GREEN HILLS		6			6
NORTH FLORIDA EVALUATION AND TREATMENT CENTER		4	2	33%	6
MINUTECLINIC DIAGNOSTIC OF NEW JERSEY, LLC # 7069		6			6
Grand Villa of Deerfield Beach		4	2	33%	6
FHPG_EXP CARE W HILLSBOROUGH			5	100%	5
PRIMARY CARE WALK IN CLINIC PLLC			5	100%	5
CENTREX CLINICAL LABS INC		5			5
INDIAN RIVER PRIMARY CARE PA		5			5
MIAMI COMPREHENSIVE MEDICINE GROUP PA		4	1	20%	5
WOODHULL MEDICAL AND MENTAL HEALTH CTR		5			5
OMNICARE PHARMACY OFTEXAS 1, LP DBA OMNICARE		5			5
MEDEXPRESS URGENT CARE-NESHANNOCK TWP		4	1	20%	5
MAGNOLIA PEDIATRICS GROUP LLC			5	100%	5

# COVID-19: testing by laboratory

Data through Jan 12, 2021 verified as of Jan 13, 2021 at 09:25 AM

Data in this report are provisional and subject to change.

The numbers in the table below represent the number of Florida and non-Florida residents for whom test results were received by the Department of Health. A person can be tested by more than one laboratory and can have both positive and negative results. **Therefore, the sum of the numbers in each column will be larger than the total number of people tested.**

Reporting lab	Inconclusive	Negative	Positive	Percent positive	Total
THE PLAZA AT PARKSQUARE		5			5
NOMI HEALTH LAB SERVICES LLC			5	100%	5
OPTUMCARE FLORIDA, LLC		3	2	40%	5
RHODE ISLAND DEPARTMENT OF HEALTH			5	100%	5
NEW HAMPSHIRE DEPARTMENT OF HEALTH AND HUMAN SERVICES		3	2	40%	5
FINLAY		1	4	80%	5
WEST PACIFIC MEDICAL LABORATORY			5	100%	5
VAIL VALLEY MEDICAL CENTER			5	100%	5
BOCA BIOLISTICS LLC			5	100%	5
CARE 4 U MANAGEMENT, INC			5	100%	5
Army Residence Community		5			5
INFECTION CONTROL/ EMPHEALTH		3	2	40%	5
Life Care Center of Estero			5	100%	5
UCF STUDENT HEALTH SERVICES LABORATORY		2	3	60%	5
HAWTHORNE INN OF LAKE LAND		5			5
MINUTECLINIC MINUTECLINIC #4977		3	2	40%	5
MEDEXPRESS URGENT CARE - WILLIAMSPORT		4	1	20%	5
FLORIDA MENTOR		4	1	20%	5
PRECISION DIAGNOSTICS INC - NJ		5			5
COOPER HOSPITAL/UNIVERSITY MEDICAL		5			5
RELIANT IMMUNE DIAGNOSTICS			5	100%	5
ORCHID COVE		2	3	60%	5
PUTNAM FAMILY CARE INC			5	100%	5
LONG ISLAND JEWISH FOREST HILLS HOSPITAL		5			5
HUNTERS CREEK PEDIATRICS		5			5
ADVENTHEALTH CAR CENTER APOPKA			5	100%	5
MINUTE CLINIC DIAGNOSTIC OF MICHIGAN PC		5			5
MEDEXPRESS URGENT CARE-DUBOIS		5			5
JOHN T MATHER MEMORIAL HOSPITAL LABORATORY		5			5
ELLIS HOSPITAL LABORATORY		5			5
LEE MEMORIAL HEALTH SYSTEM		2	3	60%	5
APOLLO GARDENS RETIREMENT RESIDENCE CARE		5			5
ST CLOUD COMPOUNDING PHARMACY & WELLNESS CENTER		5			5
MINUTECLINIC DIAGNOSTIC MEDICAL GROUP		5			5
FLORIDA DEPARTMENT OF HEALTH WASHINGTON COUNTY		3	2	40%	5
BAYSHORE LABORATORY		4	1	20%	5
GUTHRIE MEDICAL GROUP LABORATORIES		5			5
AEL KNOXVILLE			5	100%	5
MINUTECLINIC DIAGNOSTIC OF SC, LLC #2		5			5
PEDIATRICS OF CENTRAL FLORIDA - POINCIANA		3	2	40%	5
MINUTE CLINIC		1	4	80%	5
QUINTON MEMORIAL HEALTH CARE CENTER		5			5
BOROPARK URGENT CARE		4	1	20%	5
MEDEXPRESS URGENT CARE - HUNTINGTON WE		5			5
BEACH HOUSE		5			5
SUTTER TRACY COMMUNITY HOSPITAL			5	100%	5
EL PARAISO HOME INC		5			5

# COVID-19: testing by laboratory

Data through Jan 12, 2021 verified as of Jan 13, 2021 at 09:25 AM

Data in this report are provisional and subject to change.

The numbers in the table below represent the number of Florida and non-Florida residents for whom test results were received by the Department of Health. A person can be tested by more than one laboratory and can have both positive and negative results. **Therefore, the sum of the numbers in each column will be larger than the total number of people tested.**

Reporting lab	Inconclusive	Negative	Positive	Percent positive	Total
MEDEXPRESS URGENT CARE-MUNCIE		5			5
GREENVILLE MEMORIAL HOSPITAL LAB			5	100%	5
WAKEMED		1	4	80%	5
MC DIAGNOSTIC OF CONNECTICUT PC #459		5			5
MINUTE-CLINIC DIAGNOSTIC OF VIRGINIA, LLC #2003		4	1	20%	5
MEDICAL CENTER OF BLOUNTSTOWN			5	100%	5
DAVITA DIALYSIS		4	1	20%	5
FLORIDA DEPARTMENT OF HEALTH - INVERNESS		3	2	40%	5
MCR HEALTH LAWTON CHILES ADMINISTRATION STE A		1	4	80%	5
PEDIATRICS OF ALTAMONTE		5			5
CONCENTRA URGENT CARE		1	4	80%	5
LONGWOOD PEDIATRICS LLC			5	100%	5
MINUTECLINIC DIAGNOSTIC OF NEW MEXICO		5			5
FLORIDA HOSPITAL LAKE MARY		5			5
UNIVERSITY OF MIAMI MILLER SCHOOL OF MEDICINE			5	100%	5
MEDEXPRESS URGENT CARE - BATTLE CREEK		3	2	40%	5
TANNER MEDICAL CENTER EAST AL		5			5
FAMILY CARE MEDICAL CENTER			5	100%	5
BAPTIST HEALTH - TOWN CENTER			5	100%	5
VIERA PEDIATRICS		1	4	80%	5
HILLSBOROUGH COUNTY HEALTH DEPARTMENT			5	100%	5
THE PALMS REHABILITATION AND HEALTHCARE CENTER		5			5
FHMG_FM AND IM AVALON PARK		1	4	80%	5
Conway Lakes Health and Rehabilitation Center		5			5
PEDIATRIC URGENT HEALTH CARE			5	100%	5
CHAMPLAIN VALLEY PHYSICIANS HOSPITAL		3	2	40%	5
CORAL LANDING ASSISTED LIVING		5			5
BROOKDALE CLERMONT			5	100%	5
CRESTWOOD MEDICAL CENTER		4	1	20%	5
PARRISH HEALTH CENTER		5			5
Kennedy University Hospital		5			5
URGENT CARE OF LONGWOOD			5	100%	5
NORTH SHORE HEMATOLOGY-ONCOLOGY ASSOCIATES, PC		5			5
MIAMI CANCER INSTITUTE			5	100%	5
CLEVELAND CLINIC MARTIN HEALTH NURSING & RESTORATIVE		5			5
EGL GENETICS DIAGNOSTICS			5	100%	5
INTERNAL MEDICINE & PRIMARY CARE ASSOCIATES, PLC			5	100%	5
URGENT MEDICAL CENTER INC		2	3	60%	5
DOT DOC SARASOTA		4	1	20%	5
WATSON THERAPEUTICS		1	4	80%	5
MEDEXPRESS URGENT CARE PORT HURON		4	1	20%	5
PRECISION LABS LLC		2	3	60%	5
MANATEE PEDIATRICS			5	100%	5
RUSH UNIVERSITY MEDICAL CENTER LABORATORY			5	100%	5
KEYSTONE REHABILITATION AND HEALTH CENTER		1	4	80%	5
ST JOSEPH WOMENS HOSPITAL			5	100%	5
COMMONS AT ORLANDO LUTHERAN TOWERS SNF			5	100%	5



# COVID-19: testing by laboratory

Data through Jan 12, 2021 verified as of Jan 13, 2021 at 09:25 AM

Data in this report are provisional and subject to change.

The numbers in the table below represent the number of Florida and non-Florida residents for whom test results were received by the Department of Health. A person can be tested by more than one laboratory and can have both positive and negative results. **Therefore, the sum of the numbers in each column will be larger than the total number of people tested.**

Reporting lab	Inconclusive	Negative	Positive	Percent positive	Total
CVS MINUTE CLINIC DIAGNOSTIC OF NEW JERSEY		5			5
CYPRESS CREEK MEDICAL CENTER			5	100%	5
COMMUNITY HEALTH OF SOUTH FLORIDA			5	100%	5
PEDIATRICS URGENT CARE, LLC			5	100%	5
GULF COAST VETERANS HCS PANAMA CITY OPC		5			5
MACCLENNY NURSING AND REHAB			5	100%	5
DR. PHILLIPS MEDICAL WELLNESS CENTER		3	2	40%	5
ASCENSION ST VINCENT'S CLAY COUNTY			5	100%	5
ORLANDO FAMILY PHYSICIANS			5	100%	5
WEEMS MEMORIAL HOSPITAL		3	2	40%	5
DOCS URGENT CARE		1	4	80%	5
CARL R DARNALL ARMY MEDICAL CENTER			5	100%	5
Signature Healthcare of Ormond		5			5
AMERICAN MEDICAL RESPONSE - DENVER		2	3	60%	5
NORTHPORT MEDICAL CENTER LAB		5			5
ELITE MD GROUP INC		1	4	80%	5
MINUTECLINIC, LLC #244		4	1	20%	5
Westchester General Hospital			5	100%	5
GRAND VILLA OF ENGLEWOOD		1	4	80%	5
LAKE COUNTY DETENTION CENTER		3	2	40%	5
LABCORP UNSPECIFIED		5			5
REHABILITATION CENTER AT JUPITER GARDENS		5			5
FLORIDA MEDICAL CL ODOM TPA		2	3	60%	5
EAST BANK HOSPITAL - UNIVERSITY OF MINNESOTA MEDICAL CENTER			5	100%	5
MOUNT SINAI BROOKLYN LABORATORY		4	1	20%	5
Grand Villa of Clearwater		4	1	20%	5
LAKEVIEW TERRACE HOME HEALTH SERVICES LLC			5	100%	5
INDIANA STATE DEPARTMENT OF HEALTH		1	4	80%	5
COPELAND MEDICAL CLINIC		3	2	40%	5
MEDEXPRESS URGENT CARE - GLENDALE		5			5
JOSEF SCHENKER MD PC DBA CENTERS URGENT		4	1	20%	5
MEASE MANOR INC		1	4	80%	5
TULLAHOMA HMA, LLC		4	1	20%	5
MEDEXPRESS URGENT CARE - RICHMOND, NINE MILE RD		5			5
DICKSON MEDICAL ASSOCIATES PC PATH LAB		4	1	20%	5
UNIVERSITY OF CHICAGO MEDICAL CENTER LAB			5	100%	5
NORTH FLORIDA RETIREMENT VILLAGE		5			5
HENDRY REGIONAL CONVENIENT CARE CENTER			5	100%	5
CITIZENS BAPTIST MEDICAL CENTERS LAB		4	1	20%	5
NORTH FLORIDA PEDIATRICS JASPER			5	100%	5
DELIVER MY MEDS CORP		5			5
PRESBYTERIAN HOME		5			5
LAKE NONA PEDIATRICS IN ASSOCIATION WITH NEMOURS		5			5
DEPARTMENT OF HEALTH AND HUMAN SERVICES LANSING			5	100%	5
MINUTECLINIC DIAGNOSTIC OF RHODE ISLAND		3	2	40%	5
ATLANTIC COMMUNITY HIGH SCHOOL		4	1	20%	5
JOE DIMAGGIO CHILDREN'S HOSPITAL		1	4	80%	5

# COVID-19: testing by laboratory

Data through Jan 12, 2021 verified as of Jan 13, 2021 at 09:25 AM

Data in this report are provisional and subject to change.

The numbers in the table below represent the number of Florida and non-Florida residents for whom test results were received by the Department of Health. A person can be tested by more than one laboratory and can have both positive and negative results. **Therefore, the sum of the numbers in each column will be larger than the total number of people tested.**

Reporting lab	Inconclusive	Negative	Positive	Percent positive	Total
WATERTOWN URGENT CARE PLLC		5			5
Florida Clinical Laboratory		1	4	80%	5
ORMOND MEDICAL ARTS		3	2	40%	5
MEDEXPRESS URGENT CARE - SWANSEA, N ILLINOIS ST		4	1	20%	5
ST JOHNS BIOMEDICAL LAB		5			5
Grand Villa of Dunedin			5	100%	5
BETHESDA COMMUNITY HEALTH CENTER			5	100%	5
HIGH TOWER ALF LLC		5			5
MEDEXPRESS URGENT CARE - STATE COLLEGE		4	1	20%	5
MEDEXPRESS URGENT CARE MURRYSVILLE		3	2	40%	5
THE UNIVERSITY OF VERMONT MEDICAL CENTER		4	1	20%	5
FRANCES WARDE MEDICAL LABORATORY		2	3	60%	5
CAREHERE LCS- EUSTIS			5	100%	5
FAST PACE MEDICAL CLINIC PLLC		4	1	20%	5
EASTCHESTER PEDIATRIC MEDICAL GROUP		5			5
MANATEE COUNTY JAIL		4	1	20%	5
STATMED OCALA			5	100%	5
MIGUEL E TREVINO MD PA		3	2	40%	5
MAXHEALTH		4	1	20%	5
SOUTHERN OCEAN MEDICAL CENTER		5			5
MINUTECLINIC DIAGNOSTIC OF PENNSYLVANIA, LLD #1545		5			5
UT SOUTHWESTERN MEDICAL CENTER			5	100%	5
INSPIRED LIVING AT PALM BAY		5			5
BROWNE MEDICAL		5			5
MINUTECLINIC DIAGNOSTIC OF NEW JERSEY,		5			5
WESTMINSTER SHORES			5	100%	5
NOVANT HEALTH UVA		2	3	60%	5
UPMC HEALTH SYSTEM		4	1	20%	5
SOUTHEASTERN PEDIATRIC ASSOCIATES			5	100%	5
MEDEXPRESS URGENT CARE-PETERS TWP		5			5
JUPITER ISLAND MEDICAL CLINIC INC		5			5
SENIOR LIVING IV SUN CITY LLC		5			5
MOBILE RESPONSE DIAGNOSTICS LLC		5			5
NELSON BIOLOGICAL			5	100%	5
XRL SXF REF LAB		5			5
PULSE & REMEDY LLC			5	100%	5
KENILWORTH CARE & REHABILITATION CENTER			5	100%	5
FIFTH AVENUE PEDIATRICS		3	1	25%	4
TRIDENT BIOMETRICS		3	1	25%	4
BENEVA LAKES HEALTHCARE & REHAB CENTER			4	100%	4
MAIN STREET MEDICAL CENTER OF CRESTVIEW PA		1	3	75%	4
URGENT MED INC		2	2	50%	4
ST BARNABAS HOSPITAL		4			4
UNILAB OF DADE INC			4	100%	4
MC DIAGNOSTIC OF CONNECTICUT , PC # 3		2	2	50%	4
ALL CHILDREN'S HOSPITAL DEPT OF GENERAL PEDIATRICS			4	100%	4
WESLEY CHAPEL INTERNAL MEDICINE AND PEDIATRICS			4	100%	4

# COVID-19: testing by laboratory

Data through Jan 12, 2021 verified as of Jan 13, 2021 at 09:25 AM

Data in this report are provisional and subject to change.

The numbers in the table below represent the number of Florida and non-Florida residents for whom test results were received by the Department of Health. A person can be tested by more than one laboratory and can have both positive and negative results. **Therefore, the sum of the numbers in each column will be larger than the total number of people tested.**

Reporting lab	Inconclusive	Negative	Positive	Percent positive	Total
MEDEXPRESS URGENT CARE - FORT WORTH S		3	1	25%	4
MEDEXPRESS URGENT CARE - PRINCETON		4			4
FAMILY MEDICINE AT WATERMAN		4			4
CENTERPLACE HEALTH, INC			4	100%	4
DES PLAINES CLINICAL LAB		2	2	50%	4
CVS MINUTE CLINIC DIAGNOSTIC PA #3060		3	1	25%	4
GENEVA GENERAL HOSPITAL LABORATORY		3	1	25%	4
MEDEXPRESS URGENT CARE MORGANTOWN		4			4
CVS MINUTE CLINIC, LLC #22		3	1	25%	4
MEDEXPRESS - NEW CASTLE, DUPONT HWY		4			4
SHEEPSHEAD BAY URGENT CARE		4			4
BLOOMINGDALE PEDIATRIC ASSOCIATES PA			4	100%	4
MEDEXPRESS URGENT CARE - CULPEPER		4			4
PALM HARBOR DERMATOLOGY		4			4
VENICE GREEN VILLAGE		3	1	25%	4
METHODIST HOSPITAL			4	100%	4
NORTHEAST ALABAMA REGIONAL MEDICAL CENTER		2	2	50%	4
ACCENTCARE		4			4
KENTUCKY CABINET FOR HEALTH AND FAMILY SERVICES			4	100%	4
OKLAHOMA STATE UNIVERSITY DIAGNOSTIC LAB			4	100%	4
SOUTHERN LABORATORY SERVICES OF NWF		4			4
NEULIFE NEUROLOGICAL SERVICES LLC			4	100%	4
URGENT CARE - OCONEE		2	2	50%	4
UHEALTH UNIVERSITY OF MIAMI			4	100%	4
RESIDENTIAL PLAZA AT BLUE LAGOON INC		4			4
VITAS HEALTHCARE			4	100%	4
Avalon Healthcare and Rehabilitation Center			4	100%	4
Millennium Nursing & Rehab Center		4			4
MEDEXPRESS URGENT CARE - MT LEBANON		3	1	25%	4
RIVERVIEW ALF OPERATOR LLC			4	100%	4
ADVENTHEALTH NEW SMYRNA BEACH COMMUNITY HEALTH			4	100%	4
CELERION			4	100%	4
PENSACOLA PEDIATRICS MILTON			4	100%	4
UW MEDICINE VIROLOGY LAB			4	100%	4
Grace Rehabilitation of Vero Beach		4			4
Advanced Care Center			4	100%	4
CHILDREN'S MEDICAL GROUP		4			4
EXPRESS TESTING-ONE			4	100%	4
UNIVERSITY OF WASHINGTON MEDICAL CENTER (UWMC) EMERGENCY DEPT.			4	100%	4
L3HARRIS FAMILY MEDICAL CENTER			4	100%	4
HOLLY HILL HOME INFUSION SERVICE		4			4
MEDEXPRESS URGENT CARE - CLARKSBURG		4			4
THE LITTLE CLINIC			4	100%	4
FISHERMEN'S HOSPITAL			4	100%	4
FRUITVILLE URGENT CARE			4	100%	4
MINUTECLINIC DIAG OF IND LLC #8651		3	1	25%	4
URGENT CARE COASTAL GA			4	100%	4

# COVID-19: testing by laboratory

Data through Jan 12, 2021 verified as of Jan 13, 2021 at 09:25 AM

Data in this report are provisional and subject to change.

The numbers in the table below represent the number of Florida and non-Florida residents for whom test results were received by the Department of Health. A person can be tested by more than one laboratory and can have both positive and negative results. **Therefore, the sum of the numbers in each column will be larger than the total number of people tested.**

Reporting lab	Inconclusive	Negative	Positive	Percent positive	Total
KANSAS DEPARTMENT OF HEALTH		2	2	50%	4
OMNICARE PHARMACY OF TEXAS 1		4			4
MEDEXPRESS URGENT CARE - LOGAN		4			4
MINUTE-CLINIC DIAGNOSTIC OF VIRGINIA, LLC #794		4			4
COMPREHENSIVE CLINICAL RESEARCH, LLC			4	100%	4
MEMORIAL HEALTHCARE SYSTEM		1	3	75%	4
CLINICAL LABORATORIES OF THE BUFFALO		3	1	25%	4
Westminster Manor		3	1	25%	4
FLAGLER HEALTH SERVICES INC			4	100%	4
MEDICINE SHOPPE #1306 THE		3	1	25%	4
MINUTECLINIC, LLC #1586		3	1	25%	4
MEDEXPRESS URGENT CARE - WEIRTON		4			4
A AND R RESEARCH GROUP LLC		2	2	50%	4
NEWPATH DIAGNOSTICS		4			4
COLUMBIA MEMORIAL HOSPITAL LABORATORY		4			4
VITAS HEALTHCARE CORPORATION OF FL			4	100%	4
ERIC C MRSHAL, MD, PC #1842		3	1	25%	4
Sunrise Health and Rehabilitation Center			4	100%	4
VIERA FAMILY MEDICINE AND WELLNESS		3	1	25%	4
OPTUM PRIMARY CARE - FOUNTAIN OAKS			4	100%	4
CONSULATE HEATH CARE AT WEST ALTAMONTE			4	100%	4
MEDEXPRESS URGENT CARE - SOUTH PARKERSBURG		4			4
WALGREENS #07034		4			4
GUTHRIE MEDICAL GROUP - CORNING		3	1	25%	4
MEDEXPRESS URGENT CARE - BLUEFIELD		3	1	25%	4
PEACEHEALTH LABORATORIES		3	1	25%	4
REHABILITATION CENTER OF WINTER PARK,THE			4	100%	4
MINUTECLINIC DIAGNOSTIC OF OKLAHOMA		3	1	25%	4
FLORIDA HEART AND VASCULAR			4	100%	4
MD NOW MEDICAL CENTER INC			4	100%	4
HELIX KH UC			4	100%	4
OCHSNER MEDICAL CENTER			4	100%	4
ST JOSEPH'S HOSPITAL LABORATORY			4	100%	4
MEDEXPRESS URGENT CARE - TARENTUM		4			4
DIAGNOSTECHS		4			4
BARBARA O'REILLY MD PA		4			4
FLORIDA HOSPITAL ALTAMONTE		2	2	50%	4
ARKANSAS DEPARTMENT OF HEALTH			4	100%	4
ADVENTHEALTH MEDICAL GROUP PEDIATRIC & ADOLESCENT		3	1	25%	4
FLORIDA HEALTHCARE OF ORLANDO			4	100%	4
PM PEDIATRICS OF BAYSIDE PLLC		4			4
FLORIDA CLINICAL LABORATORY - BIOREFERENCE LABORATORIES		2	2	50%	4
MINUTECLINIC DIAGNOSTIC OF VIRGINIA, LLC #1656		4			4
CDRX INFUSION			4	100%	4
SHARP MEMORIAL HOSPITAL MICROBIOLOGY DEPT			4	100%	4
CAREATC, INC.			4	100%	4
LAKE FOREST PARK OP CO LLC		4			4

# COVID-19: testing by laboratory

Data through Jan 12, 2021 verified as of Jan 13, 2021 at 09:25 AM

Data in this report are provisional and subject to change.

The numbers in the table below represent the number of Florida and non-Florida residents for whom test results were received by the Department of Health. A person can be tested by more than one laboratory and can have both positive and negative results. **Therefore, the sum of the numbers in each column will be larger than the total number of people tested.**

Reporting lab	Inconclusive	Negative	Positive	Percent positive	Total
MAILBOX DIAGNOSTICS		2	2	50%	4
INTERMARKET FACILITY			4	100%	4
MEDEXPRESS URGENT CARE - MBURG COMMONS		4			4
SANFORD SOUTH UNIVERSITY		4			4
WYOMING PUBLIC HEALTH LAB			4	100%	4
ACCENT PHYSICIAN SPECIALISTS PA		4			4
PALM BEACH CANCER INSTITUTE			4	100%	4
ALVARO J DANGOND MD PA		4			4
COMPUNET CLINICAL LAB			4	100%	4
MEDEXPRESS URGENT CARE - IRVING		4			4
THE RETREAT AT PORT ORANGE			4	100%	4
SOUTH FLORIDA FAMILY HEALTH & RESEARCH CTR			4	100%	4
CALUSA HARBOUR			4	100%	4
MEDEXPRESS URGENT CARE HUNTINGTON		4			4
MINUTECLINIC DIAGNOSTIC OF VIRGINIA		4			4
ENTRUST IMMEDIATE CARE			4	100%	4
DYNACARE LABORATORIES			4	100%	4
BIRMINGHAM VAMC		1	3	75%	4
GENEXPERT			4	100%	4
ST ANTHONY'S HOSP PATIENT CARE SERVICE			4	100%	4
DEVEREUX FLORIDA CHILDRENS CENTER			4	100%	4
MEDEXPRESS URGENT CARE - FREDERICK		4			4
ADVENT HEALTH - TUSKAWILLA		4			4
APEX HOME HEALTH CARE		4			4
SONIC REFERENCE LABORATORY			4	100%	4
FLORIDA CANCER SPECIALISTS AND RESEARCH		2	2	50%	4
Walker BaptistMedCtr		3	1	25%	4
SOUTHWESTERN REGIONAL MEDICAL CENTER - TULSA		4			4
THE DOCTORS CENTER HEALTHCARE-SOUTHSIDE		1	3	75%	4
Health Care Center of Jacksonville			4	100%	4
LEON MEDICAL CENTERS, LLC			4	100%	4
VITAL CARE URGENT CARE			4	100%	4
BELLIN HEALTH LAB		1	3	75%	4
MC DIAGNOSTIC OF CONNECTICUT, PC # 257		3	1	25%	4
MINUTE CLINIC DIAGNOSTIC OF PENNSYLVANIA		4			4
CAPE COD HOSPITAL			4	100%	4
MINUTECLINIC DIAGNOSTIC OF ILLINOIS		3	1	25%	4
SIGNATURE CARE EMERGENCY CENTER		2	2	50%	4
TENDER CARE ALF		4			4
YAZJI PEDIATRIC CARE LLC DBA TUKA PEDIATRICS			4	100%	4
KETTERING HEALTH			4	100%	4
MIAMI COMMUNITY HEALTH CENTER INC		1	3	75%	4
COLLIER HMA PHYSICIAN MANAGEMENT, LLC			4	100%	4
DEPARTMENT OF HEALTH AND HUMAN SERVICES STATE OF NEW HAMPSHIRE			4	100%	4
VRL LABORATORIES			4	100%	4
BARTON MEMORIAL HOSPITAL		3	1	25%	4
BAY COUNTY HEALTH DEPARTMENT		4			4



# COVID-19: testing by laboratory

Data through Jan 12, 2021 verified as of Jan 13, 2021 at 09:25 AM

Data in this report are provisional and subject to change.

The numbers in the table below represent the number of Florida and non-Florida residents for whom test results were received by the Department of Health. A person can be tested by more than one laboratory and can have both positive and negative results. **Therefore, the sum of the numbers in each column will be larger than the total number of people tested.**

Reporting lab	Inconclusive	Negative	Positive	Percent positive	Total
MIZELL MEMORIAL HOSPITAL			4	100%	4
THONOTOSASSA COMMUNITY HEALTH CENTER		1	3	75%	4
ELITE MEDICAL CENTER			4	100%	4
WIREGRASS MEDICAL CENTER			4	100%	4
SOUTHEASTERN REGIONAL MEDICAL CENTER			4	100%	4
IMIC INC RESEARCH			4	100%	4
TARPON SPRINGS PEDIATRICS, LLC			4	100%	4
FHCP - ORMOND BEACH			4	100%	4
FCHC (OB)-DARWIN SQUARE CTR.			4	100%	4
MINUTE CLINIC LLC #2775		4			4
FLORIDA HEALTH CARE PLANS STIRLING CENTER			4	100%	4
LEMOYNE COLLEGE WELLNESS CENTER FOR		4			4
MARSHALL MEDICAL CENTER SOUTH LAB		3	1	25%	4
ST LUCIE COUNTY JAIL		4			4
BIOTEST PLASMA CENTER		4			4
GNT ASSOCIATES		3	1	25%	4
HEALTH AND WELLNESS CENTER			4	100%	4
CVA MINUTE CLINIC DIAGNOSTIC OF VIRGINIA, LLC		4			4
COURTYARD GARDENS OF BOYNTON BEACH, LLC		1	3	75%	4
PRL NYC PANDEMIC RESPONSE LAB			4	100%	4
AHC Decatur County		4			4
ABSOLUTE HEALTH		4			4
AHEC CLINIC		1	3	75%	4
INTEGRATED FAMILY MEDICAL CENTER			4	100%	4
MEDEXPRESS URGENT CARE - TEAYS VALLEY		3	1	25%	4
PHYSICIANS QUALITY CARE			4	100%	4
URGENT CARE OF ERWIN		4			4
MIAMI MEDICAL CONSULTANT PA			4	100%	4
MARION AND BERNARD L SAMSON NURSING CENTER			4	100%	4
MC DIAGNOSTIC OF CONNECTICUT, PC #1966		4			4
CAPITAL HEALTH LABORATORY INC			4	100%	4
Heartland of Boynton Beach			4	100%	4
PHYSICIANS IMMEDIATE CARE AURORA			4	100%	4
MINUTECLINIC, LLC #03965		4			4
West Gate Village, LLC		4			4
Fouraker Hills Rehab and Nursing			4	100%	4
GENUS DIAGNOSTICS			4	100%	4
DOCTORS EXPRESS OF ST PETERSBURG			4	100%	4
MINUTECLINIC DIAGNOSTIC OF VIRGINIA, LLC #255		4			4
KEY TRAINING CENTER			4	100%	4
CARENOW URGENT CARE - WINTER SPRINGS		3	1	25%	4
CELAL GUROL ERBAY, MD			4	100%	4
DYNAMIC HEALTH CENTERS INC		2	2	50%	4
OKLAHOMA STATE DEPARTMENT OF HEALTH-PUBLIC HEALTH LABORATORY			4	100%	4
HEALTHY MINORS PEDIATRIC URGENT CARE		4			4
CARENOW URGENT CARE-HERMITAGE			4	100%	4
MINUTECLINIC DIAGNOSTIC OF MINNESOTA		4			4

# COVID-19: testing by laboratory

Data through Jan 12, 2021 verified as of Jan 13, 2021 at 09:25 AM

Data in this report are provisional and subject to change.

The numbers in the table below represent the number of Florida and non-Florida residents for whom test results were received by the Department of Health. A person can be tested by more than one laboratory and can have both positive and negative results. **Therefore, the sum of the numbers in each column will be larger than the total number of people tested.**

Reporting lab	Inconclusive	Negative	Positive	Percent positive	Total
MD NOW URGENT CARE - DELRAY WEST			4	100%	4
WILLIAM A HINTON STATE LABORATORY INSTITUTE		1	3	75%	4
COVENIENT CARE MEDICAL CLINIC			4	100%	4
ADVENTHEALTH MEDICAL GROUP MULTISPECIALTY			4	100%	4
NOVADX		2	2	50%	4
SIMEDHEALTH LLC		2	2	50%	4
CITYMD		1	3	75%	4
PANCARE HEALTH - PONCE DE LEON			4	100%	4
MD ANDERSON			4	100%	4
MINUTE CLINIC, LLC #1434		4			4
WELLINGTON REGIONAL MEDICAL CENTER			4	100%	4
CRESTAR LABS		2	2	50%	4
WHITE WILSON MEDICAL CENTER NEPHROLOGY			4	100%	4
OHIO DEPARTMENT OF HEALTH			4	100%	4
SUNSHINE PEDIATRICS OF CENTRAL FLORIDA PL		2	2	50%	4
CARENOW URGENT CARE-DONELSON		3	1	25%	4
NIGHT LITE PEDIATRICS CENTER		1	3	75%	4
LABS PLUS LLC		4			4
FLORIDA PREMIER MEDICAL CARE PA			4	100%	4
MEDEXPRESS URGENT CARE, FAIRMONT		4			4
BERRYHILL MANOR		4			4
BAYLOR ESOTERIC AND MOLECULAR LAB			4	100%	4
ORLANDO FAMILY MEDICINE		1	3	75%	4
OVIDO CHILDRENS HEALTH CENTER LLC		1	3	75%	4
TRUE HEALTH- HOFFNER		3	1	25%	4
MEDEXPRESS URGENT CARE PLEASANT HILLS		3	1	25%	4
PHYSICIANS IMMEDIATE CARE ELGIN			4	100%	4
PM PEDIATRICS OF SELDEN		3	1	25%	4
MINUTE CLINIC DIAGNOSTIC OF TEXAS, LLC		4			4
CAPTAIN JAMES A. LOVELL FEDERAL HEALTHCARE CENTER			4	100%	4
CLAY PRIMARY & FAMILY CARE LLC			4	100%	4
Park Ridge Nursing Center		3	1	25%	4
MINUTECLINIC DIAGNOSTIC OF GEORGIA, LL		4			4
MEDEXPRESS URGENT CARE - MOUNTAIN HOME		3	1	25%	4
MEDEXPRESS URGENT CARE - BECKLEY CROSS		3	1	25%	4
MINUTE CLINIC OF KANSAS PA		1	3	75%	4
SIGNATURE CARE MONTROSE		2	2	50%	4
MINUTE CLINIC DIAGNOSTIC OF NORTH CAROLINA		4			4
SunTerrace Health Care Center		3	1	25%	4
MEMORIAL HEALTH CARE SYSTEMS			4	100%	4
MEDEXPRESS URGENT CARE - KOKOMO		4			4
LAKE CO SCHOOLS EMPLOYEE HEALTH & WELLNESS CENTER		3	1	25%	4
ESTATES MEDICAL CENTER INC			4	100%	4
SUPERIOR RESIDENCES AT CALA HILLS		4			4
MARSHFIELD LABORATORIES			4	100%	4
MINUTECLINIC, LLC, #4160		2	2	50%	4
AFFINITY URGENT CARE			4	100%	4

# COVID-19: testing by laboratory

Data through Jan 12, 2021 verified as of Jan 13, 2021 at 09:25 AM

Data in this report are provisional and subject to change.

The numbers in the table below represent the number of Florida and non-Florida residents for whom test results were received by the Department of Health. A person can be tested by more than one laboratory and can have both positive and negative results. **Therefore, the sum of the numbers in each column will be larger than the total number of people tested.**

Reporting lab	Inconclusive	Negative	Positive	Percent positive	Total
HAMPTON ALF AT 24TH ROAD LLC			4	100%	4
RELIANT ACUTE CARE			4	100%	4
REDMED OF CROSSTOWN		1	3	75%	4
UNION CITY MANOR NURSING CENTER		4			4
FLORENCE - HUNTSVILLE HOSPITAL URGENT CARE		3	1	25%	4
PRIMECARE		2	2	50%	4
DTR LABS		3	1	25%	4
CARE ONE PRIMARY CARE			4	100%	4
LIFE CARE HOME HEALTH SERVICES LLC		1	3	75%	4
CAREWELL 202			4	100%	4
PARTNERS PHARMACY OF FLORIDA LLC		4			4
MEDEXPRESS URGENT CARE - MARKHAM STREE		3	1	25%	4
RIO PINAR HEALTH CARE			4	100%	4
PELICAN LANDING		1	3	75%	4
ENCOMPASS HOME HEALTH		4			4
DOTHAN PEDIATRIC CLINIC			4	100%	4
PANCARE HEALTH YOUNGSTOWN			4	100%	4
PUTNAM HOSPITAL CENTER LABORATORY		4			4
BIG BEND HOSPICE INC		4			4
NORTHDALE REHABILITATION CENTER			4	100%	4
COMPASSION PEDIATRICS			4	100%	4
BAYFRONT MEDICAL			4	100%	4
CAYUGA COUNTY HEALTH DEPARTMENT		3	1	25%	4
ORLANDO FAMILY MEDICAL INC		4			4
CVS MINUTE CLINIC DIAGNOSTIC MED GRP OF SAN		2	2	50%	4
URGENT TEAM - HUNTSVILLE		3	1	25%	4
MEDEXPRESS - NEWARK		4			4
MINUTECLINIC DIAGNOSTICS OF IND, LLC		4			4
BENTLEY VILLAGE II			4	100%	4
INNOVATIVE COVID-DIVERSEY			3	100%	3
ADVENT HEALTH - TIMBERRIDGE ER		2	1	33%	3
BOLING, STEPHANIE		3			3
ADRIANA M CASTRO MD PA		3			3
LISTENING DOCTOR PLLC, THE			3	100%	3
BETTERMED URGENT CARE			3	100%	3
BAPTIST PRIMARY CARE, INC.		2	1	33%	3
MEDICAL UNIVERSITY SC HOSPITAL			3	100%	3
SURETOX LABORATORY LLC		2	1	33%	3
FLORIDA MEDICAL ASSOCIATES LLC			3	100%	3
MINUTECLINIC, DIAGNOSTIC OF TEXAS, LL		3			3
ADVENT HEALTH MEDICAL GROUP FAMILY MEDICINE			3	100%	3
BROOKDALE ORANGE PARK		3			3
ISLAMORADA VILLAGE OF ISLANDS FIRE RESCUE		3			3
THOMAS LANGLEY			3	100%	3
SOFTLAB			3	100%	3
COOPER UNIVERSITY HOSPITAL LABORATORY		2	1	33%	3
HELIX MEDICAL CENTERS		1	2	67%	3

# COVID-19: testing by laboratory

Data through Jan 12, 2021 verified as of Jan 13, 2021 at 09:25 AM

Data in this report are provisional and subject to change.

The numbers in the table below represent the number of Florida and non-Florida residents for whom test results were received by the Department of Health. A person can be tested by more than one laboratory and can have both positive and negative results. **Therefore, the sum of the numbers in each column will be larger than the total number of people tested.**

Reporting lab	Inconclusive	Negative	Positive	Percent positive	Total
MEDFUSION		2	1	33%	3
TMH PHYSICIAN PARTNERS SOUTHWOOD			3	100%	3
CAMELLIA AT DEERWOOD			3	100%	3
ALLIANCE FOR MULTISPECIALTY RESEARCH		3			3
REGIONAL MEDICAL LAB			3	100%	3
MOULTRIE CREEK NURSING AND REHAB			3	100%	3
Gulfport Rehabilitation Center			3	100%	3
SEBRING PEDIATRICS LLC			3	100%	3
RHEA MEDICAL CENTER		3			3
ST MARYS MEDICAL CENTER			3	100%	3
ELITE PRIMARY CARE OF WAYCROSS			3	100%	3
Cleveland Clinic Weston			3	100%	3
LIFEHOPE LABS			3	100%	3
PANCARE HEALTH - ALTHA PUBLIC			3	100%	3
SSM HEALTH ST LOUIS MICROBIOLOGY LABORATORY		1	2	67%	3
BOONE DRUG & HEALTHCARE AT DEERFIELD			3	100%	3
MORTON PLANT NORTH BAY HOSPITAL			3	100%	3
QUEST DIAGNOSTICS PSC			3	100%	3
Lakeview Village		3			3
INDIANA STATE DEPARTMENT OF HEALTH LABORATORIES			3	100%	3
NORTH DAKOTA DEPT OF HEALTH MICROBIOLOGY		1	2	67%	3
CIGNA ONSITE HEALTH LLC		1	2	67%	3
SEMINOLE FAMILY HEALTH CENTER		3			3
WALGREENS #07502		3			3
CIGNA PBSO WEST PALM			3	100%	3
VERILY LIFE SCIENCES		3			3
ALLIED PHYSICIANS GROUP PLLC		3			3
Life Care Center of Orlando			3	100%	3
MEDICAL CENTER OF THE ROCKIES			3	100%	3
PINELLAS 1 HOME HEALTH CARE CORP		3			3
CARESPOT-WELLINGTON			3	100%	3
DEACONESS HOSPITAL			3	100%	3
UNITY HEALTH AND REHABILITATION CENTER			3	100%	3
NYC PUBLIC HEALTH LABS			3	100%	3
CULLMAN REGIONAL MEDICAL CENTER		2	1	33%	3
AMERICAN SCIENTIFIC LABORATORIES LLC			3	100%	3
MEDEXPRESS URGENT CARE SHADYSIDE		3			3
KEY WEST URGENT CARE, INC		3			3
VILLAGES HEALTH, THE		3			3
JACKSON SOUTH COMMUNITY HOSPITAL LAB			3	100%	3
MEDEXPRESS URGENT CARE-SCOTT TOWNSHIP		3			3
COASTAL COMPLETE CARE			3	100%	3
Life Care Center of Citrus County		2	1	33%	3
SPRING LAKE REHABILITATION CENTER			3	100%	3
CVS MINUTE CLINIC DIAG OF IND LLC #5206		2	1	33%	3
URGENT DOC - URGENT CARE CLINIC			3	100%	3
PREMIER FAMILY AND SPORTS MEDICINE		2	1	33%	3

# COVID-19: testing by laboratory

Data through Jan 12, 2021 verified as of Jan 13, 2021 at 09:25 AM

Data in this report are provisional and subject to change.

The numbers in the table below represent the number of Florida and non-Florida residents for whom test results were received by the Department of Health. A person can be tested by more than one laboratory and can have both positive and negative results. **Therefore, the sum of the numbers in each column will be larger than the total number of people tested.**

Reporting lab	Inconclusive	Negative	Positive	Percent positive	Total
DEPARTMENT OF PATHOLOGY ROME MEMORIAL		3			3
MINUTECLINIC, LLC #7139		3			3
MINUTECLINIC DIAGNOSTIC OF NORTH CAROLINA PC #7054		3			3
Rosedale Green		3			3
MEDEXPRESS URGENT CARE MARTINSBURG		2	1	33%	3
LEESBURG COMMUNITY HEALTH CENTERS			3	100%	3
ADVANCED URGENT CARE OF MARATHON			3	100%	3
ACCESS HOME HEALTH OF FLORIDA LLC		3			3
RIVER CITY MEDICAL ASSOCIATES INC			3	100%	3
TUFTS MEDICAL CENTER			3	100%	3
TIEHH BIOTERRORISM RESPONSE LAB			3	100%	3
LOUISIANA DEPT. OF HEALTH AND HOSPITALS-INFECTIOUS DISEASE EPI SECTION			3	100%	3
Magnolia Health and Rehab Center			3	100%	3
GARCIA MORALES NELSON			3	100%	3
MEDICAL SERVICES OF AMERICA HOME HEALTH		3			3
SIGNATURE CARE PFLUGERVILLE			3	100%	3
VITRO MOLECULAR LABORATORIES			3	100%	3
PROPATH			3	100%	3
MINUTECLINIC DIAG OF IND, LLC #2387		3			3
MINUTECLINIC DIAGNOSTIC OF TN PC #240		3			3
TERRACINA LLC			3	100%	3
PREMIER CLINICAL RESEARCH INSTITUTE INC			3	100%	3
KINDRED HOSPITAL OCALA		2	1	33%	3
MORGAN STANLEY HEALTH CENTER		3			3
MEDEXPRESS URGENT CARE-ARLINGTON		2	1	33%	3
PALMS WEST HOSPITAL			3	100%	3
BAPTIST HEALTH MEDICAL CENTER			3	100%	3
FAMILY TREE DNA			3	100%	3
DISCOVERY VILLAGE AT STUART		1	2	67%	3
SUMTER COUNTY HEALTH DEPARTMENT			3	100%	3
CGH MEDICAL CENTER			3	100%	3
MEDEXPRESS URGENT CARE - SUMMERSVILLE, WEBSTER RD		3			3
BRADENTON PHYSICIAN MEDICAL CENTER			3	100%	3
DEPARTMENT OF HEALTH/ NEW YORK			3	100%	3
THE PATHOLOGY LABORATORY		1	2	67%	3
ALLIANCE LABS @LRMC			3	100%	3
RICHMOND CITY DEPARTMENT OF PUBLIC HEALTH			3	100%	3
DACH MAIN LAB			3	100%	3
ADVENTHEALTH CENTRA CARE PONCIANA			3	100%	3
STATCARE URGENT & WALK IN MEDICAL CARE		2	1	33%	3
PUBLIC HEALTH TRUST OF MIAMI DADE COUNTY			3	100%	3
MEDEXPRESS URGENT CARE - TULSA, S YALE AVE		3			3
BITTINGS APOTHECARY INC		1	2	67%	3
MEDEXPRESS URGENT CARE - RICHMOND, W BROAD ST		3			3
ASPEN VALLEY HOSPITAL			3	100%	3
MONTEFIORE MEDICAL CENTER LABS MONTEFIORE		2	1	33%	3
SCIENTIFIC LABORATORY DIVISION			3	100%	3



# COVID-19: testing by laboratory

Data through Jan 12, 2021 verified as of Jan 13, 2021 at 09:25 AM

Data in this report are provisional and subject to change.

The numbers in the table below represent the number of Florida and non-Florida residents for whom test results were received by the Department of Health. A person can be tested by more than one laboratory and can have both positive and negative results. **Therefore, the sum of the numbers in each column will be larger than the total number of people tested.**

Reporting lab	Inconclusive	Negative	Positive	Percent positive	Total
SUN TERRACE HEALTH CARE CENTER			3	100%	3
GYN PATH SERVICES			3	100%	3
PEDIATRICS BY THE SEA JOG RD OFFICE			3	100%	3
WEST TN HEALTH MED NORTH		3			3
Hunterdon Medical Center Laboratory		3			3
WYOMING DEPT OF HEALTH			3	100%	3
MERCY URGENT CARE			3	100%	3
MEDEXPRESS URGENT CARE - WILKES BARRE		2	1	33%	3
NORTHSIDE HOSPITAL		2	1	33%	3
NORTHERN LIGHT LABORATORY		1	2	67%	3
LATCHER LABORATORY OF A O FOX MEMORIAL		2	1	33%	3
TIFTON CARECONNECT URGENT CARE			3	100%	3
REMISE OCCUPATIONAL HEALTH SOLUTIONS INC			3	100%	3
PM PEDIATRICS OF SELDEN PLLC		3			3
FLORIDA DEPARTMENT OF HEALTH IN MIAMI DADE COUNTY		2	1	33%	3
OHIO HEALTH DOCTORS HOSPITAL			3	100%	3
RAPID CITY RUGENT CARE			3	100%	3
VIRGINIA DIVISION OF CONSOLIDATED LABORATORIES			3	100%	3
MUNSON MEDICAL CENTER			3	100%	3
CONSOLIDATED LABORATORY SERVICES			3	100%	3
MICHIGAN HEALTH CLINIC LABORATORIES		2	1	33%	3
MED TECH SERVICES OF PALM BEACH INC		3			3
NORTH BROWARD HOSPITAL DISTRICT HEALTHCARE FOR THE HOMELESS			3	100%	3
CULLMAN REGIONAL URGENT CARE		2	1	33%	3
CELEBRATION PEDIATRICS PA			3	100%	3
MEADOWS AT CYPRESS GARDENS, THE		3			3
ESTERO FIRE RESCUE		3			3
CORTLAND REGIONAL MEDICAL CENTER		3			3
PATHOLOGY REFERENCE LAB LLC			3	100%	3
ADVICE FOR OPTIMAL WELLNESS, INC			3	100%	3
NORTHWEST FLORIDA CLINICAL LAB		1	2	67%	3
HELIX LW UC		1	2	67%	3
MEDEXPRESS URGENT CARE-HERSHEY		2	1	33%	3
FIRST CARE - MIDDLESBORO			3	100%	3
FLORIDA SCHOOL FOR THE DEAF AND THE BLIND			3	100%	3
Broadview Multi-Care Center		3			3
NEMOURS CHILDRENS PRIMARY CARE HORIZON WEST			3	100%	3
BEEBE MEDICAL CENTER LABORATORY		3			3
CVS MINUTE CLINIC DIAGNOSTIC OF TN #6044		3			3
PINELLAS POINT NURSING AND REHAB			3	100%	3
TRUE HEALTH - LAKE UNDERHILL		3			3
ST. PETERSBURG PEDIATRICS- 38TH AVENUE			3	100%	3
MINUTECLINIC INCORPORATE, LLC		3			3
MINUTECLINIC LLC (1435)		3			3
MINUTECLINIC, LLC #1431		2	1	33%	3
MINUTECLINIC DIAGNOSTIC MED GRP OF SAN		3			3
MC DIAGNOSTIC OF CONNECTICUT, PC #1043		3			3

# COVID-19: testing by laboratory

Data through Jan 12, 2021 verified as of Jan 13, 2021 at 09:25 AM

Data in this report are provisional and subject to change.

The numbers in the table below represent the number of Florida and non-Florida residents for whom test results were received by the Department of Health. A person can be tested by more than one laboratory and can have both positive and negative results. **Therefore, the sum of the numbers in each column will be larger than the total number of people tested.**

Reporting lab	Inconclusive	Negative	Positive	Percent positive	Total
MINUTECLINIC, LLC, MINUTECLINIC #7637		3			3
ALABAMA DEPARTMENT OF PUBLIC HEALTH		1	2	67%	3
Bethany Health and Rehab		3			3
ADVENT HEALTH - CENTRAL PASCO ER			3	100%	3
HARBORCHASE OF STUART			3	100%	3
NORTH SHORE HOSP. INFECTION CONTROL			3	100%	3
ST. CLOUD PHARMACY AND WELLNESS CENTER		3			3
ST JOSEPHS CHILDRENS OUTREACH			3	100%	3
ORCHID COVE DAYTONA			3	100%	3
PARRISH MEDICAL CENTER-WAIVED TESTING		3			3
MEDLAB INC		3			3
MEDEXPRESS URGENT CARE - YORK			3	100%	3
OHIO CVS STORES		3			3
ERIE COUNTY PUBLIC HEALTH CLINICAL		3			3
TARRANT COUNTY PUBLIC HEALTH		3			3
MONTANA PUBLIC HEALTH LAB			3	100%	3
PLEASANTVILLE OF SEBASTIAN LLC			3	100%	3
WINDER NURSING INC DBA WINDER HEALTH CARE		3			3
EMORY BENNETT VETERANS NURSING HOME		3			3
APEX CLINICAL LABORATORIES INC		3			3
LEXINGTON MEDICAL CENTER		1	2	67%	3
Gulf Shore Care Center			3	100%	3
MEDFIRST URGENT CARE			3	100%	3
MOBIL LAB FOR ALL INC		3			3
HEALTHQUEST, INC		2	1	33%	3
AVANTE INVERNESS		1	2	67%	3
TERENCE B MITCHELL MD, INC			3	100%	3
CUMBERLAND MEDICAL CENTER INC		3			3
NORTHCREST MEDICAL CENTER		1	2	67%	3
MEDEXPRESS URGENT CARE- FORT WORTH N T		3			3
HARBOUR'S EDGE		2	1	33%	3
MONTANA DEPARTMENT OF PUBLIC HEALTH & HUMAN SERVICES			3	100%	3
LOVING CARE OF THE TREASURE COAST LLC	1	2			3
ST LUKES HOSPITAL LABORATORY		2	1	33%	3
CAREWELL URGENT CARE			3	100%	3
NORTH NAPLES HOSPITAL RESPIRATORY THERAPY DEPARTMENT			3	100%	3
PPD - IXLAYER		3			3
MINUTECLINIC DIAGNOSTIC OF WISCONSIN,		3			3
CORTLAND COUNTY HEALTH DEPARTMENT		3			3
ALPHADERA LABS, LLC			3	100%	3
FAMILY TREE MEDICAL GROUP PA		2	1	33%	3
NORTHSIDE HOSPITAL ATLANTA		3			3
CARENOW-ATASCOCITA			3	100%	3
MINUTECLINIC, LLC #5707		3			3
NAVAL MEDICAL CENTER SAN DIEGO			3	100%	3
Centrastate Medical Center		2	1	33%	3
DOTHAN WEST FAMILY MEDICINE		2	1	33%	3

# COVID-19: testing by laboratory

Data through Jan 12, 2021 verified as of Jan 13, 2021 at 09:25 AM

Data in this report are provisional and subject to change.

The numbers in the table below represent the number of Florida and non-Florida residents for whom test results were received by the Department of Health. A person can be tested by more than one laboratory and can have both positive and negative results. **Therefore, the sum of the numbers in each column will be larger than the total number of people tested.**

Reporting lab	Inconclusive	Negative	Positive	Percent positive	Total
BARONESS ERLANGER HOSPITAL		3			3
USCG SECTOR ST PETE		1	2	67%	3
BRANDON REGIONAL EMERGENCY CTR			3	100%	3
PINELLAS PARK HEALTH CENTER - PINELLAS CHD		1	2	67%	3
MINUTECLINIC, LLC #05814		3			3
MARION COUNTY FIRE RESCUE		3			3
LEE CONVENIENT CARE AT SUMMERLIN			3	100%	3
WELLMED AT APOLLO BEACH BLVD		1	2	67%	3
ESCO DRUG CO INC		3			3
MEDEXPRESS URGENT CARE, CHAMBERSBURG		2	1	33%	3
GONZALEZ MD AND ASWAD MD HEALTH SERVICES			3	100%	3
LAHEY CLINIC MEDICAL CENTER			3	100%	3
ORLANDO CLINICAL RESEARCH CENTER		3			3
MEDEXPRESS URGENT CARE-PASADENA		3			3
KISSIMMEE URGENT CARE		3			3
Nashville Central Laboratory		3			3
MARYLAND STATE DEPT OF HEALTH	2		1	33%	3
AUSTIN PUBLIC HEALTH			3	100%	3
MINUTECLINIC DIAGNOSTIC OF TN PC #242		3			3
SJH			3	100%	3
ST. LUKE'S HOSPITAL - BETHLEHEM CAMPUS		1	2	67%	3
MINUTECLINIC DIAGNOSTIC OF NORTH CAROLINA PC #5341		2	1	33%	3
SUMNER REGIONAL MEDICAL CENTER		2	1	33%	3
ADVENTHEALTH SEBRING- INFECTION CONTROL DEPARTMENT			3	100%	3
FELICIDAD MEDICAL CENTER INC			3	100%	3
NOVANT HEALTH PRESBYTERIAN		2	1	33%	3
FLORIDA LABORATORY ANALYSIS, LLC			3	100%	3
NC STATE LABORATORY OF PUBLIC HEALTH		3			3
HOUSTON METHODIST HOSPITAL			3	100%	3
ORLANDO REGIONAL HEALTH SERVICES		1	2	67%	3
PALM BEACH COUNTY FIREFIGHTERS HEALTH CLINIC, LLC			3	100%	3
UNIVERSITY OF MICHIGAN		2	1	33%	3
VELOCITY CARE			3	100%	3
HUNT CLUB MEDICAL CARE			3	100%	3
LOYOLA UNIVERSITY MEDICAL CENTER LABORATORY			3	100%	3
JS HEALTHCARE		2	1	33%	3
WATSON THERAPEUTICS INC			3	100%	3
Greystone Health Care Center		3			3
QUATRACOR PLLC		3			3
DIXIE COUNTY EMERGENCY SERVICES			3	100%	3
LEWIS COUNTY MANOR		3			3
IOWA DEPARTMENT OF PUBLIC HEALTH			3	100%	3
MEDEXPRESS URGENT CARE - WICHITA, S SENECA ST		1	2	67%	3
MEDIC INFUSION PA		3			3
GRACE WELLNESS CENTER		2	1	33%	3
ADVENT HEALTH - WESTCHASE ER			3	100%	3
BRENTWOOD SENIOR LIVING AT ST PETE			3	100%	3

# COVID-19: testing by laboratory

Data through Jan 12, 2021 verified as of Jan 13, 2021 at 09:25 AM

Data in this report are provisional and subject to change.

The numbers in the table below represent the number of Florida and non-Florida residents for whom test results were received by the Department of Health. A person can be tested by more than one laboratory and can have both positive and negative results. **Therefore, the sum of the numbers in each column will be larger than the total number of people tested.**

Reporting lab	Inconclusive	Negative	Positive	Percent positive	Total
VA OUTPATIENT CLINIC-NEW PORT RICHEY			3	100%	3
UNIVERSITY OF MIAMI / SCCC RESEARCH LABORATORY			3	100%	3
State Lab Unspecifd			3	100%	3
HEALTHCARE NETWORK OF SOUTHWEST FLORIDA			3	100%	3
THE CLINIC OF PEDIATRICS & GI MEDICINE, INC			3	100%	3
VIRTUA MEMORIAL HOSPITAL BURLINGTON COUNTY		1	2	67%	3
ACCESS HEALTH CARE		2	1	33%	3
PATIENT FIRST - ALLENTOWN			3	100%	3
ABBOTT DIAGNOSTICS			3	100%	3
OPENTRONS PRL		2	1	33%	3
MINUTECLINIC DIAG OF IND LLC #6840		3			3
COASTAL LABORATORIES OF FLORIDA			3	100%	3
MEDICAL CENTER ENTERPRISE			3	100%	3
SCHIFF CENTER FOR LIVER DISEASES		1	2	67%	3
GREATER MOBILE URGENT CARE - SPRINGHILL			3	100%	3
GLADES COUNTY DETENTION CENTER			3	100%	3
MINUTECLINIC DIAGNOSTIC OF MAINE, LLC		2	1	33%	3
PEDIATRICS AND ADOLESCENT MEDICINE		2	1	33%	3
MEDEXPRESS URGENT CARE - WALDORF, CRAIN HWY		3			3
BROOKDALE NEW PORT RICHEY			3	100%	3
GENTLE HANDS MOBILE PHLEBOTOMY			3	100%	3
Bainbridge Health and Rehab		3			3
LUVERNE HEALTH AND REHABILITATION		3			3
FLORIDA HOSPITAL LABORATORIES		3			3
Rutgers Health Rwj University Hospital - Laboratory		2	1	33%	3
BETH ISRAEL MEDICAL CENTER LABS		3			3
TAMPA URGENT CARE			3	100%	3
CARE ATC - CITY OF BOYNTON BEACH			3	100%	3
MONROE COUNTY DEPT OF PUBLIC HEALTH ST		3			3
BAPTIST OUTPATIENT SERVICES			3	100%	3
EXPRESS CARE OF TAMPA BAY LLC		2	1	33%	3
COMPASSION PEDIATRIC URGENT CARE LLC			3	100%	3
MINUTECLINIC DIAGNOSTIC OF LOUISIANA,		2	1	33%	3
ANN STORCK CENTER INC		3			3
NEWSTAR MEDICAL LABORATORIES		3			3
GAINESVILLE PEDIATRIC ASSOCIATES			3	100%	3
ONslow MEMORIAL HOSPITAL LABORATORY		3			3
COVENANT PEDIATRICS		1	2	67%	3
CAMPAZZI CONCIERGE MEDICAL SERVICES		2	1	33%	3
FLORIDA GASTROENTEROLOGY ASSOCIATES PA		3			3
CTRS			3	100%	3
TAMPA		1	2	67%	3
HILLVIEW LABORATORY			3	100%	3
OHIO DEPARTMENT OF HEALTH LABORATORY		2	1	33%	3
HAVEN CUSTEAD CARE CENTER			3	100%	3
LONG ISLAND UNIVERSITY - POST CAMPUS		3			3
ST VINCENT'S URGENT CARE		3			3

# COVID-19: testing by laboratory

Data through Jan 12, 2021 verified as of Jan 13, 2021 at 09:25 AM

Data in this report are provisional and subject to change.

The numbers in the table below represent the number of Florida and non-Florida residents for whom test results were received by the Department of Health. A person can be tested by more than one laboratory and can have both positive and negative results. **Therefore, the sum of the numbers in each column will be larger than the total number of people tested.**

Reporting lab	Inconclusive	Negative	Positive	Percent positive	Total
ORLANDO MEDICAL CENTER PL			3	100%	3
EXETER HOSPITAL		3			3
CALIFORNIA DEPARTMENT OF PUBLIC HEALTH			3	100%	3
SANFORD MOBILE LAB			3	100%	3
AFC PHYSICIANS OF FLORIDA PA			3	100%	3
NEOGENOMICS LABORATORIES, INC		3			3
TERRACE OF ST CLOUD, THE		2	1	33%	3
EBEIDS MD PEDIATRICS			3	100%	3
MPG JACKSONVILLE ATLANTIC BLVD		1	2	67%	3
DANIEL M LIBBY MD PLLC		3			3
BOND & STEELE CLINIC PA D/B/A BOND CLINIC PA		3			3
CRANES VIEW LODGE			3	100%	3
ORLANDO ORTHOPAEDIC OUTPATIENT SURGERY CENTER		1	2	67%	3
ADEPT INPATIENT MEDICAL SERVICES PC		3			3
FAMILY MEDICINE AT WINTER PARK			3	100%	3
GROVES CENTER			3	100%	3
PENSACOLA PEDIATRICS PA - TIGER POINT			3	100%	3
BRIDGE DIAGNOSTICS			3	100%	3
BROOKDALE OAKBRIDGE		1	2	67%	3
PRISMA HEALTH MIDLANDS			3	100%	3
MEDEXPRESS URGENT CARE - NORTH LITTLE		2	1	33%	3
MADISON COUNTY HEALTH DEPARTMENT		3			3
MEASE CONTINUING CARE		1	2	67%	3
PROMPT CARE OF CENTRAL FLORIDA LLC			3	100%	3
UNC HOSPITAL/MCLENDON CLINICAL LABORATORIES			3	100%	3
MINUTECLINIC DIAGNOSTIC OF MICHIGAN, P		3			3
ALOHA HOME CARE LLC DBA ACCENTCARE HOME HEALTH OF		3			3
LINCOLN MEDICAL CENTER		3			3
YORK HOSPITAL - LABORATORY			3	100%	3
VICAR'S LANDING NURSING HOME		2	1	33%	3
VIDANT MEDICAL CENTER			3	100%	3
REELFOOT FAMILY WALK IN CLINIC		2	1	33%	3
FLORIDA MENTOR-POINT WEST CLUSTER		3			3
MANORCARE NURSING & REHABILITATION CENTER-NAPLES		3			3
Westside Terrace		3			3
BNC Medical Investors, LLC Berrien Nursing & Rehabilitation Center		3			3
SHANDS AT LAKE SHORE LAB		1	2	67%	3
NEMOURS CHILDRENS PRIMARY CARE MAITLAND			3	100%	3
CVS MINUTE CLINIC DIAGNOSTIC OF TEXAS		3			3
SIGNATURE URGENT CARE			3	100%	3
TAYLOR MANOR		1	2	67%	3
MINUTE-CLINIC DIAGNOSTIC OF VIRGINIA		2	1	33%	3
BROOKDALE SENIOR LIVING			3	100%	3
SMOKY MOUNTAIN URGENT CARE AND FAMILY MEDICINE CENTER			3	100%	3
MEDEXPRESS URGENT CARE LAVALE		3			3
MINUTE CLINIC DIAGNOSTIC OF VIRGINIA, LLC		3			3
MAYO		1	2	67%	3



# COVID-19: testing by laboratory

Data through Jan 12, 2021 verified as of Jan 13, 2021 at 09:25 AM

Data in this report are provisional and subject to change.

The numbers in the table below represent the number of Florida and non-Florida residents for whom test results were received by the Department of Health. A person can be tested by more than one laboratory and can have both positive and negative results. **Therefore, the sum of the numbers in each column will be larger than the total number of people tested.**

Reporting lab	Inconclusive	Negative	Positive	Percent positive	Total
CARENOW URGENT CARE - CENTRAL AUSTIN			3	100%	3
MINUTECLINIC #2860		3			3
FHPG FAMILY MEDICAL CENTER OF TAMPA BAY		1	2	67%	3
HIALEAH SHORES NURSING AND		2	1	33%	3
CENTRAL DUPAGE HOSPITAL			3	100%	3
MEDEXPRESS - COLLINSVILLE BELT LINE		3			3
LAFAYETTE NURSING AND REHAB			3	100%	3
CALLAWAY CLINIC		2	1	33%	3
US SPECIALTY LABS			3	100%	3
PLAINVIEW PRIMARY CARE		3			3
NORTH DADE NURSING AND REHABILITATION CENTER			3	100%	3
MINUTECLINIC DIAG OF IND, LLC #6483		1	2	67%	3
FOX FAMILY PRACTICE		3			3
SANDGATE GARDENS REHAB & NURSING CENTER		2	1	33%	3
Enterprise Health and Rehabilitation Center		3			3
MINUTECLINIC DIAGNOSTIC OF ILLINOIS LL		3			3
ADVANCED PEDIATRICS OF BOCA LLC			3	100%	3
SOMA MEDICAL CENTER, PA #4 FLORIDA MANGO			3	100%	3
MID FLORIDA CLINICAL LABORATORY		2	1	33%	3
EMERALD COAST CENTER			3	100%	3
INSPIRA MEDICAL CENTER VINELAND LAB		2	1	33%	3
ROANE MEDICAL CENTER		2	1	33%	3
TMH PHYSICIAN PARTNERS BLOUNTSTOWN			3	100%	3
SENTARA NORFOLK GENERAL HOSPITAL CENTRAL LAB			3	100%	3
ALABAMA DEPT PUBLIC HEALTH			3	100%	3
CROSSVILLE MEDICAL GROUP		1	2	67%	3
MEDEXPRESS URGENT CARE-CLOQUET		2			2
FIRST PREVENTION AND DIALYSIS CENTER LLC			2	100%	2
MINUTE CLINIC DIAGNOSTIC OF SOUTH CAROLINA		1	1	50%	2
TALLAHASSEE MEMORIAL HEALTHCARE FAMILY MED RESIDENCY			2	100%	2
MINUTECLINIC, LLC #03268		2			2
CVS MINUTE CLINIC DIAGNOSTIC OF KANSAS, PA		2			2
MOBILE COUNTY HEALTH DEPARTMENT		1	1	50%	2
GUIDEWELL EMERGENCY MEDICINE DOCTORS LLC			2	100%	2
Fort Gaines Health and Rehab		2			2
NATIONWIDE LABORATORY SERVICES		1	1	50%	2
PIEDMONT HOSPITAL LAB			2	100%	2
ADVENTHEALTH MEDICAL GROUP INTERNAL MEDICINE AT			2	100%	2
TAMPA INTERNATIONAL AIRPORT			2	100%	2
FLORIDA DEPARTMENT OF HEALTH (FDOH)			2	100%	2
ATRIA SAN PABLO			2	100%	2
WISE HEALTH SYSTEM		1	1	50%	2
INTEGRATED REGIONAL LABS			2	100%	2
JOHN D. ARCHBOLD MEM. HOSPITAL			2	100%	2
REGIONS HOSPITAL LABORATORY			2	100%	2
MEDEXPRESS URGENT CARE, HERMITAGE		1	1	50%	2
MINUTECLINIC DIAGNOSTIC PA #3344		2			2

# COVID-19: testing by laboratory

Data through Jan 12, 2021 verified as of Jan 13, 2021 at 09:25 AM

Data in this report are provisional and subject to change.

The numbers in the table below represent the number of Florida and non-Florida residents for whom test results were received by the Department of Health. A person can be tested by more than one laboratory and can have both positive and negative results. **Therefore, the sum of the numbers in each column will be larger than the total number of people tested.**

Reporting lab	Inconclusive	Negative	Positive	Percent positive	Total
LEE MEMORIAL HOSPITAL BLOOD GAS LAB			2	100%	2
LEESBURG REGIONAL MEDICAL CENTER URGENT CARE			2	100%	2
FLORIDA HOSPITAL PHYSICIANS GROUP			2	100%	2
ATHENA CARE RESOURCES LLC		2			2
SUNBRIDGE CARE & REHAB FOR DECATUR		2			2
MINUTE CLINIC DIAGNOSTIC MED GRP		2			2
BOND COMMUNITY HEALTH CENTER			2	100%	2
MEDSTAR HARBOR HOSPITAL			2	100%	2
NAVAL MEDICAL CENTER			2	100%	2
STPET		1	1	50%	2
INA		1	1	50%	2
FLORIDA PRIMARY CARE CENTER PA		2			2
SCRIPPS CLINIC MEDICAL			2	100%	2
LIFETIME FAMILY URGENT CARE			2	100%	2
MINUTE CLINIC DIAG OF IND LLC #8674		2			2
JOHNNIE RUTH CLARKE LAB			2	100%	2
UC CORAL GABLES			2	100%	2
ADVENTHEALTH IMAGING PARTIN SETTLEMENT			2	100%	2
METROHEALTH SYSTEM			2	100%	2
Medilodge of Montrose		2			2
MINUTECLINIC DIAG OF IND, LLC #8645		2			2
SUNCOAST BLOOD BANK			2	100%	2
GULF COAST REGIONAL MEDICAL CARE		2			2
ADVANCED URGENT CARE CENTER OF THE UPPER KEYS			2	100%	2
CHESTERFIELD HEALTHCARE GROUP, INC		2			2
WAL-MART STORES EAST LP		2			2
MERCY HEALTH LAB		1	1	50%	2
Bedford Care Center of Hattiesburg		2			2
CVS MINUTE CLINIC DIAGNOSTIC OF TN #3293		2			2
MINUTECLINIC DIAGNOSTICS OF IND LLC		1	1	50%	2
UT AUSTIN UNIVERSITY HEALTH SERVICES			2	100%	2
MEMORIAL SLOAN KETTERING CANCER CENTER		1	1	50%	2
LIFT HEALTH		2			2
HOUSTON HEALTH DEPARTMENT - BUREAU OF LABORATORY SERVICES			2	100%	2
MEMORIAL HOSPITAL OF SOUTH BEND			2	100%	2
Metro West Nursing and Rehab			2	100%	2
MINUTECLINIC DIAGNOSTIC OF TN PC #6435		2			2
STUDENT HEALTH SERVICES			2	100%	2
87TH MEDICAL GROUP - MCGUIRE AMBULATORY CARE FACILITY		2			2
PHOEBE BERKS HEALTH CARE CENTER		2			2
PM PEDIATRICS OF BAYSIDE PLLC - HOPEWELL JUNCTION		2			2
THE HOSPITAL OF PROVIDENCE EMERGENCY ROOM			2	100%	2
INTEGRITY CLINICAL RESEARCH CENTER INC		1	1	50%	2
UNIVERISTY OF MEMPHIS ATHLETIC TRAINI		2			2
PINARD HOME HEALTH SERVICES INC			2	100%	2
COOPER CLINIC			2	100%	2
ADVANCED MEDICAL CARE			2	100%	2

# COVID-19: testing by laboratory

Data through Jan 12, 2021 verified as of Jan 13, 2021 at 09:25 AM

Data in this report are provisional and subject to change.

The numbers in the table below represent the number of Florida and non-Florida residents for whom test results were received by the Department of Health. A person can be tested by more than one laboratory and can have both positive and negative results. **Therefore, the sum of the numbers in each column will be larger than the total number of people tested.**

Reporting lab	Inconclusive	Negative	Positive	Percent positive	Total
LIFESPRING COMMUNITY HEALTH		2			2
Good Samaritan Society-Blackduck		1	1	50%	2
ACCESS CARE MEDICAL GROUP LLC		2			2
US LABS		2			2
BROOME COUNTY HEALTH DEPARTMENT		1	1	50%	2
ATLAS GENOMICS			2	100%	2
24TH WEAPONS OF MASS DESTRUCTION - CIVIL SUPPORT		2			2
ASCENSION ST VINCENT'S RIVERSIDE			2	100%	2
MID - FLORIDA PATHOLOGY LLC		1	1	50%	2
SOUTH DAKOTA DEPARTMENT OF HEALTH		2			2
SPARROW CENTRAL LAB			2	100%	2
ANDERSON COUNTY HOSPITAL			2	100%	2
TENNESSEE DEPARTMENT OF HEALTH (TDH) - REGIONAL LABORATORY			2	100%	2
METHODIST MANSFIELD MEDICAL CENTER			2	100%	2
STANFORD HEALTH CARE ANATOMIC PATHOLOGY & CLINICAL LAB			2	100%	2
MINUTE CLINIC LLC #4017		2			2
BEECHTREE MOLECULAR LAB LLC			2	100%	2
MINUTECLINIC, LLC #4682		2			2
Kroger 745 - The Little Clinic Somerset		2			2
MEDEXPRESS URGENT CARE-SELINGROVE		2			2
MEASE COUNTRYSIDE HOSPITAL CARDIAC REH			2	100%	2
ACCESS LABORATORIES LLC			2	100%	2
BETHPAGE EXTENDED HOURS CENTER		2			2
MID-FLORIDA HEMATOLOGY AND ONCOLOGY CENTERS		2			2
GOLDMAN SACHS HEALTH CENTER		2			2
ORANGE PEDIATRICS			2	100%	2
BIONIC TECHNOLOGIES CORPORATION			2	100%	2
STEBEN COUNTY PUBLIC HEALTH		2			2
PREMIER FAMILY HEALTH PA			2	100%	2
ManorCare Rehabilitation Center- Decatur		2			2
CVS MINUTE CLINIC DIAG OF IND, LLC #6549		2			2
DEPARTMENT OF HEALTH AND HUMAN SERVICES DIVISION OF BEHAVIORAL HEALTH		1	1	50%	2
SPRING HILL REGIONAL HOSPITAL			2	100%	2
LAWRENCE GENERAL HOSPITAL			2	100%	2
FASTCARE LLC			2	100%	2
ADVANCED PEDIATRICS			2	100%	2
VIRGINIA DEPT OF HEALTH OFFICE OF EPIDEMIOLOGY			2	100%	2
MARTHA A PRICE MD PA		1	1	50%	2
MADISON HOSPITAL LABORATORY			2	100%	2
INSPIRE HEALTHCARE CENTER			2	100%	2
DOCTOR 4 U CLINIC			2	100%	2
KESHAV RX LLC		2			2
ADVANTA ANALYTICAL LABORATORIES			2	100%	2
ALL PEDIATRIC CARE PA			2	100%	2
Jackson Health Care Facility			2	100%	2
YOUTH AND YOU, INC		2			2
RPC@HODGES			2	100%	2

# COVID-19: testing by laboratory

Data through Jan 12, 2021 verified as of Jan 13, 2021 at 09:25 AM

Data in this report are provisional and subject to change.

The numbers in the table below represent the number of Florida and non-Florida residents for whom test results were received by the Department of Health. A person can be tested by more than one laboratory and can have both positive and negative results. **Therefore, the sum of the numbers in each column will be larger than the total number of people tested.**

Reporting lab	Inconclusive	Negative	Positive	Percent positive	Total
HARLEM HOSPITAL CENTER		2			2
MINUTECLINIC DIAG OF IND, LLC #6648		1	1	50%	2
SUWANNEE COUNTY SHERIFF OFFICE			2	100%	2
DOCTORS MEDICAL CTR OF WALTON COUNTY			2	100%	2
NORTH MCALLEN PEDIATRIC CENTER			2	100%	2
CVS MINUTE CLINIC DIAGNOSTIC		2			2
UNITED MEMORIAL MEDICAL CENTER			2	100%	2
VOLUNTEERS OF AMERICA OF FLORIDA			2	100%	2
LOWELL GENERAL HOSPITAL			2	100%	2
THE RIM URGENT CARE			2	100%	2
Alden Terrace of McHenry			2	100%	2
BELLE GLADES HEALTH CLINIC			2	100%	2
RENFREW CENTERS INC		2			2
CERTIVIA LABORATORIES			2	100%	2
GULF COAST PEDIATRICS OF SARASOTA PA		1	1	50%	2
MEDEXPRESS URGENT CARE - LINCOLN VILLA		2			2
441 URGENT CARE-MULBERRY			2	100%	2
INTERNAL MEDICINE & PEDIATRICS WELLNESS CENTER			2	100%	2
SCIENTIA DIAGNOSTICS			2	100%	2
MAIN STREET MEDICAL CENTERS		2			2
PALMETTO FAMILY HEALTH CENTER			2	100%	2
SCDHEC BUREAU OF LABORATORIES			2	100%	2
WALGREENS #13605		2			2
BAYSTATE MEDICAL CENTER		1	1	50%	2
BRIGHAM AND WOMEN'S HOSPITAL			2	100%	2
MIDLAND MEMORIAL HOSPITAL			2	100%	2
ENVOY OF FORK UNION, LLC DBA ENVOY AT THE VILLAGE		2			2
CARILLON SPORTS AND FAMILY MEDICINE		1	1	50%	2
CORAL REEF NURSING & REHABILITATION CENTER		2			2
HEART OF FLORIDA HEALTH CENTER INC			2	100%	2
ARLINGTON DIALYSIS CENTER LLC		2			2
GALEN BAYLOR EXTENSION		2			2
CONWAY MEDICAL CENTER			2	100%	2
MINUTECLINIC DIAGNOSTIC OF OHIO #7790		1	1	50%	2
GRAND VILLA OF MELBOURNE			2	100%	2
ASPIRUS RIVERVIEW HOSPITAL & CLINICS INC		1	1	50%	2
MINUTECLINIC, LLC, DBA MINUTECLINIC #6		2			2
SOUTH LAKE FAMILY HEALTH CENTER			2	100%	2
CRUC CMCH-COVID-19		2			2
AUSTIN REGIONAL CLINIC MICROBIOLOGY LAB			2	100%	2
MEDEXPRESS URGENT CARE - BRIDGEVILLE		2			2
NITIN BAWA PROFESSIONAL ASSOCIATES			2	100%	2
SOUTHEAST GEORGIA HEALTH SYSTEM			2	100%	2
MINUTECLINIC, LLC #1470		2			2
RIVERVIEW MEDICAL CLINIC		2			2
CITY OF NEW YORK DEPARTMENT OF HEALTH			2	100%	2
OAKBRIDGE TERRACE AT SAE			2	100%	2

# COVID-19: testing by laboratory

Data through Jan 12, 2021 verified as of Jan 13, 2021 at 09:25 AM

Data in this report are provisional and subject to change.

The numbers in the table below represent the number of Florida and non-Florida residents for whom test results were received by the Department of Health. A person can be tested by more than one laboratory and can have both positive and negative results. **Therefore, the sum of the numbers in each column will be larger than the total number of people tested.**

Reporting lab	Inconclusive	Negative	Positive	Percent positive	Total
OURMED		2			2
SOUTH COUNTY MENTAL HEALTH CENTER INC			2	100%	2
JULIE STAATS DO		2			2
UNIVERSTIY OF ILLINOIS HOSPITAL			2	100%	2
TRUE HEALTH INC			2	100%	2
HEALTH EXPRESS URGENT CARE			2	100%	2
MINUTE CLINIC LLC #5706		1	1	50%	2
DEPARTMENT OF HEALTH AND HUMAN SERVICES			2	100%	2
TMH PHYSICIAN PARTNERS MONTICELLO		1	1	50%	2
FEDERAL CORRECTIONAL INSTITUTION MARIANNA			2	100%	2
MD NOW URGENT CARE CENTER INC.			2	100%	2
AZALEA HEALTH AND REHABILITATION		2			2
TENNESSEE VALLEY HCS			2	100%	2
KIVA AT MOUNT DORA			2	100%	2
BAYSIDE HEALTH CLINIC		2			2
LAKE MARY HEALTH AND REHABILITATION CENTER		1	1	50%	2
SHELL POINT HOME HEALTH			2	100%	2
EDGEWATER RETIREMENT MANOR			2	100%	2
SANTA ROSA COUNTY HEALTH DEPARTMENT			2	100%	2
ADVANCED RESEARCH FOR HEALTH IMPROVEMENT		1	1	50%	2
BENTON PEDIATRICS		2			2
MEDICAL CITY DALLAS HOSPITAL			2	100%	2
Kroger 571 - The Little Clinic Hendersonville		1	1	50%	2
ADVANCED MEDICAL OF FLORIDA			2	100%	2
Workmens Circle Multicare Center		2			2
SPRINGHILL SENIOR RESIDENCE		2			2
RUSSELL MEDICAL CENTER		2			2
MEDEXPRESS URGENT CARE - LEDGEWOOD		2			2
Avanti Wellness and Rehab			2	100%	2
MEDEXPRESS URGENT CARE- COLUMBIA HEIGH		2			2
FLORIDA CLINICAL LABORATORY INC			2	100%	2
DISCOVERY VILLAGE AT THE FORUM		2			2
MINUTECLINIC DIAGNOSTIC OF TN PC #643		2			2
JEFFERSON WASHINGTON TOWNSHIP HOSPITAL		2			2
SOUTHERN TENNESSEE MEDICAL CENTER			2	100%	2
WHEELER LABORATORY		2			2
MINUTE CLINIC DIAGNOSTIC OF VIRGINIA, LLC #7543		2			2
VALLEY MEDICAL LABORATORY			2	100%	2
SWEETWATER NURSING CENTER		2			2
MINUTECLINIC DIAGNOSTIC OF TN PC #442		2			2
SYLVAN NURSING			2	100%	2
FAMILY FIRST PEDIATRICS			2	100%	2
MINUTECLINIC, LLC #1492		2			2
FLORIDA MEDICAL CLINIC -INTERNAL MED DADE CITY			2	100%	2
AFC PHYSICIANS OF FLORIDA, PA			2	100%	2
CONEMAUGH MEMORIAL MEDICAL CENTER		2			2
SPECTRUM HEALTH			2	100%	2



# COVID-19: testing by laboratory

Data through Jan 12, 2021 verified as of Jan 13, 2021 at 09:25 AM

Data in this report are provisional and subject to change.

The numbers in the table below represent the number of Florida and non-Florida residents for whom test results were received by the Department of Health. A person can be tested by more than one laboratory and can have both positive and negative results. **Therefore, the sum of the numbers in each column will be larger than the total number of people tested.**

Reporting lab	Inconclusive	Negative	Positive	Percent positive	Total
LIFE CARE CENTER OF PALM BAY		2			2
MEDEXPRESS URGENT CARE - SOUTH CHARLESTON		2			2
ADVENTHEALTH MEDICAL GROUP PEDIATRICS		1	1	50%	2
MEDEXPRESS URGENT CARE - WEXFORD		2			2
GINKGO-IXLAYER		2			2
MINUTECLINIC DIAGNOSTIC MED GRP OF CA		2			2
PANCARE HEALTH - SNEADS ELEMENTARY			2	100%	2
SUNNYSIDE MANOR		2			2
U OF MIAMI MILLER SCHOOL OF MEDICINE			2	100%	2
MINUTECLINIC DIAGNOSTIC MEDICAL		2			2
SENDER RETREAT ADULT DAY CARE CENTERS			2	100%	2
ASCENSION ST MICHAEL'S HOSPITAL LAB		1	1	50%	2
MEMORIAL HERMANN CONSOLIDATED LABORATORY SERVICES			2	100%	2
ST. ELIZABETH HEALTHCARE			2	100%	2
Walgreens #10207		2			2
SIMMONS			2	100%	2
MANSFIELD MEDICAL LODGE			2	100%	2
WESTPAC LABS INC			2	100%	2
EAST NAPLES PEDIATRICS			2	100%	2
LIFE CARE CENTER OF SKAGIT VALLEY		2			2
MD NOW URGENT CARE MEDICAL CENTERS INC			2	100%	2
HEALTH FIRST MEDICAL GROUP			2	100%	2
OPTUM PRIMARY CARE - SILVER LAKES			2	100%	2
SUPERIOR RESIDENCES OF CLERMONT		2			2
GRAND VILLA OF NEW PORT RICHEY			2	100%	2
ST. MARY'S HOSPITAL			2	100%	2
VETERANS AFFAIRS MEDICAL CENTER - GREATER LOS ANGELES			2	100%	2
HAWAII DEPARTMENT OF HEALTH			2	100%	2
MEDEXPRESS URGENT CARE - WHEELING		1	1	50%	2
ORLANDO LUTHERAN TOWERS		1	1	50%	2
CARE NOW, INC			2	100%	2
ST. JOSEPH REGIONAL MEDICAL CENTER			2	100%	2
PM PEDIATRICS OF BAYSIDE, PLLC - MANHASSET		2			2
TMH EC NORTHEAST LABORATORY			2	100%	2
NORTON IMMEDIATE CARE CENTER - PRESTON			2	100%	2
MANORCARE AT LELY PALMS			2	100%	2
SCIENTIFIC LABORATORY COMPANY		2			2
HOLY FAMILY MEDICAL CENTER		1	1	50%	2
MANATEE MEMORIAL HOSPITAL CLINICAL LABORATORY			2	100%	2
STUART SURGERY CENTER, LLC			2	100%	2
PRECISION DIAGNOSTIC INC		2			2
HEARTLAND - CHARLESTON OF HANAHAN SC,		2			2
POINT OF CARE PRIVATE HEALTH MANAGEMENT			2	100%	2
BMC/JACSONVILLE		1	1	50%	2
HANOVER ENDOSCOPY CENTER		2			2
NEIGHBORCARE PHARMACY SERVICES		2			2
Robert Cranfield			2	100%	2

# COVID-19: testing by laboratory

Data through Jan 12, 2021 verified as of Jan 13, 2021 at 09:25 AM

Data in this report are provisional and subject to change.

The numbers in the table below represent the number of Florida and non-Florida residents for whom test results were received by the Department of Health. A person can be tested by more than one laboratory and can have both positive and negative results. **Therefore, the sum of the numbers in each column will be larger than the total number of people tested.**

Reporting lab	Inconclusive	Negative	Positive	Percent positive	Total
THE FOUNTAIN AT BOCA CIEGA BAY		2			2
MINUTECLINIC MINUTECLINIC #4978		1	1	50%	2
Kennedy University Hospital -Wash Twp L		2			2
CARENOW LENEXA			2	100%	2
MEDEXPRESS-HOUSTON EAST FWY		1	1	50%	2
MINUTE CLINIC DIAGNOSTIC OF KANSAS PA		2			2
SACRED HEART HOSPITAL ON THE EMERALD			2	100%	2
SPRINGS MEDICAL LAB		1	1	50%	2
LAKELAND REGIONAL HEALTH		2			2
ST VINCENTS AMBULATORY CARE INC DBA			2	100%	2
PruittHealth Lakehaven		2			2
MIDDLEBURG PEDIATRICS			2	100%	2
MINUTECLINIC DIAGNOSTIC OF NEVADA #87		1	1	50%	2
DEKALB MEDICAL CENTER LABORATORY			2	100%	2
Holiday Retirement Home			2	100%	2
MINUTECLINIC DIAG OF IND LLC #1138		1	1	50%	2
TGH Brandon Healthplex Laboratory			2	100%	2
ST. MARY'S MEDICAL CENTER EVANSVILLE, INC			2	100%	2
PARKLAND HEALTH & HOSPITAL			2	100%	2
ADVENT HEALTH CENTRAL TEXAS		1	1	50%	2
SANFORD REGIONAL HOSPITAL WORTHINGTON		2			2
MINUTECLINIC, LLC #1796		1	1	50%	2
FLORIDA COMMUNITY HEALTH CENTERS, INC.			2	100%	2
BAYLOR SCOTT & WHITE COMPREHENSIVE WOUND			2	100%	2
MINUTECLINIC DIAGNOSTIC OF SC, LLC #7		1	1	50%	2
MED FUSION			2	100%	2
CITRUS PARK			2	100%	2
SINAI PLAZA NURSING AND REHAB CENTER			2	100%	2
UNIVERISTY OF MIAMI			2	100%	2
MEDEXPRESS URGEN CARE - EAST BRUNSWICK		2			2
OCALA REGIONAL KIDNEY CENTER-WEST			2	100%	2
SOUTHEASTERN INSTITUTE OF RESTORATIVE MEDICINE		1	1	50%	2
SPECTRA LABS		1	1	50%	2
NEMOURS CHILDRENS PRIMARY CARE			2	100%	2
WOMENS CARE FLORIDA LLC-LABORATORY		2			2
ADVENTIST HINSDALE HOSPITAL LABORATORY			2	100%	2
SOUTHSIDE FAMILY MEDICAL		2			2
COL CROSSROAD		1	1	50%	2
MEDLOGIC, LLC		2			2
MARTIN MEDICAL CENTER INC		1	1	50%	2
NEW YORK STATE DEPARTMENT OF HEALTH		1	1	50%	2
SARASOTA MEMORIAL MEDICAL URGENT CARE CENTER			2	100%	2
HALIFAX HEALTH CARE FOR WOMEN		2			2
CENTRAL FLORIDA FAMILY HEALTH CENTER		2			2
WILSON MEMORIAL HOSPITAL			2	100%	2
GEISINGER MEDICAL CENTER		2			2
MEDICAL CENTER LABORATORY			2	100%	2

# COVID-19: testing by laboratory

Data through Jan 12, 2021 verified as of Jan 13, 2021 at 09:25 AM

Data in this report are provisional and subject to change.

The numbers in the table below represent the number of Florida and non-Florida residents for whom test results were received by the Department of Health. A person can be tested by more than one laboratory and can have both positive and negative results. **Therefore, the sum of the numbers in each column will be larger than the total number of people tested.**

Reporting lab	Inconclusive	Negative	Positive	Percent positive	Total
MINUTECLINIC DIAGNOSTIC OF PA LLC		2			2
MARQUESA MEDICAL		2			2
FIRST CHOICE MEDICAL PC			2	100%	2
Oakwood - North Baldwins Center for Living		2			2
STOP URGENT CARE			2	100%	2
BAYFRONT FAMILY HEALTH CENTER			2	100%	2
ACL LABORATORIES INDUSTRIAL TOXICOLOGY			2	100%	2
COVID PROCESSING SITE			2	100%	2
INSPIRIT SENIOR LIVING			2	100%	2
URGENT CARE OF NEW YORK		2			2
Lenox on the Lake			2	100%	2
BROOKDALE LAKE MARY			2	100%	2
UWMC MONTLAKE DEPT OF LAB MED			2	100%	2
GRACE HEALTHCARE OF LAKE WALES		1	1	50%	2
PREMIER MEDICAL LABORATORY			2	100%	2
Lake Charles Healthcare LLC dba Landmark Lake Charles			2	100%	2
CLINICAL PATHOLOGY LABORATORIES			2	100%	2
ST. LUCIE COUNTY HEALTH DEPARTMENT		1	1	50%	2
UNIVERSITY OF MISSOURI HEALTH CARE			2	100%	2
PHYSICIANS URGENT CARE BERRY FARMS		1	1	50%	2
ALLIANCE PEDIATRICS PA			2	100%	2
STAT MEDICAL CLINIC III INC		2			2
JACKSON LABORATORY OF GENOMIC MEDICINE		2			2
MEDEXPRESS URGENT CARE - SPRINGDALE, S 40TH STREET		2			2
IN & OUT URGENT CARE METAIRIE			2	100%	2
MINUTECLINIC, LLC #07852		2			2
URGENT CARE AND SURGERY CENTER			2	100%	2
ADVICE FOR OPTIMAL WELLNESS			2	100%	2
MAWD PATHOLOGY GROUP			2	100%	2
MINUTECLINIC DIAGNOSTIC OF TN, PC 6438		1	1	50%	2
SEAVIEW NURSING AND REHABILITATION CENTER		2			2
ASSOCIATES IN MEDICINE			2	100%	2
LACORP		1	1	50%	2
MINUTECLINIC 7196		2			2
CORNERSTONE MEDICAL CARE OF BRANDON		2			2
BAYMEADOWS PRIMARY CARE		2			2
UK HEALTHCARE			2	100%	2
MEDEXPRESS URGENT CARE - OMAHA N 72 ST		2			2
MINUTECLINIC, LLC (CLINIC 10928)		2			2
MEDEXPRESS URGENT CARE, BELLE VERNON		2			2
MEMORIAL HERMANN			2	100%	2
INTERNAL MEDICINE ASSOCIATES-DUNELLON			2	100%	2
SOMA MEDICAL CENTER MD PA #7 ATTN PEDIATRICS			2	100%	2
MIDDLE TENN MENTAL HEALTH INSTITUTE		2			2
NEW BRIDGE MEDICAL CENTER		2			2
EP LTC PHARMACY		1	1	50%	2
GENETIC ASSAYS INC			2	100%	2

# COVID-19: testing by laboratory

Data through Jan 12, 2021 verified as of Jan 13, 2021 at 09:25 AM

Data in this report are provisional and subject to change.

The numbers in the table below represent the number of Florida and non-Florida residents for whom test results were received by the Department of Health. A person can be tested by more than one laboratory and can have both positive and negative results. **Therefore, the sum of the numbers in each column will be larger than the total number of people tested.**

Reporting lab	Inconclusive	Negative	Positive	Percent positive	Total
SHORE MEDICAL CENTER		2			2
WINCHESTER MEDICAL CENTER			2	100%	2
COMMUNITY MEDICAL CENTER			2	100%	2
ORMOND BEACH URGENT CARE			2	100%	2
MINUTECLINIC DIAGNOSTIC OF OHIO #3407		2			2
ROCKWALL URGENT CARE			2	100%	2
BERGEN COUNTY SURGICAL AND ENDOSCOPY CENTER		2			2
Iron County Medical Care Facility		2			2
DEPT OF HEALTH			2	100%	2
BRITO MEDICAL CENTER			2	100%	2
DELAWARE DIAGNOSTICS LABS			2	100%	2
BENEVA LAKES ASSISTED LIVING CENTER			2	100%	2
QUICK CARE MED WALK IN AND URGENT CARE			2	100%	2
FHPG TAMPA PRIMARY CARE			2	100%	2
MINUTECLINIC DIAGNOSTIC OF PENNSYLVAN		2			2
MINUTE CLINIC, LLC #4650		2			2
REGIONAL MEDICAL CENTER BAYONET POINT			2	100%	2
Great Lakes Health Center			2	100%	2
COMPLETE HEALTH MEDICAL CENTER			2	100%	2
WEST COAST PEDIATRICS			2	100%	2
LEE PHYSICIAN GROUP		1	1	50%	2
THE CLUB AT BOYNTON BEACH, LLC			2	100%	2
MIDWAY SPECIALTY CARE RX LLC			2	100%	2
PALM MEDICAL CENTER - PLANT CITY		2			2
MEDEXPRESS URGENT CARE-BLOOMFIELD AVEN		2			2
SANIBEL MEDICAL CLINIC			2	100%	2
GOLDSTEIN			2	100%	2
NORTHWELL HEALTH			2	100%	2
ADVOCATE SHERMAN HOSPITAL			2	100%	2
AMEDISYS HOME HEALTH OF GREENVILLE			2	100%	2
WHOLE CHILD PEDIATRICS			2	100%	2
PERSONAL PHYSICIAN CARE PA			2	100%	2
CVS HEALTH, #1994		1	1	50%	2
LEXINGTON PLACE			2	100%	2
RIVERSIDE METHODIST HOSPITAL LAB			2	100%	2
MINUTECLINIC DIANOSTIC OF VIRGINA, LL		2			2
PUBLIC HEALTH LABORATORY	1		1	50%	2
SIGNATURE HEALTHCARE OF MIDDLEBURG		2			2
Heartland Healthcare Center Boca Raton			2	100%	2
PEPIN ACADEMIES-PASCO		2			2
QUALITY MEDICAL CARE			2	100%	2
CARE NOW DENTON			2	100%	2
PARADIGM LABORATORIES			2	100%	2
UNIVERSITY OF KANSAS MEDICAL CENTER			2	100%	2
PINECREST PEDIATRICS GROUP LLC			2	100%	2
FLORIDA MEDICAL CENTER OF CLEARWATER		2			2
MINUTECLINIC DIAGNOSTIC PA #7110		2			2

# COVID-19: testing by laboratory

Data through Jan 12, 2021 verified as of Jan 13, 2021 at 09:25 AM

Data in this report are provisional and subject to change.

The numbers in the table below represent the number of Florida and non-Florida residents for whom test results were received by the Department of Health. A person can be tested by more than one laboratory and can have both positive and negative results. **Therefore, the sum of the numbers in each column will be larger than the total number of people tested.**

Reporting lab	Inconclusive	Negative	Positive	Percent positive	Total
FLORIDA MEDICAL CLINIC CARDIOLOGY-ZH			2	100%	2
MEDEXPRESS URGENT CARE-CHIPPEWA		1	1	50%	2
ORLANDO FAMILY PHYSICIANS INC			2	100%	2
CVS MINUTE CLINIC DIAGNOSTIC MED GRP		2			2
CARE 365			2	100%	2
BROWNE MEDICAL LLC		1	1	50%	2
DISCOVERY VILLAGE AT DEERWOOD			2	100%	2
NEMOURS CHILDREN'S PRIMARY CARE THE VILLAGES		2			2
Lehigh Acres Health and Rehabilitation			2	100%	2
BRANDYWYNE HEALTH CARE CENTER			2	100%	2
MEDEXPRESS URGENT CARE-SALINA, S 9TH ST		2			2
ARCPPOINT LABS OF ALTAMONTE SPRINGS			2	100%	2
BFT LAB			2	100%	2
AESTHETIC ENHANCEMENTS		2			2
FLORIDA SCHOOL FOR THE DEAF & BLIND			2	100%	2
Kroger 853 - The Little Clinic East Broad Street		2			2
PHYSICIANS REGIONAL MEDICAL CTR - COLLIER BLVD			2	100%	2
MEDEXPRESS URGENT CARE-WILKINS TOWNSHIP, WILLIAM PENN HIGHWAY		2			2
TULANE MEDICAL CENTER			2	100%	2
HCR MANOR CARE SERVICES OF FLORIDA III INC		2			2
CHAPPEL GROUP RESEARCH, THE		2			2
Iowa Veterans Home		2			2
CSS- TWELVE OAKS			2	100%	2
CROSSROADS			2	100%	2
MINUTECLINIC DIAG OF IND, LLC #6910		2			2
CARENOW-LEBANON		1	1	50%	2
VAULT HEALTH			2	100%	2
BAPTIST HEALTH LEXINGTON			2	100%	2
Alden Des Plaines			2	100%	2
FLORIDA KEYS PED & ADOLES CTR			2	100%	2
EMORY UNIVERSITY HOSPITAL			2	100%	2
CCRX OF NORTH CAROLINA, LLC		1	1	50%	2
EXPRESSCARE URGENT CARE CENTER			2	100%	2
CLAYMED OF NORTH FLORIDA			2	100%	2
BAPTIST HOSPITAL EMPLOYEE HEALTH OFF			2	100%	2
NEW GEN LABS			2	100%	2
ARCPPOINT LABS OF FORT LAUDERDALE, FL CENTRAL		1	1	50%	2
ADULT MEDICINE OF LAKE COUNTY INC			2	100%	2
PHYSICIANS CARE INC		1	1	50%	2
MEDEXPRESS URGENT CARE - CEDAR KNOLLS		2			2
ROAN DRUG COMPANY LLC		2			2
BAYLOR COLLEGE OF MEDICINE			2	100%	2
BIOHEALTH MEDICAL LAB INC			2	100%	2
PTC LABORATORIES			2	100%	2
PROHEALTH PRIMARY CARE - GLEN OAKS		2			2
PEACEHEALTH CENTRAL		2			2
UW HOSPITAL AND CLINICS		1	1	50%	2



# COVID-19: testing by laboratory

Data through Jan 12, 2021 verified as of Jan 13, 2021 at 09:25 AM

Data in this report are provisional and subject to change.

The numbers in the table below represent the number of Florida and non-Florida residents for whom test results were received by the Department of Health. A person can be tested by more than one laboratory and can have both positive and negative results. **Therefore, the sum of the numbers in each column will be larger than the total number of people tested.**

Reporting lab	Inconclusive	Negative	Positive	Percent positive	Total
LEGACY ER & URGENT CARE - FRISCO WEST			2	100%	2
UT PATH			2	100%	2
UNIVERSITY OF MARYLAND MEDICAL CENTER			2	100%	2
CELEBRATION PRIMARY CARE ASSOCIATES LLC		2			2
BAY CORRECTIONAL AND REHABILITATION FACILITY			2	100%	2
MINUTECLINIC DIAG OF IND LLC #6998		1	1	50%	2
SAFE PMC		2			2
MORRISTOWN MEMORIAL HOSPITAL		2			2
MAJESTIC GUARDIANS			2	100%	2
BD MEDICAL SYSTEMS			2	100%	2
CLINICA HISPANIA			2	100%	2
DUKE HEALTH REGIONAL HOSPITAL			2	100%	2
ORANGE COUNTY HEALTH DEPARTMENT		1	1	50%	2
DOCTORS HOSPITAL RENAISSANCE			2	100%	2
AMERICAN MEDICAL LABORATORIES			2	100%	2
MINUTECLINIC DIAG OF IND, LLC #6472		2			2
Gracemore Nursing and Rehab		2			2
COASTAL MEDICAL LAB			2	100%	2
KIMBERLY J HENDERSON MD PC		1	1	50%	2
OUR LADY OF THE LAKE REGIONAL MEDICAL CENTER			2	100%	2
AIRPORT CLINIC			2	100%	2
Cedar Valley Nursing & Rehab Center		2			2
Church Creek SNF			2	100%	2
CARE CENTERS OF NASSAU LLC MINER ROAD SOUTH		2			2
MAYO CLINIC GROUP PRACTICE LABORATORY			2	100%	2
STARLING AT NOCATEE			2	100%	2
DIAGNOSTIC & MEDICAL SPECIALISTS OF GREENWICH		2			2
PEDIATRIC HEALTH CARE		1	1	50%	2
NATIONAL JEWISH HEALTH			2	100%	2
A+ URGENT/PRIMARY CARE			2	100%	2
PHYSICIANS MEDICAL CENTER		2			2
WHITESANDS OUTPATIENT TREATMENT		2			2
FLORIDA PRIMARY & SPECIALTY CARE		2			2
Kings County Hospital Center			2	100%	2
PEDIATRICS IN BREVARD-COCOA BEACH		2			2
PHYSICIANS LABORATORY SERVICES			2	100%	2
AMERICAN HEALTH ASSOC. LABORATORY SOUTH			2	100%	2
FRESENIUS MEDICAL CARE			2	100%	2
UTMB PATHOLOGY CLINICAL SERVICES LABORATORY			2	100%	2
CPL LABS			2	100%	2
MINUTECLINIC MINUTECLINIC #921		2			2
ST LUKES HOSPITAL			2	100%	2
ADVANCED URGENT CARE LLC			2	100%	2
SARASOTA PERSONAL MEDICINE		2			2
CHEROKEE COUNTY HEALTH AND REHAB CENTER		2			2
NOVA SOUTHEASTERN UNIVERSITY - STUDENT MEDICAL CTR			2	100%	2
BAYFRONT HMA CONVENIENT CARE, LLC		2			2

# COVID-19: testing by laboratory

Data through Jan 12, 2021 verified as of Jan 13, 2021 at 09:25 AM

Data in this report are provisional and subject to change.

The numbers in the table below represent the number of Florida and non-Florida residents for whom test results were received by the Department of Health. A person can be tested by more than one laboratory and can have both positive and negative results. **Therefore, the sum of the numbers in each column will be larger than the total number of people tested.**

Reporting lab	Inconclusive	Negative	Positive	Percent positive	Total
MINUTECLINIC DIAGNOSTIC OF SC, LLC #4		2			2
POMERENE HOSPITAL			2	100%	2
Macon Valley Nursing and Rehabilitation Center		2			2
University Center East			2	100%	2
HEALTH & REHAB CTR AT DOLPHINS VIEW, THE			2	100%	2
DALLAS MEDICAL CENTER			2	100%	2
ELMHURST MEMORIAL HOSPITAL			2	100%	2
Warren Center for Rehabilitation and Nursing		2			2
ACCESS MEDICAL GROUP OF FLORIDA CITY			2	100%	2
KINGS BAY PEDIATRICS LLC			2	100%	2
Lakeside Oaks Care Center			2	100%	2
FL DEPT OF HEALTH MARION COUNTY MOBILE HEALTH UNIT			2	100%	2
ADVENTHEALTH MEDICAL GROUP FAMILY MEDICINE AT RDV		2			2
WASHINGTON STATE DEPARTMENT OF HEALTH PUBLIC HEALTH LABORATORIES			2	100%	2
MEDEXPRESS URGENT CARE - WAXAHACHIE, N HIGHWAY 77		1	1	50%	2
ALASKA PUBLIC HEALTH LAB		1	1	50%	2
MINUTECLINIC DIAGNOSTIC OF OHIO #2964		2			2
VILLA HEALTH NH LLC			2	100%	2
FLORIDA MEDICAL CLINIC RADIOLOGY DALE MABRY		2			2
NLC LABS			2	100%	2
BAYCARE MEDICAL GROUP, INC		2			2
MEDICAL CENTER AT OCEAN REEF,THE		2			2
CALIFORNIA DIVISION OF COMMUNICABLE DISEASE CONTROL			2	100%	2
SUNRISE SENIOR LIVING OF JACKSONVILLE			2	100%	2
EXCEPTIONAL EMERGENCY CENTER - AMARILLO			2	100%	2
PALM CITY NURSING AND REHAB CENTER			2	100%	2
MINUTECLINIC DIAGNOSTIC OF OHIO #6192		2			2
ONTARIO COUNTY PUBLIC HEALTH		2			2
FKC AMELIA ISLAND DIALYSIS			2	100%	2
Greystone Nursing and Rehab, LLC			2	100%	2
GULF COAST IMMEDIATE CARE CENTER		1	1	50%	2
SIGNATURE CARE LEWISVILLE-EMERGENCY CENTER		1	1	50%	2
WALGREENS #05477		2			2
NAVAL BRANCH MEDICAL CLINIC			2	100%	2
STARR COUNTY MEMORIAL HOSPITAL			2	100%	2
CLEARWATER PAIN MANAGEMENT ASSOCIATES			2	100%	2
SPECIALTY LABORATORIES			2	100%	2
PRINCETON BMC LABORATORY		2			2
MEDEXPRESS URGENT CARE - JEANNETTE		2			2
AFFORDABLE PRIMARY CARE LLC		2			2
CVS HEALTH MINUTE CLINIC			2	100%	2
EASTLAKE MEDICAL CENTER		2			2
PALM BAY COMMUNITY OUTPATIENT CLINIC		2			2
JUPITER INTERNAL MEDICINE AND ASSOCIATES			2	100%	2
CURATIVE		1	1	50%	2
BAYSHORE MEDICAL CENTER			2	100%	2
BAPTIST HEALTHCARE - LAKEVIEW CENTER INC		2			2

# COVID-19: testing by laboratory

Data through Jan 12, 2021 verified as of Jan 13, 2021 at 09:25 AM

Data in this report are provisional and subject to change.

The numbers in the table below represent the number of Florida and non-Florida residents for whom test results were received by the Department of Health. A person can be tested by more than one laboratory and can have both positive and negative results. **Therefore, the sum of the numbers in each column will be larger than the total number of people tested.**

Reporting lab	Inconclusive	Negative	Positive	Percent positive	Total
Kroger 619 - The Little Clinic Hendersonville Indian Lake		2			2
STEWART ST ELIZABETH MEDICAL CENTER			2	100%	2
CLEVELAND CLINIC IMAGING			2	100%	2
CHARLOTTE COUNTY HEALTH DEPARTMENT			2	100%	2
LAKE CONWAY URGENT CARE LLC		1	1	50%	2
IMMUNOGENOMICS LLC			2	100%	2
Elba Nursing and Rehabilitation Center, LLC		2			2
PALOS COMMUNITY HOSPITAL LABORATORY			2	100%	2
GIGI WOOD DAVIS DO-FAMILY MEDICINE		2			2
IN AND OUT URGENT CARE			2	100%	2
CAREWELL JW - WORCESTER LNC			2	100%	2
BOONES CREEK URGENT CARE		1	1	50%	2
KAILOS GENETICS INC			2	100%	2
LEE MEMORIAL HEALTH SYSTEM D/B/A			2	100%	2
BAPTIST HOSPITAL OF MIAMI MCI BROWARD LABORATORY			2	100%	2
SUNCOAST TECHNICAL COLLEGE SCHOOL OF HEALTH		2			2
BIOMAT USA			2	100%	2
DMC UNIVERSITY LABORATORIES		1	1	50%	2
VA PRIMARY CARE ANNEX			2	100%	2
NORTH PINELLAS CHILDRENS MEDICAL CENTER INC			2	100%	2
NOT GIVEN		1	1	50%	2
ASSOCIATES IN UROGYNECOLOGY MD LLC		2			2
MEDEXPRESS URGENT CARE - WEST ST PAUL, ROBERT ST S		2			2
POINTE AT NEW PORT PLACE,THE		2			2
TRICORE REFERENCE LABORATORY		1	1	50%	2
Delaware Court Healthcare Center		2			2
CELEBRATION PEDIATRICS			2	100%	2
MINUTECLINIC DIAGNOSTIC OF TEXAS, LLC #7435		2			2
MINUTECLINIC DIAG OF IND, LLC #10190		2			2
BAYCARE LABORATORIES			2	100%	2
AdventHealth Care Center Orlando North			2	100%	2
MEDEXPRESS URGENT CARE-MT PLEASANT		1	1	50%	2
HENDRY/GLADES COUNTY HEALTH DEPARTMENT		2			2
LABRADOR PRIMARY CARE CENTER			2	100%	2
MEDEXPRESS URGENT CARE - LINCOLN N 26T		2			2
ROYAL PALM MEDICAL GROUP, INC		2			2
ONE MEDICAL GROUP		1	1	50%	2
LILY PHARMACY		2			2
FLAGLER PROFESSIONAL HEALTH CAE SERVICES INC		2			2
APC PEDIATRICS			2	100%	2
MEDEXPRESS URGENT CARE FOX CHAPEL		2			2
FLORIDA DEPARTMENT OF HEALTH IN ESCAMBIA COUNTY		1	1	50%	2
VALLEY BAPTIST MEDICAL CENTER: BROWNSVILLE			2	100%	2
EMERALD TRACE		2			2
Parkside Villa		2			2
New Jersey Aim At Smg		2			2
ROPER HOSPITAL			2	100%	2

# COVID-19: testing by laboratory

Data through Jan 12, 2021 verified as of Jan 13, 2021 at 09:25 AM

Data in this report are provisional and subject to change.

The numbers in the table below represent the number of Florida and non-Florida residents for whom test results were received by the Department of Health. A person can be tested by more than one laboratory and can have both positive and negative results. **Therefore, the sum of the numbers in each column will be larger than the total number of people tested.**

Reporting lab	Inconclusive	Negative	Positive	Percent positive	Total
OELWEIN HEALTH CARE CENTER		2			2
MAGNOLIA ADULT, LLC			2	100%	2
TRINITAS REGIONAL MEDICAL CENTER		1	1	50%	2
STATCARE URGENT AND WALK-IN			2	100%	2
HEARTLAND HOME HEALTH CARE		2			2
MEDEXPRESS - WILMINGTON KIRKWOOD HIGHWAY		2			2
MARCO ISLAND HOSPITAL INC D/B/A		1	1	50%	2
MEDEXPRESS URGENT CARE - HOLLINS		2			2
WISCONSIN STATE LABORATORY OF HYGIENE		1	1	50%	2
WEAKLEY COUNTY REHAB AND NURSING CENTER		2			2
G & R HEALTH MART PHARMACY		1	1	50%	2
UNIVERSITY HOSPITAL OF BROOKLYN		2			2
UNIVERSITY HOSPITALS OF CLEVELAND			2	100%	2
JUST BELIEVE RECOVERY CENTER			2	100%	2
MED EXPRESS URGENT CARE PC - MARYLAND		2			2
MURFREESBORO MEDICAL CLINIC		2			2
FLORIDA PRIMARY CARE AND SPORTS MEDICINE INC			2	100%	2
PEACE RIVER MEDICAL CENTER		2			2
MEDEXPRESS URGENT CARE- ALLISON PARK		1	1	50%	2
JOHNSON CITY MEDICAL CENTER		1	1	50%	2
HEALTHPARK MEDICAL CTR NURSING SVC		2			2
MINUTECLINIC DIAG OF IND LLC #1367		2			2
PLASMA MED RESEARCH DBA		2			2
CEDARS-SINAI MEDICAL CENTER			2	100%	2
ACKERMAN CANCER CENTER		2			2
MIDWAY PRIMARY CARE LLC		2			2
CROSTOWN PHARMACY		2			2
VANAYER HEALTHCARE AND REHAB CENTER		2			2
POMONA VALLEY COMMUNITY HOSPITAL			2	100%	2
COOK HOSPITAL AND CARE CENTER		1	1	50%	2
LEGACY LABORATORY SERVICES			2	100%	2
HOME DOCS		1	1	50%	2
ROCKEFELLER UNIVERSITY CLINICAL GENOMICS LABORATOR		2			2
RIGHT AT HOME			2	100%	2
PRECISION CLINICAL RESEARCH			2	100%	2
LAB CORP OF AMER SAN DIEGO			2	100%	2
NEBRASKA MEDICAL CENTER			2	100%	2
RAPID URGENT CARE - ALBANY			2	100%	2
RAINY LAKE MEDICAL CENTER			2	100%	2
BERGEN NEW BRIDGE M		2			2
ALVERNO CLINICAL LABORATORIES			2	100%	2
COVANCE			2	100%	2
ADVENTHEALTH EAST ORLANDO EMPLOYEE CLINIC		2			2
AGILE URGENT CARE			2	100%	2
REELFOOT FAMILY WALK IN CLINIC - TIPT		2			2
GRAND VILLA OF ORMOND BEACH		2			2
MEDEXPRESS URGENT CARE GREENSBURG		2			2

# COVID-19: testing by laboratory

Data through Jan 12, 2021 verified as of Jan 13, 2021 at 09:25 AM

Data in this report are provisional and subject to change.

The numbers in the table below represent the number of Florida and non-Florida residents for whom test results were received by the Department of Health. A person can be tested by more than one laboratory and can have both positive and negative results. **Therefore, the sum of the numbers in each column will be larger than the total number of people tested.**

Reporting lab	Inconclusive	Negative	Positive	Percent positive	Total
JRS LABORATORY			2	100%	2
ASHLEY PEDIATRICS			2	100%	2
PALM BEACH GARDENS MEDICAL CENTER			2	100%	2
EXPEDIAN URGENT CARE			2	100%	2
DRR JMC URGENT CARE DONALD ROSS			2	100%	2
Parkridge Specialty Care		2			2
HOME ACCESS HEALTH			2	100%	2
MINUTECLINIC, DIAGNOSTIC OF TEXAS, LLC		2			2
MINUTECLINIC DIAGNOSTIC OF NORTH CARO		2			2
CLEAR LAKE REGIONAL MEDICAL CENTER			2	100%	2
AMI ST FRANCIS HOSPITAL LABORATORY		1	1	50%	2
MINUTECLINIC MINUTECLINIC #8505		2			2
SKIPPACK MEDICAL LAB			2	100%	2
MINUTE CLINIC LLC # 2033		1	1	50%	2
SEASONS HOSPICE AND PALLIATIVE CARE OF			1	100%	1
NATION'S BEST CARE HOME HEALTH			1	100%	1
SANFORD LABORATORIES WATERTOWN			1	100%	1
COASTAL ER IX, PHYSICIANS PREMIER			1	100%	1
LABCORP OF AMERICA HOLDINGS		1			1
Juniper Village at Bucks County		1			1
LabCorp L#09258295 M#09258285			1	100%	1
CFP PHYSICIANS GROUP			1	100%	1
PHYSICIANS URGENT CARE			1	100%	1
LAKEVIEW HEALTHCARE SYSTEM LLC			1	100%	1
MDS PHARMA SERVICES		1			1
DERMDX, DIV OF AURORA DIAGNOSTICS/BERNHARDT LAB		1			1
ELEMENTS PHARMACY			1	100%	1
BROOKSHIRE, THE			1	100%	1
INDIAN RIDGE		1			1
PROVIDENCE ST. PATRICK HOSPITAL			1	100%	1
GRACE WELLNESS CENTER LLC			1	100%	1
SANTA CLARA VALLEY MEDICAL CENTER			1	100%	1
MERITUS MEDICAL CENTER			1	100%	1
MALUHIA		1			1
MINUTECLINIC DIAGNOSTIC OF NEW MEXICO LLC #7552		1			1
Eddy Memorial Geriatric Center		1			1
FLAGLER PROFESSIONAL HEALTH CARE SERVICES INC		1			1
DIAMOND SPEEDWAY DIALYSIS			1	100%	1
MEDEXPRESS URGENT CARE - BROOKHAVEN		1			1
FLORIDA ADVANCED MEDICAL AND DERM AESTHETICS LLC			1	100%	1
Rehab Select of Talladega		1			1
RIVERSIDE MEDICAL CENTER		1			1
Monument Health Strugis Care Center		1			1
CUSTOM SCRIPTS PHARMACY		1			1
Community Care Center of Heritage House, LLC			1	100%	1
ALLEGHENY GENERAL HOSPITAL			1	100%	1
MEDEXPRESS URGENT CARE - WESTFIELD, E MAIN ST			1	100%	1



# COVID-19: testing by laboratory

Data through Jan 12, 2021 verified as of Jan 13, 2021 at 09:25 AM

Data in this report are provisional and subject to change.

The numbers in the table below represent the number of Florida and non-Florida residents for whom test results were received by the Department of Health. A person can be tested by more than one laboratory and can have both positive and negative results. **Therefore, the sum of the numbers in each column will be larger than the total number of people tested.**

Reporting lab	Inconclusive	Negative	Positive	Percent positive	Total
LOCH HAVEN PEDIATRICS			1	100%	1
TUNIS STREET GROUP HOME		1			1
Chateau Living Center			1	100%	1
CVS HEALTH, #2043		1			1
MINUTECLINIC, LLC, DBA MINUTECLINIC #4		1			1
RAJ K PAI MD PA			1	100%	1
MEDICAL CENTER OF CENTRAL GEORGIA			1	100%	1
ST. VINCENT HOSPITAL			1	100%	1
LOUISIANA STATE LAB			1	100%	1
Trucare Living Centers - Columbus		1			1
ANSWERS RESOURCE FACILITY		1			1
THE LITTLE CLINIC, LLC			1	100%	1
UNIVERSITY COMMUNITY HEALTH SERVICES			1	100%	1
Heartland of Perrysburg		1			1
SPECTRUM LABORATORY			1	100%	1
MEDEXPRESS-DOVER		1			1
Kroger - KR070300083			1	100%	1
TMH PHYSICIAN PARTNERS QUINCY			1	100%	1
Kroger 895 - The Little Clinic Green Hills		1			1
STEWARD FLORIDA ALF, INC			1	100%	1
WELLMED AT LINEBAUGH AVE			1	100%	1
SILVERMAN			1	100%	1
CONTINENTAL HOME HEALTH CARE INC			1	100%	1
THE EDGEWATER AND WATERMAN VILLAGE			1	100%	1
DOCTORS CARE - AIKEN MALL			1	100%	1
Avera Sr. James Care Center		1			1
SYNEOS HEALTH			1	100%	1
PRIORITY CARE LLC			1	100%	1
MINUTECLINIC DIAGNOSTICS OF OKLAHOMA		1			1
SISTERS MISSION			1	100%	1
GOSHEN MEDICAL CENTER			1	100%	1
NEBRASKA DEPARTMENT OF HEALTH AND HUMAN SERVICES			1	100%	1
PENNY PEDIATRICS		1			1
HOUSTON DEPARTMENT OF HEALTH AND HUMAN SERVICES			1	100%	1
WEST COAST CLINICAL LABS INC			1	100%	1
HEALTH FIRST MEDICAL GROUP LLC			1	100%	1
MEDEXPRESS URGENT CARE - DANVILLE		1			1
FAMILY MEDICAL CENTERS			1	100%	1
MEMORIAL HEALTH UNIVERSITY MEDICAL CENTER			1	100%	1
MEMORIAL HERMANN HOSPITAL			1	100%	1
AKRON GENERAL MEDICAL CENTER MAIN		1			1
MEDERI CARETENDERS VS OF SE FL LLC DBA			1	100%	1
FLORIDA HOSPITAL TRANSPLANT CENTER		1			1
Victory Health and Rehabilitation			1	100%	1
WELLCARE URGENT CARE			1	100%	1
UMASS MEMORIAL MEDICAL CENTER, INC		1			1
PUBLIX PHARMACY #0332		1			1

# COVID-19: testing by laboratory

Data through Jan 12, 2021 verified as of Jan 13, 2021 at 09:25 AM

Data in this report are provisional and subject to change.

The numbers in the table below represent the number of Florida and non-Florida residents for whom test results were received by the Department of Health. A person can be tested by more than one laboratory and can have both positive and negative results. **Therefore, the sum of the numbers in each column will be larger than the total number of people tested.**

Reporting lab	Inconclusive	Negative	Positive	Percent positive	Total
Waters of Covington		1			1
NORTH CAROLINA STATE LABORATORY OF PUBLIC HEALTH, SPECTRUM LAB NETWORK			1	100%	1
IRA FIALKO DO			1	100%	1
MINUTE CLINIC INCORPORATE		1			1
ADVENTHEALTH MEDICAL GROUP OBSTETRICS			1	100%	1
AUGUSTA HEALTH CLINICAL LABORATORY			1	100%	1
CELEBRATION FAMILY PHYSICIANS LLC			1	100%	1
DIXIE REGIONAL MEDICAL CENTER			1	100%	1
UNLIMITED MEDICAL SERVICES OF FL PL DBA		1			1
SUNCREST OMNI		1			1
DEPARTMENT OF HEALTH SERVICES			1	100%	1
COMMUNITY PHYSICIANS OF NORTH PORT PA			1	100%	1
BRIDGEWATER PARK ASSISTED LIVING LLC			1	100%	1
LOUNDY		1			1
NORTH WEST FLORIDA DIAGNOSTIC ENDOCRINOLOGY CLINIC			1	100%	1
VIVIAN SIMMONS FAMILY PRACTICE			1	100%	1
DOCTORS AFTER HOURS URGENT CARE CENTER			1	100%	1
MIDWAY SPECIALTY CARE CENTER INC		1			1
DAVID LAWRENCE CENTER INC			1	100%	1
Kroger 096 - The Little Clinic Orchard and Holly		1			1
MILFORD REGIONAL HOSPITAL			1	100%	1
NAVARRO MEDICAL CENTERS LLC			1	100%	1
PINEVILLE PHARMACY			1	100%	1
TALLAHASSEE PRIMARY CARE ASSOCIATES PA			1	100%	1
Ramsey Village		1			1
WILSON PEDIATRICS			1	100%	1
TITUSVILLE TOWERS ASSISTED LIVING		1			1
MAHONEY PEDIATRICS PA			1	100%	1
WARD MEMORIAL HOSPITAL		1			1
PRINCIPLE DIAGNOSTICS LLC			1	100%	1
WELLMED AT FORT PIERCE		1			1
SAINT ALPHONSUS REGIONAL MEDICAL CENTER			1	100%	1
ANMED HEALTH MEDICAL CENTER			1	100%	1
CVS MINUTE CLINIC #5836		1			1
A.G. Rhodes		1			1
USC VERDUGO HILLS HOSPITAL			1	100%	1
The Center at Centennial			1	100%	1
LEE MEMORIAL HOSPITAL OUTPATIENT SURGERY CENTER			1	100%	1
ATHENS LIMESTONE HOSPITAL		1			1
JACKSONVILLE STATEFL			1	100%	1
MEMORIAL HERMANN SOUTHWEST HOSPITAL			1	100%	1
FLORIDA DEPARTMENT OF HEALTH PALM BEACH COUNTY			1	100%	1
HALEYVILLE HEALTH CARE CENTER		1			1
TEVAPHARM			1	100%	1
SARHA DOCTORS CENTER			1	100%	1
TAYLOR COUNTY HEALTH DEPARTMENT			1	100%	1
CONSOLIDATED			1	100%	1

# COVID-19: testing by laboratory

Data through Jan 12, 2021 verified as of Jan 13, 2021 at 09:25 AM

Data in this report are provisional and subject to change.

The numbers in the table below represent the number of Florida and non-Florida residents for whom test results were received by the Department of Health. A person can be tested by more than one laboratory and can have both positive and negative results. **Therefore, the sum of the numbers in each column will be larger than the total number of people tested.**

Reporting lab	Inconclusive	Negative	Positive	Percent positive	Total
MERRILL GARDENS AT CHAMPIONSGATE			1	100%	1
ALLEGANY COUNTY DEPARTMENT OF HEALTH		1			1
MEDAC AT PORTERS NECK			1	100%	1
WEST DADE PEDIATRICS			1	100%	1
TITUS REGIONAL MEDICAL CENTER			1	100%	1
XSTREMEMD			1	100%	1
MISSOURI DEPARTMENT OF HEALTH AND SENIOR SERVICES - STATE PH LAB		1			1
BLUEWATER TOXICOLOGY			1	100%	1
COLLINS NURSING HOME		1			1
AURORA CONSOLIDATED LABORATORY			1	100%	1
MINUTE CLINIC DIAGNOSTIC OF VIRGINIA, LLC #6292		1			1
PHYSICIAN ASSOCIATES, LLC			1	100%	1
Hillside Manor Rehabilitation and Extended Care Center		1			1
ALLIED PHYSICIANS GROUP		1			1
CROSSROADS URGENT CARE DBA URGENT TEA		1			1
DAVITA DIALYSIS-NORTH			1	100%	1
DR PHILLIPS CENTER FOR WELLNESS		1			1
FAMILY MEDICAL CENTRE			1	100%	1
MEMORIALCARE LONG BEACH MEDICAL CENTER			1	100%	1
ENCOMPASS HEALTH HOME HEALTH		1			1
NATIONAL INSTITUTES OF HEALTH CLINICAL CENTER			1	100%	1
SWIFTCARE URGENT CARE, PLLC			1	100%	1
ARTHREX MEDICAL CENTER EAST			1	100%	1
WALGREENS #06025		1			1
MANASOTA PEDIATRICS			1	100%	1
ENCOMPASS HEALTH REHABILITATION			1	100%	1
JOHN KNOX MANOR INC II			1	100%	1
LANCASHIRE HALL NURSING AND REHABILITATION CENTER		1			1
EMERGENCY CARE SERVICES LAB AT JFK MEDICAL CENTER			1	100%	1
ARCADIA DIALYSIS CENTER			1	100%	1
ARLINGTON ADULT RESIDENTIAL FACILITY, INC			1	100%	1
WALKIN MEDICAL URGENT CARE, NEW CITY			1	100%	1
CAH ACQUISITION COMPANY 11 LLC			1	100%	1
COMMUNITY MEDICAL CENTER-ORANGE CITY		1			1
HARMONY HEALTHCARE ORLANDO INC		1			1
RICHICHI FAMILY HEALTH			1	100%	1
DIXITKUMAR N MODI MD PA			1	100%	1
Excel Care Center			1	100%	1
SMITH KLINE			1	100%	1
ANY LAB TEST NOW JACKSONVILLE		1			1
DALLAS VA MEDICAL CENTER - VA NORTH TEXAS HEALTH CARE SYSTEM			1	100%	1
PUBLIX PHARMACY #1114			1	100%	1
Parkview Care Center			1	100%	1
NEW YORK PSYCHIATRIC INSTITUTE		1			1
PALM BEACH DIABETES & ENDOCRINE SPECIALISTS PA			1	100%	1
HEALGEN SCIENTIFIC			1	100%	1
MINUTECLINIC #2797		1			1

# COVID-19: testing by laboratory

Data through Jan 12, 2021 verified as of Jan 13, 2021 at 09:25 AM

Data in this report are provisional and subject to change.

The numbers in the table below represent the number of Florida and non-Florida residents for whom test results were received by the Department of Health. A person can be tested by more than one laboratory and can have both positive and negative results. **Therefore, the sum of the numbers in each column will be larger than the total number of people tested.**

Reporting lab	Inconclusive	Negative	Positive	Percent positive	Total
EVEXIA DIAGNOSTICS			1	100%	1
RCP OF MEMORIAL WEST			1	100%	1
777 URGENT CARE			1	100%	1
COVE AT THE MARBELLA,THE			1	100%	1
WALGREENS #10308		1			1
METRO HEALTH HOSPITAL LABORATORY		1			1
WEST VIRGINIA UNIVERSITY HOSPITALS			1	100%	1
ADVENTHEALTH PHYSICIAN GROUP - APPLEWOOD			1	100%	1
CITRONELLE HEALTH AND REHABILITATION CENTER		1			1
LAKELAND MEDICAL CENTER			1	100%	1
CENTRAL FLORIDA HOSPITALIST			1	100%	1
MEDEXPRESS URGENT CARE - ROSS TOWNSHIP		1			1
Rio Grande City Nursing and Rehab Center			1	100%	1
MEDICAL PAVILION CLINIC			1	100%	1
ALIMETRIX INC		1			1
GUIDEWELL EMERGENCY MEDICINE DOCTORS LLC #33			1	100%	1
TEXAS HEALTH ARLINGTON MEMORIAL		1			1
Alden Lincoln Park			1	100%	1
FALKVILLE HEALTHCARE		1			1
OMAHA VA MEDICAL CENTER			1	100%	1
SPARTANBURG REGIONAL MEDICAL CENTER			1	100%	1
UNIVERSITY OF VERMONT MEDICAL CENTER			1	100%	1
ALBANY MEDICAL CENTER			1	100%	1
RENOWN REGIONAL MEDICAL CENTER			1	100%	1
GENEVA FAMILY HEALTH			1	100%	1
NEW YORK UNIVERSITY MEDICAL CENTER			1	100%	1
DOYLESTOWN HOSPITAL			1	100%	1
THE INTERNAL MEDICAL GROUP		1			1
FAMILY PRACTICE OF CENTRAL FLORIDA PA			1	100%	1
Sherwood Oaks Health Center			1	100%	1
UF KANAPAHA LAB BEAKER		1			1
LIFE CARE CENTER OF HILTON HEAD		1			1
EVANS FAMILY CARE PA			1	100%	1
Crisp Regional Nursing and Rehab Center		1			1
SIGNATURE CARE MIDLAND			1	100%	1
MD NOW MEDICAL CENTERS, INC			1	100%	1
PM PEDIATRICS OF BAYSIDE, PLLC - RIVE		1			1
TENNOVA HEALTHCARE - CLEVELAND			1	100%	1
MC DIAGNOSTIC OF CONNECTICUT, PC #252			1	100%	1
SACRED HEART MEDICAL CENTER			1	100%	1
NEW HORIZON PRIMARY CARE LLC			1	100%	1
Melbourne Terrace Rehabilitation Center			1	100%	1
TMH URGENT CARE CENTER			1	100%	1
CENTRAL CAROLINA HOSPITAL			1	100%	1
WESTCOAST FAMILY PRACTICE		1			1
CLEVELAND HEARTLAB			1	100%	1
2504-HOMEWOOD		1			1

# COVID-19: testing by laboratory

Data through Jan 12, 2021 verified as of Jan 13, 2021 at 09:25 AM

Data in this report are provisional and subject to change.

The numbers in the table below represent the number of Florida and non-Florida residents for whom test results were received by the Department of Health. A person can be tested by more than one laboratory and can have both positive and negative results. **Therefore, the sum of the numbers in each column will be larger than the total number of people tested.**

Reporting lab	Inconclusive	Negative	Positive	Percent positive	Total
CARESPOT - LEE VISTA			1	100%	1
LAKE BALDWIN			1	100%	1
DISCOVERY AT HOME, LLC			1	100%	1
MEDICAL ASSOCIATES OF BREVARD LLC		1			1
UMASS MEMORIAL/MARLBORO HOSPITAL			1	100%	1
MEADOWS PARK HEALTH AND REHABILITATION		1			1
Kroger 353 - The Little Clinic Harpers Point		1			1
CULINARY INSTITUTE OF AMERICA STUDENT		1			1
WALGREENS #5130			1	100%	1
HIGH DESERT COURT GROUP HOME			1	100%	1
ALLIANCE LABORATORY SERVICES			1	100%	1
GWINNETT MEDICAL CENTER			1	100%	1
Washington County Nursing H0me			1	100%	1
Strasburg Care Center		1			1
CARE CENTERS OF NASSAU, LLC - HENDRICKS RD		1			1
BAPTIST HEALTH SURGERY CENTER			1	100%	1
IZ MEDICAL		1			1
CARENOW URGENT CARE - SPRING			1	100%	1
MIAMI CEREBRAL PALSY RESIDENTIAL			1	100%	1
WW Chem Auto SS			1	100%	1
STRINGFELLOW MEMORIAL HOSPITAL		1			1
BAYLOR SCOTT & WHITE MEDICAL SURGICAL CLINIC			1	100%	1
FAIRVIEW SOUTHDALE			1	100%	1
TAMPA HEALTH CARE PROVIDERS PA		1			1
CLERMONT PEDIATRICS, PA			1	100%	1
HARRIS URGENT CARE CENTER			1	100%	1
MINUTECLINIC, LLC #09202		1			1
NORTHERN KENTUCKY HEALTH DEPARTMENT			1	100%	1
MID-FLORIDA PATHOLOGY LLC		1			1
Hackensack Univ Medical Center At Pasc		1			1
COASTAL PEDIATRICS LLC			1	100%	1
Peninsula Nursing and Rehabilitation Center		1			1
ADVANCED INDIVIDUALIZED MEDICINE OF NAPLES			1	100%	1
CARSON NURSING AND REHABILITATION CENTER		1			1
OPTUM OF RED ROAD		1			1
MEMORIAL HOSPITAL MIRAMAR WAIVED TESTING			1	100%	1
GADSDEN FAMILY PRACTICE		1			1
GAMMA HEALTHCARE, INC		1			1
FRESENIUS KIDNEY CARE FORT WALTON BEACH			1	100%	1
NABI		1			1
GATEWAY HEALTHCARE, PC			1	100%	1
KROGER 915 - THE LITTLE CLINIC ANDERSON			1	100%	1
SMA BEHAVIORAL HEALTH SERVICES INC		1			1
NORTH BROWARD MEDICAL CENTER			1	100%	1
BROOKS REHAB			1	100%	1
ADVANCE HEALTH AND WELLNESS SOLUTIONS			1	100%	1
WillowBrooke Court at Westminster Village		1			1



# COVID-19: testing by laboratory

Data through Jan 12, 2021 verified as of Jan 13, 2021 at 09:25 AM

Data in this report are provisional and subject to change.

The numbers in the table below represent the number of Florida and non-Florida residents for whom test results were received by the Department of Health. A person can be tested by more than one laboratory and can have both positive and negative results. **Therefore, the sum of the numbers in each column will be larger than the total number of people tested.**

Reporting lab	Inconclusive	Negative	Positive	Percent positive	Total
MEMORIAL HERMANN MEDICAL GROUP-ATASCOCITA PEDS			1	100%	1
HAMILTON COUNTY HEALTH DEPARTMENT		1			1
WINTER GARDEN CHILDREN'S HEALTH CENTERS			1	100%	1
HAYS CLINICAL LAB			1	100%	1
POPLAR HEALTHCARE			1	100%	1
MINUTE CLINIC DIAGNOSTIC MED GRP OF CA		1			1
URGENT DOC -NACOGODOCHES CLINIC			1	100%	1
APOPKA FAMILY HEALTH CENTER			1	100%	1
Diversicare of Smyrna		1			1
HUDSON REGIONAL HOSPITAL			1	100%	1
FIT4LIFE MEDICAL CENTER			1	100%	1
NAPHCARE INC		1			1
Kroger 618 - The Little Clinic Trail Creek Village		1			1
HUMILITY OF MARY HEALTH PARTNERS			1	100%	1
HENRY FORD WEST BLOOMFIELD HOSPITAL			1	100%	1
MINUTECLINIC DIAGNOSTIC OF OHIO #6139		1			1
BAPTIST HOSPITAL EAST			1	100%	1
GIBSON AREA PRIMARY CARE			1	100%	1
MEDICAL LIFE-INC GUIDEWELL EMERGENCY MEDICINE			1	100%	1
Remarkable Healthcare Dallas			1	100%	1
CHATEAU MADELEINE - SENIOR LIVING & MEMORY CARE			1	100%	1
OPP HEALTH AND REHABILITATION		1			1
PLEASANT RIDGE MANOR WEST		1			1
GENESIS HEALTH SYSTEM			1	100%	1
BODYK			1	100%	1
EXPRESS LAB LIVINGSTON			1	100%	1
COMPLETE HOME CARE OF THE PALM BEACHES LLC		1			1
WESTON COUNTY HEALTH SERVICES			1	100%	1
University Plaza Rehabilitation and Nursing			1	100%	1
DAYTONA BEACH CENTRA CARE			1	100%	1
INHEALTH LIFE SCIENCES LLC			1	100%	1
KIDSVILLE PEDIATRICS III PA			1	100%	1
ELITE CARE			1	100%	1
HATLEY HEALTH CARE, INC		1			1
EH FARGO HOSPITAL LABORATORY			1	100%	1
Lemont Nursing and Rehab Center			1	100%	1
CARDIAC AND VASCULAR CONSULTANTS MD PA		1			1
BROOKSVILLE REGIONAL HOSPITAL			1	100%	1
ROSE HAVEN NURSING CENTER		1			1
Livingston County Center for Nursing and Rehabilitation		1			1
VA ST LOUIS HEALTH CARE SYSTEM			1	100%	1
DILELLA			1	100%	1
HALIFAX FAMILY HEALTH CENTER			1	100%	1
SKYRIDGE CLINICAL ASSOCIATES		1			1
WARE EXPRESS CARE			1	100%	1
CORPORATION OF AMERICA		1			1
MOUNT SINAI AVENTURA DIAGNOSTIC CENTER			1	100%	1

# COVID-19: testing by laboratory

Data through Jan 12, 2021 verified as of Jan 13, 2021 at 09:25 AM

Data in this report are provisional and subject to change.

The numbers in the table below represent the number of Florida and non-Florida residents for whom test results were received by the Department of Health. A person can be tested by more than one laboratory and can have both positive and negative results. **Therefore, the sum of the numbers in each column will be larger than the total number of people tested.**

Reporting lab	Inconclusive	Negative	Positive	Percent positive	Total
HEARTLAND OF ZEPHYRHILLS FL, LLC			1	100%	1
CQUENTIA NGS, LLC			1	100%	1
BAPTIST HOSPITAL NURSING/PATIENT CARE			1	100%	1
MINUTE CLINIC LLC #10203		1			1
Kroger 522 - The Little Clinic Gahanna		1			1
WESLEY MEDICAL CENTER			1	100%	1
FAITH FAMILY PRACTICE			1	100%	1
Kroger 635 - The Little Clinic Dacula		1			1
CARENOW-MONTGOMERY			1	100%	1
ADVANCE CARDIOVASCULAR IMAGING, INC			1	100%	1
MINUTECLINIC DIAGNOSTIC OF KENTUCKY		1			1
Kroger 647 - The Little Clinic Newnan Crossings			1	100%	1
PALMETTO PRIMARY CARE PHYSICIANS			1	100%	1
SAINT JOSEPHS HOSPITAL OF ATLANTA			1	100%	1
OUCH URGENT CARE			1	100%	1
BAYMEADOWS PEDIATRIC CARE		1			1
GENESIS MICROBIOLOGY LAB		1			1
ADVENTHEALTH MEDICAL GROUP UROLOGY AT EAST ORLANDO		1			1
UNIVERSITY OF SOUTH FLORIDA			1	100%	1
SV DIAGNOSTIC LAB			1	100%	1
PREMIER PEDIATRICS			1	100%	1
Kroger 125 - The Little Clinic Castle Rock		1			1
BAYLOR SCOTT & WHITE ALL SAINTS MEDICAL CENTER FT			1	100%	1
MEDEXPRESS URGENT CARE - SPRINGFIELD, COOLEY ST		1			1
Kroger 687 - The Little Clinic Sugar Hill			1	100%	1
San Antonio Residence and Rehabilitation Center		1			1
DOCTOR'S IN-HOUSE LAB/COMMUNITY HEALTH CENTERS OF PINELLAS - JOHNNIE R			1	100%	1
MEMORIAL HOSPITAL LOS BANOS			1	100%	1
SEATTLE-KING COUNTY			1	100%	1
MEDEXPRESS URGENT CARE - WICHITA, N MAIZE RD		1			1
WHEATON FRANCISCAN LABORATORY			1	100%	1
ASSOCIATES MD MEDICAL GROUP INC			1	100%	1
PM PEDIATRICS OF SELDEN, PLLC		1			1
PROGRESSIVE MEDICAL RESEARCH			1	100%	1
EASTMAN HEALTHCARE & REHAB		1			1
CROSSROADS URGENT CARE PLLC		1			1
LANDMARK, THE		1			1
Manor Care of Dallastown d/b/a ManorCare Health Services - Dallastown		1			1
Bayou Vista Community Care Center			1	100%	1
HARTFORD HEALTH CARE & REHABILITATION			1	100%	1
VANAJA SUREDDI MD PA			1	100%	1
MEMORIAL HOSPITAL OF TAMPA			1	100%	1
MEDEXPRESS URGENT CARE - BECKLEY		1			1
Alden North Shore			1	100%	1
JACK M MATHENY II MD			1	100%	1
RCA LABORATORY SERVICES LLC			1	100%	1
LOGAN COUNTY HOSPITAL			1	100%	1

# COVID-19: testing by laboratory

Data through Jan 12, 2021 verified as of Jan 13, 2021 at 09:25 AM

Data in this report are provisional and subject to change.

The numbers in the table below represent the number of Florida and non-Florida residents for whom test results were received by the Department of Health. A person can be tested by more than one laboratory and can have both positive and negative results. **Therefore, the sum of the numbers in each column will be larger than the total number of people tested.**

Reporting lab	Inconclusive	Negative	Positive	Percent positive	Total
WORKFORCE HEALTH DEPARTMENT			1	100%	1
BEST CARE COMMUNITY AND FAMILY HEALTH CENTER INC			1	100%	1
VIRGINIA UROLOGY		1			1
OAKMONTE VILLAGE OF DAVIE			1	100%	1
MID-FLORIDA CANCER CENTERS		1			1
FIVE STAR PREMIER RESIDENCES OF POMPANO BEACH			1	100%	1
FLORIDA FAMILY LABORATORY		1			1
LANTANA HC LAB			1	100%	1
Mayfair Village Nursing Care Center		1			1
HENRY FORD HOSPITAL			1	100%	1
BIODORON LABORATORIES			1	100%	1
C V S / PHARMACY #833		1			1
OCALA RKC EAST HEMO #1			1	100%	1
TIMPANOGOS REGIONAL HOSPITAL			1	100%	1
MEDEXPRESS URGENT CARE - CONWAY		1			1
MEDEXPRESS URGENT CARE - RUSSELLVILLE, W MAIN ST		1			1
UMHC HOLLYWOOD LABORATORY			1	100%	1
STANDIFER PLACE		1			1
CARING PROFESSIONAL HEALTH CARE LLC		1			1
JMC TALLAHASSEE, LLC			1	100%	1
DECATUR MORGAN HOSPITAL - DECATUR GENE		1			1
MERCYONE DES MOINES MEDICAL CENTER			1	100%	1
MED TECH CLINICAL LABORATORY		1			1
WINCHESTER HOSPITAL			1	100%	1
ANDREWS INSTITUTE AMBULATORY SURGERY CENTER		1			1
TMH PHYSICIAN PARTNERS			1	100%	1
TMH FSU RAPID LABORATORY			1	100%	1
LSU MEDICAL CENTER			1	100%	1
ORLANDO HEALTH PHYSICIAN GROUP			1	100%	1
NORTHEAST TEXAS DIALYSIS		1			1
Harbert Hills Academy Nursing Home		1			1
BROOKDALE PALM COAST		1			1
MEDEXPRESS URGENT CARE - ANDERSON		1			1
HELEN HAYES HOSPITAL LABORATORY		1			1
COSTCO PHARMACY #1023			1	100%	1
ISLANDS ASSISTED LIVING FACILITY,THE			1	100%	1
BOSTON MEDICAL CENTER			1	100%	1
ONPOINT URGENT CARE			1	100%	1
STANLY REGIONAL MEDICAL CENTER			1	100%	1
PATIENT FIRST - LEESBURG			1	100%	1
HARDEE COUNTY FIRE RESCUE		1			1
NANCY M WORTHINGTON MD PA			1	100%	1
FLORIDA STATE UNIVERSITY HEALTH SERVICES			1	100%	1
NORTH SHORE HEMATOLOGY-ONCOLOGY ASSOCIATES		1			1
CENTRAL TX URGENT CARE			1	100%	1
ORMC-ARDEN/EOI			1	100%	1
FAMILY PRACTICE ASSOCIATES		1			1

# COVID-19: testing by laboratory

Data through Jan 12, 2021 verified as of Jan 13, 2021 at 09:25 AM

Data in this report are provisional and subject to change.

The numbers in the table below represent the number of Florida and non-Florida residents for whom test results were received by the Department of Health. A person can be tested by more than one laboratory and can have both positive and negative results. **Therefore, the sum of the numbers in each column will be larger than the total number of people tested.**

Reporting lab	Inconclusive	Negative	Positive	Percent positive	Total
ST. MICHAEL'S ELITE HOSPITAL			1	100%	1
CULVER CITY URGENT CARE			1	100%	1
Cornerstone at the Ranch		1			1
CHP COVID-19 (TX)			1	100%	1
TREASURE COAST MEDICAL CONCIERGE LLC			1	100%	1
CEPERO PEDIATRICS PA			1	100%	1
LEXINGTON PLACE SENIOR LIVING COMMUNITY		1			1
Caldwell Care		1			1
Jersey City Medical Center		1			1
CIRRUS DX			1	100%	1
KINGWOOD EMERGENCY HOSPITAL			1	100%	1
UMMC MIDTOWN CAMPUS			1	100%	1
ACCURATE HEALTH SERVICES CORP			1	100%	1
DEVLIN MANOR NURSING AND REHABILITATION		1			1
Harris Hill Nursing Facility		1			1
MARYLAND DEPARTMENT OF HEALTH AND MENTAL HYGIENE			1	100%	1
MEDEXPRESS URGENT CARE - BENTON		1			1
DOCTORS CARE OF PALM COAST			1	100%	1
CITRUS HEALTH NETWORK INC			1	100%	1
CARESPOT URGENT CARE		1			1
MIAMI-DADE COUNTY HEALTH DEPT.		1			1
FREDERICK AVENUE GROUP HOME		1			1
MICROBIOLOGY DEPARTMENT			1	100%	1
MC DIAGNOSTIC OF CONNECTICUT, PC #114		1			1
PCR DIAGNOSTICS			1	100%	1
MEDEXPRESS URGENT CARE - MYLAN			1	100%	1
TREASURE COAST COMMUNITY HEALTH INC			1	100%	1
CARSON NURSING AND REHABILITATION CENT		1			1
MERITER LABORATORIES			1	100%	1
Manor Care Health Care Services - Williamsport North		1			1
BUFFALO CROSSINGS HEALTHCARE AND REHABILITATION CENTER			1	100%	1
ABBOTT LABORATORIES - OCCUPATIONAL HEALTH SERVICES			1	100%	1
KNOX COMMUNITY HOSPITAL			1	100%	1
DEACONESS URGENT CARE CENTER			1	100%	1
MARINA DEL REY HOSPITAL LAB			1	100%	1
BAPTIST HEALTH EXPRESS CARE			1	100%	1
ACCESS RECOVERY SOLUTIONS LLC			1	100%	1
ASCENSION ST VINCENT'S - WESTSIDE			1	100%	1
Crowne Place Assisted Living		1			1
NEW SMYRNA BEACH AMBULATORY CARE CTR			1	100%	1
Lynwood		1			1
AURORA HEALTH CARE METRO INC			1	100%	1
DOCTORS CARE - GREER		1			1
ADVENTHEALTH MEDICAL GROUP PEDIATRICS DIABETES &			1	100%	1
NICKLAUS CHILDREN'S DORAL OUTPATIENT CENTER			1	100%	1
MISSION HOSPITAL			1	100%	1
BAPTIST HOSPITAL LABORATORY			1	100%	1

# COVID-19: testing by laboratory

Data through Jan 12, 2021 verified as of Jan 13, 2021 at 09:25 AM

Data in this report are provisional and subject to change.

The numbers in the table below represent the number of Florida and non-Florida residents for whom test results were received by the Department of Health. A person can be tested by more than one laboratory and can have both positive and negative results. **Therefore, the sum of the numbers in each column will be larger than the total number of people tested.**

Reporting lab	Inconclusive	Negative	Positive	Percent positive	Total
MEDICAL CENTER			1	100%	1
JUPITER PEDIATRIC ASSOCIATES, PA			1	100%	1
ADVANCE FAMILY PRACTICE LLC			1	100%	1
Kroger 419 - The Little Clinic Farmington/Exeter		1			1
CORPUS CHRISTI MEDICAL CENTER			1	100%	1
INLET CONCIERGE MEDICINE			1	100%	1
MIAMI VASCULAR SURGERY			1	100%	1
UT HEALTH RGV CLINICAL LABORATORY			1	100%	1
OPTUM OF HIALEAH		1			1
FRASER MEMORIAL HOSPITAL			1	100%	1
LAKE REGIONAL HEALTH			1	100%	1
NEMOURS CHILDREN'S PRIMARY CARE, ST CLOUD			1	100%	1
NORTHEAST FLORIDA HEALTH SERVICES			1	100%	1
15 TO KNOW			1	100%	1
YOUR HEALTH PEDIATRICS INC			1	100%	1
MOSOLF PEDIATRICS PA			1	100%	1
NHLS		1			1
Garden Isle Healthcare and Rehabilitation Center		1			1
Kroger 49 - The Little Clinic Wichita - 21st St.			1	100%	1
MEDEXPRESS URGENT CARE, EDWARDSVILLE		1			1
SUNCOAST COMMUNITY HEALTH CENTERS INC		1			1
BROOKDALE LAKE TAVARES			1	100%	1
CORNERSTONE OF RECOVERY INC		1			1
SOUTHERN WINDS			1	100%	1
COMMONWEALTH OF VIRGINIA DIVISION OF CONSOLIDATED LABORATORY SERVICES			1	100%	1
AFTER HOURS PEDS			1	100%	1
AFTER HOURS CLINIC			1	100%	1
AMD			1	100%	1
DW MCMILLAN MEMORIAL HOSPITAL LABORATORY			1	100%	1
SELF REGIONAL HEALTHCARE			1	100%	1
UF HEALTH THE VILLAGES			1	100%	1
ILLINOIS DEPT OF PUBLIC HEALTH LABS			1	100%	1
ACCESS MEDICAL GROUP OF TAMPA INC			1	100%	1
Kroger 909 - The Little Clinic Hamilton			1	100%	1
MINUTECLINIC, LLC #1452		1			1
BROOKS -TLC HOSPITAL SYSTEM			1	100%	1
PATHOLOGYT & LAB MEDICINE SERVICES			1	100%	1
COVENANT HEALTH		1			1
PORT ORANGE NURSING & REHAB			1	100%	1
HARBORCHASE OF VILLAGES CROSSING			1	100%	1
AFFILIATED LABORATORIES INC			1	100%	1
SOUTHWEST FLORIDA DIVISION LAB			1	100%	1
BIOMAT ORLANDO		1			1
MOUNT ST MARYS HOSPITAL OF NIAGARA FALLS			1	100%	1
NORTH MIAMI BEACH SURGICAL CENTER			1	100%	1
Kroger - KRO03400316			1	100%	1
NORTH FLORIDA MEDICAL CENTERS INC		1			1



# COVID-19: testing by laboratory

Data through Jan 12, 2021 verified as of Jan 13, 2021 at 09:25 AM

Data in this report are provisional and subject to change.

The numbers in the table below represent the number of Florida and non-Florida residents for whom test results were received by the Department of Health. A person can be tested by more than one laboratory and can have both positive and negative results. **Therefore, the sum of the numbers in each column will be larger than the total number of people tested.**

Reporting lab	Inconclusive	Negative	Positive	Percent positive	Total
HSRE-ASL CASSELBERRY TRS, LLC			1	100%	1
ATRIA TAMARAC			1	100%	1
WELLINGTON WEST 100176			1	100%	1
SUN CITY DIAGNOSTIC CENTER			1	100%	1
LEHIGH REGIONAL WOUND CENTER			1	100%	1
GOOD SAMARITAN SOCIETY - DE SMET		1			1
MINUTECLINIC OF NEVADA-2955 S FT APACH		1			1
PORTSMOUTH REG. HOSPITAL			1	100%	1
ADVANCED URGENT CARE CENTER			1	100%	1
SYNEXUS CLINICAL RESEARCH US INC		1			1
STUYVESANT URGENT CARE		1			1
JOHN D. ARCHBOLD MEMORIAL HOSPITAL			1	100%	1
RIVERSIDE COUNTY PUBLIC HEALTH LABORATORY			1	100%	1
NEVADA DEPARTMENT OF HEALTH AND HUMAN SERVICES			1	100%	1
SACRED HEART HEALTH SYSTEM- MIDWIFE PROGRAM			1	100%	1
PANCARE HEALTH - BRUCE			1	100%	1
Hartwell Health and Rehabilitation		1			1
MEDEXPRESS URGENT CARE NORWIN		1			1
MEDEXPRESS - WILMINGTON CONCORD PIKE		1			1
Walgreens #5065		1			1
CARESPOT EXPRESS HEALTHCARE BOYNTON BEACH			1	100%	1
MINNESOTA DEPARTMENT OF HEALTH LABORATORY			1	100%	1
Shoreline Care Center			1	100%	1
UNIVERSITY URGENT CARE			1	100%	1
BOND COUNTY HEALTH DEPARTMENT			1	100%	1
MEDEXPRESS URGENT CARE - SOMERSET TOWNSHIP		1			1
POUDRE VALLEY HOSPITAL			1	100%	1
PALM COAST DRAW STATION/AMERICAN HEALTH ASSOCIATES		1			1
WILMINGTON NURSING AND REHAB			1	100%	1
CHATSWORTH ASSISTED LIVING COMMUNITY AT PGA NATIONAL			1	100%	1
WESTOX LABS		1			1
LABONE		1			1
MID FLORIDA PRIMARY CARE PA		1			1
HEARTLAND REGIONAL MEDICAL CENTER		1			1
HOME AIDE SVC OF EASTERN NY INC D/B/A		1			1
QUALITY LAB			1	100%	1
ADVANCED MEDICAL LABORATORIES (AML)			1	100%	1
DOCTORS HOSPITAL OF LAREDO			1	100%	1
PALMA CEIA MED GROUP-SWANN		1			1
CHNJ		1			1
ALTA BATES SUMMIT MEDICAL CENTER CLINICAL LAB			1	100%	1
ST JOSEPHS HOSPITAL SOUTH HOSPITAL			1	100%	1
CLERMONT HEALTH DEPARTMENT			1	100%	1
ROSE MEDICAL CENTER LAB			1	100%	1
OMNI HEALTHCARE URGENT CARE			1	100%	1
OHIO VALLEY MANOR NURSING &		1			1
GENESIS FAMILY PRACTICE			1	100%	1

# COVID-19: testing by laboratory

Data through Jan 12, 2021 verified as of Jan 13, 2021 at 09:25 AM

Data in this report are provisional and subject to change.

The numbers in the table below represent the number of Florida and non-Florida residents for whom test results were received by the Department of Health. A person can be tested by more than one laboratory and can have both positive and negative results. **Therefore, the sum of the numbers in each column will be larger than the total number of people tested.**

Reporting lab	Inconclusive	Negative	Positive	Percent positive	Total
SOMA MEDICAL CENTER PA #3			1	100%	1
FLORIDA DEPARTMENT OF HEALTH SEMINOLE COUNTY		1			1
HARRINGTON PARK HEALTH AND REHAB		1			1
BOSTON PUBLIC HEALTH COMMISSION			1	100%	1
DE TAR HOSPITAL			1	100%	1
Manorcare Health Services West Reading North		1			1
RM PHARMACY SERVICES INC		1			1
UNIVERSITY OF MARYLAND PATHOLOGY ASSOCIATES			1	100%	1
ADVENTHEALTH MEDICAL GROUP COMMUNITY MEDICINE			1	100%	1
HACKENSACK UNIVERSITY MEDICAL CENTER		1			1
MEDCARE QUALITY MEDICAL CENTER LLC			1	100%	1
FLORIDA MEDICAL CLINIC PA GI			1	100%	1
NEMOURS CHILDREN'S PRIMARY CARE			1	100%	1
DORAL KIDNEY CENTER			1	100%	1
CONVENIENT MEDICAL AND HEALTH SERVICES			1	100%	1
MORNINGSIDE NURSING AND REHABILITATION		1			1
INTERMOUNTAIN MEDICAL CENTER			1	100%	1
PASCO COUNTY HEALTH DEPARTMENT			1	100%	1
Ash Flat Healthcare and Rehabilitation Center			1	100%	1
MINUTECLINIC DIAGNOSTIC OF KANSAS, PC		1			1
ALL PRO ORTHOPEDICS & SPORTS MEDICINE, PA			1	100%	1
BAYFRONT HEAL WOUND CARE AND HYPERBARIC CENTER			1	100%	1
MAGNOLIA DIAGNOSTICS, LLC			1	100%	1
ENCOMPASS HEALTH REHABILITATION HOSPITAL OF LARGO			1	100%	1
SYNAPSE ANALYTICAL LABS		1			1
DEVITA		1			1
BERKSHIRE MEDICAL CENTER			1	100%	1
ST MARY'S OF SAGINAW		1			1
EXACCARE KINGSTON, LLC			1	100%	1
LIZS ADULT CARE		1			1
BAYSIDE URGENT CARE CENTER INC			1	100%	1
CLIFTON-FINE HOSPITAL LABORATORY		1			1
Bolingreen Health and Rehabilitation		1			1
LEHIGH MEDICAL AND RESEARCH CENTER, INC			1	100%	1
Villa Maria			1	100%	1
Aspire Physical Recovery Center at Cahaba River		1			1
Walgreens #5421		1			1
MERCY - NORTH IOWA			1	100%	1
PEACHEALTH LABORATORIES		1			1
American Fork Care Center dba Heritage Care Center		1			1
KIOSK MEDICINE KENTUCKY LLC		1			1
YUMA REGIONAL MEDICAL CENTER			1	100%	1
Mountain City Care and Rehabilitation Center		1			1
Parkside Manor		1			1
441 URGENT CARE CENTER - BROWNWOOD			1	100%	1
WY RETIREMENT CENTER		1			1
WINDSOR WOODS REHAB & HEALTHCARE CTR			1	100%	1

# COVID-19: testing by laboratory

Data through Jan 12, 2021 verified as of Jan 13, 2021 at 09:25 AM

Data in this report are provisional and subject to change.

The numbers in the table below represent the number of Florida and non-Florida residents for whom test results were received by the Department of Health. A person can be tested by more than one laboratory and can have both positive and negative results. **Therefore, the sum of the numbers in each column will be larger than the total number of people tested.**

Reporting lab	Inconclusive	Negative	Positive	Percent positive	Total
GREENTREE MEDICAL CENTER			1	100%	1
BRIAN C GRINER MD LLC			1	100%	1
ADVENTHEALTH HOSPICE CARE CENTRAL FLORIDA		1			1
ORDRS, INC.			1	100%	1
Maple Lane Nursing Home		1			1
GOLDING-GRANADO MEDICAL ASSOCIATES		1			1
MINUTE CLINIC DIAGNOSTICS OF IN, LLC #6252		1			1
LIFE CARE CENTER OF GWINNETT		1			1
SHANNON CLARK OD, PA			1	100%	1
FREEPORT ER DOX URGENT CARE		1			1
POETS WALK SARASOTA			1	100%	1
FLORHAM PARK ENDOSCOPY CENTER		1			1
FLORIDA DIGESTIVE AND LIVER SPECIALISTS			1	100%	1
PALMS OF FT MYERS,THE			1	100%	1
PRACTITIONERS IN MOTION			1	100%	1
FORT LOUDOUN PRIMARY CARE		1			1
SPRINGBROOK HOSPITAL			1	100%	1
DEPT OF VA MEDICAL CENTER - MIAMI			1	100%	1
PRIMARY CARE GROUP LLC		1			1
NEW MILFORD HOSPITAL			1	100%	1
MEDIPLUS CLINIC, INC			1	100%	1
ATMORE COMMUNITY HOSPITAL			1	100%	1
FLAGLER COUNTY BOARD OF COUNTY COMMISSIONERS			1	100%	1
PAUL C SCHWARTZ & MELVIN L WEIDMAN		1			1
HELIX BIOMEDICS LLC			1	100%	1
LITTLE COMPANY OF MARY HOSPITAL			1	100%	1
CONSULATE HEALTH CARE OF VERO BEACH			1	100%	1
COLONIAL VILLA GOOD SAMARITAN CENTER		1			1
NEMOURS CHILDRENS PRIMARY CARE CLERMONT			1	100%	1
SEACOAST PATHOLOGY PROFESSIONAL ASSOC		1			1
Carington Park			1	100%	1
CORDOVA FAMILY PRACTICE			1	100%	1
EDGAR PRICE FAMILY & CHILDREN HEALTHCARE CENTER			1	100%	1
EASTSIDE MEDICAL CLINIC		1			1
Acts Manor House		1			1
SANTA ROSA PEDIATRICS			1	100%	1
MAYO CLINIC OUTPATIENT DIALYSIS CENTER			1	100%	1
STONECREST MEDICAL CENTER		1			1
REGIONAL MEDICAL LABORATORY			1	100%	1
UABC			1	100%	1
INTERNAL MEDICINE GROUP OF CENTRAL FLORIDA			1	100%	1
EXCEPTIONAL EMERGENCY CENTER			1	100%	1
Bivins Pointe			1	100%	1
VISTA DEL SOL MED ASSOC		1			1
OPTIMAL MEDICINE INC		1			1
El Paso Health Care Center			1	100%	1
PALM SPRINGS GENERAL HOSPITAL			1	100%	1

# COVID-19: testing by laboratory

Data through Jan 12, 2021 verified as of Jan 13, 2021 at 09:25 AM

Data in this report are provisional and subject to change.

The numbers in the table below represent the number of Florida and non-Florida residents for whom test results were received by the Department of Health. A person can be tested by more than one laboratory and can have both positive and negative results. **Therefore, the sum of the numbers in each column will be larger than the total number of people tested.**

Reporting lab	Inconclusive	Negative	Positive	Percent positive	Total
PHYSICIANS IMMEDIATE CARE			1	100%	1
PUTNAM CO HOSPITAL-D/B/A ASBURY TOWERS		1			1
PHYSICIANS PRIMARY CARE LEHIGH PEDS			1	100%	1
LUMICO LIFE INSURANCE COMPANY		1			1
MEDEXPRESS URGENT CARE - LAWRENCE		1			1
ULTIMATE ANALYSIS LABORATORY			1	100%	1
UNIVERSITY OF MIAMI MILLER SCHOOL			1	100%	1
WELLOW URGENT CARE-OSWEGO			1	100%	1
RIDGE OPTUM FLORIDA			1	100%	1
LAREDO EMERGENCY ROOM			1	100%	1
DAVENPORT PEDIATRICS CLERMONT PA		1			1
EXPRESS CARE OF THE SHOALS		1			1
DOCTORS MEMORIAL HOSP HOME HEALTH CARE		1			1
ARIZA WELLNESS CARE LLC			1	100%	1
THOMASVILLE REGIONAL MEDICAL CENTER		1			1
POINTE MEDICAL SERVICES INC			1	100%	1
Sunnybrook Rehabilitation Center			1	100%	1
FAIRFIELD MEDICAL CENTER			1	100%	1
Jacaranda Manor			1	100%	1
ST JOHNS MEDICAL CENTER		1			1
MEMORIAL HOSPITAL OF CARBONDALE			1	100%	1
ELITE MEDICAL LABORATORY SOLUTIONS LLC			1	100%	1
KANA MEDICAL			1	100%	1
Douglas County Health Center		1			1
ADVENTHEALTH CENTRA CARE TRINITY			1	100%	1
Baypoint Healthcare Center			1	100%	1
CERMAK HEALTH SERVICES			1	100%	1
ADVANCED RESEARCH AND DIAGNOSTIC LABORATORY UNIVERSITY OF MINNESOTA			1	100%	1
WINDSOR MANOR			1	100%	1
PENINSULA REGIONAL MED CTR LAB			1	100%	1
Garden View Care Center at Dougherty Ferry		1			1
Kroger 339 - The Little Clinic Highlands - Bardstown Road		1			1
NORTHEAST PEDIATRICS			1	100%	1
BASCOM PALMER EYE INSTITUTE			1	100%	1
CAREHERE HUDSON BAY			1	100%	1
EXAC CARE CROSSVILLE		1			1
ASHLEY CLINICAL DIAGNOSTIC LABORATORY			1	100%	1
ROYAL PALM PEDIATRICS			1	100%	1
LAMARQUE DIALYSIS			1	100%	1
ST GERARD'S COMMUNITY OF CARE		1			1
MAINE CENTER FOR DISEASE CONTROL AND PREVENTION			1	100%	1
SCIENCE CARE			1	100%	1
OCEAN MEDICAL CENTER		1			1
Medicalodges Neosho			1	100%	1
HIGHLAND PARK LAKEWOOD PRESTON HOLLOW			1	100%	1
WALGREENS #01398			1	100%	1
MAYO CLINICAL LABORATORIES		1			1

# COVID-19: testing by laboratory

Data through Jan 12, 2021 verified as of Jan 13, 2021 at 09:25 AM

Data in this report are provisional and subject to change.

The numbers in the table below represent the number of Florida and non-Florida residents for whom test results were received by the Department of Health. A person can be tested by more than one laboratory and can have both positive and negative results. **Therefore, the sum of the numbers in each column will be larger than the total number of people tested.**

Reporting lab	Inconclusive	Negative	Positive	Percent positive	Total
LAKE SUCCESS EXTENDED CARE		1			1
THE MEDICAL CENTER AT BOWLING GREEN			1	100%	1
CHAMBREL AT PINECASTLE			1	100%	1
UNIVERSITY OF IOWA HOSPITALS & CLINICS			1	100%	1
CHRISTIANA HOSPITAL		1			1
PALOMAR MEDICAL CENTER			1	100%	1
GRAND VIEW HOSPITAL			1	100%	1
Oakland Nursing and Rehabilitation Center		1			1
MT CARMEL PHARMACY INC		1			1
CSL PLASMA LAB			1	100%	1
INFECTION CONTROL DEPT			1	100%	1
Glen Oaks Health and REhabilitation		1			1
HEALTHCARE FOR THE HOMELESS			1	100%	1
THE ARLINGTON OF NAPLES INC.			1	100%	1
Valley Center (WV)			1	100%	1
SPECIALTY DRUG TESTING			1	100%	1
PRIMARY CARE & PEDIATRICS - SHEPHERSTOWN		1			1
MCH PHYSICIANS GROUP			1	100%	1
WALGREENS #15291		1			1
VA COMMUNITY BASED CLINIC - LAKE CITY			1	100%	1
Broomall Manor		1			1
OAK HAVEN REHAB AND NURSING CENTER			1	100%	1
Cortland Acres Association		1			1
VIVEX/UMTB BIOMEDICAL			1	100%	1
SAINT BARNABAS MEDICAL CENTER		1			1
HEALTHCARE ASSOCIATES OF IRVING, LLP			1	100%	1
HOLYOKE MEDICAL CENTER			1	100%	1
LAB. CORP. OF AMERICA			1	100%	1
Accordius Health at Gastonia			1	100%	1
PARKWAY REGIONAL MEDICAL CENTER LAB			1	100%	1
THE LITTLE CLINIC LLC			1	100%	1
PEDRO L ORTEGA MD PA			1	100%	1
TALLAHASSEE MEMORIAL HEALTHCARE			1	100%	1
BAYOU URGENT CARE			1	100%	1
HELGEMO & LIU PEDIATRICS			1	100%	1
PALM BEACH DIABETES AND ENDOCRINE SPECIALISTS, PA			1	100%	1
MINUTE-CLINIC DIAGNOSTIC OF VIRGINIA,		1			1
Imperial Healthcare Centre			1	100%	1
ANDREWS			1	100%	1
CLINTON DRUG STORE		1			1
SHAH			1	100%	1
Oakview Manor Health and Rehab		1			1
IDAHO HEALTH DEPARTMENT			1	100%	1
HANCOCK REGIONAL HOSPITAL		1			1
CHILDREN'S MEMORIAL HOSPITAL			1	100%	1
Kroger 682 - The Little Clinic New Holland Market			1	100%	1
QUEST INC			1	100%	1



# COVID-19: testing by laboratory

Data through Jan 12, 2021 verified as of Jan 13, 2021 at 09:25 AM

Data in this report are provisional and subject to change.

The numbers in the table below represent the number of Florida and non-Florida residents for whom test results were received by the Department of Health. A person can be tested by more than one laboratory and can have both positive and negative results. **Therefore, the sum of the numbers in each column will be larger than the total number of people tested.**

Reporting lab	Inconclusive	Negative	Positive	Percent positive	Total
GEORGE WASHINGTON UNIVERSITY HOSPITAL			1	100%	1
CLINICAL LABORATORY DEPARTMENT			1	100%	1
HEALTH EXPRESS		1			1
MINUTECLINIC DIAGNOSTIC, PA		1			1
Autumn Care of Suffolk		1			1
ST.ELIZABETH HEALTH CENTER	1				1
YOUR KIDS URGENT CARE			1	100%	1
CLARKSVILLE MANOR INC		1			1
MARTIN HEALTH PHYSICIAN GROUP			1	100%	1
METHODISM MIDLOTHIAN MEDICAL CENTER			1	100%	1
THYROID SPECIALTY LABORATORY			1	100%	1
LAURELLWOOD NURSING CENTER		1			1
VALLEY HOSPITAL MEDICAL CENTER		1			1
KAISER PERMANENTE REGIONAL REFERENCE LABORATORY		1			1
EVENTIDE LUTHERAN HOME		1			1
Kroger 739 - The Little Clinic La Grange Road		1			1
OMNI HEALTHCARE INC			1	100%	1
Northern Nevada State Veterans Home		1			1
MINUTE CLINIC DIAGNOSTIC OF VIRGINIA, LLC #1905		1			1
VELOCITY URGENT CARE			1	100%	1
ADVANCE GASTROENTEROLOGY			1	100%	1
FORSYTH HOUSE			1	100%	1
Riverside Nursing & Rehabilitation Center		1			1
SUNY AT STONY BROOK			1	100%	1
NEMOURS CHILDRENS URGENT CARE			1	100%	1
PROVIDENCE HOSPITAL			1	100%	1
PHYSICIANS FOR CHILDREN			1	100%	1
FLORIDA EPIDEMIOLOGY PROGRAM			1	100%	1
CLARE BRIDGE OF CAPE CORAL		1			1
MINUTECLINIC MINUTECLINIC #3665		1			1
Oak Hill Health & Rehabilitation Center			1	100%	1
CLINICAL MICROBIOLOGY LAB FAIRVIEW UNIVERSITY HOSPITAL			1	100%	1
Kroger 390 - The Little Clinic North College Hill		1			1
LEXINGTON HOSPITAL CORPORATION			1	100%	1
Fairview			1	100%	1
LOWER KEYS COMMUNITY HEALTH CENTER			1	100%	1
IVY CREEK URGENT CARE OF ENTERPRISE			1	100%	1
LIFEGUARD AMBULANCE SERVICE LLC - BAY COUNTY			1	100%	1
BORINQUEN HEALTH CENTER			1	100%	1
OAKWOOD HOSPITAL - SOUTHSORE			1	100%	1
PRIMEX CLINICAL LABORATORIES INC			1	100%	1
SMITH			1	100%	1
Fairhaven Retirement Community		1			1
MEDICAL ASSOCIATES OF THE SHOALS		1			1
MOUNT SINAI COMPREHENSIVE CANCER CENTER			1	100%	1
SANFORD PEDIATRIC ASSOCIATES, PA			1	100%	1
SOUTH BEND MEDICAL FOUNDATION			1	100%	1

# COVID-19: testing by laboratory

Data through Jan 12, 2021 verified as of Jan 13, 2021 at 09:25 AM

Data in this report are provisional and subject to change.

The numbers in the table below represent the number of Florida and non-Florida residents for whom test results were received by the Department of Health. A person can be tested by more than one laboratory and can have both positive and negative results. **Therefore, the sum of the numbers in each column will be larger than the total number of people tested.**

Reporting lab	Inconclusive	Negative	Positive	Percent positive	Total
AMERICAN LAB LLC		1			1
ST VINCENTS AMBULATORY CARE INC			1	100%	1
CAROLINAS HEALTHCARE SYSTEM LAB			1	100%	1
PROMUS DIAGNOSTICS, LLC			1	100%	1
LAS PALMAS MEDICAL CENTER			1	100%	1
CVS HEALTH, #5962		1			1
DSI LABORATORIES-NAPLES-7TH			1	100%	1
MEMORIAL HEALTH SYSTEM		1			1
MINUTECLINIC DIAGNOSTIC OF TN PC #6363		1			1
CHILDREN'S MEDICAL CENTER-EAST ORLANDO			1	100%	1
ST JOHNS PEDIATRICS PA		1			1
LAKE MARY OPTUM FLORIDA			1	100%	1
MINUTECLINIC DIAGNOSTIC OF RHODE ISLAN		1			1
BELLMORE PEDIATRICS		1			1
DESERT HOSPITAL/CPHU CLINICAL LABORATORY			1	100%	1
LAKEVIEW HEALTH CARE SYSTEM LLC			1	100%	1
MID-FLORIDA PATHOLOGY LLC - MOBILE UNIT # 3			1	100%	1
INNOVATIVE HEALTH DIAGNOSTIC OF CALIFORNIA			1	100%	1
MINUTE CLINIC DIAGNOSTIC OF TN PC #64		1			1
CURA LABORATORY SERVICES			1	100%	1
MINUTECLINIC DIAGNOSTIC MED GRP OF ORA			1	100%	1
HEALTH CARE SERVICES LC			1	100%	1
FLORIDA DEPARTMENT OF HEALTH IN LEE COUNTY			1	100%	1
PSL JAX BEACH OPERATIONS LLC			1	100%	1
ODYSSEY HEALTH CARE OF MARION COUNTY LLC		1			1
BHA TITUSVILLE CLINIC			1	100%	1
MINUTECLINIC LLC (2335)		1			1
RIVERTON CBOC			1	100%	1
Moab Regional Hospital			1	100%	1
PEDIATRICS IN NORTH FLORIDA PA			1	100%	1
LRGHEALTHCARE		1			1
HERNANDO COUNTY HEALTH DEPT			1	100%	1
EXCEL URGENT CARE OF NJ			1	100%	1
ASCENSION ST VINCENT'S MEDICAL CENTER			1	100%	1
QUEST DIAGNOSTICS CLINICAL LABORATORIES INC		1			1
BNJ		1			1
MEDEXPRESS URGENT CARE - DERBY N ROCK		1			1
NASSAU COUNTY HEALTH DEPARTMENT		1			1
HOLMES FAMILY PRACTICE PA			1	100%	1
Dulles Health and Rehab Center		1			1
NDX-CORE LAB			1	100%	1
SPECTRUM LUDINGTON			1	100%	1
BOLLES SCHOOL, THE			1	100%	1
WINKLER COURT □			1	100%	1
MINUTECLINIC DIAGNOSTIC OF WISCONSIN, LLC		1			1
ADVANCED MEDICAL RESEARCH CENTER LLC			1	100%	1
WATERBURY HOSPITAL REFERENCE LAB			1	100%	1

# COVID-19: testing by laboratory

Data through Jan 12, 2021 verified as of Jan 13, 2021 at 09:25 AM

Data in this report are provisional and subject to change.

The numbers in the table below represent the number of Florida and non-Florida residents for whom test results were received by the Department of Health. A person can be tested by more than one laboratory and can have both positive and negative results. **Therefore, the sum of the numbers in each column will be larger than the total number of people tested.**

Reporting lab	Inconclusive	Negative	Positive	Percent positive	Total
PREMIER FAMILY AND SPORTS MEDICINE LLC			1	100%	1
URGENT CARE OF KANSAS CITY			1	100%	1
OCCUPATIONAL HEALTH CENTER		1			1
BAYLOR SCOTT AND WHITE MEDICAL CENTER -CENTENNIAL			1	100%	1
LP ELIZABETHTON		1			1
KANSAS CITY VA MEDICAL CENTER			1	100%	1
WALGREEN#12147		1			1
YOUR HEALTH PEDIATRICS			1	100%	1
UPSON REGIONAL MEDICAL CENTER			1	100%	1
JACKSBORO URGENT CARE			1	100%	1
NFRC CLINICAL LAB			1	100%	1
PROVIDENCE ST PETER HOSPITAL		1			1
MEDEXPRESS URGENT CARE - LITTLE ROCK		1			1
SYCAMORE MEDICAL CENTER-KETTERING HEALTH NETWORK			1	100%	1
C V S / PHARMACY #4396		1			1
CATHEDRAL GERONTOLOGY CENTER DBA CATHEDRAL CARES			1	100%	1
VETERANS AFFAIRS MEDICAL CENTER - EAST ORANGE			1	100%	1
BOCA CIEGA CENTER			1	100%	1
BLANCHARD VALLEY HOSPITAL LABORATORY			1	100%	1
ORANGE PEDIATRICS PA			1	100%	1
HEALTH ALLIANCE			1	100%	1
URGENTMED PLANTATION			1	100%	1
MEDICAL ARTS LABORATORY			1	100%	1
Lutheran Community at Telford		1			1
ASCARATE DIALYSIS			1	100%	1
LCMC LAB SUBSECTION		1			1
PLANT CITY FAMILY CARE		1			1
Sears Coastal Nursing and Rehab		1			1
Long Beach Care Center			1	100%	1
WATERS EDGE ELEMENTARY SCHOOL			1	100%	1
LIFELINK OF FLORIDA			1	100%	1
ICARE		1			1
DASCENA LAB			1	100%	1
WMC HEALTH GROUP OF KISSIMMEE LLC			1	100%	1
FLORIDA DEPARTMENT OF HEALTH IN CITRUS COUNTY		1			1
APOLLOMDX LLC			1	100%	1
PALM WEST INTERNIST PA			1	100%	1
Regency Square			1	100%	1
PEDIATRIC ASSOCIATES - MIAMI LAKES		1			1
APS-SUMMIT CARE PHARMACY, LLC DBA OMNICARE		1			1
NORDX			1	100%	1
MARQUETTE GENERAL HOSPITAL			1	100%	1
DIVERSICARE OF BIG SPRINGS		1			1
ASSISTED LIVING AT TREZEVANT		1			1
MID FLORIDA COMMUNITY SERVICES			1	100%	1
CAREHERE LLC			1	100%	1
TERRELL URGENT CARE			1	100%	1

# COVID-19: testing by laboratory

Data through Jan 12, 2021 verified as of Jan 13, 2021 at 09:25 AM

Data in this report are provisional and subject to change.

The numbers in the table below represent the number of Florida and non-Florida residents for whom test results were received by the Department of Health. A person can be tested by more than one laboratory and can have both positive and negative results. **Therefore, the sum of the numbers in each column will be larger than the total number of people tested.**

Reporting lab	Inconclusive	Negative	Positive	Percent positive	Total
MORGAN STANELY HEALTH CENTER		1			1
TREASURE COAST PRIMARY CARE		1			1
TAMPA GENERAL MEDICAL GROUP LABORATORY HEALTHPARK			1	100%	1
HEART HOSPITAL OF LAFAYETTE: EMERGENCY ROOM			1	100%	1
NORTHSIDE HOSPITAL DULUTH			1	100%	1
Portsmouth Health and Rehab			1	100%	1
BAPTIST HEALTH PRIMARY CARE AT DORAL			1	100%	1
DEPARTMENT OF HEALTH AND ENVIRONMENTAL CONTROL			1	100%	1
Kroger 627 - The Little Clinic Castleberry			1	100%	1
BAPTIST EMERGENCY HOSPITAL KELLY			1	100%	1
Metairie Healthcare Center			1	100%	1
Robert Wood Johnson University Hospital			1	100%	1
BRUCE S WEST MD			1	100%	1
BASCOM PALMER-MICRO LAB			1	100%	1
Mercy Manor Transition Center			1	100%	1
COMMUNITY HOSPITALS INDIANAPOLIS			1	100%	1
NORTH SHORE MEDICAL CENTER - SALEM HOSPITAL			1	100%	1
HOWELL BRANCH COURT			1	100%	1
PARK AVENUE DERMATOLOGY NORTH			1	100%	1
MINUTECLINIC DIAG OF IND, LLC #6697		1			1
COMMUNICABLE DISEASE CONTROL/PUBLIC HEALTH EMERGENCY PREPAREDNESS			1	100%	1
TWIN			1	100%	1
EAST TENNESSEE STATE UNIVERSITY		1			1
MOUNT SINAI MEDICAL CENTER OF FLORIDA, INC			1	100%	1
ARNOLD PALMER HOSPITAL LAB POCT		1			1
HOLSTON MEDICAL GROUP		1			1
CLUB HEALTH AND REHABILITATION CENTER, THE		1			1
FELD ENTERTAINMENT			1	100%	1
Redwood Springs Healthcare			1	100%	1
BEAUMONT HOSPITAL, GROSSE POINTE			1	100%	1
RABI SINHA, MD		1			1
ADVANCED URGENT CARE PLLC		1			1
EVERGREEN NURSING HOME		1			1
MEDOR/ACC SYNCHRONY			1	100%	1
FRANKLIN CBOC			1	100%	1
Florence Home		1			1
MOBILE MEDICAL CLINIC			1	100%	1
DOC PAM PA		1			1
FLORIDA HOSPITAL ORMOND BEACH			1	100%	1
The Evangelical Lutheran Good Samaritan Society Prescott Village		1			1
NEW ERA HEALTH CENTER INC		1			1
Kingston Care Center of Fort Wayne		1			1
HEALTH PARTNERS REGIONAL HOSPITAL			1	100%	1
WYOMING COUNTY DEPARTMENT OF HEALTH		1			1
Heritage Health of Peru			1	100%	1
UHEALTH CORAL SPRINGS			1	100%	1
ELLIS HOSPITAL URGENT CARE CENTER LAB		1			1

# COVID-19: testing by laboratory

Data through Jan 12, 2021 verified as of Jan 13, 2021 at 09:25 AM

Data in this report are provisional and subject to change.

The numbers in the table below represent the number of Florida and non-Florida residents for whom test results were received by the Department of Health. A person can be tested by more than one laboratory and can have both positive and negative results. **Therefore, the sum of the numbers in each column will be larger than the total number of people tested.**

Reporting lab	Inconclusive	Negative	Positive	Percent positive	Total
SOUTHEAST MISSOURI HOSPITAL		1			1
SUTTER GOULD MEDICAL FOUNDATION			1	100%	1
LARKIN COMMUNITY HOSPITAL PALM SPRINGS CAMPUS			1	100%	1
BSA PHYSICIANS GROUP, INC D/B/A BSA FAMILY MEDICAL			1	100%	1
VILLAGES HEALTH SYSTEM, LLC, THE			1	100%	1
FLORIDA MEDICAL CLINIC, LLC			1	100%	1
OCALA REGIONAL KIDNEY CENTER EAST			1	100%	1
Oregon Veterans Home The Dalles		1			1
MINUTECLINIC DIAGNOSTIC, PA #10252		1			1
TRAVIS LEE THOMPSON MD			1	100%	1
CAREWELL 203			1	100%	1
DAYTON CHILDRENS HOSPITAL LAB			1	100%	1
UCH LAB			1	100%	1
CENTRAL FLORIDA PRIMARY CARE			1	100%	1
NORTH FL SOUTH GA HCS-LAKE CITY			1	100%	1
SPINE & PAIN CONSULTANT PLLC		1			1
PARTNERS IN PRIMARY CARE		1			1
Vibrantlife of El Paso Rehabilitation Center			1	100%	1
SOUTH FLORIDA BAPTIST HOSPITAL			1	100%	1
PEDIATRIC ASSOCIATES - DORAL			1	100%	1
DEL PRADO MEDICAL CENTER, INC		1			1
UNITED HEALTHCARE			1	100%	1
NF Escambia, LLC DBA Olive BranchHealth and Rehabilitation Center			1	100%	1
ADVANCED CARDIOVASCULAR DIAGNOSTICS OF FL			1	100%	1
MINUTECLINIC, LLC #4507		1			1
Village Crest Center for Health & Rehabilitation		1			1
SUPERKIDS PEDIATRICS			1	100%	1
GRAND VILLA OF LARGO			1	100%	1
MINUTECLINIC DIAG OF IND, LLC #6908		1			1
NHC HealthCare St. Charles		1			1
APALACHEE CENTER INC		1			1
LABORATORIO BUENA SALUD			1	100%	1
NIBHA MEDIRATTA MD PL			1	100%	1
APPLECARE VALDOSTA			1	100%	1
URGENT CARE OF FORT LAUDERDALE INC			1	100%	1
RAMBAM URGENT CARE			1	100%	1
ST CATHERINE HOSPITAL LABORATORY			1	100%	1
STATE OF FLORIDA			1	100%	1
LAB PLUS, LLC			1	100%	1
ADVENT HEALTH - OWASA			1	100%	1
OSF ST JOSEPH MEDICAL CENTER			1	100%	1
HAWAII DEPARTMENT OF HEALTH LAB			1	100%	1
SOUTH FLORIDA URGENT CARE CENTERS, LLC			1	100%	1
Lenbrook		1			1
THE CHILDREN'S HOSPITAL OF PHILADELPHIA		1			1
ROAN MOUNTAIN MEDICAL CENTER			1	100%	1
DIGNITY HEALING LLC			1	100%	1



# COVID-19: testing by laboratory

Data through Jan 12, 2021 verified as of Jan 13, 2021 at 09:25 AM

Data in this report are provisional and subject to change.

The numbers in the table below represent the number of Florida and non-Florida residents for whom test results were received by the Department of Health. A person can be tested by more than one laboratory and can have both positive and negative results. **Therefore, the sum of the numbers in each column will be larger than the total number of people tested.**

Reporting lab	Inconclusive	Negative	Positive	Percent positive	Total
SHARON REGIONAL MEDICAL CENTER			1	100%	1
NASSAU UNIVERSITY MEDICAL CENTER DEPT		1			1
NORTH SHORE HEMATOLOGY-ONCOLOGY ASSOCI		1			1
BEAUFORT MEMORIAL			1	100%	1
BEAUMONT REFERENCE LABORATORY			1	100%	1
Manassas Health & Rehab			1	100%	1
Ravenwood Speciality Care		1			1
Niles Nursing and Rehab. Center		1			1
MINUTECLINIC DIAGNOSTIC OF NH, LLC (CL		1			1
ADVANCE MD CARE			1	100%	1
HAMILTON CHD		1			1
ARDEN COURTS OF SEMINOLE			1	100%	1
OAKMONT WEST- GREENVILLE SC		1			1
Kroger 409 - The Little Clinic Hebron Marketplace			1	100%	1
Winter Park Care and Rehab			1	100%	1
PROGENESIS INC			1	100%	1
AZALEALAND NURSING HOME		1			1
SUMMERFIELD PAIN MANAGEMENT			1	100%	1
EAST COAST INSTITUTE FOR RESEARCH LLC			1	100%	1
ATHENA PLASTIC SURGERY		1			1
Seal Rock Healthcare		1			1
WATERTOWN URGENT CARE		1			1
SONORAN DESERT PATHOLOGY			1	100%	1
UNIVERSITY OF TEXAS AT EL PASO, THE			1	100%	1
BUFFALO VAMC			1	100%	1
BLACKBERRY CENTER, THE		1			1
ENZO LABS INC			1	100%	1
MINUTECLINIC DIAG OF IND, LLC #6553		1			1
IMMY LABS			1	100%	1
HARBOUR ISLAND PEDIATRICS LLC			1	100%	1
SAN JOSE CLINIC		1			1
SAINT JOSEPH'S HOSPITAL AND MEDICAL CENTER		1			1
COBLESKILL REGIONAL HOSPITAL		1			1
CAROMONT HEALTH			1	100%	1
Signature Healthcare of Savannah		1			1
BARRINGTON TERRACE NAPLES			1	100%	1
DAUGHTERS OF SARAH NURSING CENTER		1			1
CONCIERGE INTERNAL MEDICINE ASSOCIATES			1	100%	1
HEALTH PLUS SUNRISE MEDICAL OFFICE			1	100%	1
SUSAN F. WILLIAMS M.D., P.A.			1	100%	1
Kroger - KRO70600172		1			1
NEW YORK PRESBYTERIAN HOSPITAL			1	100%	1
Birmingham Nursing & Rehab Center		1			1
LOPEZ		1			1
INDIAN RIVER CLINICAL LABORATORY, INC.		1			1
TRIPLE O MEDICAL SERVICES INC			1	100%	1
CLINICAL TRIALS OF TAMPA LLC		1			1

# COVID-19: testing by laboratory

Data through Jan 12, 2021 verified as of Jan 13, 2021 at 09:25 AM

Data in this report are provisional and subject to change.

The numbers in the table below represent the number of Florida and non-Florida residents for whom test results were received by the Department of Health. A person can be tested by more than one laboratory and can have both positive and negative results. **Therefore, the sum of the numbers in each column will be larger than the total number of people tested.**

Reporting lab	Inconclusive	Negative	Positive	Percent positive	Total
MINUTECLINIC # 21110			1	100%	1
ST PETE DIRECT PRIMARY CARE		1			1
Integrity Healthcare of Carbondale			1	100%	1
CHRISTUS GOOD SHEPHERD MEDICAL CENTER			1	100%	1
ST. LUKE'S HOSPITAL			1	100%	1
MEDEXPRESS URGENT CARE - PATRICK STREE			1	100%	1
MADISON AT OVIEDO			1	100%	1
BRUSHY CREEK FAMILY HOSPITAL			1	100%	1
HAVASU REGIONAL MEDICAL CENTER			1	100%	1
INTEGRATED GENETICS SEQUENOM		1			1
SOUTHERN SURGICAL ARTS		1			1
LABORATORIO MEDICO CENTRAL CONDOMINO MD			1	100%	1
CATHOLIC HEALTH LABORATORY SERVICES		1			1
ADVENTHEALTH IMAGING LAKE NONA			1	100%	1
EDWARD HOSPITAL			1	100%	1
COASTAL SKIN SURGERY AND DERMATOLOGY PL		1			1
PALM BEACH COUNTY HEALTH DEPT.			1	100%	1
CORIZON HEALTH INC			1	100%	1
DUKE UNIVERSITY POINT OF CARE TESTING PROGRAM			1	100%	1
Kroger 717 - The Little Clinic Dolphin Drive			1	100%	1
PARKRIDGE MEDICAL CENTER			1	100%	1
ARDEN COURTS OF LELY PALMS			1	100%	1
VAULT MEDICAL SERVICES			1	100%	1
HENRICO DOCTOR'S LABORATORY			1	100%	1
IVAN, MAYA			1	100%	1
Tremont Health & Rehabilitation Center		1			1
RHODE ISLAND DEPARTMENT OF HEALTH LABORATORIES			1	100%	1
ST JOHNS EPISCOPAL HOSPITAL SOUTH SHORE		1			1
LAKE COMMUNITY ACTION AGENCY		1			1
CARESPOT - OCOEE			1	100%	1
CHI ST. LUKE'S HEALTH BCM MEDICAL CENTER			1	100%	1
UNIVERSITY OF NORTH CAROLINA HOSPITALS			1	100%	1
SMITH NORTHVIEW HOSPITAL LAB			1	100%	1
COVID RAPID LABS			1	100%	1
THOMAS HOSPITAL			1	100%	1
UF HEALTH - WILDLIGHT			1	100%	1
LOURDES URGENT CARE			1	100%	1
ESOTERIC LAB			1	100%	1
West Bay of Tampa Center			1	100%	1
ESCANDON DIAGNOSTIC CLINIC			1	100%	1
PULMONARY MEDICINE		1			1
RIVERSIDE REGIONAL MED CENTER			1	100%	1
THE CLINIC ON SIXTH			1	100%	1
PM PEDIATRICS PC			1	100%	1
PRIMACARE MEDICAL LAKEWOOD			1	100%	1
CTMD MEDICAL CENTER, PA			1	100%	1
Miller Health Care Center			1	100%	1

# COVID-19: testing by laboratory

Data through Jan 12, 2021 verified as of Jan 13, 2021 at 09:25 AM

Data in this report are provisional and subject to change.

The numbers in the table below represent the number of Florida and non-Florida residents for whom test results were received by the Department of Health. A person can be tested by more than one laboratory and can have both positive and negative results. **Therefore, the sum of the numbers in each column will be larger than the total number of people tested.**

Reporting lab	Inconclusive	Negative	Positive	Percent positive	Total
FLORIDA MEDICAL CENTER			1	100%	1
SERENADES BY SONATA		1			1
MED CHOICE CENTER OF NORTH MIAMI			1	100%	1
ROCKLEDGE HEALTH & REHABILITATION CENTER			1	100%	1
IMMERSION RESIDENTIAL LLC			1	100%	1
ADVENTHEALTH DURAND			1	100%	1
MEDEX CLINIC LLC			1	100%	1
GRAND VILLA OF LAKE LAND		1			1
Eagle Health and Rehabilitation		1			1
FLORIDA KEYS PED AND ADOLES CTR			1	100%	1
Kroger 126 - The Little Clinic Cottonwood		1			1
SOUTHERN HILLS MEDICAL CENTER			1	100%	1
TITUSVILLE CENTER FOR SURGICAL EXCELLENCE LLC		1			1
HALIFAX HEALTH PRIMARY CARE ORMOND			1	100%	1
FHPG SURGICAL ASSOCIATES OF EAST PASCO			1	100%	1
CVS MINUTE CLINIC DIAGNOSTIC MED GRP OF CAL		1			1
CARE POINT HEALTH AND WELLNESS CENTER		1			1
GREATER TAMPA AT HOME			1	100%	1
CALIFORNIA PUBLIC HEALTH LABORATORY			1	100%	1
SV MOBILE HEALTH			1	100%	1
AURORA MEDICAL CENTER-KENOSHA			1	100%	1
AVERA ST. MARY'S HOSPITAL			1	100%	1
BRENTWOOD AT FORE RANCH			1	100%	1
AUTUMN HOUSE			1	100%	1
BIOMERIEUX			1	100%	1
MEDICAL CLINIC OF HOUSTON			1	100%	1
ST. LUKES HOSPITAL			1	100%	1
HIBISCUS COURT			1	100%	1
Kroger 596 - The Little Clinic Brentwood		1			1
HARDIN MEMORIAL HOSPITAL - HEARTLAND PATHOLOGY CONSULTANTS			1	100%	1
CLEVELAND CLINIC OUTPATIENT LABORATORY			1	100%	1
HAWKEYE CARE CENTER DUBUQUE		1			1
ORMOND MEDICAL ARTS FAMILY PRACTICE PL			1	100%	1
ORLANDO HEALTH PHYSICIAN GROUP INC			1	100%	1
ABSOLUTE HEALTH INTERNAL MEDICINE AND PEDIATRICS		1			1
BREVARD FAMILY WALK IN CLINIC			1	100%	1
ROBERTS WESLEYAN COLLEGE HEALTH CENTE		1			1
ARIZONA STATE LABORATORY			1	100%	1
COLONIAL MEDICAL CENTER-EAST ORLANDO			1	100%	1
FLORIDA HEART AND VASCULAR MULTISPECIALTY GROUP PA			1	100%	1
CFHC - FROSTPROOF			1	100%	1
EP MEDICAL EQUIPMENT PHARMACY			1	100%	1
MEDEXPRESS URGENT CARE - MARTINSVILLE		1			1
ANY LAB TEST FAST CORP			1	100%	1
Southwest Louisiana Veterans Home			1	100%	1
OHIOHEALTH URGENT CARE			1	100%	1
LADY OF THE SEA HOSPITAL LAB			1	100%	1

# COVID-19: testing by laboratory

Data through Jan 12, 2021 verified as of Jan 13, 2021 at 09:25 AM

Data in this report are provisional and subject to change.

The numbers in the table below represent the number of Florida and non-Florida residents for whom test results were received by the Department of Health. A person can be tested by more than one laboratory and can have both positive and negative results. **Therefore, the sum of the numbers in each column will be larger than the total number of people tested.**

Reporting lab	Inconclusive	Negative	Positive	Percent positive	Total
HAMILTON CI MAIN UNIT ANNEX/ WORK CAMP			1	100%	1
RIDGEFIELD PEDIATRIC ASSOCIATES		1			1
MEDICAL CITY DENTON			1	100%	1
CARTERSVILLE MEDICAL CENTER			1	100%	1
ST LUKES SURGICAL AT THE VILLAGES INC			1	100%	1
PEDIATRIC URGENT CARE CENTR OF FORT WORTH-LA GRAN			1	100%	1
NEW YORK CITY DEPARTMENT OF HEALTH			1	100%	1
PATHWAY PHARMACY			1	100%	1
HERNANDO CHILDREN'S			1	100%	1
Kroger 758 - The Little Clinic Providence		1			1
MARYLAND DEPARTMENT OF HEALTH AND MENTAL HYGIENE-LABORATORIES			1	100%	1
NORTHWEST FLORIDA SPECIALTY PHYSICIANS LLC		1			1
LOUIS STOKES CLEVELAND VA MEDICAL CENTER			1	100%	1
PINNACLE DIALYSIS		1			1
SKY RIDGE MEDICAL CENTER - MICRO			1	100%	1
FIU HEALTH CARE CENTER			1	100%	1
MINUTECLINIC #8760		1			1
MAYO CLINIC BEACHES PRIMARY CARE CTR		1			1
MINUTECLINIC, LLC #07876			1	100%	1
SUN CLINICAL LABORATORIES			1	100%	1
JAX FAMILY CARE		1			1
ORCHID TERRACE		1			1
VISTA LAKE ASSISTED LIVING			1	100%	1
METROPOLITAN			1	100%	1
SHAMRA MEDICAL LABORATORY			1	100%	1
ROYAL OAK MEDICAL CENTER LLC DBA CHARACTER FAMILY			1	100%	1
ADAMS COUNTY HEALTH DEPARTMENT			1	100%	1
JOSHUA E CHESIR MD		1			1
NORTH RIVER FAMILY HEALTH CENTER			1	100%	1
FRESENIUS KIDNEY CARE			1	100%	1
EAST FL CORE LAB			1	100%	1
TMH CANCER CENTER LABORATORY			1	100%	1
MEMORIAL HOSPITAL - BELLEVILLE			1	100%	1
SOUTHEASTERN HEALTH FACILITES, INC		1			1
SOUTHWEST ORLANDO FAMILY MEDICINE, PL			1	100%	1
SARASOTA MEDICAL CENTER			1	100%	1
GRAND VILLA OF SARASOTA			1	100%	1
PUBLIX PHARMACY # 1236			1	100%	1
STEWART MEDICAL GROUP INC			1	100%	1
SEWALLS POINT PHARMACY INC			1	100%	1
HILTON HEAD HOSPITAL/INPATIENT			1	100%	1
MANOR CARE OF DELRAY BEACH FL LLC		1			1
CORNERSTONE PEDIATRICS			1	100%	1
CANDLER HOSPITAL			1	100%	1
HARDIN HEALTH INC		1			1
SIGNATURE CARE MEMORIAL CITY			1	100%	1
SACRED HEART HOSPITAL NURSING			1	100%	1

# COVID-19: testing by laboratory

Data through Jan 12, 2021 verified as of Jan 13, 2021 at 09:25 AM

Data in this report are provisional and subject to change.

The numbers in the table below represent the number of Florida and non-Florida residents for whom test results were received by the Department of Health. A person can be tested by more than one laboratory and can have both positive and negative results. **Therefore, the sum of the numbers in each column will be larger than the total number of people tested.**

Reporting lab	Inconclusive	Negative	Positive	Percent positive	Total
Elm Crest Senior Living Community		1			1
OXY-GENLAB			1	100%	1
CACERES SPECIALIZED GYNECOLOGY		1			1
ST. JOHN HOSPITAL & MEDICAL CENTER			1	100%	1
THE HEART HOSPITAL BAYLOR PLANO			1	100%	1
VA OPTOMETRY CLINIC			1	100%	1
DASCENA, INC			1	100%	1
HUMC		1			1
JACKSON MADISON CO. GEN. HOSPITAL			1	100%	1
HUNEYCUTT FAMILY PRACTICE			1	100%	1
BEAUMONT HOSPITAL			1	100%	1
LITTLE FALLS HOSPITAL LABORATORY		1			1
PATHOLOGY		1			1
EASTSIDE URGENT CARE			1	100%	1
ALPHA CLINICAL LABORATORY CORP.			1	100%	1
ER NEAR ME HULEN		1			1
Arch Plaza Nursing and Rehabilitation Center			1	100%	1
TRUMAN MEDICAL CENTER - HOSPITAL HILL			1	100%	1
MINUTECLINIC DIAGNOSTIC OF OHIO #4401		1			1
SURGERY CENTER, THE			1	100%	1
MEDEXPRESS URGENT CARE - FORT SMITH		1			1
BAYFRONT CARDIOVASCULAR ASSOCIATES			1	100%	1
MD NOW URGENT CARE			1	100%	1
Kroger - KRO03500568			1	100%	1
MINUTECLINIC DIAGNOSTIC OF TN, PC 6304		1			1
CAREWELL URGENT CARE FITCHBURG			1	100%	1
QUALITY CLINICAL LAB LLC			1	100%	1
GEORGE W FERGUSON MD-CONCIERGE MEDICAL SERVICES PL		1			1
OCALA REGIONAL DIALYSIS- NORTH			1	100%	1
BAPTIST MINOR MEDICAL CENTER			1	100%	1
BAYCARE OUTREACH LAB			1	100%	1
CRUSADER COMMUNITY HEALTH			1	100%	1
LEGACY AT HIGHWOODS PRESERVE		1			1
Chateau Girardeau			1	100%	1
MADISON FACILITY INC			1	100%	1
SOUTHEASTERN PATHOLOGY ASSOCIATES			1	100%	1
EAST RIDGE RETIREMENT VILLAGE INC		1			1
Bethel Lutheran Nursing & Rehabilitation Center		1			1
HOLLAND COMMUNITY HOSPITAL		1			1
Memorial Health Care Center			1	100%	1
MONMOUTH MEDICAL CENTER		1			1
Princeton Place			1	100%	1
UNIVERSITY OF MIAMI SCCC RESEARCH LABORATORY			1	100%	1
SANITAS RESEARCH LLC			1	100%	1
FAYETTE MEDICAL CENTER LAB		1			1
FAMILY MEDICAL CENTER		1			1
ST. MARY MEDICAL CENTER		1			1



# COVID-19: testing by laboratory

Data through Jan 12, 2021 verified as of Jan 13, 2021 at 09:25 AM

Data in this report are provisional and subject to change.

The numbers in the table below represent the number of Florida and non-Florida residents for whom test results were received by the Department of Health. A person can be tested by more than one laboratory and can have both positive and negative results. **Therefore, the sum of the numbers in each column will be larger than the total number of people tested.**

Reporting lab	Inconclusive	Negative	Positive	Percent positive	Total
LEHIGH PULMONARY ASSOCIATES			1	100%	1
WHITE EARTH IHS MAIN LAB		1			1
LAKESIDE MEDICAL CENTER		1			1
REFERENCE LABORATORY			1	100%	1
MID FLORIDA BIOLOGICALS			1	100%	1
NORWALK HOSPITAL			1	100%	1
QC LABORATORY			1	100%	1
FULGENT GENETICS HOUSTON		1			1
COMMUNITY			1	100%	1
SOUTHWEST REGIONAL PCR LABORATORY			1	100%	1
Kroger 448 - The Little Clinic Mason		1			1
Community Compassion Center of Batesville			1	100%	1
MEDEXPRESS URGENT CARE-MEADVILLE			1	100%	1
TENNOVA ER - SANGO			1	100%	1
Falmouth By The Sea			1	100%	1
MED-LAKE LABORATORY			1	100%	1
MEDONE URGENT CARE			1	100%	1
MAURY REGIONAL MEDICAL CENTER		1			1
Walgreens #3661		1			1
ST VINCENT'S AMBULATORY CARE INC			1	100%	1
LEELANAU OPCO, LLC		1			1
ADVENTHEALTH MEDICAL GROUP FAMILY AND INTERNAL			1	100%	1
BHS PHYSICIAN NETWORK			1	100%	1
GOOD SAMARITAN SOCIETY-FOREST CITY		1			1
SOUTHERN SPRINGS HEALTH CARE		1			1
BLOOD SYSTEMS LABORATORIES			1	100%	1
Carrollton Manor Inc		1			1
GRAND VILLA OF PINELLAS PARK			1	100%	1
LAKE LURE HEALTH CENTER			1	100%	1
MINUTECLINIC DIAG OF IND, LLC #4368		1			1
FRESENIUS SOUTH FORT MYERS		1			1
NEW ERA COMMUNITY HEALTH CENTER LLC		1			1
SYNERGENE LABORATORY			1	100%	1
GOSHEN HOSPITAL			1	100%	1
ACM MEDICAL LABORATORY ALLIANCE			1	100%	1
Good Samaritan Society Waukon		1			1
PENSACOLA PATHOLOGY		1			1
NONA MEDICAL ARTS		1			1
MEDSTAR HEALTH URGENT CARE			1	100%	1
Senatobia Healthcare & Rehab		1			1
PALM BAY URGENT CARE PL		1			1
BROOKDALE PALM BEACH GARDENS			1	100%	1
BAYCARE OUTREACH LAB WH SOUTH			1	100%	1
MINUTE CLINIC LLC #6765		1			1
FLORIDA CLINICAL LABORATORY INC DBA			1	100%	1
CHILDRENS SPECIALIST PEDIATRIC PULMMOLOGY &			1	100%	1
RAYMOND BASRI MD		1			1

# COVID-19: testing by laboratory

Data through Jan 12, 2021 verified as of Jan 13, 2021 at 09:25 AM

Data in this report are provisional and subject to change.

The numbers in the table below represent the number of Florida and non-Florida residents for whom test results were received by the Department of Health. A person can be tested by more than one laboratory and can have both positive and negative results. **Therefore, the sum of the numbers in each column will be larger than the total number of people tested.**

Reporting lab	Inconclusive	Negative	Positive	Percent positive	Total
SANTA MONICA CA-UCLA MC			1	100%	1
GENESEE COUNTY HEALTH DEPARTMENT		1			1
LAKE PEDIATRICS			1	100%	1
SIGNATURE CARE COLLEGE STATION			1	100%	1
PULSE MEDICAL GROUP INC			1	100%	1
Summit Medical Group Morristown Oncology		1			1
ADVANCED LABORATORY SERVICES			1	100%	1
MEDEXPRESS URGENT CARE - TOPEKA, SW WANAMAKER RD		1			1
Good Samaritan Society - Albion		1			1
C A R E S		1			1
SIMPLY HEALTHCARE AND WELLNESS CLINIC, PC			1	100%	1
REELFOOT FAMILY WALK-IN CLINIC		1			1
INDIANA STATE DEPARTMENT OF HEALTH CLINIC MICROBIOLOGY		1			1
VA OUTPATIENT PHARMACY			1	100%	1
STAMFORD HOSPITAL			1	100%	1
MINUTECLINIC DIAG OF IND, LLC #6250		1			1
ACCESS FAMILY CARE LLC			1	100%	1
USF PHYSICIANS GROUP			1	100%	1
FLORIDA HEALTH CARE MEDICAL GROUP		1			1
THEDACARE FAMILY MEDICINE GATEWAY			1	100%	1
CHOTA COMMUNITY HEALTH SERVICES		1			1
CLEVELAND CLINIC OHIO LABORATORIES			1	100%	1
MEDICAL CITY NORTH HILLS			1	100%	1
ST. PETERSBURG PEDIATRICS			1	100%	1
HORIZON MEDICAL CENTER			1	100%	1
OLEAN GENERAL HOSPITAL		1			1
NORTH SHORE HEMATOLOGY-ONCOLOGY ASSOCIATES PC		1			1
MINUTE CLINIC LLC #0169		1			1
ORLANDO PHYSICIAN NETWORK		1			1
MEDEXPRESS URGENT CARE - HADLEY		1			1
JOHNSON & JOHNSON VISION CARE-VISTAKON			1	100%	1
ORLANDO HEALTH MEDICAL GROUP			1	100%	1
MINUTE CLINIC DIAGNOSTIC PA			1	100%	1
KIDSVILLE PEDIATRICS IV PA		1			1
CARENOW MIDTOWN			1	100%	1
MINUTECLINIC DIAGNOSTIC OF KANSAS PA		1			1
PINELLAS CHD - CLEARWATER			1	100%	1
HALIFAX HEALTH PRIMARY CARE			1	100%	1
HARBOR BEACH NURSING AND REHABILITATION CENTER			1	100%	1
SOLARIS HEALTHCARE PLANT CITY		1			1
PRISMA HEALTH TUOMEY LABORATORY			1	100%	1
FLORIDA CLINICAL RESEARCH CENTER, LLC			1	100%	1
STEPHENS COUNTY HOSPITAL			1	100%	1
TITUSVILLE REHABILITATION AND NURSING CENTER		1			1
LIFELINK TRANSPLANT INSTITUTE LAB			1	100%	1
MEDEXPRESS URGENT CARE-BRENTWOOD		1			1
MEDEXPRESS URGENT CARE - BENTONVILLE		1			1

# COVID-19: testing by laboratory

Data through Jan 12, 2021 verified as of Jan 13, 2021 at 09:25 AM

Data in this report are provisional and subject to change.

The numbers in the table below represent the number of Florida and non-Florida residents for whom test results were received by the Department of Health. A person can be tested by more than one laboratory and can have both positive and negative results. **Therefore, the sum of the numbers in each column will be larger than the total number of people tested.**

Reporting lab	Inconclusive	Negative	Positive	Percent positive	Total
ADVENTHEALTH SENIOR CARE AT ORMOND			1	100%	1
MEDICAL ASSOCIATES OF CARTER		1			1
ROSLYN INTERNAL MEDICINE		1			1
MEMORIAL HOSPITAL WEST			1	100%	1
Heritage of Red Cloud		1			1
SOMA MEDICAL CENTER PA			1	100%	1
NHC Chattanooga			1	100%	1
GOOD SAMARITAN HOSPITAL			1	100%	1
ST FRANCIS MEDICAL CENTER			1	100%	1
AVERA SACRED HEART HOSPITAL			1	100%	1
KETTERING MEDICAL CENTER			1	100%	1
Arlington Care Center			1	100%	1
Life Care Center of Paradise Valley		1			1
GALVESTON COUNTY HEALTH DISTRICT			1	100%	1
MID FLORIDA DERMATOLOGY ASSOCIATES PA			1	100%	1
PEDIATRIC PARTNERS ZEPHYRHILLS			1	100%	1
DONALSONVILLE HOSPITAL			1	100%	1
Glenburn Home		1			1
THE WINDSOR OF OCALA			1	100%	1
TARRYTOWN PHARMACY			1	100%	1
SARASOTA IMMEDIATE CARE			1	100%	1
SPORTS MEDICINE CLINIC - U OF WYOMING			1	100%	1
ST. PETERSBURG PEDIATRICS-SEMINOLE			1	100%	1
LAB TEST KENDALL LLC		1			1
CMC MERCY LABORATORY			1	100%	1
LANGLADE			1	100%	1
Smg At Bridgewater Family Medicine		1			1
PIONEER CLINICAL RESEARCH LLC			1	100%	1
Brio of Johnston		1			1
ALL CARE URGENT CARE			1	100%	1
CROSS CREEK HEALTH CARE		1			1
INNOVATIVE CARE II LLC			1	100%	1
VERITAS GENETICS, INC.			1	100%	1
Bethany Manor		1			1
APPLECARE URGENT CARE KINGSLAND			1	100%	1
PROGRESSIVE MEDICAL LAB LLC			1	100%	1
MEDICAL SPECIALISTS OF THE PALM BEACHES INC			1	100%	1
ADVANCED HEALTHCARE ASSOCIATES		1			1
MEA PRIMARY CARE PLUS BYRAM			1	100%	1
BROOKDALE OF SPRING HILL		1			1
ACUPATH LABORATORIES INC			1	100%	1
ACCOMPLISHED HOME CARE		1			1
RIVIERA BEACH HEALTH CENTER LAB			1	100%	1
AVON PARK CLUSTER		1			1
RAPID CITY REGIONAL HOSPITAL -579 ATTN. LABORATORY		1			1
ACN PHYSICIANS GROUP CORP			1	100%	1
PROVIDENCE PORTLAND MEDICAL CENTER		1			1

# COVID-19: testing by laboratory

Data through Jan 12, 2021 verified as of Jan 13, 2021 at 09:25 AM

Data in this report are provisional and subject to change.

The numbers in the table below represent the number of Florida and non-Florida residents for whom test results were received by the Department of Health. A person can be tested by more than one laboratory and can have both positive and negative results. **Therefore, the sum of the numbers in each column will be larger than the total number of people tested.**

Reporting lab	Inconclusive	Negative	Positive	Percent positive	Total
SOUTH DADE NURSING & REHABILITATION CENTER			1	100%	1
DOCTORS HEARING			1	100%	1
ALABAMA REFERENCE LAB			1	100%	1
MINUTECLINIC DIAG OF IND, LLC #5369		1			1
MY URGENT CARE CLINIC			1	100%	1
Consulate Health Care of Tallahassee			1	100%	1
MEDEXPRESS URGENT CARE - ST CLAIR, CLOVER DR.		1			1
BMC/NASSAU			1	100%	1
GASTROENTEROLOGY ASSOC OF PENSACOLA, PA			1	100%	1
VITAL CARE			1	100%	1
PHYSICIANS PREMIER			1	100%	1
Raleigh Center (WV)			1	100%	1
SILVER SPRINGS SHORES DIALYSIS			1	100%	1
US LABORATORIES			1	100%	1
FLAGLER CARE CENTER			1	100%	1
HEALTH GUAGE			1	100%	1
BRISTOL REGINAL MEDICAL CENTER			1	100%	1
CENTRAL TX MEDICAL CENTER - LAB			1	100%	1
MINUTE CLINIC LLC #1909		1			1
Kroger - KRO01100688			1	100%	1
TANGLEWOOD MANOR		1			1
LAKE VIEW COURT		1			1
GSM OCED Subsection			1	100%	1
BLACK STALLION WALK IN AND EXERCISE CLINICS LLC		1			1
WINTER PARK MEMORIAL HOSPITAL LABORATORY		1			1
Cerenity Senior Care-White Bear Lake		1			1
Masonic Medical Research Institute			1	100%	1
SOUTH FLORIDA PEDIATRIC PARTNERS			1	100%	1
SHANDS JACKSONVILLE CLINICAL CENTER			1	100%	1
MIAMI CHILDRENS HOSPITAL MIDTOWN OUTPATIENT CENTER			1	100%	1
SPRINGFIELD HOSPITAL			1	100%	1
Good Samaritan Society-Atkinson		1			1
KEY WEST BRANCH MEDICAL CLINIC			1	100%	1
BRANDON OUTREACH CLINIC			1	100%	1
PROGRESS PHARMACY INC			1	100%	1
LABORATORY COPORATION OF AMERICA			1	100%	1
CHIPOLA QUICK CARE			1	100%	1
MRMC LAB MICRO			1	100%	1
MEDEXPRESS URGENT CARE - LEOMINSTER		1			1
NEW YORK STATE DEPARTMENT OF HEALTH			1	100%	1
ONslow COUNTY HEALTH DEPARTMENT			1	100%	1
Kroger 379 - The Little Clinic Stony Brook		1			1
BAPTIST HEALTH MEDICAL PLAZA			1	100%	1
SOFTCELL L-FORM LABORATORIES, LLC			1	100%	1
ALPHA 1 ANTITRYPSIN RESEARCH PROGRAM			1	100%	1
Central Park Healthcare & Rehabilitation Center		1			1
Freedom Pointe at The Villages			1	100%	1

# COVID-19: testing by laboratory

Data through Jan 12, 2021 verified as of Jan 13, 2021 at 09:25 AM

Data in this report are provisional and subject to change.

The numbers in the table below represent the number of Florida and non-Florida residents for whom test results were received by the Department of Health. A person can be tested by more than one laboratory and can have both positive and negative results. **Therefore, the sum of the numbers in each column will be larger than the total number of people tested.**

Reporting lab	Inconclusive	Negative	Positive	Percent positive	Total
KEY BISCAYNE PEDIATRIC ASSOCIATES INC			1	100%	1
Orchid Cove at Naples			1	100%	1
CYPRESS CREEK DIALYSIS CTR			1	100%	1
SUMMIT LABORATORY			1	100%	1
Wedgewood Manor		1			1
Kroger 524 - The Little Clinic Iron Bridge Road		1			1
SONNI'S PEDIATRICS			1	100%	1
OMNICARE PHARMACY OF TEXAS 1, LP		1			1
BLOSSOMS ASSISTED LIVING 1 LLC			1	100%	1
CHESAPEAKE REGIONAL MEDICAL CENTER			1	100%	1
CHRISTUS SPOHN HOSPITAL			1	100%	1
NORTH COUNTRY FAMILY HEALTH CENTER INC		1			1
CFCH - FROSTPROOF			1	100%	1
JOSEPH SCHENKER MD PC		1			1
WALGREENS # 12338		1			1
USCG AIR STATION CLEARWATER CLINIC			1	100%	1
CELEBRATION HOSPITAL			1	100%	1
MAINE HEALTH AND ENVIRONMENTAL TESTING LABORATORY			1	100%	1
VANDERBILT UNIVERSITY MEDICAL CENTER			1	100%	1
HCL LABORATORIES			1	100%	1
Buena Vista Care Center		1			1
ALLIANCE MD DIRECT PRIMARY CARE			1	100%	1
NEWTON MEMORIAL HOSPITAL		1			1
MEDCOR, INC			1	100%	1
MONROE COUNTY FIRE RESCUE		1			1
BL DIAGNOSTICS LLC			1	100%	1
Signature Healthcare of Georgetown		1			1
PARK AVENUE PEDIATRICS PC		1			1
FHCP ASC - ORANGE CITY			1	100%	1
WALKONCLINIC			1	100%	1
BAYCARE OUTREACH LAB AT NEW TAMPA			1	100%	1
CARESOUTH HHA HOLDINGS OF THE TREASURE COAST LLC			1	100%	1
VA CBOC			1	100%	1
Sanford Health & Rehabilitation			1	100%	1
JMJ FAMILY PRACTICE			1	100%	1
BOULDER COMMUNITY HOSPITAL			1	100%	1
CHIEFLAND MEDICAL CENTER			1	100%	1
The Palms Nursing and Rehabilitation		1			1
SANTA BARABARA ALF LLC (THE WINDSOR)			1	100%	1
CURELOGICS WOUND CARE & HYPERBARIC CENTER		1			1
MOUNT SINAI MEDICAL CENTER AVENTURA ER			1	100%	1
GEORGETOWN URGENT CARE			1	100%	1
HABANA HEALTH CARE CENTER			1	100%	1
SOUTHERN BREEZE HEALTHCARE			1	100%	1
Mill Valley Care Center		1			1
Chestnut Ridge Nursing & Rehab		1			1
UHS BINGHAMTON GENERAL			1	100%	1



# COVID-19: testing by laboratory

Data through Jan 12, 2021 verified as of Jan 13, 2021 at 09:25 AM

Data in this report are provisional and subject to change.

The numbers in the table below represent the number of Florida and non-Florida residents for whom test results were received by the Department of Health. A person can be tested by more than one laboratory and can have both positive and negative results. **Therefore, the sum of the numbers in each column will be larger than the total number of people tested.**

Reporting lab	Inconclusive	Negative	Positive	Percent positive	Total
Kroger 020 - The Little Clinic Wheat Ridge		1			1
KEY WEST HMA PHYSICIAN MANAGEMENT, LLC			1	100%	1
Florida Baptist Retirement Center		1			1
FLORIDA HOSPITAL LAB			1	100%	1
MINUTECLINIC DIAGNOSTIC OF TEXAS LLC		1			1
SOUTHWOOD HEALTHCARE CENTER		1			1
INSTANT MEDICAL CARE CENTER			1	100%	1
Kroger 481 - The Little Clinic Houston Levee		1			1
MEDEXPRESS URGENT CARE, LANCASTER WEST		1			1
GIFFORD MEMORIAL HOSPITAL		1			1
COVID TESTING LLC			1	100%	1
Mountain View Manor			1	100%	1
Holly Hill Healthcare Center			1	100%	1
PELICAN STATE OUTPATIENT CENTER			1	100%	1
LAKELAND REGIONAL HEALTH GRASSLANDS		1			1
MOORE CLINICAL RESEARCH INC			1	100%	1
MEDICAL ASSOCIATES OF PINELLAS - LAB			1	100%	1
SOUTHWOOD NURSING & RETIREMENT CENTER		1			1
PARRISH MEDICAL GROUP			1	100%	1
Kroger 426 - The Little Clinic Suwanee		1			1
UNIVERSITY OF MIAMI PRIMARY CARE SITE UMHC 3039			1	100%	1
EASTERN FLORIDA STATE COLLEGE - PALM BAY CAMPUS			1	100%	1
FRESENIUS KIDNEY CARE DUNEDIN			1	100%	1
The Pines at Poughkeepsie Center for Nursing and Rehabilitation		1			1
ADVENTHEALTH MEDICAL GROUP SENIOR HEALTH AT			1	100%	1
LIFESPAN HEALTH - SELMER		1			1
MINUTECLINIC DIAGNOSTIC OF OHIO #5060		1			1
UNIVERSITY OF BALTIMORE WASHINGTON MEDICAL CENTER			1	100%	1
RAPID RESULT CORP LLC			1	100%	1
CAMBRIDGE HEALTH ALLIANCE			1	100%	1
MERCY GENERAL HOSPITAL			1	100%	1
REEVES COUNTY HOSPITAL DISTRICT			1	100%	1
CYPRESS VILLAGE REHAB CENTER		1			1
UPMC NORTHWEST HOSPITAL			1	100%	1
Henry County Health and Rehabilitation		1			1
EAST END PEDIATRICS		1			1
HYDE PARK MEDICAL CENTER		1			1
SARASOTA MEMORIAL HOSPITAL		1			1
MEDERI CARETENDERS			1	100%	1
SOUTH MIAMI HOSPITAL			1	100%	1
Kroger 57 - The Little Clinic Jay C Charlestown		1			1
BIOLOGICAL AND CHEMICAL EMERGENCIES LABORATORY			1	100%	1
PUBLIC HEALTH LABORATORIES			1	100%	1
LIFELINK TISSUE BANK D/B/A LIFELINK TISSUE BANK		1			1
MID-SOUTH URGENT CARE, PLLC			1	100%	1
			1	100%	1
POMPANO BEACH ARTIFICIAL KIDNEY CENTER			1	100%	1

# COVID-19: testing by laboratory

Data through Jan 12, 2021 verified as of Jan 13, 2021 at 09:25 AM

Data in this report are provisional and subject to change.

The numbers in the table below represent the number of Florida and non-Florida residents for whom test results were received by the Department of Health. A person can be tested by more than one laboratory and can have both positive and negative results. **Therefore, the sum of the numbers in each column will be larger than the total number of people tested.**

Reporting lab	Inconclusive	Negative	Positive	Percent positive	Total
CARENOW URGENT CARE-HENDERSONVILLE		1			1
Vi at Aventura		1			1
SHANNON MEDICAL CENTER			1	100%	1
ATRIA WILLOW WOOD			1	100%	1
ADVENTHEALTH MEDICAL GROUP ADULT AND SENIOR HEALTH			1	100%	1
KENDALL PEDIATRICS PARTNERS LLC			1	100%	1
LAKEVIEW REGIONAL HOSPITAL			1	100%	1
Luther Acres Manor		1			1
CENTRAL FL INTERNAL MEDICINE ASSOCIATES LLC		1			1
PRIME CARE FAMILY MEDICINE			1	100%	1
MEDEXPRESS URGENT CARE - LINCOLN		1			1
PEDIATRIC ASSOCIATES - JACKSONVILLE			1	100%	1
COLUMBIA CREST CARE & RAHAB		1			1
CLEVELAND CLINIC AKRON GENERAL			1	100%	1
LIBERTY HEALTH CENTER			1	100%	1
HIGHLANDS CLINICAL LABORATORY			1	100%	1
Waddell Nursing & Rehab Center		1			1
SWEDISH COVENANT HOSPITAL			1	100%	1
NORTH FLORIDA CHILD DEVELOPMENT, INC			1	100%	1
GATEWAY LABORATORIES		1			1
ACCESS HEALTH CARE PHYSICIANS LLC			1	100%	1
TRUCARE LIVING CENTERS - SELMA			1	100%	1
WAYNE COUNTY PUBLIC HEALTH		1			1
MOSAIC MEDICAL CENTER MARYVILLE			1	100%	1
SHELBYVILLE HOSPITAL COMPANY		1			1
Kroger 523 - The Little Clinic Dickson			1	100%	1
WEILL CORNELL MEDICAL ASSOCIATES - EAST SIDE		1			1
MODERN URGENT CARE			1	100%	1
ALLIED PEDIATRICS & FAMILY MEDICINE			1	100%	1
BUENA VIDA ESTATES			1	100%	1
CHILTON MEDICAL CENTER		1			1
DEVANSH LAB WERKS		1			1
FLEMING ISLAND CENTER FOR CLINICAL RESEARCH		1			1
INNOVATIVE GENOMICS, LLC			1	100%	1
FAMILY MEDICINE MEDICAL DRIVE		1			1
MEDTOWN PHARMACY			1	100%	1
NASSAU COUNTY HEALTH DEPARTMENT-FERNANDINA BEACH C		1			1
SOUTH FLORIDA DIALYSIS CENTER			1	100%	1
DIVERSE MEDICAL CARE LLC			1	100%	1
Longwood Community Living Center		1			1
CARE STATION MEDICAL GROUP		1			1
Brookdale Southside			1	100%	1
BLUFFTON HEALTH CENTER			1	100%	1
BROOKDALE FORT MYERS LAKES PARK			1	100%	1
BRONSON METHODIST HOSPITAL			1	100%	1
<b>Total</b>	<b>68,602</b>	<b>13,360,126</b>	<b>1,938,562</b>	<b>13%</b>	<b>15,367,290</b>