

# COVID-19: summary of cases and monitoring

Data through Dec 27, 2020 verified as of Dec 28, 2020 at 09:25 AM

Data in this report are provisional and subject to change.

## Cases: people with positive PCR or antigen test result

<b>Total cases</b>	<b>1,280,177</b>
Florida residents	1,258,315
Non-Florida residents	21,862
<b>Type of testing</b>	
Florida residents	1,258,315
Positive by BPHL/CDC	47,621
Positive by commercial/hospital lab	1,210,694
PCR positive	1,092,688
Antigen positive	165,627
Non-Florida residents	21,862
Positive by BPHL/CDC	622
Positive by commercial/hospital lab	21,240
PCR positive	16,882
Antigen positive	4,980
<b>Characteristics</b>	
Florida residents hospitalized	61,663
Florida resident deaths	21,308
Non-Florida resident deaths	305

Hospitalized counts include anyone who was hospitalized at some point during their illness. It does not reflect the number of people currently hospitalized.

More information on deaths identified through death certificate data is available on the National Center for Health Statistics website at [www.cdc.gov/nchs/nvss/vsrr/COVID19/index.htm](http://www.cdc.gov/nchs/nvss/vsrr/COVID19/index.htm).

## Cases: people with positive PCR or antigen test result

<b>Risk factors for Florida residents</b>	
Traveled	10,838
Contact with a known case	480,080
Traveled and contact with a known case	13,676
Neither	753,721
No travel and no contact	153,640
Travel is unknown	429,854
Contact is unknown	291,630
Contact is pending	265,260

Travel can be unknown and contact can be unknown or pending for the same case, these numbers will sum to more than the "neither" total.

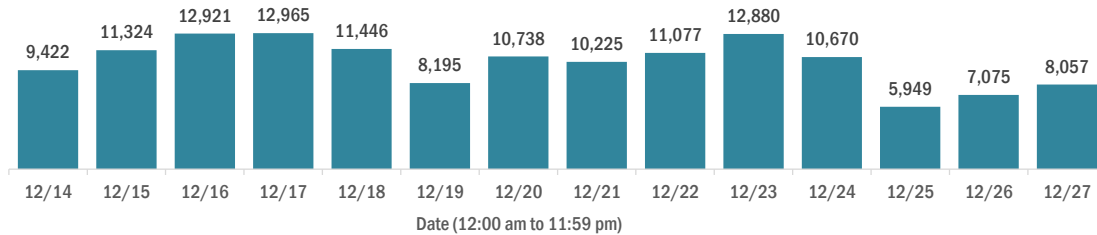
# COVID-19: summary of laboratory testing

Data through Dec 27, 2020 verified as of Dec 28, 2020 at 09:25 AM

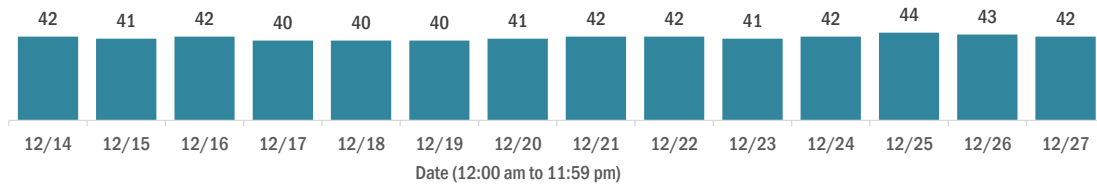
Data in this report are provisional and subject to change.

## Cases in Florida residents per day for the past 2 weeks

### Number of cases per day



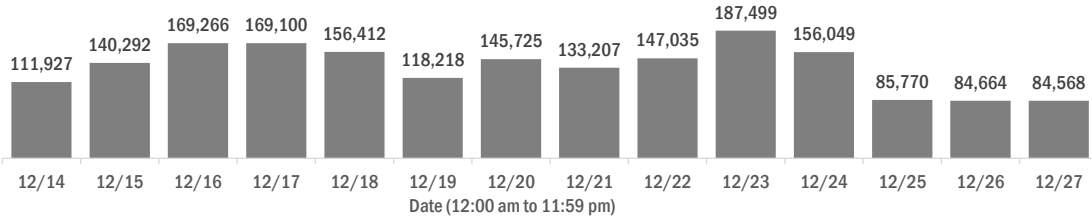
### Median age of cases by day



## Laboratory testing for Florida residents over the past 2 weeks

### Number of Florida residents tested per day

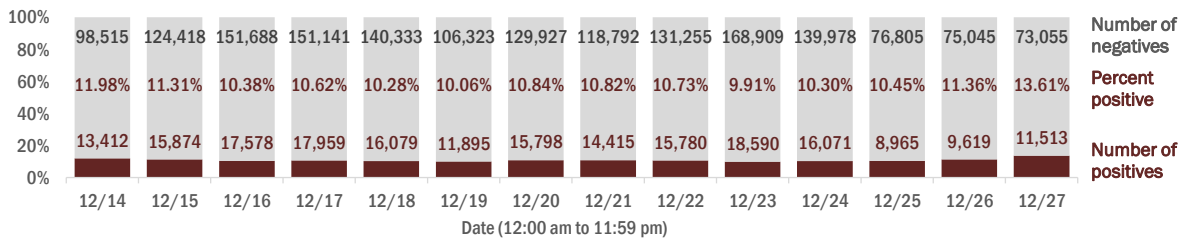
These counts include the number of people for whom the Department received PCR or antigen laboratory results by day. People tested on multiple days will be included for each day a new result was received. A person is only counted once for each day they are tested, regardless of whether multiple specimens are tested or multiple results are received.



### Number and percent of Florida residents with positive test results

The percent of positive results ranged from 9.91% to 13.61% over the past 2 weeks and was 13.61% yesterday.

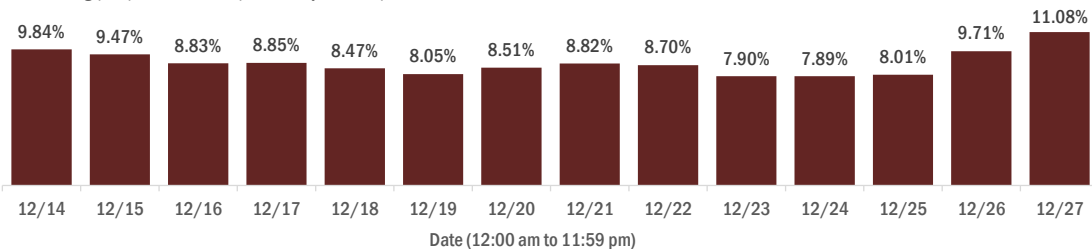
These counts include the number of people for whom the Department received PCR or antigen laboratory results by day. People tested on multiple days will be included for each day a new result was received. A person is only counted once for each day they are tested, regardless of whether multiple specimens are tested or multiple results are received. If a person has a positive specimen and a negative specimen in the same day, only the positive result is counted.



### Percent positivity for new cases in Florida residents

The percent of positive results ranged from 7.89% to 11.08% over the past 2 weeks and was 11.08% yesterday.

This percent is the number of people who test PCR- or antigen-positive for the first time divided by all the people tested that day, excluding people who have previously tested positive.



# COVID-19: characteristics of 1,258,315 Florida resident cases

Data through Dec 27, 2020 verified as of Dec 28, 2020 at 09:25 AM

Data in this report are provisional and subject to change.

Age group	Cases	Hospitalizations	Deaths
0-4 years	22,583   2%	414   1%	0   0%
5-14 years	66,121   5%	372   1%	5   0%
15-24 years	198,013   16%	1,614   3%	34   0%
25-34 years	226,365   18%	3,268   5%	117   1%
35-44 years	197,231   16%	4,949   8%	347   2%
45-54 years	193,670   15%	7,452   12%	830   4%
55-64 years	164,610   13%	10,701   17%	2,330   11%
65-74 years	102,439   8%	12,515   20%	4,522   21%
75-84 years	57,208   5%	12,068   20%	6,357   30%
85+ years	28,953   2%	8,305   13%	6,766   32%
Unknown	1,122   0%	5   0%	0   0%
<b>Total</b>	<b>1,258,315</b>	<b>61,663</b>	<b>21,308</b>

Gender	Cases
Female	651,962   52%
Male	598,096   48%
Unknown	8,257   1%
<b>Total</b>	<b>1,258,315</b>

Ethnicity	Cases	Hospitalizations	Deaths
Hispanic	394,899   31%	16,523   27%	5,172   24%
Non-Hispanic	580,503   46%	41,936   68%	14,632   69%
Unknown	282,913   22%	3,204   5%	1,504   7%
<b>Total</b>	<b>1,258,315</b>	<b>61,663</b>	<b>21,308</b>

Race and ethnicity	Cases	Hospitalizations	Deaths
White	668,892   53%	39,169   64%	15,202   71%
Hispanic	262,383   21%	11,630   19%	4,098   19%
Non-Hispanic	359,527   29%	26,242   43%	10,377   49%
Unknown	46,982   4%	1,297   2%	727   3%
Black	168,360   13%	13,377   22%	3,707   17%
Hispanic	9,336   1%	550   1%	140   1%
Non-Hispanic	145,222   12%	12,532   20%	3,426   16%
Unknown	13,802   1%	295   0%	141   1%
Other race	177,169   14%	7,205   12%	1,706   8%
Hispanic	91,051   7%	3,928   6%	794   4%
Non-Hispanic	60,686   5%	2,949   5%	764   4%
Unknown	25,432   2%	328   1%	148   1%
Unknown race	243,894   19%	1,912   3%	693   3%
Hispanic	32,129   3%	415   1%	140   1%
Non-Hispanic	15,068   1%	213   0%	65   0%
Unknown	196,697   16%	1,284   2%	488   2%
<b>Total</b>	<b>1,258,315</b>	<b>61,663</b>	<b>21,308</b>

**Hospitalization** counts include anyone who was hospitalized at some point during their illness. It does not reflect the number of people currently hospitalized. **Other race** includes any person with a race of American Indian/Alaskan native, Asian, native Hawaiian/Pacific Islander, or other.

# COVID-19: deaths in Florida residents and staff of long-term care facilities

Data through Dec 27, 2020 verified as of Dec 28, 2020 at 09:25 AM

Data in this report are provisional and subject to change.

For current cases in residents or staff of long-term care facilities, please visit: <https://floridahealthcovid19.gov/>

County	Deaths		County	Deaths		County	Deaths	
Dade	903	11%	Lake	117	1%	Gilchrist	13	0%
Palm Beach	817	10%	Citrus	111	1%	Gadsden	12	0%
Pinellas	674	8%	Osceola	102	1%	Washington	12	0%
Broward	502	6%	Charlotte	98	1%	Calhoun	11	0%
Hillsborough	449	6%	Indian River	79	1%	Baker	9	0%
Polk	358	4%	Clay	76	1%	Gulf	9	0%
Brevard	291	4%	Jackson	76	1%	Jefferson	9	0%
Lee	291	4%	Leon	62	1%	Lafayette	8	0%
Sarasota	282	3%	Suwannee	56	1%	Holmes	7	0%
Duval	273	3%	St. Johns	53	1%	Desoto	5	0%
Orange	251	3%	Highlands	52	1%	Bradford	4	0%
Volusia	198	2%	Bay	50	1%	Levy	4	0%
St. Lucie	192	2%	Alachua	40	0%	Flagler	3	0%
Marion	187	2%	Columbia	38	0%	Monroe	3	0%
Seminole	186	2%	Sumter	33	0%	Taylor	3	0%
Escambia	163	2%	Nassau	28	0%	Hardee	2	0%
Manatee	152	2%	Santa Rosa	24	0%	Dixie	1	0%
Collier	141	2%	Hendry	20	0%	Liberty	1	0%
Pasco	131	2%	Putnam	20	0%	Total	8,109	
Martin	129	2%	Walton	19	0%			
Okaloosa	118	1%	Madison	18	0%			
Hernando	117	1%	Okeechobee	16	0%			

**Note:** cases are summarized by the county of usual residence. Residents and staff may be cases associated with facilities that are not in their county of usual residence, resulting in cases being included below for counties that do not have facilities with known cases.

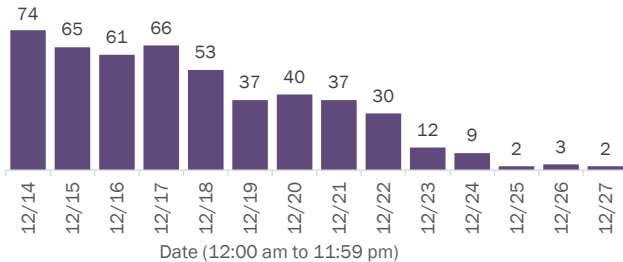
# COVID-19: cases in Florida residents who have died

Data through Dec 27, 2020 verified as of Dec 28, 2020 at 09:25 AM

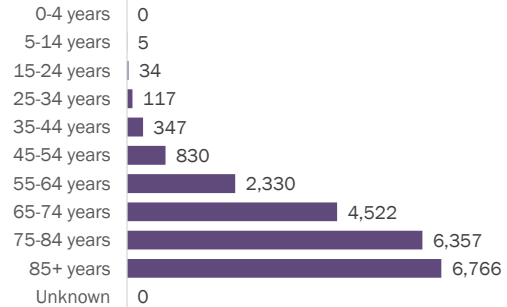
Data in this report are provisional and subject to change.

Demographics for all identified COVID-19 deaths: 21,308

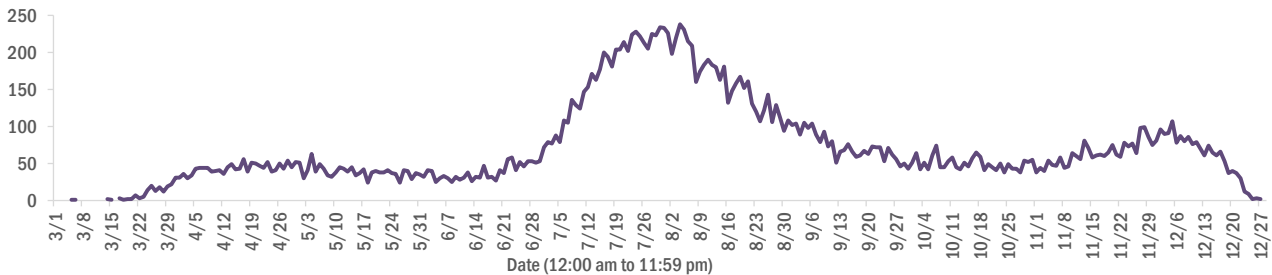
## Deaths by date of death for the past 2 weeks



## Deaths by age group



## Deaths by date of death since March 2020



Age group	Deaths	Cases	Case fatality rate	Mortality rate per 100,000 population
0-4 years	0	22,583	0.0%	0.0
5-14 years	5	66,121	0.0%	0.2
15-24 years	34	198,013	0.0%	1.4
25-34 years	117	226,365	0.1%	4.1
35-44 years	347	197,231	0.2%	13.3
45-54 years	830	193,670	0.4%	29.8
55-64 years	2,330	164,610	1.4%	80.6
65-74 years	4,522	102,439	4.4%	186.3
75-84 years	6,357	57,208	11.1%	452.7
85+ years	6,766	28,953	23.4%	1171.5
Unknown	0	1,122	0.0%	
<b>Total</b>	<b>21,308</b>	<b>1,258,315</b>	<b>1.7%</b>	<b>98.7</b>

Race	Deaths	Cases	Case fatality rate	Mortality rate per 100,000 population
Other	1,706	177,169	1.0%	137.1
White	15,202	668,892	2.3%	91.0
Black	3,707	168,360	2.2%	101.4
Unknown	693	243,894	0.3%	
<b>Total</b>	<b>21,308</b>	<b>1,258,315</b>	<b>1.7%</b>	<b>98.7</b>

Gender	Deaths	Cases	Case fatality rate	Mortality rate per 100,000 population
Male	11,910	598,096	2.0%	112.8
Female	9,398	651,962	1.4%	85.1
Unknown	0	8,257	0.0%	
<b>Total</b>	<b>21,308</b>	<b>1,258,315</b>	<b>1.7%</b>	<b>98.7</b>

Ethnicity	Deaths	Cases	Case fatality rate	Mortality rate per 100,000 population
Non-Hispanic	14,632	580,503	2.5%	91.9
Hispanic	5,172	394,899	1.3%	91.1
Unknown	1,504	282,913	0.5%	
<b>Total</b>	<b>21,308</b>	<b>1,258,315</b>	<b>1.7%</b>	<b>98.7</b>

# COVID-19: characteristics of 1,280,177 cases

Data through Dec 27, 2020 verified as of Dec 28, 2020 at 09:25 AM

Data in this report are provisional and subject to change.

Tables below include cases in Florida residents and non-Florida residents.

All 67 Florida counties have cases:

County	FL resident cases	Non-FL resident cases	Total cases	FL resident deaths	FL death rate
Dade	287,160	3,203	290,363	4,155	1.4%
Broward	132,006	1,474	133,480	1,828	1.4%
Palm Beach	79,705	1,160	80,865	1,866	2.3%
Hillsborough	74,087	701	74,788	1,064	1.4%
Orange	73,052	639	73,691	732	1.0%
Duval	57,525	966	58,491	722	1.3%
Pinellas	42,509	971	43,480	1,035	2.4%
Lee	38,324	1,008	39,332	652	1.7%
Polk	35,711	231	35,942	767	2.1%
Osceola	24,111	401	24,512	286	1.2%
Collier	21,450	554	22,004	328	1.5%
Manatee	21,200	339	21,539	412	1.9%
Escambia	19,157	2,350	21,507	360	1.9%
Volusia	21,080	285	21,365	430	2.0%
Pasco	21,027	195	21,222	360	1.7%
Brevard	20,134	221	20,355	513	2.5%
Leon	18,187	555	18,742	173	1.0%
Sarasota	17,382	534	17,916	502	2.9%
Seminole	17,318	127	17,445	311	1.8%
Marion	17,038	87	17,125	456	2.7%
Alachua	15,310	163	15,473	128	0.8%
Lake	14,672	169	14,841	293	2.0%
St. Lucie	13,794	70	13,864	393	2.8%
St. Johns	12,289	192	12,481	112	0.9%
Okaloosa	12,280	127	12,407	224	1.8%
Bay	10,974	429	11,403	203	1.8%
Clay	10,802	27	10,829	183	1.7%
Santa Rosa	10,448	127	10,575	122	1.2%
Martin	7,548	108	7,656	207	2.7%
Charlotte	7,054	74	7,128	231	3.3%
Hernando	7,030	44	7,074	264	3.8%
Indian River	6,488	65	6,553	156	2.4%
Citrus	6,428	39	6,467	260	4.0%
Columbia	5,814	23	5,837	117	2.0%
Highlands	4,779	43	4,822	199	4.2%

County	FL resident cases	Non-FL resident cases	Total cases	FL resident deaths	FL death rate
Sumter	4,796	23	4,819	118	2.5%
Walton	4,263	444	4,707	43	1.0%
Nassau	4,218	303	4,521	66	1.6%
Jackson	4,446	56	4,502	115	2.6%
Monroe	4,004	164	4,168	35	0.9%
Suwannee	3,887	26	3,913	94	2.4%
Gadsden	3,823	13	3,836	59	1.5%
Putnam	3,809	10	3,819	71	1.9%
Flagler	3,532	33	3,565	48	1.4%
Hendry	3,220	15	3,235	49	1.5%
Unknown	231	2,857	3,088	0	0.0%
Desoto	2,829	14	2,843	52	1.8%
Baker	2,403	11	2,414	36	1.5%
Okeechobee	2,329	18	2,347	51	2.2%
Bradford	2,111	7	2,118	23	1.1%
Hardee	2,049	8	2,057	20	1.0%
Wakulla	2,023	9	2,032	21	1.0%
Taylor	1,910	4	1,914	25	1.3%
Washington	1,890	17	1,907	30	1.6%
Levy	1,789	9	1,798	19	1.1%
Holmes	1,574	29	1,603	24	1.5%
Madison	1,497	19	1,516	33	2.2%
Union	1,416	0	1,416	65	4.6%
Lafayette	1,414	0	1,414	21	1.5%
Gulf	1,256	17	1,273	27	2.1%
Hamilton	1,211	13	1,224	12	1.0%
Calhoun	1,167	2	1,169	28	2.4%
Dixie	1,085	3	1,088	11	1.0%
Gilchrist	984	0	984	23	2.3%
Jefferson	937	20	957	16	1.7%
Franklin	864	14	878	4	0.5%
Glades	760	2	762	11	1.4%
Liberty	715	1	716	14	2.0%
<b>Total</b>	<b>1,258,315</b>	<b>21,862</b>	<b>1,280,177</b>	<b>21,308</b>	<b>1.7%</b>

# COVID-19: characteristics of 1,258,315 Florida resident cases

Data through Dec 27, 2020 verified as of Dec 28, 2020 at 09:25 AM

Data in this report are provisional and subject to change.

The table below includes the cities and counties of residence for cases in Florida residents based on the patient's ZIP Code. Note that city is not always received as part of the initial notification and may be missing while the case is being investigated.

City and county	Cases
Miami, Dade	166,641
Orlando, Orange	54,703
Jacksonville, Duval	53,857
Tampa, Hillsborough	43,926
Hialeah, Dade	40,046
Fort Lauderdale, Broward	29,731
Hollywood, Broward	25,443
West Palm Beach, Palm Beach	19,514
Kissimmee, Osceola	18,524
Naples, Collier	17,645
Tallahassee, Leon	17,291
Homestead, Dade	16,883
Saint Petersburg, Pinellas	16,004
Pensacola, Escambia	15,709
Fort Myers, Lee	15,245
Bradenton, Manatee	14,033
Boca Raton, Palm Beach	13,702
Pompano Beach, Broward	13,693
Ocala, Marion	12,905
Lakeland, Polk	12,531
Gainesville, Alachua	12,490
Sarasota, Sarasota	10,914
Lake Worth, Palm Beach	9,931
Cape Coral, Lee	9,506
Port Saint Lucie, St. Lucie	8,946
Miramar, Broward	8,524
Clearwater, Pinellas	8,341
Miami Beach, Dade	8,021
Boynton Beach, Palm Beach	7,608
Miami Gardens, Dade	7,521
Panama City, Bay	7,041
Coral Springs, Broward	6,962
Doral, Dade	6,682
Saint Augustine, St. Johns	6,646
Melbourne, Brevard	6,204
Lehigh Acres, Lee	6,096
Winter Haven, Polk	6,085
Delray Beach, Palm Beach	5,874
Davie, Broward	5,576
Lake City, Columbia	5,378
Riverview, Hillsborough	5,346
Milton, Santa Rosa	5,292
Coral Gables, Dade	5,011
Sunrise, Broward	4,998
Vero Beach, Indian River	4,972
Fort Pierce, St. Lucie	4,774
New Port Richey, Pasco	4,706
Saint Cloud, Osceola	4,686
Largo, Pinellas	4,645
Daytona Beach, Volusia	4,550
Palm Bay, Brevard	4,467
Orange Park, Clay	4,422
Plantation, Broward	4,333
Apopka, Orange	4,322
Brandon, Hillsborough	4,273
North Miami Beach, Dade	4,234
Spring Hill, Hernando	4,101
Plant City, Hillsborough	4,076

# COVID-19: characteristics of 1,258,315 Florida resident cases

Data through Dec 27, 2020 verified as of Dec 28, 2020 at 09:25 AM

Data in this report are provisional and subject to change.

The table below includes the cities and counties of residence for cases in Florida residents based on the patient's ZIP Code. Note that city is not always received as part of the initial notification and may be missing while the case is being investigated.

City and county	Cases
Weston, Broward	4,008
Clermont, Lake	3,926
Jupiter, Palm Beach	3,919
Deerfield Beach, Broward	3,855
Sanford, Seminole	3,793
Miami Lakes, Dade	3,657
Stuart, Martin	3,630
Deltona, Volusia	3,572
Fort Walton Beach, Okaloosa	3,567
Port Charlotte, Charlotte	3,565
Davenport, Polk	3,525
Tamarac, Broward	3,379
Winter Garden, Orange	3,372
Crestview, Okaloosa	3,203
Live Oak, Suwannee	3,098
Wesley Chapel, Pasco	3,095
Opa Locka, Dade	3,091
Land O Lakes, Pasco	3,083
Palm Beach Gardens, Palm Beach	3,066
Palmetto, Manatee	3,045
Coconut Creek, Broward	3,017
Deland, Volusia	3,009
Palm Coast, Flagler	2,955
Margate, Broward	2,916
Winter Park, Orange	2,915
Palm Harbor, Pinellas	2,850
Oviedo, Seminole	2,817
Immokalee, Collier	2,791
Arcadia, Desoto	2,759
Wellington, Palm Beach	2,739
Cutler Ridge, Dade	2,738
Altamonte Springs, Seminole	2,644
Hallandale, Broward	2,608
Venice, Sarasota	2,585
Middleburg, Clay	2,580
Lutz, Hillsborough	2,571
Punta Gorda, Charlotte	2,542
Brooksville, Hernando	2,541
Sebring, Highlands	2,535
Haines City, Polk	2,525
North Port, Sarasota	2,525
Ocoee, Orange	2,378
Bonita Springs, Lee	2,377
Leesburg, Lake	2,357
Pembroke Pines, Broward	2,348
Valrico, Hillsborough	2,322
Okeechobee, Okeechobee	2,321
Seminole, Pinellas	2,284
Port Orange, Volusia	2,254
Key West, Monroe	2,216
Zephyrhills, Pasco	2,201
Saint Johns, St. Johns	2,197
Lake Worth Beach, Palm Beach	2,193
North Lauderdale, Broward	2,179
North Miami, Dade	2,162
Ruskin, Hillsborough	2,107
Pinellas Park, Pinellas	2,103
Ormond Beach, Volusia	2,055
Navarre, Santa Rosa	2,027



# COVID-19: characteristics of 1,258,315 Florida resident cases

Data through Dec 27, 2020 verified as of Dec 28, 2020 at 09:25 AM

Data in this report are provisional and subject to change.

The table below includes the cities and counties of residence for cases in Florida residents based on the patient's ZIP Code. Note that city is not always received as part of the initial notification and may be missing while the case is being investigated.

City and county	Cases
Longwood, Seminole	2,019
Jacksonville Beach, Duval	2,016
Quincy, Gadsden	1,973
The Villages, Sumter	1,966
Windermere, Orange	1,964
Niceville, Okaloosa	1,946
Crawfordville, Wakulla	1,838
Cantonment, Escambia	1,836
Dade City, Pasco	1,834
Oakland Park, Broward	1,831
Gulf Breeze, Santa Rosa	1,829
Casselberry, Seminole	1,815
Bartow, Polk	1,804
Cocoa, Brevard	1,799
Hudson, Pasco	1,790
Perry, Taylor	1,790
Palatka, Putnam	1,780
Clewiston, Hendry	1,766
Green Cove Springs, Clay	1,754
Marianna, Jackson	1,695
Panama City Beach, Bay	1,653
Port Richey, Pasco	1,652
North Fort Myers, Lee	1,652
Kissimmee, Polk	1,646
Royal Palm Beach, Palm Beach	1,607
Auburndale, Polk	1,594
Lake Mary, Seminole	1,589
Ponte Vedra Beach, St. Johns	1,586
Fernandina Beach, Nassau	1,574
Inverness, Citrus	1,561
Tarpon Springs, Pinellas	1,552
Aventura, Dade	1,541
Lynn Haven, Bay	1,524
Chipley, Washington	1,500
Defuniak Springs, Walton	1,496
Wimauma, Hillsborough	1,467
Winter Springs, Seminole	1,443
Starke, Bradford	1,431
Lake Wales, Polk	1,423
New Smyrna Beach, Volusia	1,418
Titusville, Brevard	1,418
Crossings, Dade	1,408
Coconut Grove, Dade	1,407
Santa Rosa Beach, Walton	1,401
Belle Glade, Palm Beach	1,399
Missing, Dade	1,397
Mayo, Lafayette	1,395
Estero, Lee	1,393
Merritt Island, Brevard	1,379
Labelle, Hendry	1,354
Fleming Island, Clay	1,348
Cooper City, Broward	1,348
Parkland, Broward	1,339
Carol City, Dade	1,337
Dunedin, Pinellas	1,317
Loxahatchee, Palm Beach	1,306
Key Biscayne, Dade	1,297
Sarasota, Manatee	1,290
Destin, Okaloosa	1,269

# COVID-19: characteristics of 1,258,315 Florida resident cases

Data through Dec 27, 2020 verified as of Dec 28, 2020 at 09:25 AM

Data in this report are provisional and subject to change.

The table below includes the cities and counties of residence for cases in Florida residents based on the patient's ZIP Code. Note that city is not always received as part of the initial notification and may be missing while the case is being investigated.

City and county	Cases
Holiday, Pasco	1,269
Avon Park, Highlands	1,240
Parrish, Manatee	1,228
Palm City, Martin	1,220
Eustis, Lake	1,207
Wauchula, Hardee	1,196
Mulberry, Polk	1,193
Seffner, Hillsborough	1,167
Mount Dora, Lake	1,160
Bonifay, Holmes	1,155
Odessa, Hillsborough	1,153
Biscayne Park, Dade	1,151
Tavares, Lake	1,134
Rockledge, Brevard	1,127
Riviera Beach, Palm Beach	1,126
Macclenny, Baker	1,068
Indiantown, Martin	1,059
Lake Butler, Union	1,055
Madison, Madison	1,035
Crystal River, Citrus	1,032
Groveland, Lake	1,021
Florida City, Dade	1,015
Graceville, Jackson	1,013
Century, Escambia	1,005
Orange City, Volusia	999
Maitland, Orange	983
Summerfield, Marion	971
Yulee, Nassau	955
El Portal, Dade	938
Homosassa, Citrus	936
Pinecrest, Dade	935
Lithia, Hillsborough	934
Lake Placid, Highlands	923
Dania, Broward	919
Gibsonton, Hillsborough	896
Ponte Vedra, St. Johns	893
Dover, Hillsborough	891
Everglades National Park, Dade	876
Hobe Sound, Martin	871
Atlantic Beach, Duval	871
Callahan, Nassau	866
Monticello, Jefferson	862
Jasper, Hamilton	830
Sanderson, Baker	826
Sebastian, Indian River	824
Apollo Beach, Hillsborough	821
Pace, Santa Rosa	812
Lady Lake, Lake	811
Palmetto Bay, Dade	796
Blountstown, Calhoun	796
Sun City Center, Hillsborough	793
Palm Springs, Palm Beach	792
Oldsmar, Pinellas	785
Alachua, Alachua	780
Lecanto, Citrus	768
Lantana, Palm Beach	747
South Miami, Dade	746
North Palm Beach, Palm Beach	745
Dunnellon, Marion	736

# COVID-19: characteristics of 1,258,315 Florida resident cases

Data through Dec 27, 2020 verified as of Dec 28, 2020 at 09:25 AM

Data in this report are provisional and subject to change.

The table below includes the cities and counties of residence for cases in Florida residents based on the patient's ZIP Code. Note that city is not always received as part of the initial notification and may be missing while the case is being investigated.

City and county	Cases
Coleman, Sumter	731
Havana, Gadsden	726
Debary, Volusia	723
Moore Haven, Glades	715
Wewahitchka, Gulf	707
Edgewater, Volusia	706
Uleta, Dade	705
Olympia Heights, Dade	704
Trenton, Gilchrist	697
Newberry, Alachua	696
Coral, Dade	677
Belleview, Marion	672
Wildwood, Sumter	659
Ellenton, Manatee	658
Jensen Beach, Martin	653
Freeport, Walton	640
Beverly Hills, Citrus	638
Satellite Beach, Brevard	635
Lauderhill, Broward	629
Fellsmere, Indian River	629
Fisher Island, Dade	628
Keystone Heights, Clay	627
Frostproof, Polk	627
Williston, Levy	622
Safety Harbor, Pinellas	617
Hilliard, Nassau	612
Chattahoochee, Gadsden	607
Cross City, Dixie	605
South Bay, Palm Beach	596
Mary Esther, Okaloosa	593
Wilton Manors, Broward	593
Nokomis, Sarasota	591
Bristol, Liberty	588
Pahokee, Palm Beach	582
Shalimar, Okaloosa	577
Hernando, Citrus	571
Lauderdale Lakes, Broward	565
Key Largo, Monroe	565
Polk City, Polk	564
Marco Island, Collier	547
Dunnellon, Citrus	544
Medley, Dade	536
Port Saint Joe, Gulf	531
Bushnell, Sumter	531
Crescent City, Putnam	522
Lawtey, Bradford	516
Englewood, Charlotte	514
Bowling Green, Hardee	506
Glen Saint Mary, Baker	506
Fort Meade, Polk	488
Chiefland, Levy	472
Miramar Beach, Walton	463
Indialantic, Brevard	454
Southwest Ranches, Broward	454
Carrabelle, Franklin	449
Marathon, Monroe	449
Old Town, Dixie	444
Englewood, Sarasota	444
Thonotosassa, Hillsborough	439

# COVID-19: characteristics of 1,258,315 Florida resident cases

Data through Dec 27, 2020 verified as of Dec 28, 2020 at 09:25 AM

Data in this report are provisional and subject to change.

The table below includes the cities and counties of residence for cases in Florida residents based on the patient's ZIP Code. Note that city is not always received as part of the initial notification and may be missing while the case is being investigated.

City and county	Cases
Sweetwater, Dade	435
Interlachen, Putnam	433
Neptune Beach, Duval	431
Spring Hill, Pasco	428
Cocoa Beach, Brevard	426
Sneads, Jackson	413
Lake Alfred, Polk	412
High Springs, Alachua	408
Sorrento, Lake	407
Bronson, Levy	406
Jacksonville, St. Johns	405
Minneola, Lake	403
Fort Myers Beach, Lee	394
Fruitland Park, Lake	389
Fort White, Columbia	388
Trinity, Pasco	386
Belle Isle, Orange	382
Centerville, Leon	376
Florida State University, Leon	375
Baker, Okaloosa	363
West Melbourne, Brevard	359
Clearwater Beach, Pinellas	352
Cottdale, Jackson	341
Mascotte, Lake	338
Raiford, Union	331
Palm Beach, Palm Beach	328
Oakland, Orange	326
Gulfport, Pinellas	322
Umatilla, Lake	321
Zolfo Springs, Hardee	310
Weeki Wachee, Hernando	308
Rotunda West, Charlotte	308
Bunnell, Flagler	304
Citra, Marion	295
Malone, Jackson	294
Silver Springs, Marion	294
Midway, Gadsden	291
Myakka City, Manatee	286
Hawthorne, Alachua	279
Branford, Suwannee	279
Jay, Santa Rosa	277
Youngstown, Bay	276
Lehigh, Lee	275
South Daytona, Volusia	274
Oxford, Sumter	273
Haverhill, Palm Beach	267
Bell, Gilchrist	266
Tavernier, Monroe	266
Molino, Escambia	265
Melbourne Beach, Brevard	259
Pierson, Volusia	257
Surfside, Dade	256
Ocklawaha, Marion	254
Altha, Calhoun	252
De Leon Springs, Volusia	252
Alva, Lee	247
Flagler Beach, Flagler	247
Celebration, Osceola	245
Winter Park, Seminole	244

# COVID-19: characteristics of 1,258,315 Florida resident cases

Data through Dec 27, 2020 verified as of Dec 28, 2020 at 09:25 AM

Data in this report are provisional and subject to change.

The table below includes the cities and counties of residence for cases in Florida residents based on the patient's ZIP Code. Note that city is not always received as part of the initial notification and may be missing while the case is being investigated.

City and county	Cases
Cape Canaveral, Brevard	242
Indian Harbour Beach, Brevard	240
Grand Ridge, Jackson	236
Jennings, Hamilton	234
Lake Park, Palm Beach	233
Osprey, Sarasota	231
Hastings, St. Johns	230
Orlando, Osceola	229
Greenville, Madison	229
Holly Hill, Volusia	225
East Palatka, Putnam	225
Mims, Brevard	225
Ave Maria, Collier	224
Archer, Alachua	224
Eagle Lake, Polk	223
Apalachicola, Franklin	223
Dundee, Polk	220
O Brien, Suwannee	211
Tequesta, Palm Beach	211
Westville, Holmes	207
Vernon, Washington	205
Floral City, Citrus	204
Greenwood, Jackson	202
Gotha, Orange	200
Chuluota, Seminole	200
Webster, Sumter	199
Kenneth City, Pinellas	198
Bal Harbour, Dade	198
Melrose, Putnam	196
Montverde, Lake	195
Orlando, Seminole	192
Edgewood, Orange	189
Missing, Lee	189
Bay Harbor Islands, Dade	189
West Miami, Dade	187
Satsuma, Putnam	183
Missing, Orange	183
San Antonio, Pasco	183
Valparaiso, Okaloosa	180
Eastpoint, Franklin	178
South Pasadena, Pinellas	175
Grand Island, Lake	174
Ponce De Leon, Holmes	173
Malabar, Brevard	172
Gretna, Gadsden	172
Missing, Volusia	172
Elkton, St. Johns	172
Indian Rocks Beach, Pinellas	171
Bryceville, Nassau	166
Eglin Air Force Base, Okaloosa	166
Laurel Hill, Okaloosa	163
Lee, Madison	161
Sebastian, Brevard	158
Reddick, Marion	157
Orlando, Dade	157
Belleair, Pinellas	154
Southport, Bay	151
Missing, Santa Rosa	150
Alafaya, Orange	148

# COVID-19: characteristics of 1,258,315 Florida resident cases

Data through Dec 27, 2020 verified as of Dec 28, 2020 at 09:25 AM

Data in this report are provisional and subject to change.

The table below includes the cities and counties of residence for cases in Florida residents based on the patient's ZIP Code. Note that city is not always received as part of the initial notification and may be missing while the case is being investigated.

City and county	Cases
Inlet Beach, Walton	147
Fort McCoy, Marion	146
White Springs, Hamilton	146
Lake Panasoffkee, Sumter	146
Wellborn, Suwannee	145
Geneva, Seminole	140
Azalea Park, Orange	139
Clair-Mel City, Hillsborough	137
Apopka, Seminole	137
Morrison, Levy	133
Mcdavid, Escambia	133
Sanibel, Lee	132
University Of Miami, Dade	132
Orlando, Polk	132
Anthony, Marion	132
Hallandale Beach, Broward	131
Alford, Jackson	130
Lakewood Ranch, Manatee	129
Saint James City, Lee	129
Holmes Beach, Manatee	128
Missing, Brevard	127
Mcalpin, Suwannee	126
Hiawassee, Orange	126
Kindred, Osceola	125
Fountain, Bay	124
Juno Beach, Palm Beach	123
Greenacres, Palm Beach	123
Summerland Key, Monroe	121
Howey-In-The-Hills, Lake	120
Weirsdale, Marion	119
Zellwood, Orange	117
Longboat Key, Manatee	116
Orlando, Broward	115
Micanopy, Alachua	114
Hosford, Liberty	113
Astatula, Lake	113
Lockhart, Orange	112
Missing, Palm Beach	111
Center Hill, Sumter	111
Bokeelia, Lee	110
Matlacha, Lee	110
Islamorada, Monroe	108
Poinciana, Polk	107
Bay Lake, Orange	107
Caryville, Washington	106
Pomona Park, Putnam	106
Missing, Marion	106
Fern Park, Seminole	104
Lauderdale By The Sea, Broward	104
Madeira Beach, Pinellas	102
Babson Park, Polk	102
Orlando, Volusia	102
Orlando, Hillsborough	101
Viera, Brevard	98
Carrollwood, Hillsborough	97
South Fort Myers, Lee	97
Holt, Okaloosa	96
The Villages, Lake	95
Odessa, Pasco	93

# COVID-19: characteristics of 1,258,315 Florida resident cases

Data through Dec 27, 2020 verified as of Dec 28, 2020 at 09:25 AM

Data in this report are provisional and subject to change.

The table below includes the cities and counties of residence for cases in Florida residents based on the patient's ZIP Code. Note that city is not always received as part of the initial notification and may be missing while the case is being investigated.

City and county	Cases
Atlantis, Palm Beach	91
Lake Helen, Volusia	91
Sopchoppy, Wakulla	90
Cloud Lake, Palm Beach	90
Steinhatchee, Taylor	90
Mangonia Park, Palm Beach	90
Altoona, Lake	89
Missing, Duval	88
Missing, St. Johns	87
University Of Fl, Alachua	86
Grant-Valkaria, Brevard	85
Oak Hill, Volusia	83
Big Pine Key, Monroe	82
Placida, Charlotte	81
Rocky Point, Hillsborough	81
Temple Terrace, Hillsborough	81
Hypoluxo, Palm Beach	80
Citrus Springs, Citrus	80
Missing, Pinellas	79
Osteen, Volusia	79
Seville, Volusia	79
Golden Beach, Dade	79
Missing, Broward	78
Missing, Collier	78
Sumterville, Sumter	78
F M, Lee	77
Lady Lake, Sumter	77
Maitland, Seminole	76
Hollister, Putnam	76
Cutler Bay, Dade	75
Buena Ventura Lakes, Osceola	74
Panacea, Wakulla	74
Clarksville, Calhoun	73
Orlando, Palm Beach	72
Avon Park, Polk	71
Orlando, Lake	71
Waldo, Alachua	71
Lake Hamilton, Polk	70
Brooker, Bradford	69
Baldwin, Duval	69
Christmas, Orange	68
Belleair Beach, Pinellas	68
Kendall, Dade	68
San Mateo, Putnam	67
Hampton, Bradford	67
Lamont, Jefferson	66
Callaway, Bay	66
Missing, Pasco	65
Lutz, Pasco	65
Dinsmore, Duval	65
Hurlburt Field, Okaloosa	64
University Of Central Florida, Orange	64
Inglis, Levy	64
Bascom, Jackson	63
Ponce Inlet, Volusia	63
Air Mail Facility, Dade	62
Florahome, Putnam	62
Palma Ceia, Hillsborough	61
Stock Island, Monroe	61

# COVID-19: characteristics of 1,258,315 Florida resident cases

Data through Dec 27, 2020 verified as of Dec 28, 2020 at 09:25 AM

Data in this report are provisional and subject to change.

The table below includes the cities and counties of residence for cases in Florida residents based on the patient's ZIP Code. Note that city is not always received as part of the initial notification and may be missing while the case is being investigated.

City and county	Cases
University Of South Florida, Hillsborough	60
Paisley, Lake	60
Ochopee, Collier	60
Tierra Verde, Pinellas	60
Lighthouse Point, Broward	59
Barefoot Bay, Brevard	59
Harmony, Osceola	59
The Villages, Marion	58
Bonita Beach, Lee	57
Crystal Beach, Pinellas	57
Astor, Lake	57
Missing, Escambia	57
Eatonville, Orange	57
Bradenton Beach, Manatee	57
Welaka, Putnam	54
Pinetta, Madison	54
Lorida, Highlands	53
Ocean Ridge, Palm Beach	51
Greensboro, Gadsden	51
Patrick Air Force Base, Brevard	50
Princeton, Dade	50
Fort Denaud, Hendry	49
Canal Point, Palm Beach	48
Orlando, Brevard	48
Fruit Cove, St. Johns	45
Saint Pete Beach, Pinellas	45
Boca Grande, Lee	45
Missing, Citrus	45
Sunny Isles Beach, Dade	45
Georgetown, Putnam	45
West Park, Broward	44
Tyndall Air Force Base, Bay	44
Kathleen, Polk	44
Felda, Hendry	43
Florida Gulf Coast Univ, Lee	43
Barry University, Dade	43
Campbellton, Jackson	43
North Venice, Sarasota	42
Orlando, Pinellas	41
Yalaha, Lake	41
Destin, Walton	40
Cinco Bayou, Okaloosa	40
Sewalls Point, Martin	40
Palm Beach Shores, Palm Beach	39
University Of Tampa, Hillsborough	39
Walnut Hill, Escambia	39
Missing, Lake	38
North Redington Beach, Pinellas	38
Missing, Hernando	38
Manalapan, Palm Beach	38
Missing, Hillsborough	38
Anna Maria, Manatee	37
Cedar Key, Levy	37
Orlando, Leon	35
Treasure Island, Pinellas	35
Ona, Hardee	34
Dania Beach, Broward	34
Heathrow, Seminole	34
Village Of Wellington, Palm Beach	34



# COVID-19: characteristics of 1,258,315 Florida resident cases

Data through Dec 27, 2020 verified as of Dec 28, 2020 at 09:25 AM

Data in this report are provisional and subject to change.

The table below includes the cities and counties of residence for cases in Florida residents based on the patient's ZIP Code. Note that city is not always received as part of the initial notification and may be missing while the case is being investigated.

City and county	Cases
Missing, Clay	34
Flemington, Marion	34
Micco, Brevard	34
Reunion, Osceola	33
Singer Island, Palm Beach	32
Ebro, Washington	32
Cudjoe Key, Monroe	32
Saint Leo, Pasco	32
Northdale, Hillsborough	32
Eaton Park, Polk	32
Aloma, Orange	32
Missing, Seminole	31
Lake Suzy, Desoto	31
Terra Ceia, Manatee	31
Bellview, Escambia	31
Miami Springs, Dade	30
Intercession City, Osceola	30
Highland Beach, Palm Beach	30
Highland City, Polk	29
Naranja, Dade	29
Salt Springs, Marion	29
Miami, Unknown	28
Palm Shores, Brevard	28
Okahumpka, Lake	28
Town N Country, Hillsborough	27
Bonita Springs, Collier	27
Gulf Breeze, Escambia	27
Miromar Lakes, Lee	27
Kenansville, Osceola	27
Missing, Martin	26
Enterprise, Volusia	26
Missing, Nassau	26
Bay Pines, Pinellas	26
Hiialeah Gardens, Dade	26
Florida State, Leon	26
Waverly, Polk	26
Jupiter, Martin	26
Kinard, Calhoun	25
Bagdad, Santa Rosa	25
South Miami Heights, Dade	25
Winter Garden, Lake	25
Univ Of Fl Student Dorms, Alachua	25
Missing, Manatee	25
South Palm Beach, Palm Beach	24
Orlando, Pasco	24
Labelle, Glades	24
Pensacola Beach, Santa Rosa	24
Missing, Okaloosa	23
Nocatee, Desoto	23
Orlando, Duval	23
Tioga, Alachua	22
Santa Fe, Alachua	22
Lulu, Columbia	22
Key Colony Beach, Monroe	22
North Bay Village, Dade	22
Florida Dept Of Corrections, Union	22
University Of Central Fl, Orange	22
Mexico Beach, Bay	22
Miami Shores, Dade	22

# COVID-19: characteristics of 1,258,315 Florida resident cases

Data through Dec 27, 2020 verified as of Dec 28, 2020 at 09:25 AM

Data in this report are provisional and subject to change.

The table below includes the cities and counties of residence for cases in Florida residents based on the patient's ZIP Code. Note that city is not always received as part of the initial notification and may be missing while the case is being investigated.

City and county	Cases
Chokoloskee, Collier	21
Penney Farms, Clay	21
Missing, Indian River	21
Florida A And M University, Leon	21
Missing, Sumter	21
Bayonet Point, Pasco	21
City Of Sunrise, Broward	21
Pasadena, Pinellas	21
Fort Lauderdale, Dade	20
La Crosse, Alachua	20
Orlando, Marion	20
Tangerine, Orange	19
Missing, Polk	19
Hawthorne, Putnam	19
Ponte Vedra, Duval	19
Tice, Lee	19
Sun City, Hillsborough	19
Balm, Hillsborough	19
Babcock Ranch, Lee	18
Village Wellington, Palm Beach	18
Homosassa Springs, Citrus	18
Stetson University, Volusia	18
University Of Central Florida, Broward	18
Horseshoe Beach, Dixie	18
Duette, Manatee	18
Palmdale, Glades	18
Florida International Univ, Dade	18
Florence Villa, Polk	18
Hallandale Beach, Broward	17
Orlando, Alachua	17
Bonifay, Washington	17
Green Acres, Palm Beach	17
Sparr, Marion	17
Sydney, Hillsborough	17
Indian Lake Estates, Polk	17
Lacoochee, Pasco	17
Perdido Key, Escambia	17
Apopka, Lake	17
Dowling Park, Suwannee	17
Goulds, Dade	17
New Smyrna, Volusia	16
Poinciana, Osceola	16
City Of Westlake, Palm Beach	16
Siesta Key, Sarasota	16
Little Torch Key, Monroe	16
Cortez, Manatee	16
West Panama City Beach, Bay	16
Maitland, Volusia	15
Missing, St. Lucie	15
Branford, Lafayette	15
Sugarloaf Key, Monroe	15
Venus, Highlands	15
Mcintosh, Marion	15
Goodland, Collier	14
Village Of Palmetto Bay, Dade	14
Ocoee, Lake	14
Orlando, Manatee	14
Orange Lake, Marion	14
University Of Central Fl, Hillsborough	14

# COVID-19: characteristics of 1,258,315 Florida resident cases

Data through Dec 27, 2020 verified as of Dec 28, 2020 at 09:25 AM

Data in this report are provisional and subject to change.

The table below includes the cities and counties of residence for cases in Florida residents based on the patient's ZIP Code. Note that city is not always received as part of the initial notification and may be missing while the case is being investigated.

City and county	Cases
Saint Marks, Wakulla	14
Winter Park, Polk	14
Caryville, Holmes	14
Champions Gate, Polk	14
Paxton, Walton	14
Loughman, Polk	14
Yankeetown, Levy	14
Mango, Hillsborough	14
Bradley, Polk	14
Candler, Marion	14
Ridge Manor, Pasco	14
Graceville, Holmes	13
Orlando, Flagler	13
Maitland, Polk	13
Bostwick, Putnam	13
Long Key, Monroe	13
Homeland, Polk	13
Crystal Springs, Pasco	13
Orlando, Lee	13
Earleton, Alachua	12
Tallevast, Manatee	12
White Springs, Columbia	12
Wabasso, Indian River	12
Eloise, Polk	12
Westchase, Hillsborough	12
Miami, Broward	12
Maitland, Osceola	12
Gulf Stream, Palm Beach	12
Everglades City, Collier	12
Wewahitchka, Calhoun	12
Alturas, Polk	12
Parker, Bay	12
Pembroke Park, Broward	12
Zellwood, Lake	12
Jensen Beach, St. Lucie	11
Hollywood, Dade	11
Buckingham, Lee	11
Fort Ogden, Desoto	11
Unknown, Dade	11
Plymouth, Orange	11
Bayshore Gardens, Manatee	11
Lealman, Pinellas	11
Greenville, Taylor	11
Mexico Beach, Gulf	11
Florida International University, Dade	11
Mount Dora, Orange	11
Hernando Beach, Hernando	11
Bonaventure, Broward	11
Saint Johns, Duval	11
Rosemary Beach, Walton	10
Gulf Hammock, Levy	10
Wahneta, Polk	10
Holder, Citrus	10
Apopka, Volusia	10
Union Park, Orange	10
Passport, Unknown	10
Saint George Island, Franklin	10
Wausau, Washington	10
Telogia, Liberty	10

# COVID-19: characteristics of 1,258,315 Florida resident cases

Data through Dec 27, 2020 verified as of Dec 28, 2020 at 09:25 AM

Data in this report are provisional and subject to change.

The table below includes the cities and counties of residence for cases in Florida residents based on the patient's ZIP Code. Note that city is not always received as part of the initial notification and may be missing while the case is being investigated.

City and county	Cases
Woodville, Leon	10
Lake City, Suwannee	10
Murdock, Charlotte	10
Jacksonville, Unknown	10
Golden Oak, Orange	10
Pine Hills, Orange	10
Laud-By-The-Sea, Broward	10
Archer, Levy	10
Lowell, Marion	9
University Park, Manatee	9
Palma Sola, Manatee	9
Long Boat Key, Manatee	9
Fort Charlotte, Charlotte	9
Cottdendale, Washington	9
Trilby, Pasco	9
Orlando, Okaloosa	9
Graham, Bradford	9
Indian River Shores, Indian River	9
Perrine, Dade	9
Orlando, Escambia	9
Leisure City, Dade	9
Laurel Hill, Walton	9
Durant, Hillsborough	9
Lamont, Madison	9
Pensacola Beach, Escambia	9
Pine Castle, Orange	9
Steinhatchee, Dixie	9
Shady Hills, Pasco	9
Missing, Osceola	9
Gonzalez, Escambia	9
Lakeshore, Polk	8
Rubonia, Manatee	8
Maxville, Duval	8
Florida State Univ Admin, Leon	8
Webster, Hernando	8
Nichols, Polk	8
Fanning Springs, Gilchrist	8
Orlando, St. Lucie	8
Maitland, Hillsborough	8
Hialeah, Unknown	8
Jerome, Collier	8
Westlake, Palm Beach	8
Trenton, Levy	8
Ramrod Key, Monroe	8
Ferndale, Lake	8
Choctaw Beach, Okaloosa	7
Belleair Bluffs, Pinellas	7
Brooksville, Pasco	7
Lake Monroe, Seminole	7
Lake Como, Putnam	7
Orlando, Sarasota	7
Saint Lucie West, St. Lucie	7
Watersound, Walton	7
Maitland, Lake	7
Missing, Columbia	7
Otter Creek, Levy	7
Suwannee, Dixie	7
Evinston, Alachua	7
Mount Plymouth, Lake	7

# COVID-19: characteristics of 1,258,315 Florida resident cases

Data through Dec 27, 2020 verified as of Dec 28, 2020 at 09:25 AM

Data in this report are provisional and subject to change.

The table below includes the cities and counties of residence for cases in Florida residents based on the patient's ZIP Code. Note that city is not always received as part of the initial notification and may be missing while the case is being investigated.

City and county	Cases
Missing, Unknown	7
Missing, Putnam	7
West Delray Beach, Palm Beach	7
University Of Central Fl, Martin	7
Dade City, Hernando	7
Forest City, Seminole	7
Nalcrest, Polk	7
Hutchinson Island, St. Lucie	6
Orchid, Indian River	6
Ozona, Pinellas	6
Indian Creek Village, Dade	6
Morriston, Marion	6
Missing, Holmes	6
Lake Butler, Bradford	6
Mayport Naval Station, Duval	6
Missing, Bay	6
Roseland, Indian River	6
Port Saint John, Brevard	6
N/A, Unknown	6
Hillsboro Beach, Broward	6
Orlando, Hernando	6
Orlando, St. Johns	6
Virginia Gardens, Dade	6
Missing, Walton	6
Forest City, Orange	6
Sea Ranch Lakes, Broward	6
Innovation, Pasco	6
Redington Beach, Pinellas	6
Redington Shores, Pinellas	6
Ponce De Leon, Walton	6
Switzerland, St. Johns	6
Pine Ridge, Citrus	6
Johns Pass Village, Pinellas	6
Palm City, St. Lucie	6
Ocoee, Osceola	6
Putnam Hall, Putnam	5
Quail Heights, Dade	5
Pass, Unknown	5
River Ranch, Polk	5
Stuart, St. Lucie	5
Winter Park, Broward	5
Niceville, Walton	5
Kissimmee, Orange	5
Missing, Leon	5
Beverly Beach, Flagler	5
Aripeka, Pasco	5
Orlando, Charlotte	5
Winter Garden, Seminole	5
White City, Gulf	5
Westchester, Dade	5
Daytona Beach Shores, Volusia	5
Deer Island, Lake	5
East Lake, Marion	5
Ebro, Bay	5
Apopka, Broward	5
Missing, Sarasota	5
Windermere, Alachua	5
Orlando, Collier	5
Orange Springs, Marion	5

# COVID-19: characteristics of 1,258,315 Florida resident cases

Data through Dec 27, 2020 verified as of Dec 28, 2020 at 09:25 AM

Data in this report are provisional and subject to change.

The table below includes the cities and counties of residence for cases in Florida residents based on the patient's ZIP Code. Note that city is not always received as part of the initial notification and may be missing while the case is being investigated.

City and county	Cases
Salem, Taylor	5
Braden River, Manatee	5
Winter Garden, Osceola	5
Eatonville, Polk	5
Basinger, Okeechobee	5
Citrus Hills, Citrus	5
Naples, Lee	5
Lakewood Ranch, Sarasota	5
Longboat Key, Sarasota	5
Duck Key, Monroe	5
Psl, Unknown	5
Ybor City, Hillsborough	5
High Springs, Gilchrist	5
Los Angeles, Dade	5
Cypress, Jackson	5
Copeland, Collier	4
Lloyd, Jefferson	4
Miccosukee, Leon	4
Keystone Heights, Bradford	4
Pensacola, Unknown	4
Clewiston, Palm Beach	4
Fort Lauderdale, Palm Beach	4
Kingsley Lake, Bradford	4
Kissimmee, Unknown	4
Newberry, Gilchrist	4
Miami Gardens, Unknown	4
Okeechobee, Osceola	4
Briny Breezes, Palm Beach	4
Grant Valkaria, Brevard	4
Missing, Alachua	4
Missing, Monroe	4
Williston, Marion	4
Saint Augustine, Duval	4
Alafaya, Broward	4
Elfers, Pasco	4
Fernandina, Nassau	4
International Service Center, Dade	4
Seacrest, Walton	4
Oneco, Manatee	4
Orlando, Citrus	4
Wakulla Springs, Wakulla	4
Missing, Taylor	4
Missing, Hendry	4
Missing, Highlands	4
Orlando, Highlands	4
Davenport, Osceola	4
Glen Ridge, Palm Beach	4
Goldenrod, Seminole	4
Barberville, Volusia	4
Citrus Ridge, Indian River	4
Grove City, Charlotte	4
Orlando, Bay	4
Shady Grove, Taylor	4
Orlando, Santa Rosa	4
Milton, Escambia	4
Mayport, Duval	4
Maitland, Leon	4
Lake Buena Vista, Orange	4
Grandin, Putnam	4

# COVID-19: characteristics of 1,258,315 Florida resident cases

Data through Dec 27, 2020 verified as of Dec 28, 2020 at 09:25 AM

Data in this report are provisional and subject to change.

The table below includes the cities and counties of residence for cases in Florida residents based on the patient's ZIP Code. Note that city is not always received as part of the initial notification and may be missing while the case is being investigated.

City and county	Cases
Inlet Beach, Bay	4
Loxahatchee Groves, Palm Beach	4
Indian Shores, Pinellas	4
Live Oak, Madison	4
Cross Creek, Alachua	4
Fairfield, Marion	4
Eau Gallie, Brevard	4
Windermere, Leon	4
West Bradenton, Manatee	4
University Of Central Florida, Brevard	4
Valkaria, Brevard	4
Orlando, Columbia	4
Orlando, Indian River	3
Orlando, Martin	3
Upper Key Largo, Monroe	3
Saint Augusaintine Beach, St. Johns	3
Saint Augustine Beach, St. Johns	3
Village Of Golf, Palm Beach	3
Windermere, Seminole	3
Hallandale Beach, Unknown	3
Deerfield Beach, Palm Beach	3
Captiva, Lee	3
Blountstown, Liberty	3
Lake Geneva, Clay	3
Lynbrook, Broward	3
Miami Gardens, Broward	3
Jacksonville, Clay	3
Holt, Santa Rosa	3
Apopka, Dade	3
Bonifay, Jackson	3
Orlando, Union	3
Tampa, Pinellas	3
Sunny Hills, Washington	3
Winter Park, Alachua	3
Winter Park, Leon	3
Winter Park, Osceola	3
Worthington Springs, Union	3
Port Salerno, Martin	3
Winter Garden, Polk	3
Winderemere, Orange	3
Margate, Unknown	3
Melrose, Bradford	3
Maitland, Pasco	3
Alys Beach, Bay	3
Eglin, Okaloosa	3
Labelle, Lee	3
Apopka, Osceola	3
Brewton, Escambia	3
Ocoee, Broward	3
Pp, Unknown	3
Wildlight, Nassau	3
University Of Central Florida, Palm Beach	3
University Of Central Florida, Pinellas	3
Winter Park, Lake	3
Windermere, Palm Beach	3
Winter Park, Brevard	3
Pompano Beach, Palm Beach	3
Samoset, Manatee	3
San Fernando, Unknown	3

# COVID-19: characteristics of 1,258,315 Florida resident cases

Data through Dec 27, 2020 verified as of Dec 28, 2020 at 09:25 AM

Data in this report are provisional and subject to change.

The table below includes the cities and counties of residence for cases in Florida residents based on the patient's ZIP Code. Note that city is not always received as part of the initial notification and may be missing while the case is being investigated.

City and county	Cases
Vernon, Bay	3
Indian Rock Beach, Pinellas	3
Inglis, Citrus	3
Hollywood, Unknown	3
Monticello, Madison	3
Mayport Naval Housing, Duval	3
Fpo, Duval	3
Fernandina Beach, Duval	3
Day, Lafayette	3
Cypress Gardens, Polk	3
Bowling Green, Polk	3
Seacrest, Bay	3
Orange Park, Duval	3
Point Washington, Walton	3
University Of Central Fl, Seminole	3
Vero Beach, St. Lucie	3
Missing, Washington	3
Mims, Volusia	3
Missing, Flagler	3
Nobleton, Hernando	3
Ocean Reef Club, Monroe	3
Jonesville, Alachua	3
Julington Creek, St. Johns	3
El Jobean, Charlotte	3
Bella Collina, Lake	3
Apopka, Hillsborough	3
Orlando, Jackson	3
Missing, Calhoun	3
North Fort Myers, Charlotte	3
Jacksonville Naval Air Station, Duval	3
Conch Key, Monroe	3
Chicago, Lee	3
Bristol, Calhoun	3
Branford, Gilchrist	3
Bayou George, Bay	3
Babcock Ranch, Charlotte	3
San Carlos Park, Lee	3
Umatilla, Marion	3
Orlando, Nassau	3
Sugarloaf, Monroe	3
Winter Garden, Leon	3
Westville, Walton	3
Lamont, Taylor	3
Clarcona, Orange	3
Glenwood, Volusia	3
Ft Pierce, St. Lucie	3
Haines Creek, Lake	2
Fort Lauderdale, Alachua	2
Cross City, Taylor	2
Carl Fisher, Dade	2
Land O Lakes, Hillsborough	2
Lakeland, Unknown	2
Milligan, Okaloosa	2
Ocoee, Leon	2
Winter Park, Highlands	2
Wacissa, Jefferson	2
Windermere, Lake	2
Saint Marys, Nassau	2
University Of Central Florida, Lee	2



# COVID-19: characteristics of 1,258,315 Florida resident cases

Data through Dec 27, 2020 verified as of Dec 28, 2020 at 09:25 AM

Data in this report are provisional and subject to change.

The table below includes the cities and counties of residence for cases in Florida residents based on the patient's ZIP Code. Note that city is not always received as part of the initial notification and may be missing while the case is being investigated.

City and county	Cases
Vero Beach, Unknown	2
Yeehaw, Okeechobee	2
Winter Park, Dade	2
Wauchula, Desoto	2
Sebring, Desoto	2
Tampa, Hernando	2
Pompano Beach, Unknown	2
000000, Unknown	2
Boynton Beach, Broward	2
Cape Haze, Charlotte	2
Jacksonville Naval Hospital, Duval	2
Jacksonville, Alachua	2
Jacksonville, Nassau	2
Longview, Dade	2
Miramar, Dade	2
Melrose, Clay	2
Mesa, Unknown	2
Okeechobee, Lake	2
Ormond Beach, Flagler	2
Panama City, Unknown	2
Alford, Washington	2
Apopka, Duval	2
East Rockland Key, Monroe	2
Jupiter Island, Martin	2
Labelle, Collier	2
Lauderhill, Unknown	2
Longwood, Unknown	2
Long Beach, Orange	2
Maitland, Palm Beach	2
North Port, Charlotte	2
Miramar, Unknown	2
Miami, Martin	2
New Port Richey, Hillsborough	2
Venice, Dade	2
University Of Central Fl, Broward	2
Windermere, Hillsborough	2
Winter Park, Collier	2
Winter Park, Duval	2
Winter Park, Hillsborough	2
Sand Lake, Orange	2
Winter Park, Volusia	2
Cape San Blas, Gulf	2
Crescent Beach, Sarasota	2
Claysville, Hernando	2
Dade City, Unknown	2
Crestview, Walton	2
Cross Key, Monroe	2
Green Cove Springs, Duval	2
Oakland Park, Unknown	2
Marysville, Dade	2
Tampa, Broward	2
Sunrise, Unknown	2
Port Canaveral, Brevard	2
Seguin, Unknown	2
Woodside, Broward	2
Windermere, Polk	2
Winter Garden, Brevard	2
Provo, Broward	2
Scottsmoor, Brevard	2

# COVID-19: characteristics of 1,258,315 Florida resident cases

Data through Dec 27, 2020 verified as of Dec 28, 2020 at 09:25 AM

Data in this report are provisional and subject to change.

The table below includes the cities and counties of residence for cases in Florida residents based on the patient's ZIP Code. Note that city is not always received as part of the initial notification and may be missing while the case is being investigated.

City and county	Cases
Portland, Unknown	2
Pp, Dade	2
University Of Central Fl, Dade	2
University Of Central Fl, Osceola	2
Orlando, Sumter	2
Orlando, Holmes	2
Naples, Broward	2
Moore Haven, Hendry	2
Lanark Village, Franklin	2
Lake Harbor, Palm Beach	2
Cassadaga, Volusia	2
Fort Walton Beach, Walton	2
Dunnellon, Levy	2
Florida Power & Light Co, Dade	2
Gibsonia, Polk	2
Amelia City, Nassau	2
Alligator Point, Wakulla	2
Madison, Unknown	2
Los Angeles, Broward	2
Lockhart, Seminole	2
Ocean Breeze, Martin	2
Hiialeah, Broward	2
Highland Park, Polk	2
Jacksonville, Dade	2
Winter Garden, Hillsborough	2
Pass, Dade	2
Tangerine, Lake	2
West Palm Beach, Dade	2
Tarpon Springs, Pasco	2
Oklawaha, Marion	2
Olustee, Baker	2
Ocoee, Duval	2
Boca Raton, Unknown	2
Apopka, Flagler	2
Apopka, Marion	2
Apopka, Sarasota	2
Clermont, Polk	2
Greenville, Jefferson	2
Fort Pierce, Martin	2
Laurel, Sarasota	2
Lecanto, Marion	2
Ludlam, Dade	2
Miami, Palm Beach	2
Missing, Jackson	2
None, Dade	2
Lawtey, Union	2
Lakeland, Hillsborough	2
Los Angeles, Okaloosa	2
Lutz, Pinellas	2
Alligator Point, Franklin	2
Coconut Creek, Unknown	2
Crawfordville, Leon	2
Immokalee, Lee	2
Eatonville, Lake	2
Fort Lauderdale, Unknown	2
Winter Garden, Broward	2
Winter Garden, Dade	2
Windermere, Osceola	2
Winter Park, St. Johns	2

# COVID-19: characteristics of 1,258,315 Florida resident cases

Data through Dec 27, 2020 verified as of Dec 28, 2020 at 09:25 AM

Data in this report are provisional and subject to change.

The table below includes the cities and counties of residence for cases in Florida residents based on the patient's ZIP Code. Note that city is not always received as part of the initial notification and may be missing while the case is being investigated.

City and county	Cases
Saint Petersburg, Hillsborough	2
Seven Springs, Pasco	2
Orlando, Unknown	2
Port Charlotte, Unknown	2
Punta Gorda, Lee	2
Port Saint Lucie, Martin	2
Rex, Duval	1
Port Everglades, Broward	1
Peoria, Unknown	1
Pacifica, Dade	1
Orlando, Washington	1
Palm Coast, Polk	1
Palm Coast, Volusia	1
Parker, Dade	1
Okeechobee, Glades	1
Oooooo, Unknown	1
Seybold, Dade	1
Spring Hill , Hernando	1
Starke, Clay	1
Stone Mountain, Palm Beach	1
Saint Petersburg, St. Lucie	1
Saxis, Lee	1
Sebring, Lee	1
Saint Johns, Unknown	1
Rye, Duval	1
University Of Central Fl, Clay	1
Vernon, Unknown	1
Sun City Center, Hardee	1
Tallahassee, Duval	1
Tampa, Palm Beach	1
Tulsa, Orange	1
Winter Garden, Pinellas	1
Zolfo Springs, Polk	1
Windermere, Pasco	1
Winter Park, Calhoun	1
Winter Park, Indian River	1
Winter Park, Lee	1
Washington, Unknown	1
Wekiva Springs, Seminole	1
West Villages, Sarasota	1
Wichita, Volusia	1
Winder Garden, Orange	1
Windermere, Broward	1
Gotha, Palm Beach	1
Fort Myers, Unknown	1
Fort Pierce, Unknown	1
Eatonville, Osceola	1
Edgewood, Osceola	1
Homeless, Polk	1
Homosassa, Hernando	1
Harrison, Pinellas	1
Granada Hills, Broward	1
Hilandale, Unknown	1
Hialeah, Bay	1
Cypress, Leon	1
Deland, St. Lucie	1
Deltona, Orange	1
Clermont, Osceola	1
Clewiston, Glades	1

# COVID-19: characteristics of 1,258,315 Florida resident cases

Data through Dec 27, 2020 verified as of Dec 28, 2020 at 09:25 AM

Data in this report are provisional and subject to change.

The table below includes the cities and counties of residence for cases in Florida residents based on the patient's ZIP Code. Note that city is not always received as part of the initial notification and may be missing while the case is being investigated.

City and county	Cases
Cartersville, Unknown	1
Anaheim, Unknown	1
Alafaya, Palm Beach	1
Athens, Duval	1
Bogota, Orange	1
Bronx, Palm Beach	1
Blountstown, Jackson	1
Belle Isle, Dade	1
Maitland, Dade	1
Marshall, Dade	1
Louisville, Manatee	1
Los Angeles Ca, Unknown	1
Littleton, Dade	1
Lewisburg, Pasco	1
Jerusalem, St. Johns	1
La Grange, Dade	1
Lake City, Hamilton	1
North Pole, Seminole	1
North Port, Lee	1
Mount Pleasant, Gadsden	1
Navarre, Okaloosa	1
New Orleans, Palm Beach	1
Newark, Broward	1
Newburgh, Bay	1
Missing, Hardee	1
Middlesburg, Duval	1
Miami, Hillsborough	1
Miami, Orange	1
Magnolia Square, Osceola	1
Maitland, Alachua	1
Lemoyme, Manatee	1
Melrose, Alachua	1
Miamf, Dade	1
Miami G, Dade	1
Miami, Collier	1
Marianna, Calhoun	1
Oakland, Lake	1
Oakland, Leon	1
Naples, Orange	1
New Richmond, Volusia	1
Lawrence Township, Palm Beach	1
Las Vegas, Orange	1
Lake Placid, Alachua	1
Lake Forest, Lee	1
Kingsland, Duval	1
Kissimmee, Brevard	1
Gilmer, Dade	1
Gotha, Leon	1
Haverford, Hillsborough	1
Columbus, Brevard	1
Cookeville, Seminole	1
Crestview, Holmes	1
Cumberland, Palm Beach	1
Dade City, Hillsborough	1
Charlotte, Pasco	1
Clear Brook, Lee	1
Clermont, Orange	1
Fanning Springs, Levy	1
Estero, Collier	1

# COVID-19: characteristics of 1,258,315 Florida resident cases

Data through Dec 27, 2020 verified as of Dec 28, 2020 at 09:25 AM

Data in this report are provisional and subject to change.

The table below includes the cities and counties of residence for cases in Florida residents based on the patient's ZIP Code. Note that city is not always received as part of the initial notification and may be missing while the case is being investigated.

City and county	Cases
Dallas, Lee	1
De Leon Springs, Putnam	1
Deland, Lake	1
Deland, Polk	1
Doctors Inlet, Clay	1
Apopka, St. Lucie	1
Belle Isle, Polk	1
Apopka, Manatee	1
99, Unknown	1
Alanson, Bay	1
Aollywoss, Dade	1
Bohealia, Lee	1
Blowing Rock, Polk	1
Carol Stream, Orange	1
Bryant, Alachua	1
Ocoee, Lee	1
Ocoee, Volusia	1
Okeechobee, St. Lucie	1
Opalocka, Dade	1
Palm Coast, Duval	1
Orlando, Hendry	1
Orlando, Levy	1
Pineland, Lee	1
Saint Cloud, Lee	1
Saint Johns, Orange	1
San Antonio, Sarasota	1
San Antonio, Unknown	1
Sanford, Volusia	1
Perry, Leon	1
Palm Springs North, Dade	1
Provincetown, Collier	1
Tangerine, Seminole	1
Tampa Palms, Hillsborough	1
Soldotna, Broward	1
South Burlington, Orange	1
Steinhatchee, Madison	1
Wesley Chapel, Alachua	1
University Of Central Florida, Monroe	1
Tewksbury, Orange	1
Toms River, Dade	1
Weston, Dade	1
Wheaton, Lee	1
Union City, Bradford	1
Tampa, Manatee	1
Steinhatchee, Alachua	1
Westerville, Hillsborough	1
Wellington, Unknown	1
Wilbur By The Sea, Volusia	1
Willowbrook, Lee	1
University Of Central Florida, Hillsborough	1
University Of Central Fl, Pasco	1
Vero Beach, Brevard	1
Village Of Palm Springs, Palm Beach	1
Webster, Pasco	1
Pine Hills, Broward	1
Palm City, Unknown	1
Oviedo, Leon	1
Orem, Sarasota	1
Old Town, Gilchrist	1

# COVID-19: characteristics of 1,258,315 Florida resident cases

Data through Dec 27, 2020 verified as of Dec 28, 2020 at 09:25 AM

Data in this report are provisional and subject to change.

The table below includes the cities and counties of residence for cases in Florida residents based on the patient's ZIP Code. Note that city is not always received as part of the initial notification and may be missing while the case is being investigated.

City and county	Cases
Ocoee, Hillsborough	1
Porter Ranch, Dade	1
Raiford, Bradford	1
Port Saint Lucie, Indian River	1
Pompano Beach, Alachua	1
Republic, Monroe	1
Riverview, Manatee	1
Saint Teresa, Wakulla	1
San Diego, Unknown	1
Russellville, Hillsborough	1
Saint Augustine, Okaloosa	1
Windermere, Dade	1
Winston Salem, Unknown	1
Woodland Hills, Brevard	1
Jeffersonville, Broward	1
Knoxville, Escambia	1
Lake Mary, Lake	1
Lauderdale Hill, Unknown	1
Lake Worth, Broward	1
Homeless, Dade	1
Hickory, Lee	1
Hallandale Ben, Unknown	1
Ocala, Unknown	1
N/A, Duval	1
Naples, Alachua	1
Miamii, Dade	1
Miamt, Dade	1
Mid Florida, Seminole	1
Middleburg, Duval	1
Loganville, Orange	1
Live Oak, Columbia	1
Longwood, Orange	1
Alva, Collier	1
333, Unknown	1
Alafaya, Volusia	1
Allentown, Putnam	1
Amelia Village, Nassau	1
Apple Creek, Citrus	1
Azalea Park, Osceola	1
ChIPLEY, Holmes	1
ChIPLEY, Jackson	1
Colorado Springs, Unknown	1
Conifer, Lee	1
Coco River, Collier	1
Bryn Mawr, Palm Beach	1
Camden Wyoming, Duval	1
Chattanooga, Dade	1
Fortlauderdale, Unknown	1
Ft Pierce, Unknown	1
Garland, Orange	1
Fort Denaud, Glades	1
Everett, Dade	1
Fl State Lot, Leon	1
El Paso, Unknown	1
Eatonville, Seminole	1
Destin, Unknown	1
Fdsf, Unknown	1
Flora, Lee	1
Fwb, Unknown	1

# COVID-19: characteristics of 1,258,315 Florida resident cases

Data through Dec 27, 2020 verified as of Dec 28, 2020 at 09:25 AM

Data in this report are provisional and subject to change.

The table below includes the cities and counties of residence for cases in Florida residents based on the patient's ZIP Code. Note that city is not always received as part of the initial notification and may be missing while the case is being investigated.

City and county	Cases
Gastonia, Polk	1
Knoxville, Duval	1
Green, Clay	1
Greensburg, Orange	1
Gulf Shores, Escambia	1
Havanna, Gadsden	1
Hialeah Lakes, Dade	1
Hilliard, Dade	1
Hollywood, Leon	1
Holt, Unknown	1
Humble, Broward	1
Bryn Mawr, Collier	1
Apopka, Palm Beach	1
Aspen, Palm Beach	1
Atlanta, Broward	1
Azalea Park, Sarasota	1
Bartow, Unknown	1
Boca Roton, Unknown	1
Clermont, Unknown	1
Duke Field Air Force Station, Okaloosa	1
Deltona , Volusia	1
Columbia, Orange	1
Coral Springs, Unknown	1
Cornelius, Leon	1
Crestview, Dade	1
Dade City, Polk	1
Dania, Unknown	1
Darien, Pasco	1
Los Angeles, Polk	1
Lakewood, Unknown	1
Maitland, Unknown	1
Middleburg, Unknown	1
Minneapolis, Broward	1
Missing, Charlotte	1
Melbourne, Orange	1
Miami Beach, Palm Beach	1
Miami Granders, Dade	1
Naugatuck, Lee	1
Myakka, Duval	1
New Vernon, Sarasota	1
New York, Broward	1
Opa Locka, Unknown	1
Oakland, Broward	1
Oakland, Manatee	1
Ocoee, Polk	1
Pensacola, Santa Rosa	1
Ponce, Orange	1
Plant City, Pinellas	1
Plantation, Unknown	1
University Of Central Fl, St. Johns	1
University Of Central Florida, Dade	1
Telluride, Lee	1
South Otselic, Dade	1
Sumatra, Liberty	1
Springhill, Unknown	1
Port Charlotte Fl, Unknown	1
Richmond Heights, Dade	1
Rochester, Lee	1
Rosemary Beach, Bay	1

# COVID-19: characteristics of 1,258,315 Florida resident cases

Data through Dec 27, 2020 verified as of Dec 28, 2020 at 09:25 AM

Data in this report are provisional and subject to change.

The table below includes the cities and counties of residence for cases in Florida residents based on the patient's ZIP Code. Note that city is not always received as part of the initial notification and may be missing while the case is being investigated.

City and county	Cases
Saint Petersburg, Dade	1
San Juan, Osceola	1
San Pedro Sula, Dade	1
Winter Garden, Sumter	1
Wayne, Dade	1
West Simsbury, Collier	1
Wimauma, Manatee	1
Windermere, Lee	1
Tinley Park, Lee	1
Sarasota, Unknown	1
Saint Petersburg, Bay	1
Ridgewood, Lee	1
Roseville, Broward	1
San Marcos, Unknown	1
Surprise, Unknown	1
St Cloud, Orange	1
Syracuse, Unknown	1
Vernon, Walton	1
Unknown, Manatee	1
Venezuela, Unknown	1
University Of Central Florida, Duval	1
Twentynine Palms, Broward	1
Pooler, Broward	1
Plantation Key, Monroe	1
Plantation, Leon	1
Port St. Lucie, Unknown	1
Putnam, Putnam	1
Orlando, Walton	1
Oviedo, Lake	1
Pensacola, Dade	1
Panomo City, Bay	1
Orlando, Clay	1
Orlando, Gadsden	1
Orem, Dade	1
Ocoee, Manatee	1
Okeechobi, Unknown	1
Xifamk, Dade	1
Winfield, Hillsborough	1
Winter Garden, Lee	1
Winter Garden, Unknown	1
Winter Park, Bay	1
Weirsdale, Lake	1
Whippany, Volusia	1
Key West, Palm Beach	1
Kilgore, Dade	1
Macclenny, Dixie	1
Madison, Jefferson	1
Jupiter Inlet, Palm Beach	1
Jzx, Unknown	1
Land O Lakes, Unknown	1
Landolakes, Unknown	1
Lawton, Okaloosa	1
Lima, Volusia	1
Irmo, Unknown	1
Island Grove, Alachua	1
Jacksonville, Baker	1
Ocala, Duval	1
North Porte, Unknown	1
Notrealville, Polk	1



# COVID-19: characteristics of 1,258,315 Florida resident cases

Data through Dec 27, 2020 verified as of Dec 28, 2020 at 09:25 AM

Data in this report are provisional and subject to change.

The table below includes the cities and counties of residence for cases in Florida residents based on the patient's ZIP Code. Note that city is not always received as part of the initial notification and may be missing while the case is being investigated.

City and county	Cases
Monument, Broward	1
Morrisville, Palm Beach	1
North Brunswick, St. Lucie	1
North Lauderdale, Unknown	1
Missing, Lafayette	1
Mokena, Lee	1
Miami Dade, Unknown	1
Metter, Manatee	1
Miamksaohes, Dade	1
Greensboro, Leon	1
Glen Cove, Unknown	1
Glen Saint Mary, Duval	1
Gainesville, Levy	1
Fleming Island, Duval	1
Crystal River, Marion	1
Deerfield Beach, Polk	1
Defuniak Springs, Okaloosa	1
Eatonville, Hillsborough	1
Clearwater, Leon	1
Crestview, Broward	1
Clarcona, Seminole	1
Bushnell, Unknown	1
Callahan, Duval	1
Bradenton, Lee	1
Bogota, Unknown	1
Alafaya, Pinellas	1
Apopka, Leon	1
Atlanta, Walton	1
Attalla, Broward	1
Azalea Park, Lake	1
Azalea Park, Polk	1
Winter Springs, Orange	1
Youngstown, Washington	1
Zellwood, Brevard	1
Zellwood, Osceola	1
Sandestin, Walton	1
Scottsdale, Brevard	1
Saint Petersburg, Duval	1
St Peterburg, Orange	1
Stiamk, Dade	1
Surfside Beach, Orange	1
Sun City Center, Lee	1
Pompano Beach, Dade	1
Pompano Beach, Osceola	1
Port Charlotte, Lee	1
Port Richey, Unknown	1
Pine Hills, Polk	1
Pensacola Naval Hospital, Escambia	1
Port Saint Lucie, Marion	1
Port St Luice, Unknown	1
Port St. Lucie, St. Lucie	1
Rivera Beach, Unknown	1
Roswell, Bay	1
Ruskin, Dade	1
Ruskin, Manatee	1
Winter Park, Manatee	1
Winter Park, Palm Beach	1
Winter Park, Pinellas	1
Winnetka, Dade	1

# COVID-19: characteristics of 1,258,315 Florida resident cases

Data through Dec 27, 2020 verified as of Dec 28, 2020 at 09:25 AM

Data in this report are provisional and subject to change.

The table below includes the cities and counties of residence for cases in Florida residents based on the patient's ZIP Code. Note that city is not always received as part of the initial notification and may be missing while the case is being investigated.

City and county	Cases
West Hollywood, Broward	1
Weston, Unknown	1
Wildwood, Lee	1
West Palm Beach, Unknown	1
Tavares, Unknown	1
Temple, Palm Beach	1
Unknown, Duval	1
Wabasha, Clay	1
Newaygo, Charlotte	1
Na, Dade	1
Naples, Leon	1
Missing, Desoto	1
Milford, Bay	1
Okeechobee, Highlands	1
Painted Post, Pasco	1
Palatka, Marion	1
Mattoon, Lee	1
Marianna, Leon	1
Marianna, Washington	1
Mary Esther, Hillsborough	1
Los Angeles, Orange	1
Lecanto, Palm Beach	1
Littleton, St. Johns	1
Lake In The Hills, Broward	1
Lake Worth, Unknown	1
Land, Unknown	1
Jupiter, Pinellas	1
Kansas City, Palm Beach	1
Delray Beach, Broward	1
Fort Lauderdale, Lee	1
Fort Pierce, Brevard	1
Fort Worth, Broward	1
Franklin, Orange	1
Gainesville, Santa Rosa	1
Gwynn Oak, Polk	1
High Springs, Columbia	1
Indianapolis, Lee	1
Jena, Taylor	1
Belle Isle, Seminole	1
Boys Ranch, Suwannee	1
Coal City, Pasco	1
Celebration, Orange	1
Commerce Township, Manatee	1
Crescent City, Marion	1
Crestview, Unknown	1
Altamonte Springs, Orange	1
Alys Beach, Walton	1
Apo, Collier	1
Apopka, Alachua	1
Apopka, Citrus	1
Addison, Pasco	1
Alafaya, Dade	1
Arabi, Orange	1
At Large, Broward	1
Austin, Dade	1
Azalea Park, Broward	1
Big Torch Key, Monroe	1
Black, Holmes	1
Boca Raton, Lee	1

# COVID-19: characteristics of 1,258,315 Florida resident cases

Data through Dec 27, 2020 verified as of Dec 28, 2020 at 09:25 AM

Data in this report are provisional and subject to change.

The table below includes the cities and counties of residence for cases in Florida residents based on the patient's ZIP Code. Note that city is not always received as part of the initial notification and may be missing while the case is being investigated.

City and county	Cases
Bonifay, Unknown	1
Pembroke Pines, Dade	1
Pensacola, Sumter	1
Paducah, Manatee	1
Oldsray, Manatee	1
Middletown, Osceola	1
North Laud, Unknown	1
Monroe, Dade	1
Monroe, Hillsborough	1
Longwood, Broward	1
Lucedale, St. Lucie	1
Macclenny, Duval	1
Mantua, Broward	1
Mayaguez, Dade	1
Interlachen, Duval	1
Hiialeahgardens, Dade	1
Hoosick Falls, Broward	1
Hosford, Calhoun	1
Bronson, Alachua	1
Brooker, Alachua	1
Bonita, Lee	1
Brandon, Pinellas	1
Alva, Escambia	1
Arcadia, Highlands	1
Baker, Santa Rosa	1
Armstrong, St. Johns	1
Atl, Brevard	1
Belmont, Santa Rosa	1
Blountstown, Broward	1
Belle Isle, Duval	1
Cincinnati, Dade	1
Champions Gate, Osceola	1
Dfafs, Okaloosa	1
Davie, Unknown	1
Dayton, Orange	1
Gibsonton, Unknown	1
Greenbrier, Bay	1
Edgewood, Broward	1
Floral, Okaloosa	1
Powell, Lee	1
Perth Amboy, Hillsborough	1
Puerto Rico, Unknown	1
Randolph, Orange	1
Saint Petersburg, Charlotte	1
Saint Lucie Village, St. Lucie	1
Summerfield, Unknown	1
Sunrtise, Dade	1
Tallahassee, Madison	1
Sharpes, Brevard	1
Sorrento, Orange	1
Westlake Village, Unknown	1
Windermere, Volusia	1
Wtixrat, Dade	1
Watersound, Bay	1
Unk, Duval	1
Ventura, Orange	1
Trenton, Dixie	1
Unknown, Unknown	1
Toms River, Lee	1

# COVID-19: characteristics of 1,258,315 Florida resident cases

Data through Dec 27, 2020 verified as of Dec 28, 2020 at 09:25 AM

Data in this report are provisional and subject to change.

The table below includes the cities and counties of residence for cases in Florida residents based on the patient's ZIP Code. Note that city is not always received as part of the initial notification and may be missing while the case is being investigated.

City and county	Cases
Tourist, Dade	1
San Antonio, Orange	1
Shirley, Flagler	1
Seminole, Leon	1
Syracuse, Polk	1
Tallahassee, Dade	1
Tamarac, Dade	1
Tampa, Unknown	1
Tavares, Orange	1
Town Of Nocatee, St. Johns	1
University Of Central Fl, Pinellas	1
Unkn, Duval	1
Winter Garden, Duval	1
West Yarmouth, St. Lucie	1
Waipahu, Santa Rosa	1
Ward, Polk	1
Wellborn, Columbia	1
Suitland, Volusia	1
Venetian Islands, Dade	1
Orlando, Putnam	1
Orlo Vista, Orange	1
Other, Dade	1
Palmetto Bay, Palm Beach	1
Pass-A-Grille Beach, Pinellas	1
Pembroke Lakes, Broward	1
Piassa, Putnam	1
Russellville, Bay	1
Saint Joseph, Volusia	1
Port Saint Lucie, Palm Beach	1
Prattville, Hillsborough	1
Prestonsburg, Bay	1
Quincy, Jackson	1
Rapid City, Broward	1
Red Bay, Holmes	1
Woodbine, Nassau	1
Winter Garden, Marion	1
Winter Park, Citrus	1
Winter Park, Hendry	1
New Middletown, Hillsborough	1
North Palm Beach, Orange	1
Northport, Sarasota	1
Oakland, Lee	1
Missing, Levy	1
Monroe Township, Palm Beach	1
Moore Haven, Okeechobee	1
Morrisville, Unknown	1
Ldhl, Broward	1
Little Neck, Lee	1
Milford, Lee	1
Micanopy, Marion	1
Mckinney, Broward	1
Miamc, Dade	1
Las Vegas, Palm Beach	1
Lake Butler, Alachua	1
Knoxville, Bay	1
Kingsland, Nassau	1
Indian Rocks Beach, Duval	1
Key West, Duval	1
Hoclywsod, Dade	1

# COVID-19: characteristics of 1,258,315 Florida resident cases

Data through Dec 27, 2020 verified as of Dec 28, 2020 at 09:25 AM

Data in this report are provisional and subject to change.

The table below includes the cities and counties of residence for cases in Florida residents based on the patient's ZIP Code. Note that city is not always received as part of the initial notification and may be missing while the case is being investigated.

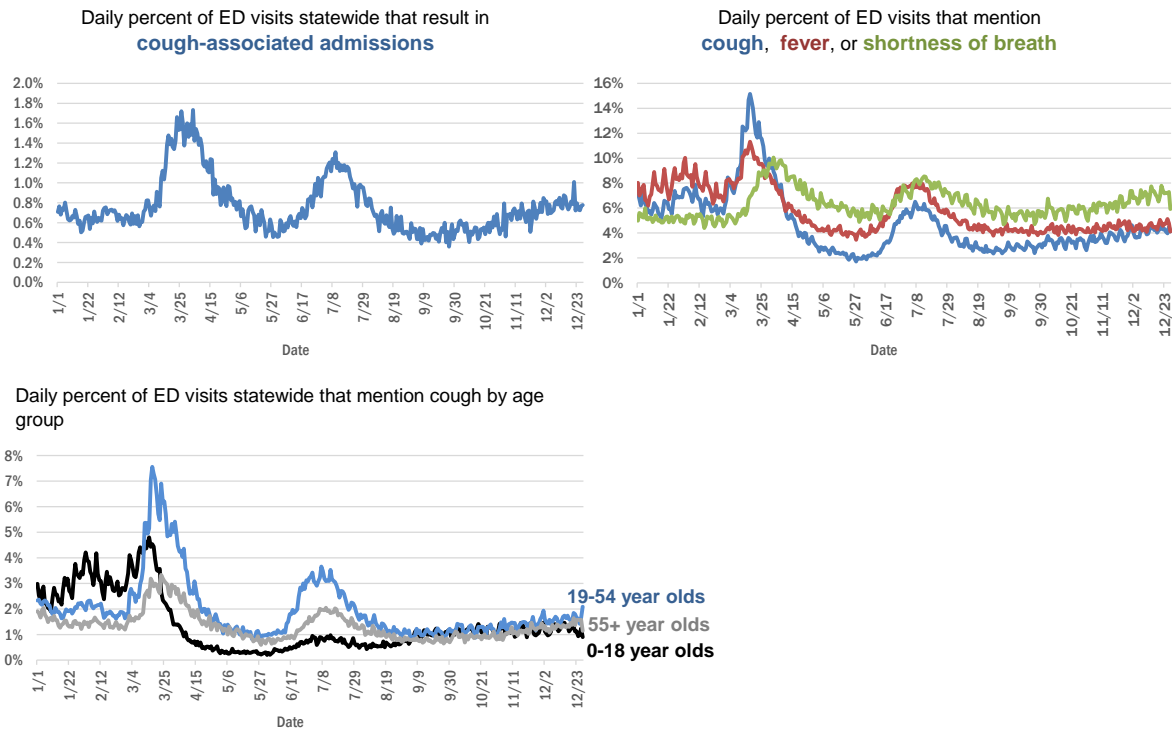
City and county	Cases
Homeless, Hillsborough	1
Homeless, Monroe	1
Homeless, Pinellas	1
Inwood, Broward	1
Irvine, Marion	1
Jefferson, Dade	1
Jonesboro, Leon	1
Jupiter, Dade	1
Jupiter, St. Lucie	1
Kenilworth, Leon	1
Carmel, Orange	1
Caracas, Dade	1
Brandon, Unknown	1
Brooklyn, Broward	1
Brooklyn, Dade	1
Brooklyn, Lee	1
Dallas, Hernando	1
Coconut Ck, Unknown	1
Chicago, Unknown	1
Apopka, Brevard	1
Apopka, Clay	1
Apopka, Polk	1
Asheville, Highlands	1
Astoria, Broward	1
Bartow, Hardee	1
Boca Raton, Broward	1
Belle Isle, Osceola	1
Bel Air, Collier	1
Alachua, Duval	1
Alpharetta, Broward	1
Fort Lauderdale, Leon	1
Fort White, Clay	1
Far Rockaway, Dade	1
Fisher Island, Unknown	1
Doral, Unknown	1
Downingtown, Hillsborough	1
Deer Park, Dade	1
Deerfield Beach, Unknown	1
Deland, Seminole	1
Hallandale, Unknown	1
Hiawassee, Osceola	1
Hernando, Marion	1
Hialeah, Collier	1
Garden City, Alachua	1
Gaylord, Orange	1
Greensburg, Palm Beach	1
Gurabo, Osceola	1
<b>Total</b>	<b>1,258,315</b>

# COVID-19: additional surveillance information

Data through Dec 27, 2020 verified as of Dec 28, 2020 at 09:25 AM

Data in this report are provisional and subject to change.

## Statewide emergency department (ED) chief complaint and admission data



The Electronic Surveillance System for the Early Notification of Community-Based Epidemics (ESSENCE-FL) includes chief complaint data from 211 of 211 Florida EDs. Data are transmitted electronically to ESSENCE-FL daily or hourly.

# COVID-19: testing by laboratory

Data through Dec 27, 2020 verified as of Dec 28, 2020 at 09:25 AM

Data in this report are provisional and subject to change.

The numbers in the table below represent the number of Florida and non-Florida residents for whom test results were received by the Department of Health. A person can be tested by more than one laboratory and can have both positive and negative results. **Therefore, the sum of the numbers in each column will be larger than the total number of people tested.**

Reporting lab	Inconclusive	Negative	Positive	Percent positive	Total
LABORATORY CORPORATION OF AMERICA	2,140	1,342,603	170,989	11%	1,515,732
QUEST DIAGNOSTICS	9,902	1,189,800	167,483	12%	1,367,185
CURATIVE LABS	9,309	956,572	122,904	11%	1,088,785
BIO REFERENCE LABORATORIES, INC	7,267	783,598	143,671	15%	934,536
GENETWORX	661	390,607	32,936	8%	424,204
REALTOX LABS LLC	3,915	352,568	56,346	14%	412,829
HELIX	4,177	346,880	52,024	13%	403,081
RCA LABORATORY SERVICES, LLC		226,127	18,144	7%	244,271
EAST FLORIDA STATE COLLEGE - BREVARD □		212,890	26,987	11%	239,877
NOMI HEALTH LAB SERVICES		172,661	19,530	10%	192,191
IMPACT HEALTH BIOMETRIC TESTING, INC	931	168,157	17,546	9%	186,634
CDR MAGUIRE - HEALTH CARE CENTER		160,617	21,324	12%	181,941
REAL DIAGNOSTICS	896	138,384	17,206	11%	156,486
BPHL-JACKSONVILLE	18	127,416	20,895	14%	148,329
ELABNETWORK	1,058	133,559	11,140	8%	145,757
MAKO GENOMICS	6,096	119,173	20,081	14%	145,350
MAYO CLINIC LABORATORIES	292	114,957	13,061	10%	128,310
NORTHWEST LABORATORY	246	120,966	6,469	5%	127,681
ADVENTHEALTH LAB	99	112,050	12,117	10%	124,266
BAYCARE LABORATORIES LLC	487	106,968	9,308	8%	116,763
ADVENT HEALTH LAB	112	101,260	13,957	12%	115,329
MEDICAL DIAGNOSTIC LABORATORIES	969	98,032	14,068	12%	113,069
BPHL-MIAMI	225	94,304	15,301	14%	109,830
MEMORIAL REGIONAL HOSPITAL SOUTH	22	91,168	18,086	17%	109,276
BIOCOLLECTIONS WORLDWIDE, INC	646	95,816	12,147	11%	108,609
ASCENSION SACRED HEART HOSPITAL - PENSACOLA	2	92,447	12,847	12%	105,296
NOMI_HEALTH		91,725	11,307	11%	103,032
FULGENT DIAGNOSTICS LABORATORY	1,702	90,649	8,772	9%	101,123
ORLANDO HEALTH SYSTEM	607	90,508	8,881	9%	99,996
KORVALABS, INC	1,281	90,852	4,659	5%	96,792
BPHL-TAMPA (SPECTRUM BLVD)	45	69,726	12,167	15%	81,938
SUNPATH MEDICAL DIAGNOSTICS LABORATORY	723	70,138	10,256	13%	81,117
TAMPA GENERAL HOSPITAL	4	74,276	6,328	8%	80,608
UF HEALTH MEDICAL LAB	33	72,275	6,270	8%	78,578
DIATHERIX LABORATORIES		67,812	9,617	12%	77,429
TESTING MATTERS INC	119	65,979	9,162	12%	75,260
AKESOGEN		61,745	10,355	14%	72,100
PWNHEALTH	145	62,874	5,414	8%	68,433
BAPTIST HEALTH SOUTH FLORIDA	260	57,628	8,965	13%	66,853
ASCENSION ST VINCENT'S - RIVERSIDE	1	54,031	6,852	11%	60,884
JACKSON MEMORIAL HOSPITAL CLINICAL LAB	79	48,708	9,128	16%	57,915
LAKELAND REGIONAL MEDICAL CENTER	121	48,628	5,656	10%	54,405
ARUP LABORATORIES	16	49,980	2,905	5%	52,901
UF HEALTH SHANDS HOSPITAL	321	49,351	3,192	6%	52,864
AMERICAN HEALTH ASSOCIATES	9	46,992	3,519	7%	50,520
SOUTH MIAMI HOSPITAL LAB	209	42,380	5,668	12%	48,257

# COVID-19: testing by laboratory

Data through Dec 27, 2020 verified as of Dec 28, 2020 at 09:25 AM

Data in this report are provisional and subject to change.

The numbers in the table below represent the number of Florida and non-Florida residents for whom test results were received by the Department of Health. A person can be tested by more than one laboratory and can have both positive and negative results. **Therefore, the sum of the numbers in each column will be larger than the total number of people tested.**

Reporting lab	Inconclusive	Negative	Positive	Percent positive	Total
AIT LABORATORIES		42,729	4,929	10%	47,658
VIRACOR EUROFINS		34,988	9,718	22%	44,706
APPLIED INGENUITY DIAGNOSTICS LLC		38,725	1,719	4%	40,444
BAPTIST HEALTH - JACKSONVILLE	4	36,382	2,587	7%	38,973
TALLAHASSEE MEMORIAL HOSPITAL	163	34,295	3,960	10%	38,418
ORANGE COUNTY CONVENTION CENTER		33,330	3,655	10%	36,985
MIAMI DADE COUNTY □		32,093	3,527	10%	35,620
INGENIOUS PERSONALIZED MEDICINE	137	29,688	5,779	16%	35,604
WALGREENS	30	28,278	5,199	16%	33,507
LEE HEALTH - CAPE CORAL HOSPITAL	3	28,295	4,588	14%	32,886
BROWARD GENERAL MEDICAL CENTER-CLINICAL LAB	2	29,500	3,001	9%	32,503
SARASOTA MEMORIAL HOSPITAL MAIN LAB	12	29,816	2,450	8%	32,278
MILLENNIUM PHYSICIAN GROUP	17	26,774	4,655	15%	31,446
UNIVERSITY OF MIAMI HOSPITAL	32	27,494	2,929	10%	30,455
NICKLAUS CHILDREN'S HOSPITAL	55	26,116	3,748	13%	29,919
FLORIDA HOSPITAL - TAMPA	37	27,267	2,273	8%	29,577
UF HEALTH JACKSONVILLE	42	26,563	2,600	9%	29,205
ECCO LAB GROUP CO	413	24,332	4,000	14%	28,745
GENESIS REFERENCE LABORATORIES		23,415	2,274	9%	25,689
NORTH FLORIDA REGIONAL MEDICAL CENTER		21,580	2,366	10%	23,946
ST JOSEPHS HOSPITAL LABORATORY	20	21,028	2,708	11%	23,756
MOUNT SINAI MEDICAL CENTER	7	21,419	2,141	9%	23,567
BRANDON REGIONAL HOSPITAL		20,486	2,529	11%	23,015
JUPITER MEDICAL CENTER LAB	59	20,961	1,863	8%	22,883
PALMETTO GENERAL HOSPITAL LAB	3	18,071	3,799	17%	21,873
ADVENTIST HEALTH SYSTEMS SUNBELT INC DBA		20,459	1,389	6%	21,848
AEGIS SCIENCES CORPORATION	96	19,136	2,480	11%	21,712
ACCESS DX LABORATORY	200	19,191	1,932	9%	21,323
STATLAB_MOBILE	1	19,244	1,983	9%	21,228
JFK MEDICAL CENTER LAB	1	18,842	2,369	11%	21,212
ADVENT HEALTH - DAYTONA BEACH	32	18,887	1,455	7%	20,374
NAPLES COMMUNITY HOSPITAL	64	17,968	1,828	9%	19,860
LAB DIAGNOSTICS LLC	380	13,624	5,198	27%	19,202
INTEGRATED REGIONAL LABORATORIES LLP		16,470	2,530	13%	19,000
DWIC OF TAMPA BAY INC		17,623	989	5%	18,612
AVENTUS BIO LABS	16	16,123	2,180	12%	18,319
PANCARE OF FLORIDA INC		16,444	1,706	9%	18,150
PATIENTS FIRST LAKE ELLA MEDICAL CENTER PA		14,983	2,658	15%	17,641
HEALTH CENTER AT SINAI RESIDENCES		16,942	506	3%	17,448
MORTON PLANT HOSPITAL-ADLER INSTITUTE	14	15,733	1,634	9%	17,381
DRS CLACK SPENCER WHITE & MCCORMACK PA D/B/A		15,772	1,563	9%	17,335
STS LAB 2 LLC	6	16,507	668	4%	17,181
BIOCERNA LABS	461	14,582	2,112	12%	17,155
EXACT SCIENCES LABORATORIES		15,532	1,541	9%	17,073



# COVID-19: testing by laboratory

Data through Dec 27, 2020 verified as of Dec 28, 2020 at 09:25 AM

Data in this report are provisional and subject to change.

The numbers in the table below represent the number of Florida and non-Florida residents for whom test results were received by the Department of Health. A person can be tested by more than one laboratory and can have both positive and negative results. **Therefore, the sum of the numbers in each column will be larger than the total number of people tested.**

Reporting lab	Inconclusive	Negative	Positive	Percent positive	Total
SAINT MARY'S MEDICAL CENTER	22	15,133	1,760	10%	16,915
HEALTHLINK DIAGNOSTIC LABORATORIES	168	15,358	1,374	8%	16,900
HOLY CROSS HOSPITAL CLINICAL LAB	1	15,393	1,117	7%	16,511
WATSON CLINIC LLP		13,045	2,632	17%	15,677
INDIAN RIVER MEDICAL CENTER LAB		13,669	849	6%	14,518
CLEVELAND CLINIC HOSPITAL LAB	4	12,622	1,650	12%	14,276
LEESBURG REGIONAL MEDICAL CENTER		12,658	1,470	10%	14,128
INFINITY BIOLOGIX LLC	49	13,547	502	4%	14,098
OSCEOLA REGIONAL MEDICAL CENTER	1	12,180	1,716	12%	13,897
HOMESTEAD HOSPITAL CLINICAL LABORATORY	25	11,233	2,285	17%	13,543
MALABAR MEDICAL WALK IN CLINIC		11,592	1,801	13%	13,393
WELLINGTON REGIONAL MED CTR LAB	5	11,898	1,451	11%	13,354
MEMORIAL HOSPITAL JACKSONVILLE	8	11,090	2,055	16%	13,153
BAYFRONT HEALTH - ST PETERSBURG	17	10,934	1,739	14%	12,690
MEMORIAL REGIONAL HOSPITAL CLINICAL LABORATORY	10	11,423	778	6%	12,211
NORTHWEST MEDICAL CENTER	1	10,689	1,457	12%	12,147
ORANGE PARK MEDICAL CENTER	9	10,183	1,916	16%	12,108
WEST KENDALL BAPTIST HOSPITAL	10	9,813	2,238	19%	12,061
DELRAY MEDICAL CENTER LAB	3	10,812	1,128	9%	11,943
LEE HEALTH - LEE MEMORIAL HOSPITAL		8,950	2,982	25%	11,932
FLORIDA HOSPITAL WATERMAN LABORATORY	70	10,997	857	7%	11,924
PRIVA PATH LABS	54	11,240	624	5%	11,918
BETHESDA HOSPITAL EAST		10,754	989	8%	11,743
ST MARKS HOSPITAL LABORATORY B	78	10,627	1,002	9%	11,707
OAK HILL HOSPITAL		10,379	1,168	10%	11,547
LAWNWOOD REGIONAL MEDICAL CENTER	1	9,944	1,456	13%	11,401
PWN HEALTH	17	9,316	2,039	18%	11,372
VISTA CLINICAL DIAGNOSTICS	224	10,157	852	8%	11,233
BAPTIST HEALTH - SOUTH		10,405	810	7%	11,215
CLEVELAND CLINIC TRADITION HOSPITAL		10,420	696	6%	11,116
ST ANTHONY'S HOSPITAL LAB	16	9,880	1,134	10%	11,030
WINTER HAVEN HOSPITAL CLINICAL LABORATORY	4	9,419	1,533	14%	10,956
UHEALTH CORAL GABLES/LENNAR MED CTR	3	10,250	587	5%	10,840
LARGO MEDICAL CENTER		9,722	1,107	10%	10,829
BINAXNOW	9	8,436	2,373	22%	10,818
UNITED CLINICAL LABORATORY LLC	2	9,017	1,431	14%	10,450
LARKIN COMMUNITY HOSPITAL INC DBA CARDIOTROPIC		6,820	3,621	35%	10,441
GOOD SAMARITAN MEDICAL CENTER LAB	1	9,069	1,327	13%	10,397
WESTSIDE REGIONAL MED CTR	2	8,766	1,418	14%	10,186
AHALABS		9,679	392	4%	10,071
BAPTIST HEALTHCARE - BAPTIST HOSPITAL	5	8,171	1,849	18%	10,025
LARKIN COMMUNITY HOSPITAL	10	8,671	1,335	13%	10,016
MERCY HOSPITAL A CAMPUS OF PLANTATION GEN HOSP LAB	1	8,304	1,609	16%	9,914
COAST DIAGNOSTICS LLC	33	9,020	807	8%	9,860

# COVID-19: testing by laboratory

Data through Dec 27, 2020 verified as of Dec 28, 2020 at 09:25 AM

Data in this report are provisional and subject to change.

The numbers in the table below represent the number of Florida and non-Florida residents for whom test results were received by the Department of Health. A person can be tested by more than one laboratory and can have both positive and negative results. **Therefore, the sum of the numbers in each column will be larger than the total number of people tested.**

Reporting lab	Inconclusive	Negative	Positive	Percent positive	Total
SRQ DRIVE THROUGH		8,944	905	9%	9,849
GULF COAST MEDICAL CENTER MICROLAB		7,699	2,119	22%	9,818
ST JOSEPHS HOSPITAL	12	8,624	1,180	12%	9,816
PALMS WEST HOSPITAL LAB	2	8,427	1,364	14%	9,793
MEDICAL CENTER OF TRINITY CLINICAL LABORATORY	1	8,819	958	10%	9,778
ACCESS MEDICAL LABORATORIES	2	5,285	4,480	46%	9,767
INDIAN RIVER PATHOLOGY LLC		8,966	762	8%	9,728
WEST FLORIDA HOSPITAL LAB		7,803	1,865	19%	9,668
PALM BEACH BALL PARK		8,605	996	10%	9,601
MEASE COUNTRYSIDE LAB	8	8,668	895	9%	9,571
REGIONAL MEDICAL CENTER BAYONET POINT	2	8,844	662	7%	9,508
AVECINA	17	8,829	613	6%	9,459
THE VILLAGES REGIONAL HOSPITAL		8,635	758	8%	9,393
LAKE CITY HM		8,642	632	7%	9,274
HALIFAX MEDICAL CENTER LAB	34	7,914	1,282	14%	9,230
CORAL GABLES HOSPITAL CLINICAL LABORATORY		7,736	1,466	16%	9,202
WEST BOCA MEDICAL CENTER LAB		8,480	687	7%	9,167
CAPITAL REGIONAL MEDICAL CTR		7,431	1,678	18%	9,109
MANATEE MEMORIAL HOSPITAL		8,350	722	8%	9,072
AVENTURA HOSPITAL LAB		7,358	1,677	19%	9,035
BLAKE MEDICAL CENTER		7,770	1,106	12%	8,876
BOSTON HEART DIAGNOSTICS CORP		7,683	1,162	13%	8,845
LEE HEALTH - HEALTH PARK MEDICAL CENTER		7,331	1,445	16%	8,776
PALM BEACH GARDENS MEDICAL CTR LAB		7,937	778	9%	8,715
NONA SCIENTIFIC	5	6,850	1,854	21%	8,709
FLORIDA HOSPITAL HEARTLAND MED CTR CLINICAL LAB	33	7,597	1,073	12%	8,703
ADVENT HEALTH - WESLEY CHAPEL	14	7,763	734	9%	8,511
GENOVA DIAGNOSTICS LABORATORY	33	7,735	583	7%	8,351
AVECINA MEDICAL OAKLEAF	3	6,977	1,330	16%	8,310
DOCTORS HOSPITAL	4	6,824	1,293	16%	8,121
GENESIS MEDICAL LABORATORY	100	6,955	1,041	13%	8,096
PATHNOSTICS	20	6,207	1,800	22%	8,027
LAKE CITY MEDICAL CENTER		6,358	1,569	20%	7,927
FLORIDA LABORATORY ANALYSIS		7,054	824	10%	7,878
AVECINA MEDICAL	4	6,130	1,728	22%	7,862
P4 CLINICAL, LLC	85	7,117	620	8%	7,822
INFORM DIAGNOSTICS, INC		7,258	408	5%	7,666
NCH NORTH NAPLES HOSPITAL LAB	15	6,733	828	11%	7,576
FLORIDA MEDICAL CENTER - A CAMPUS OF NORTH SHORE	2	6,652	889	12%	7,543
PLANTATION GENERAL HOSPITAL		6,359	1,175	16%	7,534
BAPTIST HEALTH SOUTH FLORIDA - WEST KENDALL URGENT CARE		6,378	1,151	15%	7,529
NIGHT LITE PEDIATRICS	4	5,768	1,748	23%	7,520
FLORIDA HOSPITAL FLAGLER	29	6,962	508	7%	7,499
CORAL SPRINGS MED CTR		6,693	679	9%	7,372
NEMOURS CHILDRENS HOSPITAL	1	7,069	297	4%	7,367
NORTHSIDE HOSPITAL AND HEART INSTITUTE		6,631	691	9%	7,322

# COVID-19: testing by laboratory

Data through Dec 27, 2020 verified as of Dec 28, 2020 at 09:25 AM

Data in this report are provisional and subject to change.

The numbers in the table below represent the number of Florida and non-Florida residents for whom test results were received by the Department of Health. A person can be tested by more than one laboratory and can have both positive and negative results. **Therefore, the sum of the numbers in each column will be larger than the total number of people tested.**

Reporting lab	Inconclusive	Negative	Positive	Percent positive	Total
ADVENTHEALTH CENTRA CARE LAKE BUENA VISTA		6,846	471	6%	7,317
NIGHT LITE PEDIATRIC CENTER LLC		6,669	599	8%	7,268
FLORIDA HOSPITAL DELAND	10	6,226	886	12%	7,122
MINUTECLINIC LLC		6,183	931	13%	7,114
MEDFAST URGENT CARE CENTERS, LLC	4	6,272	833	12%	7,109
NORTH SHORE MEDICAL CENTER		5,880	1,173	17%	7,053
THE HEALTHCARE DISTRICT OF PALM BEACH COUNTY	30	6,279	722	10%	7,031
CENTRAL FLORIDA REGIONAL HOSPITAL		6,373	645	9%	7,018
BROWARD HEALTH NORTH CLINICAL LABORATORY		6,139	762	11%	6,901
FLORIDA HOSPITAL ZEPHYRHILLS	10	6,264	622	9%	6,896
ALL CHILDREN'S HOSPITAL		6,418	406	6%	6,824
KD MEDICAL CHOICE LLC	1	6,093	661	10%	6,755
LUMINUS DIAGNOSTICS		6,191	535	8%	6,726
FLORIDA HOSPITAL OF CARROLLWOOD	22	5,785	809	12%	6,616
OCALA REGIONAL MEDICAL CENTER		5,796	749	11%	6,545
WEST PALM HOSPITAL LAB		5,942	515	8%	6,457
VISTA CLINICAL	8	3,755	2,673	42%	6,436
LEON MEDICAL CENTERS LLC		5,024	1,412	22%	6,436
CLEVELAND CLINIC MARTIN SOUTH HOSPITAL	1	5,860	563	9%	6,424
MEMORIAL HOSPITAL WEST LABORATORY SERVICES	14	5,769	596	9%	6,379
LEE HEALTH - GULF COAST MEDICAL CENTER	2	5,156	1,192	19%	6,350
MEDEXPRESS URGENT CARE	2	4,273	2,037	32%	6,312
AMERICAN FAMILY CARE		3,569	2,679	43%	6,248
BAPTIST HEALTH - BEACHES		5,794	449	7%	6,243
VIKOR SCIENTIFIC	6	5,047	1,129	18%	6,182
CARDIOPATH	1	5,568	553	9%	6,122
FULGENT DIAGNOSTICS	98	5,584	346	6%	6,028
SOUTH BAY HOSPITAL CLINICAL LAB		5,393	525	9%	5,918
BAPTIST HEALTH SOUTH FLORIDA - COUNTRY WALK URGENT CARE		4,943	904	15%	5,847
MORTON PLANT-MEASE	2	5,354	456	8%	5,812
LABSTAT LLC	2	5,430	308	5%	5,740
MEDARBOR DIAGNOSTICS	1	4,733	973	17%	5,707
MEMORIAL HOSPITAL MICRO		5,312	394	7%	5,706
ANNE BATES LEACH EYE HOSPITAL/ ABLEH MICROBIOLOGY LABORATORY		5,585	83	1%	5,668
POINCIANA MEDICAL CENTER		4,439	1,209	21%	5,648
LAKEWOOD RANCH MEDICAL CENTER		5,178	422	8%	5,600
ARCPPOINT LABS OF FORT MYERS	4	4,897	698	12%	5,599
WEST MARION COMMUNITY HOSPITAL LAB		4,805	770	14%	5,575
EXPRESS GENE MOLECULAR DIAGNOSTICS LABORATORY		4,398	1,055	19%	5,453
FLORIDA HOSPITAL FISH MEMORIAL	19	4,745	685	13%	5,449
ST JOSEPHS NORTH HOSPITAL LAB	6	4,686	635	12%	5,327
CLEVELAND CLINIC MARTIN NORTH HOSPITAL		4,767	522	10%	5,289
MARTIN HOSPITAL SOUTH LAB		4,966	281	5%	5,247
BAPTIST HEALTH SOUTH FLORIDA - MIAMI LAKES URGENT CARE		4,174	1,044	20%	5,218
ST LUCIE MEDICAL CENTER		4,223	945	18%	5,168
AVERO DIAGNOSTICS - IRVING	6	4,781	349	7%	5,136

# COVID-19: testing by laboratory

Data through Dec 27, 2020 verified as of Dec 28, 2020 at 09:25 AM

Data in this report are provisional and subject to change.

The numbers in the table below represent the number of Florida and non-Florida residents for whom test results were received by the Department of Health. A person can be tested by more than one laboratory and can have both positive and negative results. **Therefore, the sum of the numbers in each column will be larger than the total number of people tested.**

Reporting lab	Inconclusive	Negative	Positive	Percent positive	Total
UNKNOWN	3	2,867	2,190	43%	5,060
IMPERIAL POINT MEDICAL CENTER		4,611	395	8%	5,006
SUNRISE MEDICAL LABORATORIES	2	4,673	315	6%	4,990
BAPTIST HEALTH - NASSAU		4,704	225	5%	4,929
OVIEDO MEDICAL CENTER		4,337	491	10%	4,828
HIALEAH HOSPITAL	4	3,798	1,000	21%	4,802
CernerELR_Advent		4,287	504	11%	4,791
TROPICANA FIELD - LOT 2	17	4,297	410	9%	4,724
BAYCARE COMMUNITY HEALTH		4,554	98	2%	4,652
BAPTIST HEALTH SOUTH FLORIDA - WESTCHESTER URGENT CARE		3,812	793	17%	4,605
SANTA ROSA MEDICAL CENTER		3,815	766	17%	4,581
BAPTIST HEALTH SOUTH FLORIDA - DORAL URGENT CARE		3,723	858	19%	4,581
FORT WALTON BEACH MEDICAL CENTER		3,918	620	14%	4,538
ISPM LABS, LLC DBA CAPSTONE DIAGNOSTICS, LLC		4,387	147	3%	4,534
H LEE MOFFITT CANCER CENTER LABORATORY		4,397	104	2%	4,501
SOUTH FLORIDA BAPTIST HOSPITAL MICRO	2	3,839	633	14%	4,474
ST PETERSBURG GENERAL HOSPITAL		3,707	690	16%	4,397
MOFFITT CANCER CENTER	6	4,301	90	2%	4,397
SYNERGY LABORATORIES	7	3,924	428	10%	4,359
BAYFRONT HEALTH - VENICE REGIONAL MEDICAL	1	3,991	332	8%	4,324
PRECISION HEALTH RESOURCES LLC		4,040	257	6%	4,297
FLORIDA HOSPITAL NORTH PINELLAS	11	3,962	322	7%	4,295
BAPTIST HEALTH SOUTH FLORIDA - PEMBROKE PINES URGENT CARE		3,650	632	15%	4,282
FLORIDA HOSPITAL OCALA		3,883	387	9%	4,270
HOLIDAY CVS LLC		4,051	190	4%	4,241
HEALTHQUEST ESOTERICS		3,064	1,129	27%	4,193
EGLIN AIR FORCE BASE	11	3,058	1,106	26%	4,175
BAPTIST HEALTH SOUTH FLORIDA - CORAL SPRINGS URGENT CARE		3,583	520	13%	4,103
QDX PATHOLOGY SERVICES	1	3,751	303	7%	4,055
SOLARIS DIAGNOSTICS	4	3,595	410	10%	4,009
NIGHT LITE PEDIATRICS URGENT CARE	1	3,413	558	14%	3,972
CARDIOTROPIC LABS	83	3,141	724	18%	3,948
PHYSICIANS REGIONAL MEDICAL CENTER - PINE RIDGE RD	1	3,262	684	17%	3,947
ADVENTHEALTH CENTRA CARE WINTER GARDEN	1	3,652	288	7%	3,941
ADVENTHEALTH CENTRA CARE DR PHILLIPS		3,697	215	5%	3,912
UNIVERSITY HOSPITAL AND MEDICAL CENTER		3,019	881	23%	3,900
ADVENTHEALTH CENTRA CARE WINTER PARK		3,623	206	5%	3,829
PUTNAM COMMUNITY MEDICAL CENTER		3,362	450	12%	3,812
BAYFRONT HEALTH - PORT CHARLOTTE		3,487	318	8%	3,805
BAPTIST HEALTH - NORTH		2,913	798	22%	3,711
SYNERGY DIAGNOSTIC LABORATORY	84	3,236	356	10%	3,676
ADVENTHEALTH CENTRA CARE UNIVERSITY		3,420	208	6%	3,628
GENE BY GENE, GENOMICS RESEARCH CENTER LAB	38	3,436	145	4%	3,619
CLARITY LAB SOLUTIONS LLC		3,608	4	0%	3,612
ADVENTHEALTH CENTRA CARE ST CLOUD		3,253	358	10%	3,611
MEASE DUNEDIN HOSPITAL	4	3,292	294	8%	3,590

# COVID-19: testing by laboratory

Data through Dec 27, 2020 verified as of Dec 28, 2020 at 09:25 AM

Data in this report are provisional and subject to change.

The numbers in the table below represent the number of Florida and non-Florida residents for whom test results were received by the Department of Health. A person can be tested by more than one laboratory and can have both positive and negative results. **Therefore, the sum of the numbers in each column will be larger than the total number of people tested.**

Reporting lab	Inconclusive	Negative	Positive	Percent positive	Total
ADVENTHEALTH CENTRA CARE HUNTERS CREEK		3,188	348	10%	3,536
ANGEL KIDS PEDIATRICS		3,328	157	5%	3,485
PALMS OF PASADENA HOSPITAL		3,110	364	10%	3,474
WESTCHESTER HOSPITAL	23	2,820	618	18%	3,461
MEDEXPRESS URGENT CARE OF BOYNTON BEACH LLC		3,323	106	3%	3,429
NORTHWEST FLORIDA COMMUNITY HOSPITAL	23	2,430	962	28%	3,415
MEDICAL DNA LABS LLC	2	3,175	232	7%	3,409
DOCTORS HOSPITAL OF SARASOTA CLINICAL LABORATORY		3,011	397	12%	3,408
RAULERSON HOSPITAL		2,832	523	16%	3,355
DOCTORS URGENT CARE LLC	1	2,741	595	18%	3,337
ACUTIS DIAGNOSTICS	15	2,820	491	15%	3,326
BAPTIST HEALTH SOUTH FLORIDA - CORAL GABLES (UNIVERSITY) URGENT CARE		2,921	398	12%	3,319
NATIONWIDE LABORATORY SERVICES INC	136	2,743	427	13%	3,306
MIDWAY SPECIALTY CARE CENTER DIAGNOSTICS	38	3,031	217	7%	3,286
CLINICAL REFERENCE LABORATORY	2	3,164	116	4%	3,282
SUNCOAST PATHOLOGY ASSOCIATES		3,040	231	7%	3,271
MEDEXPRESS URGENT CARE HUDSON		2,909	339	10%	3,248
ADVENTHEALTH CENTRA CARE LEE ROAD		3,013	212	7%	3,225
ADVENTHEALTH CENTRA CARE CLERMONT		2,979	235	7%	3,214
MEMORIAL HOSPITAL- MIRAMAR	12	2,899	235	7%	3,146
ADVENTHEALTH CENTRA CARE WATERFORD LAKES		2,863	281	9%	3,144
BAPTIST HEALTH SOUTH FLORIDA - TAMiami TRAIL URGENT CARE		2,530	613	20%	3,143
BAPTIST HEALTH SOUTH FLORIDA - PINECREST URGENT CARE		2,695	396	13%	3,091
ADVENTHEALTH CENTRA CARE SANFORD		2,862	221	7%	3,083
ADVENTHEALTH CENTRA CARE KISSIMMEE		2,878	205	7%	3,083
TWIN CITIES HOSPITAL	1	2,695	350	11%	3,046
BETHESDA HOSPITAL WEST		2,764	264	9%	3,028
THE CENTER FOR URGENT CARE	3	2,481	543	18%	3,027
BAPTIST HEALTH SOUTH FLORIDA - CORAL GABLES URGENT CARE		2,552	471	16%	3,023
ADVENTHEALTH CENTRA CARE APOPKA		2,723	297	10%	3,020
ADVENTHEALTH CENTRA CARE LAKE MARY		2,826	186	6%	3,012
MEDEXPRESS URGENT CARE - ESTERO		2,775	218	7%	2,993
URGENT CARE CURE	2	2,599	371	12%	2,972
ADVENTIST HEALTH SYSTEMS, SUNBELT INC		2,745	198	7%	2,943
STONE CLINICAL LABORATORIES		2,789	96	3%	2,885
BAPTIST HEALTH SOUTH FLORIDA - PALMETTO BAY URGENT CARE		2,425	436	15%	2,861
SARKIS CLINICAL TRIALS		2,532	324	11%	2,856
COMMUNITY HEALTH CENTERS OF PINELLAS INC		2,255	591	21%	2,846
BAYFRONT HEALTH - SEVEN RIVERS		2,605	231	8%	2,836
BAPTIST HEALTH SOUTH FLORIDA - KENDALE LAKES URGENT CARE		2,260	562	20%	2,822
ADVENTHEALTH CENTRA CARE LAKELAND	1	2,577	242	9%	2,820
EMPIRE CITY LABORATORIES INC	24	2,430	364	13%	2,818
WALGREENS ORLANDO	3	2,481	326	12%	2,810
MINUTECLINIC LLC #3703		2,413	395	14%	2,808
ADVENTHEALTH CENTRA CARE MOUNT DORA		2,568	236	8%	2,804
BAPTIST HEALTH SOUTH FLORIDA - WESTON URGENT CARE		2,495	282	10%	2,777

# COVID-19: testing by laboratory

Data through Dec 27, 2020 verified as of Dec 28, 2020 at 09:25 AM

Data in this report are provisional and subject to change.

The numbers in the table below represent the number of Florida and non-Florida residents for whom test results were received by the Department of Health. A person can be tested by more than one laboratory and can have both positive and negative results. **Therefore, the sum of the numbers in each column will be larger than the total number of people tested.**

Reporting lab	Inconclusive	Negative	Positive	Percent positive	Total
BAPTIST HEALTH SOUTH FLORIDA - DAVIE URGENT CARE		2,349	421	15%	2,770
WALGREEN CO	2	2,440	317	11%	2,759
TRINITY SPRINGS		2,473	284	10%	2,757
VETERANS AFFAIRS MEDICAL CENTER - ORLANDO		1,342	1,413	51%	2,755
PEDIATRIC HEALTH CARE ALLIANCE PA		2,528	221	8%	2,749
MINUTECLINIC		2,432	317	12%	2,749
AHCC WESLEY CHAPEL		2,544	203	7%	2,747
MEDCOMP SCIENCES LLC	29	1,319	1,371	50%	2,719
ASCENSION SACRED HEART - EMERALD COAST		2,265	427	16%	2,692
BAYFRONT HEALTH - BROOKSVILLE		2,355	332	12%	2,687
CENTRA CARE - WATERFORD LAKES		2,097	573	21%	2,670
ADVENTHEALTH CENTRA CARE ALTAMONTE		2,466	181	7%	2,647
ATLANTIS URGENT CARE	1	1,596	1,024	39%	2,621
LAKESIDE MEDICAL CENTER		2,038	517	20%	2,555
MEDEXPRESS URGENT CARE - WEST TAMPA		2,404	139	5%	2,543
ADVENT HEALTH - OCALA		2,124	412	16%	2,536
COASTAL MED URGENT CARE		1,383	1,152	45%	2,535
ADVENTHEALTH CENTRA CARE OVIEDO		2,289	246	10%	2,535
HEALTH FIRST ADVENTHEALTH CENTRA CARE GATEWAY		2,365	165	7%	2,530
CITRUS MEMORIAL HOSPITAL LABORATORY		2,212	315	12%	2,527
ENGLEWOOD COMMUNITY HOSPITAL		2,306	218	9%	2,524
PRECISION HEALTH SOLUTIONS		2,450	68	3%	2,518
BARTOW REGIONAL MEDICAL CENTER	1	2,180	336	13%	2,517
MEDEXPRESS URGENT CARE - ROYAL PALM BEACH		2,381	123	5%	2,504
SELECT LABORATORIES - MARION COUNTY, FL LLC	3	2,305	175	7%	2,483
AMELIA URGENT CARE		1,468	958	39%	2,426
MEMORIAL HOSPITAL PEMBROKE	3	2,137	285	12%	2,425
MEDEXPRESS URGENT CARE PALM BEACH GARDENS		2,328	92	4%	2,420
MEDEXPRESS URGENT CARE - GOLDEN GATE		2,256	147	6%	2,403
ADVENTHEALTH CENTRA CARE SAND LAKE		2,285	118	5%	2,403
ADVENT HEALTH - HEART OF FLORIDA ER	1	2,142	252	11%	2,395
ADVENTHEALTH CENTRA CARE PORT ORANGE		2,255	132	6%	2,387
ADVENTHEALTH CENTRA CARE LONGWOOD		2,239	129	5%	2,368
ADVENTHEALTH CENTRA CARE AZALEA PARK		2,139	218	9%	2,357
TALLAHASSEE PRIMARY CARE ASSOCIATES		2,122	223	10%	2,345
BMCT Molecular Diagnostics Subsection		1,925	405	17%	2,330
BAPTIST HEALTH SOUTH FLORIDA - BRICKELL URGENT CARE		1,937	387	17%	2,324
BAPTIST HEALTH URGENT CARE AT SAWGRASS		1,981	341	15%	2,322
MICROGEN DX		1,826	495	21%	2,321
LEE HEALTH - COCONUT POINT CLINICAL LAB	2	1,872	433	19%	2,307
HOLIDAY CVS LLC DBA CVS PHARMACY #5154		2,248	49	2%	2,297
HIGHLANDS REGIONAL MEDICAL CENTER		1,827	469	20%	2,296
US BIOTEK LABORATORIES	5	2,026	264	12%	2,295
ADVENTHEALTH CENTRA CARE ORANGE LAKE		2,121	173	8%	2,294
DESOTO MEMORIAL HOSPITAL	3	1,902	386	17%	2,291
HEALTH FIRST ADVENTHEALTH CENTRA CARE TITUSVILLE		2,126	143	6%	2,269

# COVID-19: testing by laboratory

Data through Dec 27, 2020 verified as of Dec 28, 2020 at 09:25 AM

Data in this report are provisional and subject to change.

The numbers in the table below represent the number of Florida and non-Florida residents for whom test results were received by the Department of Health. A person can be tested by more than one laboratory and can have both positive and negative results. **Therefore, the sum of the numbers in each column will be larger than the total number of people tested.**

Reporting lab	Inconclusive	Negative	Positive	Percent positive	Total
COMMUNITY HEALTH NORTHWEST FLORIDA	4	1,725	531	23%	2,260
SPORTS DRUG TESTING LABORATORY	39	2,153	62	3%	2,254
PRIMEHEALTH URGENT CARE	1	1,863	360	16%	2,224
CENTRA CARE SAINT CLOUD	1	1,885	303	14%	2,189
DOCTORS URGENT CARE OF LUTZ LLC	1	1,729	427	20%	2,157
PARAMOUNT URGENT CARE		1,170	984	46%	2,154
MEDEXPRESS URGENT CARE - LAKE LAND		1,989	131	6%	2,120
BAYFRONT HEALTH - PUNTA GORDA		1,980	129	6%	2,109
LOWER KEYS MEDICAL CENTER		1,866	233	11%	2,099
ADVENTHEALTH CENTRA CARE SOUTH ORANGE		1,911	161	8%	2,072
EMERALD COAST URGENT CARE		1,587	475	23%	2,062
INDIAN RIVER MEDICAL CENTER		1,820	236	11%	2,056
ADVENTHEALTH CENTRA CARE LEESBURG		1,888	167	8%	2,055
NCH DOWNTOWN NAPLES HOSPITAL	8	1,793	247	12%	2,048
MARINERS HOSPITAL		1,855	175	9%	2,030
DOCTORS TEST CENTERS		1,786	244	12%	2,030
PHYSICIANS REGIONAL MEDICAL CENTER - COLLIER BLVD	1	1,521	506	25%	2,028
PHYSICIANS STAT LAB	2	967	1,044	52%	2,013
BAYFRONT HEALTH - SPRING HILL		1,841	172	9%	2,013
PALMS MEDICAL GROUP	5	1,473	528	26%	2,006
CLARITY LAB SOLUTIONS		1,734	263	13%	1,997
NCH NORTH NAPLES HOSPITAL	3	1,716	266	13%	1,985
BAPTIST HEALTHCARE - GULF BREEZE HOSPITAL	3	1,675	287	15%	1,965
DOC SMILEY'S URGENT CARE		1,705	247	13%	1,952
BAPTIST HEALTH - CLAY		1,658	271	14%	1,929
ADVENTHEALTH PROMPT CARE	1	1,356	563	29%	1,920
BAPTIST HEALTH EMERGENCY CENTER COUNTRY WALK	1	1,613	306	16%	1,920
BAYA PHARMACY & URGENT CARE		1,327	573	30%	1,900
BAPTIST HEALTH - OAKLEAF		1,572	324	17%	1,896
ADVENTHEALTH CENTRA CARE COLONIAL TOWN		1,772	120	6%	1,892
HealthSentry_UHS	1	1,751	127	7%	1,879
NXGEN MDX LLC	3	1,710	162	9%	1,875
ADVENT HEALTH - NEW SMYRNA		1,461	412	22%	1,873
ESCAMBIA COMMUNITY CLINICS INC	4	1,404	450	24%	1,858
MEDEXPRESS URGENT CARE CAPE CORAL		1,602	240	13%	1,842
SCION LAB SERVICES LLC	18	1,697	126	7%	1,841
PROHEALTH		707	1,099	61%	1,806
HEALTH FIRST ADVENTHEALTH CENTRA CARE COCOA		1,693	108	6%	1,801
FLORIDA FAMILY LABORATORY, INC DBA	3	1,672	124	7%	1,799
LABORATORY OF FLORIDA LLC	40	1,641	112	6%	1,793
BAPTIST HEALTH SOUTH FLORIDA - MIAMI BEACH URGENT CARE		1,545	247	14%	1,792
MEDEXPRESS URGENT CARE - DELAND		1,661	127	7%	1,788
EMERALD COAST URGENT CARE, LLC	1	1,333	419	24%	1,753
EMERALD COAST URGENT CARE LLC		1,322	392	23%	1,714
NCF DIAGNOSTICS & DNA TECHNOLOGIES LAB	46	1,418	207	12%	1,671
MINUTECLINIC LLC # 0709		1,431	226	14%	1,657



# COVID-19: testing by laboratory

Data through Dec 27, 2020 verified as of Dec 28, 2020 at 09:25 AM

Data in this report are provisional and subject to change.

The numbers in the table below represent the number of Florida and non-Florida residents for whom test results were received by the Department of Health. A person can be tested by more than one laboratory and can have both positive and negative results. **Therefore, the sum of the numbers in each column will be larger than the total number of people tested.**

Reporting lab	Inconclusive	Negative	Positive	Percent positive	Total
GENUS3		1,593	64	4%	1,657
ASSOCIATED PATHOLOGISTS, LLC	3	1,375	273	17%	1,651
FLOWERS HOSPITAL		1,485	145	9%	1,630
MEDEXPRESS PORT CHARLOTTE		1,508	117	7%	1,625
MEDEXPRESS URGENT CARE LEHIGH ACRES		1,464	157	10%	1,621
ADVENTIST HEALTH SYSTEMS SUNBELT IN DBA		1,527	88	5%	1,615
JW PLASTIC SURGERY		1,368	237	15%	1,605
HEALTH FIRST ADVENTHEALTH CENTRA CARE MALABAR		1,479	125	8%	1,604
TAMPA COMMUNITY HOSPITAL		1,341	254	16%	1,595
MEDEXPRESS FORT MYERS		1,396	188	12%	1,584
OPTEO LABORATORY		1,521	33	2%	1,554
ADVENTHEALTH CENTRA CARE KIDS LAKE MARY		1,449	72	5%	1,521
ADVENT HEALTH CENTRA CARE -WINTER PARK KIDS URGENT CARE		1,374	118	8%	1,492
PREMIER URGENT CARE OF BREVARD LLC		1,259	215	15%	1,474
VENTURE MEDICAL OF FLORIDA LLC		1,342	122	8%	1,464
FLORIDA COMMUNITY HEALTH CENTER		1,196	258	18%	1,454
SPARROW HEALTHCARE	2	1,239	210	14%	1,451
MELBOURNE MEDICAL LABORATORY	2	1,266	180	12%	1,448
BIOCERNA LLC	9	1,248	164	12%	1,421
MINUTECLINIC LLC #3631		1,211	209	15%	1,420
MINUTECLINIC LLC 5852		1,208	203	14%	1,411
PATIENTS CHOICE LABORATORIES		828	581	41%	1,409
MEDFAST URGENT CARE CENTERS LLC		102	1,307	93%	1,409
NORTH SHORE LONG ISLAND JEWISH HEALTH		1,347	58	4%	1,405
UHEALTH DEERFIELD BEACH/UMSYLVESTER DEERFIELD BEACH LABORATORY	3	1,341	53	4%	1,397
ADVANCE MEDICAL OF NAPLES		309	1,064	77%	1,373
MEDEXPRESS URGENT CARE - VERO BEACH		1,205	158	12%	1,363
JACKSON HOSPITAL CLINICAL LABORATORY		1,175	185	14%	1,360
ASCENSION ST VINCENT'S - SOUTHSIDE		1,309	49	4%	1,358
MARTIN HEALTH SYSTEM - ST LUCIE WEST		1,216	121	9%	1,337
FLORIDA MEDICAL CLINIC	2	741	594	44%	1,337
LABTECH DIAGNOSTIC		1,086	247	19%	1,333
DYNIX DIAGNOSTIX		1,126	198	15%	1,324
PARAMOUNT URGENT CARE - WINDERMERE		892	409	31%	1,301
DONALD W ROBERTSON DO PA		994	299	23%	1,293
BARDMOOR LABORATORY	6	1,109	170	13%	1,285
MEDONE PLLC		998	264	21%	1,262
NCH NORTHEAST	6	952	300	24%	1,258
IGENOMIX USA LLC	38	1,107	109	9%	1,254
ASSURANCE SCIENTIFIC LABORATORIES	1	1,003	250	20%	1,254
ARCPOINT LABS		739	514	41%	1,253
MEDEXPRESS URGENT CARE - CLEWISTON		1,086	166	13%	1,252
PARAMOUNT URGENT CARE - ORLANDO		893	358	29%	1,251
MEDEXPRESS URGENT CARE CORAL SPRINGS		1,152	93	7%	1,245
MC DIAGNOSTIC OF CONNECTICUT, PC #2220		1,057	177	14%	1,234
GESSLER CLINIC		739	486	40%	1,225



# COVID-19: testing by laboratory

Data through Dec 27, 2020 verified as of Dec 28, 2020 at 09:25 AM

Data in this report are provisional and subject to change.

The numbers in the table below represent the number of Florida and non-Florida residents for whom test results were received by the Department of Health. A person can be tested by more than one laboratory and can have both positive and negative results. **Therefore, the sum of the numbers in each column will be larger than the total number of people tested.**

Reporting lab	Inconclusive	Negative	Positive	Percent positive	Total
CLINICORE		1,124	91	7%	1,215
ACCESS MEDICAL LABS		746	448	38%	1,194
SHELL POINT NURSING PAVILION	1	1,157	35	3%	1,193
CAREFAST+		835	355	30%	1,190
UNIVERSITY OF ALABAMA AT BIRMINGHAM		1,143	27	2%	1,170
EMERGENCY PHYSICIANS MEDICAL CENTER		251	914	78%	1,165
ADVENTHEALTH CENTRA CARE		1,052	107	9%	1,159
PARAMOUNT URGENT CARE - OVIEDO		735	411	36%	1,146
BAPTIST HEALTH SOUTH FLORIDA - COUNTRY WALK URGENT CARE EXPRESS		982	143	13%	1,125
NYU HOSPITALS CENTER CLINICAL LABORATORIES		1,085	34	3%	1,119
CARENOW URGENT CARE		737	380	34%	1,117
CAPSTONE HEALTHCARE		782	327	29%	1,109
TEMPUS CLINICAL LABORATORY	9	978	121	11%	1,108
ACCU REFERENCE MEDICAL LAB		717	388	35%	1,105
MINUTECLINIC LLC #4415		902	202	18%	1,104
ADVENT HEALTH - DADE CITY		985	106	10%	1,091
PATIENTS FIRST - THOMASVILLE ROAD		953	130	12%	1,083
VERITAS GENETICS	55	928	96	9%	1,079
LEE HEALTH CONVENIENT CARE - PAGE FIELD		904	168	16%	1,072
BAY MEDICAL CENTER SACRED HEART HEALTH SYSTEM		792	277	26%	1,069
VAVA PARTNERS LLC		436	628	59%	1,064
RAINBOW RIVER MEDICAL LABORATORY		977	82	8%	1,059
ADVENTHEALTH CENTRA CARE CONWAY		934	122	12%	1,056
PARRISH MEDICAL CENTER	1	929	113	11%	1,043
MINUTECLINIC LLC #5249		839	194	19%	1,033
AMELIA EXPRESS CARE		642	390	38%	1,032
BAPTIST HEALTH SOUTH FLORIDA - KEY BISCANE URGENT CARE EXPRESS		895	121	12%	1,016
LAB24 INC	3	348	665	65%	1,016
EPN URGENT CARE NAPLES	2	746	261	26%	1,009
TOM LEE COMMUNITY HEALTH CENTER		682	324	32%	1,006
PHYSICIANS PRIMARY CARE	2	854	138	14%	994
COASTAL LABORATORIES		779	208	21%	987
PHARMCO RX	1	881	97	10%	979
VERITOR		821	116	12%	937
MINUTECLINIC LLC #5253		817	118	13%	935
QUICK CARE MED PL	2	798	135	14%	935
MEDEXPRESS URGENT CARE BOCA RATON		874	60	6%	934
VRL EUROFINIS - DALLAS		913	13	1%	926
GENESIS LABORATORY MANAGEMENT	6	776	139	15%	921
MINUTECLINIC LLC #3463		778	131	14%	909
ASCENSION SACRED HEART - GULF		721	186	21%	907
NORTH FLORIDA PEDIATRICS-TALLAHASSEE		840	65	7%	905
MINUTECLINIC LLC #5854		767	132	15%	899
BAYFRONT HEALTH - CITRUS HILLS		755	140	16%	895
PHYSICIAN ASSOCIATES		811	77	9%	888
FAST TRACK URGENT CARE CENTER		4	874	100%	878

# COVID-19: testing by laboratory

Data through Dec 27, 2020 verified as of Dec 28, 2020 at 09:25 AM

Data in this report are provisional and subject to change.

The numbers in the table below represent the number of Florida and non-Florida residents for whom test results were received by the Department of Health. A person can be tested by more than one laboratory and can have both positive and negative results. **Therefore, the sum of the numbers in each column will be larger than the total number of people tested.**

Reporting lab	Inconclusive	Negative	Positive	Percent positive	Total
GENE TOX WORLDWIDE	60	720	97	11%	877
AMELIA EXPRESS CARE LLC		765	100	12%	865
MEDEXPRESS URGENT CARE - JAX ATLANTIC BLVD		786	76	9%	862
HOLIDAY CVS LLC DBA CVSPHARMACY #5155		829	27	3%	856
STEWART REFERENCE LABORATORY	1	539	308	36%	848
PEDIATRIC HEALTH CARE ALLIANCE - NORTHDAL		762	64	8%	826
HISTOPATHOLOGY SERVICES, LLC		729	91	11%	820
FLORIDA HOSPITAL ORLANDO		743	74	9%	817
LAKE WALES MEDICAL CENTER INC		725	91	11%	816
MINUTECLINIC LLC #5190		694	119	15%	813
PENSACOLA PEDIATRICS PA	1	707	101	12%	809
ASCENSION ST VINCENT'S - CLAY		775	29	4%	804
LENCO MEDICAL LABORATORY		776	26	3%	802
MINI ER WATERFORD LAKES, THE		697	101	13%	798
NITE LITE PEDIATRICS		228	562	71%	790
PHAROS HEALTH		623	167	21%	790
PRIMEHEALTH URGENT CARE INC		683	102	13%	785
STAGEZERO LIFE SCIENCES INC	1	725	59	8%	785
ELLENTON URGENT CARE		572	212	27%	784
SOLARIS HEALTHCARE PALATKA		766	13	2%	779
ST ANNES NURSING CENTER		763	14	2%	777
PARAMOUNT URGENT CARE VILLAGES		506	262	34%	768
MACDILL AIR FORCE BASE		709	51	7%	760
MINUTECLINIC LLC #7886		679	80	11%	759
BAPTIST HEALTHCARE - JAY HOSPITAL		595	160	21%	755
UHEALTH CLINIC AT WALGREENS		625	127	17%	752
DYNIX DIAGNOSTICS	2	522	211	29%	735
PRO CLINIC		610	115	16%	725
WHITE WILSON MEDICAL CENTER		86	638	88%	724
DEPARTMENT OF CLINICAL LABS		707	13	2%	720
NONE		308	411	57%	719
CENTRA CARE		443	274	38%	717
ACCESS POINT HEALTHCARE URGENT & PRIMARY CARE		560	156	22%	716
CAREFAST MURABELLA		501	213	30%	714
DISNEY COVID TEST SITE		703	9	1%	712
ADVENT HEALTH LAB - ORLANDO		430	276	39%	706
NAPLES URGENT CARE	1	452	250	36%	703
CHARLES AIESI CONSULTING INC	1	639	62	9%	702
PRIMARY CARE OF THE TREASURE COAST		617	79	11%	696
ED FRASER MEMORIAL HOSPITAL		542	153	22%	695
DOC SMILEYS URGENT CARE LLC		561	127	18%	688
BAPTIST HEALTH EMERGENCY CENTER AT WEST CORAL WAY		529	159	23%	688
PREMIER MEDICAL LABORATORY SERVICES	1	463	222	32%	686
EUROFINS NTD, LLC		641	35	5%	676
MINI ER ADULT AND PEDIATRIC URGENT CARE		574	98	15%	672
TYNDALL AIR FORCE BASE		529	136	20%	665

# COVID-19: testing by laboratory

Data through Dec 27, 2020 verified as of Dec 28, 2020 at 09:25 AM

Data in this report are provisional and subject to change.

The numbers in the table below represent the number of Florida and non-Florida residents for whom test results were received by the Department of Health. A person can be tested by more than one laboratory and can have both positive and negative results. **Therefore, the sum of the numbers in each column will be larger than the total number of people tested.**

Reporting lab	Inconclusive	Negative	Positive	Percent positive	Total
VENICE REGIONAL MEDICAL CENTER		573	86	13%	659
WILLOWBROOKE COURT AT EDGEWATER POINTE ESTATES		645	8	1%	653
NCH HEALTHCARE SYSTEM MICROBIOLOGY LAB		1	651	100%	652
CENTRA CARE - SOUTH ORANGE		476	175	27%	651
COASTAL PEDIATRIC GROUP		575	75	12%	650
MINUTECLINIC LLC #5069		561	88	14%	649
MAVERICK LABS		456	186	29%	642
MARION E FETHER MEDICAL CENTER, THE		590	46	7%	636
BROWNWOOD CARE CENTER		552	77	12%	629
BAPTIST HEALTH - MD ANDERSON CANCER CENTER		620	4	1%	624
THE HEALTH CENTER OF PLANT CITY		616	7	1%	623
MINUTECLINIC, LLC DBA MINUTECLINIC #4717		602	15	2%	617
NEIGHBORHOOD MEDICAL CENTER INC	9	563	36	6%	608
HOLY CROSS HOSPITAL		12	596	98%	608
VITAS HEALTHCARE CORPORATION OF FLA		600	3	0%	603
MINUTECLINIC LLC #3705		541	60	10%	601
PATIENTS FIRST - MAHAN DRIVE		164	435	73%	599
ADVENT HEALTH CENTRA CARE - MOUNT DORA		276	321	54%	597
CVS HEALTH		432	164	28%	596
DOCTOR'S MEMORIAL HOSPITAL		464	128	22%	592
FLAGLER HOSPITAL	8	29	552	94%	589
TREASURE COAST MEDICAL ASSOCIATES INC		450	128	22%	578
ADVENT HEALTH CENTRA CARE - WATERFORD LAKES		481	94	16%	575
Victoria Nursing and Rehabilitation Center		545	29	5%	574
PALM HARBOR PHARMACY		495	79	14%	574
POINT OF CARE TESTING SITE		550	23	4%	573
DR G'S URGENT CARE		502	69	12%	571
PARAMOUNT URGENT CARE - CLERMONT		426	143	25%	569
Tampa Lakes Health and Rehabilitation Center	2	500	65	11%	567
BOND URGENT CARE LLC		422	145	26%	567
SANTA ROSA MEDICAL GROUP		462	98	18%	560
Community_Health		447	111	20%	558
NCHMD INC		447	102	19%	549
VETERANS AFFAIRS MEDICAL CENTER - JAMES A HALEY			549	100%	549
ADDICTION LABS OF AMERICA	2	508	39	7%	549
VITAE DIAGNOSTICS		534	13	2%	547
LEE COUNTY EMERGENCY MEDICAL SERVICE		480	65	12%	545
KENDALL HEALTHCARE PROPERTIES DBA	2	526	16	3%	544
MANOR PINES CONVALESCENT CENTER LLC	1	526	15	3%	542
PALACE NURSING HOME & REHAB CENTER		538	3	1%	541
TACACHALE CLINICAL LABORATORY		522	18	3%	540
MOUNT SINAI LABORATORY		520	20	4%	540
MEDICAL FP - WHOLE FAMILY HEALTH CENTER		427	112	21%	539
MINUTECLINIC LLC		468	68	13%	536
NCF DIAGNOSTICS & DNA TECHNOLOGIES	15	199	318	60%	532
COVANCE CLINICAL RESEARCH UNIT INC		523	8	2%	531

# COVID-19: testing by laboratory

Data through Dec 27, 2020 verified as of Dec 28, 2020 at 09:25 AM

Data in this report are provisional and subject to change.

The numbers in the table below represent the number of Florida and non-Florida residents for whom test results were received by the Department of Health. A person can be tested by more than one laboratory and can have both positive and negative results. **Therefore, the sum of the numbers in each column will be larger than the total number of people tested.**

Reporting lab	Inconclusive	Negative	Positive	Percent positive	Total
HOLMES REGIONAL MEDICAL CENTER		5	526	99%	531
ECCOLAB GROUP	1	143	386	73%	530
The Sands at South Beach		526	4	1%	530
UNIVERSITY OF WEST FLORIDA STUDENT HEALTH SERVICES	1	434	92	17%	527
PRIMARY CARE SERVICES AT INDIAN RIVER ESTATES		520	7	1%	527
LABORATORY SPECIALISTS OF MICHIGAN		361	166	31%	527
TENNESSEE DOH - NASHVILLE	2	464	58	11%	524
ST JOHN'S NURSING CENTER		514	8	2%	522
SOUTHEAST ALABAMA MEDICAL CENT		471	49	9%	520
GENEIQ		491	26	5%	517
SHORELINE PHYSICIAN GROUP		333	183	35%	516
NORTH SHORE LIJ URGENT CARE PC		489	25	5%	514
NORTH FLORIDA PEDIATRICS - LAKE CITY		366	148	29%	514
MINUTECLINIC LLC #5214		476	37	7%	513
PARAMOUNT URGENT CARE INC		243	269	53%	512
MINUTECLINIC LLC #3662		448	62	12%	510
SEBASTIAN RIVER MEDICAL CENTER	2	400	104	21%	506
MINUTECLINIC LLC # 0514		461	44	9%	505
OPTUM LABS LLC		409	95	19%	504
MINUTECLINIC LLC # 3579		437	63	13%	500
MINUTE CLINIC LLC		440	60	12%	500
MOLECULAR INFECTIOUS DISEASES		492	7	1%	499
GULF COAST MOLECULAR LABORATORIES	11	414	73	15%	498
JOHN KNOX VILLAGE HEALTH CENTER		489	8	2%	497
GULF COAST VILLAGE		472	25	5%	497
TREE HOUSE PEDIATRICS PLLC		451	46	9%	497
CLINICAL PATHOLOGY LABS		386	106	22%	492
CREEKSIDE CARE CENTER	1	406	84	17%	491
GOLDEN GLADES NURSING & REHABILITATION CTR		482	6	1%	488
MID-FLORIDA PATHOLOGY		385	96	20%	481
DAVITA LABORATORY		426	55	11%	481
VILLA MARIA NURSING & REHAB CENTER INC	1	469	11	2%	481
PALM GARDEN OF PORT SAINT LUCIE		474	5	1%	479
MEDICAL VB		368	111	23%	479
VETERANS AFFAIRS MEDICAL CENTER - BAY PINES		16	462	97%	478
LIFE CARE CENTER OF NEW PORT RICHEY		447	28	6%	475
BRASHEAR'S VITAL CARE CORP		289	184	39%	473
C.W. BILL YOUNG VA MEDICAL CENTER		17	456	96%	473
KEYS AHEC SCHOOL MEDICAL CLINIC	6	407	57	12%	470
MINUTECLINIC LLC #7887		423	46	10%	469
NORTH OKALOOSA MEDICAL CENTER		257	209	45%	466
LIFE CARE CENTER OF ORANGE PARK		456	9	2%	465
MEDRITE MEDICAL CARE, PC	221	216	25	5%	462
COASTAL URGENT CARE		374	86	19%	460
Signature HealthCare Center of Waterford		445	12	3%	457
CLARITY LABS		394	62	14%	456

# COVID-19: testing by laboratory

Data through Dec 27, 2020 verified as of Dec 28, 2020 at 09:25 AM

Data in this report are provisional and subject to change.

The numbers in the table below represent the number of Florida and non-Florida residents for whom test results were received by the Department of Health. A person can be tested by more than one laboratory and can have both positive and negative results. **Therefore, the sum of the numbers in each column will be larger than the total number of people tested.**

Reporting lab	Inconclusive	Negative	Positive	Percent positive	Total
HOLMES REG MED CENTER CLINICAL LAB		387	69	15%	456
JACKSON MEMORIAL LONG TERM CARE CENTER		446	10	2%	456
INTEGRITY LABORATORIES, LLC	1	356	97	21%	454
LIFE CARE CENTER OF HILLIARD		443	9	2%	452
ANY LAB TEST NOW	1	310	140	31%	451
WOODLANDS MEDICAL SPECIALISTS		346	101	23%	447
MINUTECLINIC LLC #1055		352	94	21%	446
CLEWISTON NURSING AND REHABILITATION CENTER		439	4	1%	443
CONSULATE HEALTH CARE OF NEW PORT RICHEY		433	9	2%	442
MINUTECLINIC LLC #1771		386	55	12%	441
NEW YORK HOSPITAL LABORATORIES	1	429	11	2%	441
MEMORIAL PEMBROKE 24/7 CARE CENTER		337	102	23%	439
FISHERMENS HOSPITAL CLINICAL LAB		405	33	8%	438
ARCPPOINT LABS OF CORAL SPRINGS FL		405	32	7%	437
ALTRU DIAGNOSTICS INC	2	410	25	6%	437
INTERLACHEN PEDIATRICS		417	19	4%	436
EDEN SPRINGS NURSING AND REHAB CENTER		365	70	16%	435
FLORIDA DEPARTMENT OF HEALTH IN POLK COUNTY	2	345	87	20%	434
PATIENTS FIRST LAKE ELLA MEDICAL CENTER		392	39	9%	431
MINUTECLINIC LLC # 3686		367	64	15%	431
EMERALD SHORES HEALTH AND REHABILITATION		353	77	18%	430
AVECINA MEDICAL JULINGTON	1	240	189	44%	430
MIAMI JEWISH HEALTH SYSTEMS		416	14	3%	430
CONSULATE HEALTHCARE OF VERO BEACH	12	401	17	4%	430
NORTH FLORIDA PEDIATRICS PA - SUWANNEE		349	80	19%	429
ST CLOUD REGIONAL MEDICAL CENTER CLINICAL LAB		378	50	12%	428
MINUTECLINIC, LLC (CLINIC 10699)		370	58	14%	428
SMA SPECIALTY MEDICAL LAB		115	311	73%	426
JACKSON MEMORIAL PERDUE MEDICAL CENTER		412	13	3%	425
MYTEST DIAGNOSTICS		395	29	7%	424
MINUTECLINIC LLC #8396		376	48	11%	424
RIVER GARDEN HEBREW HOME FOR THE AGED		377	45	11%	422
GARCIA CLINICAL LABORATORY		28	392	93%	420
ADVENT HEALTH CENTRA CARE - PORT ORANGE		29	391	93%	420
MINUTECLINIC LLC #7173		377	41	10%	418
ENZO CLINICAL LABS INC	1	401	15	4%	417
THERADOC		152	265	64%	417
FLO-MEDILAB SERVICES LLC		186	231	55%	417
NEW PLANT CITY FAMILY CARE	1	221	193	47%	415
FOUNTAIN MANOR HEALTH AND REHAB CENTER	1	398	13	3%	412
Good Samaritan Society Kissimmee Village		353	58	14%	411
LEHIGH REGIONAL MEDICAL CENTER LAB		368	41	10%	409
Southern Oaks Care Center	1	386	20	5%	407
PALM GARDEN OF VERO BEACH		382	25	6%	407
HEALTH CENTER AT BRENTWOOD	1	372	31	8%	404
THE PRESERVE		400	4	1%	404

# COVID-19: testing by laboratory

Data through Dec 27, 2020 verified as of Dec 28, 2020 at 09:25 AM

Data in this report are provisional and subject to change.

The numbers in the table below represent the number of Florida and non-Florida residents for whom test results were received by the Department of Health. A person can be tested by more than one laboratory and can have both positive and negative results. **Therefore, the sum of the numbers in each column will be larger than the total number of people tested.**

Reporting lab	Inconclusive	Negative	Positive	Percent positive	Total
MINUTECLINIC LLC #3635		365	38	9%	403
MINUTECLINIC LLC #1067		347	53	13%	400
VETERANS AFFAIRS MEDICAL CENTER		40	359	90%	399
TIDE LABORATORIES		356	42	11%	398
MINUTECLINIC LLC #1821		360	38	10%	398
HMA SANTA ROSA MEDICAL CENTER LLC DBA		315	83	21%	398
FORT MYERS INTERNAL MEDICINE, LLC		365	32	8%	397
ADVENT HEALTH CENTRA CARE - WINTER PARK		258	138	35%	396
MINI ER AND URGENT CARE		289	105	27%	394
SPECTOR SCIENTIFIC LAB	1	188	204	52%	393
INTELEX LABS, LLC		375	16	4%	391
HILLCREST HEALTH CARE & REHABILITATION CENTER		382	8	2%	390
BARBER		13	376	97%	389
THE PALACE AT HOMESTEAD	1	375	12	3%	388
MINUTECLINIC LLC #3291		348	40	10%	388
LAUDERDALE NURSING CENTER LLC	1	373	10	3%	384
PROJECT HEALTH, INC SUMTERVILLE	5	331	47	12%	383
PALM GARDEN OF JACKSONVILLE	2	338	41	11%	381
NCH HEALTHCARE BONITA		275	104	27%	379
MED FAST URGENT CARE CENTER		130	249	66%	379
The Manor at Blue Water Bay		345	34	9%	379
Point of Care Testing	1	105	271	72%	377
MANOR AT CARPENTERS		355	21	6%	376
WILLOW BROOKE COURT AT INDIAN RIVER ESTATES		342	34	9%	376
BAYA PHARMACY WEST		8	368	98%	376
INTERLACHEN PEDIATRICS PA		355	18	5%	373
NEW YORK PRESBYTERIAN - CUMC CLINICAL		357	16	4%	373
MEDONE URGENT CARE CENTER		149	222	60%	371
URGENT CARE BETHESDA	1	318	52	14%	371
MINUTECLINIC LLC #3671		329	42	11%	371
PRIMARY CARE SERVICES AT ST ANDREWS ESTATES		370			370
HENDRY REGIONAL MEDICAL CENTER		107	263	71%	370
HARTS HARBOR HEALTH CARE CENTER		366	3	1%	369
VALENCIA HILLS HEALTH AND REHABILITATION CENTER		360	8	2%	368
Colonial Lakes Health Care		362	6	2%	368
WEST GABLES HEALTH CARE CENTER		360	8	2%	368
MOORINGS PARK INSTITUTE, INC, THE		357	10	3%	367
Crestview Rehabilitation Center	1	242	123	34%	366
ETHOS WELLNESS PHARMACY		342	24	7%	366
PENSACOLA PEDIATRICS	1	252	112	31%	365
ADVENT HEALTH - TAMPA		148	217	59%	365
Plantation Bay Rehabilitation Center		356	6	2%	362
BROAD INSTITUTE CLINICAL SEQUENCING RESEARCH PLATFORM	1	354	7	2%	362
Williston Care Center		355	5	1%	360
CLIFFORD CHESTER SIMS STATE VETERANS		352	5	1%	357
INFORM DIAGNOSTICS		349	6	2%	355

# COVID-19: testing by laboratory

Data through Dec 27, 2020 verified as of Dec 28, 2020 at 09:25 AM

Data in this report are provisional and subject to change.

The numbers in the table below represent the number of Florida and non-Florida residents for whom test results were received by the Department of Health. A person can be tested by more than one laboratory and can have both positive and negative results. **Therefore, the sum of the numbers in each column will be larger than the total number of people tested.**

Reporting lab	Inconclusive	Negative	Positive	Percent positive	Total
FLORIDA DEPT OF HEALTH IN BREVARD COUNTY	3	300	51	14%	354
FAIR HAVENS CENTER, OPCO		349	5	1%	354
NAVAL HOSPITAL - JACKSONVILLE		41	311	88%	352
SMA LAB		285	67	19%	352
ADVENT HEALTH CENTRA CARE - LAKE MARY	2	99	249	71%	350
BAYSHORE DIAGNOSTICS		309	40	11%	349
SANTA ROSA CENTER FOR REHABILITATION AND HEALING		305	44	13%	349
SANFORD LABORATORIES		325	23	7%	348
PROHEALTH MEDICAL CLINIC		62	285	82%	347
PALM GARDEN OF OCALA		330	16	5%	346
BALDOMERO LOPEZ STATE VETERANS NURSING HOME	2	343	1	0%	346
PARKLANDS FACILITY INC	4	337	4	1%	345
MINUTECLINIC LLC # 3930		307	37	11%	344
LIFE CARE CENTER OF PENSACOLA		331	13	4%	344
KETAMINE HEALTH CENTERS LLC		315	27	8%	342
LAKELAND REGIONAL HEALTH - PWC/OB		35	306	90%	341
ST ANDREWS BAY SKILLED NURSING &		336	5	1%	341
NORTHEAST FLORIDA NEUROLOGY CLINICS, INC		297	43	13%	340
SELECT REFERENCE LABORATORIES, LLC	1	326	12	4%	339
MY CLINICAL LAB		223	114	34%	337
UR MEDICINE LABS- CENTRAL LABORATORY		324	13	4%	337
VETERANS AFFAIRS MEDICAL CENTER - GAINESVILLE		2	335	99%	337
NORTH FLORIDA REHABILITATION & SPECIALTY CARE		332	3	1%	335
GENESIS DIAGNOSTICS		234	101	30%	335
BALDWIN PEDIATRICS	1	318	16	5%	335
MINUTECLINIC LLC #3814		275	60	18%	335
MEDONE URGENT CARE AT ST. AUGUSTINE		111	224	67%	335
CRUCIAL CARE EMERGENCY MEDICINE DOCTORS		273	60	18%	333
HARBOUR HEALTH CENTER		328	4	1%	332
GROWING TOGETHER PEDIATRICS LLC		307	24	7%	331
MINUTECLINIC LLC #3003		266	64	19%	330
VRL EUROFINs		320	10	3%	330
SIPARADIGM, DIAGNOSTIC INFORMATICS		273	56	17%	329
READY RESPONDERS FLORIDA, PLLC		279	50	15%	329
MINUTECLINIC LLC		295	33	10%	328
SOLARIS HEALTHCARE CHARLOTTE HARBOR		314	14	4%	328
FIU-HEALTH AUXILIARY LABORATORY		302	26	8%	328
NORTH PINELLAS STATMED QUICK QUALITY CLINICS		236	92	28%	328
FAMILY HEALTH CENTERS OF SWF LABS	2	273	52	16%	327
FERNANDINA BEACH REHAB AND NURSING	1	324	1	0%	326
TRI-COUNTY NURSING AND REHABILITATION CENTER INC		311	15	5%	326
INDIAN RIVER CTR, LLC		296	30	9%	326
MINUTECLINIC LLC #476		275	50	15%	325
PEDIATRIC HEALTHCARE ALLIANCE PA		298	27	8%	325
DOCTORS CENTER,THE		257	66	20%	323
USAFSAM/PHE		173	150	46%	323

# COVID-19: testing by laboratory

Data through Dec 27, 2020 verified as of Dec 28, 2020 at 09:25 AM

Data in this report are provisional and subject to change.

The numbers in the table below represent the number of Florida and non-Florida residents for whom test results were received by the Department of Health. A person can be tested by more than one laboratory and can have both positive and negative results. **Therefore, the sum of the numbers in each column will be larger than the total number of people tested.**

Reporting lab	Inconclusive	Negative	Positive	Percent positive	Total
MINUTECLINIC LLC #4458		268	53	17%	321
NSPIRE HEALTHCARE MIAMI LAKES	3	307	9	3%	319
Stacey Health Care Centers Inc. dba Riverside Care Center		301	18	6%	319
DOH - INDIAN RIVER		267	52	16%	319
NORTH FLORIDA PEDIATRICS PA		277	42	13%	319
MIDWAY SPECIALTY CARE CENTER	3	202	113	36%	318
ADVENTHEALTH EXPRESS CARE		153	165	52%	318
MIDWAY SPECIATLY CARE CENTER		191	126	40%	317
MINUTECLINIC, LLC #4015		251	65	21%	316
CITY MEDICAL OF NEW JERSEY, PC		287	28	9%	315
PEDIATRICS OF CENTRAL FLORIDA PA	9	287	19	6%	315
CORE DIAGNOSTIC LABORATORIES LLC		236	79	25%	315
SIGNATURE HEALTHCARE OF BROOKWOOD GARDENS		313	1	0%	314
PALM BAY HOSPITAL CLINICAL LABORATORY		151	163	52%	314
TREASURE COAST COMMUNITY HEALTH	3	278	33	11%	314
ABBAY DELRAY		311	3	1%	314
CITRUS NURSING CENTER LLC		299	15	5%	314
MAYFLOWER ASSISTED LIVING		311	1	0%	312
RUSKIN HEALTH CENTER		203	109	35%	312
GENESIS MEDICAL LABORATORY MIAMI FL.		83	228	73%	311
MANOR CARE HEALTH SERVICES - FT MYERS		302	9	3%	311
ADVENT HEALTH CENTRA CARE - LEESBURG		13	296	96%	309
GOLDEN GATE FAMILY CLINIC		83	225	73%	308
FLORIDA HOSPITAL WAUCHULA		206	102	33%	308
FLORIDA HOSPITAL MEDICAL GROUP		242	64	21%	306
MEDSCAN LABORATORY INC	1	161	144	47%	306
MEDEXPRESS LUTZ		3	302	99%	305
VILLAGE AT VIENNA SQUARE,THE□	6	294	5	2%	305
APP-UNIPATH, LLC	2	290	12	4%	304
MINUTECLINIC LLC, #10357		303	1	0%	304
BLOUNTSTOWN REHABILITATION CENTER LLC		212	91	30%	303
PHYSICIANS PRIMARY CARE LAB		260	41	14%	301
PALM GARDEN OF TAMPA		299	2	1%	301
CORAL TRACE HEALTH CARE□	1	295	4	1%	300
FLORIDA GULF COAST UNIVERSITY		151	149	50%	300
BOND AND STEELE CLINIC PA		170	129	43%	299
MINUTECLINIC LLC #7973		262	37	12%	299
ADVENT HEALTH CENTRA CARE - PALM COAST		41	257	86%	298
Palmetto Subacute Care Center		290	7	2%	297
CYPRESS VILLAGE		287	10	3%	297
ADVENT HEALTH CENTRA CARE - TITUSVILLE		56	241	81%	297
ASAP LAB LLC		198	98	33%	296
CONSULATE HEALTH CARE OF BAYONET POINT	3	288	5	2%	296
BUENA VISTA URGENT CARE		264	32	11%	296
MANOR OAKS NURSING & REHAB CENTER	1	293	1	0%	295
CATALYST WALK IN CLINIC		220	72	25%	292



# COVID-19: testing by laboratory

Data through Dec 27, 2020 verified as of Dec 28, 2020 at 09:25 AM

Data in this report are provisional and subject to change.

The numbers in the table below represent the number of Florida and non-Florida residents for whom test results were received by the Department of Health. A person can be tested by more than one laboratory and can have both positive and negative results. **Therefore, the sum of the numbers in each column will be larger than the total number of people tested.**

Reporting lab	Inconclusive	Negative	Positive	Percent positive	Total
NORTHWEST MEDICAL CENTER CLINICAL LABORATORY		175	116	40%	291
HAINES CITY REHABILITATION AND NURSING CENTER		280	11	4%	291
CORAL BAY HEALTHCARE AND REHABILITATION	1	286	3	1%	290
EAST LAKE PEDIATRICS		238	52	18%	290
ARCPPOINTS LABS		254	35	12%	289
AUBURN UNIVERSITY MEDICAL CLINIC		227	62	21%	289
MINUTECLINIC LLC #4024		251	35	12%	286
MINUTECLINIC LLC #7225		246	39	14%	285
BAPTIST PRIMARY CARE	2	228	55	19%	285
LIFE CARE CENTER OF OCALA		277	7	2%	284
SPECIALTY HEALTH AND REHABILITATION CENTER		260	23	8%	283
LIFEBRITE	1	118	164	58%	283
Life Care Center at Wells Crossing		267	15	5%	282
LAKELAND REGIONAL HEALTH SYSTEMS INC		16	266	94%	282
BOCA BIOLISTICS REFERENCE LABORATORY	2	185	95	34%	282
HENDRY REGIONAL MEDICAL CENTER CLINICAL LABORATORY		198	84	30%	282
FLAGLER COUNTY HEALTH DEPARTMENT		243	39	14%	282
DELTONA HEALTH CARE		259	22	8%	281
BIOCEPT		264	16	6%	280
ORLANDO HEALTH CENTER FOR REHABILITATION		274	6	2%	280
PALM GARDEN OF GAINESVILLE	2	275	2	1%	279
MINUTECLINIC LLC #3285		244	34	12%	278
RICARDO NAVARRO DO PA		258	20	7%	278
Ocala Health and Rehabilitation Center		271	6	2%	277
PRUITT HEALTH-SANTA ROSA		275	2	1%	277
MEDFAST URGENT CARE CENTERS		8	268	97%	276
XYZ LABORATORY	2	246	26	9%	274
MINUTECLINIC, LLC #3204		228	46	17%	274
PHYSICIANS REGIONAL WALK-IN		184	90	33%	274
FLORIDA HOSPITAL HEARTLAND MED CTR LAKE PLACID		202	71	26%	273
PALMS OF SEBRING		257	16	6%	273
WESTCHESTER GARDENS LIMITED PARTNERSHIP		268	5	2%	273
Quest Diag Unspecifd		177	95	35%	272
MAIN STREET MEDICAL CENTER		9	262	97%	271
ORCHARD PARK HEALTH & REHABILITATION		269	2	1%	271
VETERANS AFFAIRS MEDICAL CENTER - LAKE CITY		52	217	81%	269
MEDFAST URGENT CARE CENTER		82	187	70%	269
SPRING HILL HEALTH AND REHABILITATION CENTER		256	13	5%	269
MINUTECLINIC LLC #3257		213	56	21%	269
GOOD SAMARITAN SOCIETY-DAYTONA		262	5	2%	267
BRIDGEWATER PARK HEALTH AND REHAB		257	9	3%	266
AVELLINO LAB USA, INC	1	255	9	3%	265
NCHMD, INC SOUTHEAST IMMEDIATE CARE		201	62	24%	263
SPRINGTREE REHAB & HEALTH CARE CENTER		253	8	3%	261
AURORA DIAGNOSTICS BERNHARDT LABORATORIES PATHOLOGY SERVICE		190	71	27%	261
CLIFFORD CHESTER SIMS VA NURSING HOME		251	9	3%	260

# COVID-19: testing by laboratory

Data through Dec 27, 2020 verified as of Dec 28, 2020 at 09:25 AM

Data in this report are provisional and subject to change.

The numbers in the table below represent the number of Florida and non-Florida residents for whom test results were received by the Department of Health. A person can be tested by more than one laboratory and can have both positive and negative results. **Therefore, the sum of the numbers in each column will be larger than the total number of people tested.**

Reporting lab	Inconclusive	Negative	Positive	Percent positive	Total
CONSULATE HEALTHCARE OF KISSIMMEE		247	12	5%	259
BENTON PEDIATRICS INC		236	22	9%	258
FLORIDA WOMAN CARE LABORATORY LLC		232	26	10%	258
URGENT CARE OF THE PALM BEACHES		3	254	99%	257
MINUTECLINIC LLC #4201		229	28	11%	257
BAY VILLAGE OF SARASOTA INC		254	2	1%	256
MINUTECLINIC LLC #3654		219	37	14%	256
HOMESTEAD MANOR	2	214	39	15%	255
ASCEND CLINICAL	2	232	20	8%	254
QUALITOX LABORATORIES		105	149	59%	254
CARENOW URGENT CARE - FORT PIERCE		173	80	32%	253
MEDICAL CENTER CLINIC-IMMEDIATE CARE	1	208	43	17%	252
BUFFALO CROSSING HEALTHCARE & REHABILITATION CTR		247	5	2%	252
SHORE ACRES CARE CENTER		243	8	3%	251
AMERICA'S PHARMACY LLC		222	29	12%	251
KEY WEST HEALTH AND REHAB	1	245	4	2%	250
CAPE CANAVERAL HOSPITAL		112	138	55%	250
Timberridge Center for Rehabilitation and Healing		227	23	9%	250
GANDY CROSSING CARE CENTER	1	236	12	5%	249
Manatee Springs Rehabilitation and Nursing Center		237	12	5%	249
VITAS LUTHERAN TOWERS INPATIENT PROGRAM		242	6	2%	248
24 HOUR PEDIATRIC CARE CENTER	1	229	18	7%	248
SHELL POINT VILLAGE MEDICAL CENTER		246			246
MARTIN MEMORIAL MEDICAL CENTER LAB		128	118	48%	246
LPG COCONUT POINT		207	39	16%	246
VILLAGE DOCTORS FAMILY MEDICAL CENTER OF		197	49	20%	246
CHILDRENS MEDICAL ASSOCIATION		229	17	7%	246
CONSULATE HEALTH CARE OF SAFETY HARBOR		242	3	1%	245
CLARIDGE HOUSE NURSING CENTER		233	12	5%	245
BLUE MED CONSULTANTS		238	7	3%	245
ADVENT HEALTH CENTRA CARE - ORMOND BEACH		98	146	60%	244
COASTAL PHYSICIANS, LLC		185	58	24%	243
ROSEWOOD HEALTHCARE & REHABILITATION CENTER		239	4	2%	243
LIFE CARE PONTE VEDRA INC		240	3	1%	243
Cypress Cove Care Center		170	73	30%	243
ST JUDE CHILDREN'S RESEARCH HOSPITAL		231	12	5%	243
LabCorp (Non-Interfaced)	1	109	132	55%	242
OCEAN VIEW NURSING AND REHAB CENTER		232	10	4%	242
GOOD SAMARITAN CARES		236	5	2%	241
MICHAEL A MIDDLETON MD PA		233	8	3%	241
AVENTURA REHAB AND NURSING CENTER		238	3	1%	241
MANOR CARE NURSING CENTER OF SARASOTA FL LLC		236	5	2%	241
FAIRWAY OAKS CENTER LLC	5	230	5	2%	240
MANORCARE HEALTH SERVICES - VENICE		194	45	19%	239
SOLARIS HEALTHCARE PARKWAY	1	236	2	1%	239
J AND G MEDICAL GROUP LLC		209	30	13%	239

# COVID-19: testing by laboratory

Data through Dec 27, 2020 verified as of Dec 28, 2020 at 09:25 AM

Data in this report are provisional and subject to change.

The numbers in the table below represent the number of Florida and non-Florida residents for whom test results were received by the Department of Health. A person can be tested by more than one laboratory and can have both positive and negative results. **Therefore, the sum of the numbers in each column will be larger than the total number of people tested.**

Reporting lab	Inconclusive	Negative	Positive	Percent positive	Total
Marshall Health and Rehabilitation Center		237	2	1%	239
SUWANNEE HEALTH AND REHABILITATION CENTER		234	4	2%	238
ADVENT HEALTH CENTRA CARE - ALTAMONTE SPRINGS		144	94	39%	238
DIAMOND RIDGE HEALTH AND REHABILITATION CENTER		222	15	6%	237
ADVENT HEALTH CENTRA CARE - UNIVERSITY	1	95	140	59%	236
ADVENTHEALTH MEDICAL GROUP PROMPT CARE		188	48	20%	236
BROWARD NURSING & REHABILITATION CTR	8	226	2	1%	236
MALABAR/ADVENT CENTRA CARE		47	188	80%	235
HARDEE MANOR HEALTH CARE CENTER	1	232	2	1%	235
HOPE HOSPICE AND COMMUNITY SERVICES INC	6	223	6	3%	235
HERON POINTE HEALTH AND REHABILITATION	1	234			235
LAKE EUSTIS HEALTH AND REHABILITATION CENTER		234	1	0%	235
ROLLINS COLLEGE WELLNESS CENTER		92	142	61%	234
SIGNATURE HEALTHCARE OF NORTH FLORIDA		232	2	1%	234
Premier Place at The Glenview		227	7	3%	234
MEMPHIS PATHOLOGY LABORATORY	4	212	17	7%	233
FL HUD DESTIN, LLC D/B/A GRAND BOULEVARD HEALTH		206	27	12%	233
KISSIMMEE FACILITY OPERATIONS LLC		225	7	3%	232
renaissance health and rehabilitation center		229	2	1%	231
VITAS HEALTHCARE CORP OF CENTRAL FL		227	4	2%	231
FLORIDA DEPARTMENT OF HEALTH CLAY COUNTY		148	82	36%	230
Vi at Lakeside Village Skilled Nursing		228	2	1%	230
OAK HAMMOCK AT THE UNIVERSITY OF FLORIDA		223	6	3%	229
ROSEWOOD HEALTH AND REHABILITATION CENTER		224	5	2%	229
REGENTS PARK AT AVENTURA		221	7	3%	228
ADVENT HEALTH CENTRA CARE - COLONIAL TOWN	1	175	51	22%	227
TAMARAC REHABILITATION & HEALTH CENTER		227			227
Bay Breeze Senior Living and Rehabilitation Center		181	46	20%	227
SEA BREEZE REHAB AND NURSING CENTER		224	3	1%	227
LITTLE PINE PEDIATRICS		151	76	33%	227
MINUTECLINIC LLC #5216		196	31	14%	227
Solaris HealthCare Windermere		221	5	2%	226
ROSEN MEDICAL CENTER		199	25	11%	224
ARCHER HEALTH VENTURES, LLC		204	20	9%	224
HEATHER HILL HEALTHCARE CENTER		191	33	15%	224
LEHIGH VALLEY GENOMICS			224	100%	224
OSPREY LODGE		212	11	5%	223
JACKSONVILLE BEACH PEDIATRIC CARE CENTER		201	22	10%	223
LYNN HAVEN SPORTS COMPLEX-WALKON CLINIC		20	203	91%	223
ELLENTON PEDIATRICS		206	17	8%	223
PERSONALIZED GENETIC TESTING		131	91	41%	222
EAST LAKE PEDIATRICS PA		206	15	7%	221
SABAL PALMS HEALTH AND REHAB		181	40	18%	221
Bayside Care Center	1	214	6	3%	221
MANDARIN PEDIATRICS		209	11	5%	220
HEALTHY STEPS PEDIATRICS		197	23	10%	220

# COVID-19: testing by laboratory

Data through Dec 27, 2020 verified as of Dec 28, 2020 at 09:25 AM

Data in this report are provisional and subject to change.

The numbers in the table below represent the number of Florida and non-Florida residents for whom test results were received by the Department of Health. A person can be tested by more than one laboratory and can have both positive and negative results. **Therefore, the sum of the numbers in each column will be larger than the total number of people tested.**

Reporting lab	Inconclusive	Negative	Positive	Percent positive	Total
PruittHealth Santa Rosa		195	25	11%	220
BOCA GRANDE HEALTH CLINIC		205	13	6%	218
HALIFAX MEDICAL CENTER-PORT ORANGE LAB		187	31	14%	218
THE MANOR AT CARPENTERS		185	32	15%	217
Destin Healthcare and Rehabilitation Center	1	211	4	2%	216
ST. CLOUD REGIONAL MEDICAL CENTER		199	17	8%	216
LUTHERAN HAVEN		212	3	1%	215
PROTEUS MOLECULAR AND CLINICAL LAB	1	144	70	33%	215
LAKE PORT SQUARE		200	15	7%	215
Fernandina Beach Rehabilitation and Nursing Center		215			215
CHIPOLA HEALTH AND REHAB		204	11	5%	215
BUREAU OF CLINICAL LABORATORIES		178	36	17%	214
TERRACES OF LAKE WORTH CARE CENTER□		214			214
STARKE FAMILY MEDICAL CENTER		171	41	19%	212
POCONO MEDICAL CENTER		212			212
FLORIDA DEPARTMENT OF HEALTH		187	25	12%	212
Boynton Beach Rehabilitation Center	2	209	1	0%	212
MINUTECLINIC LLC #1815		193	18	9%	211
BLOCK, NATION, CHASE, AND SMOLEN FAMILY MEDICINE		157	54	26%	211
SUNRISE DIAGNOSTIC LABORATORY		158	53	25%	211
Sunset Point Center		208	2	1%	210
Consulate Health Care of North Fort Myers		203	7	3%	210
PARKS HEALTHCARE & REHABILITATION CTR	4	205	1	0%	210
The Palace Nursing and Rehabilitation Center		209			209
THE PALACE MANAGEMENT - THE PALACE AT CORAL GABLES		209			209
CONSULATE HEALTH CARE OF WINTER HAVEN		209			209
Glades West Rehabilitation and Nursing Center		207	1	0%	208
AFC URGENT CARE SEMINOLE			208	100%	208
PALM GARDEN OF CLEARWATER		201	6	3%	207
Heritage Healthcare at Tallahassee		205	2	1%	207
CHILDRENS MEDICAL ASSOCIATION PA		185	22	11%	207
LOOP PEDIATRICS PA		179	26	13%	205
BREVARD HEALTH ALLIANCE		67	137	67%	204
TUSKAWILLA NURSING AND REHAB CENTER	2	198	4	2%	204
LAKE PARK OF MADISON		200	4	2%	204
Taylor Care Center		201	2	1%	203
TGH		1	202	100%	203
PruittHealth Panama City	1	191	11	5%	203
MINUTECLINIC LLC #4612		161	41	20%	202
MEDIPATH		5	197	98%	202
POLK COUNTY HEALTH DEPARTMENT		178	24	12%	202
RULEME CENTER	2	193	6	3%	201
FULGENT GENETICS	2	161	38	19%	201
DAVID SCOTT MADWAR MD PA□		186	15	7%	201
Solaris Healthcare Daytona	1	200			201
Governors Creek Health and Rehabilitation	1	198	2	1%	201

# COVID-19: testing by laboratory

Data through Dec 27, 2020 verified as of Dec 28, 2020 at 09:25 AM

Data in this report are provisional and subject to change.

The numbers in the table below represent the number of Florida and non-Florida residents for whom test results were received by the Department of Health. A person can be tested by more than one laboratory and can have both positive and negative results. **Therefore, the sum of the numbers in each column will be larger than the total number of people tested.**

Reporting lab	Inconclusive	Negative	Positive	Percent positive	Total
HEALTH FIRST - HOLMES REGIONAL MEDICAL CENTER		32	169	84%	201
HOMESTEAD VILLAGE		198	3	1%	201
VAMC WEST PALM LAB		5	196	98%	201
GATEWAY/ADVENT CENTRA CARE		13	188	94%	201
MINUTECLINIC LLC #8381		168	32	16%	200
BAYA POINTE NURSING AND REHABILITATION		118	82	41%	200
HARBOURWOOD	1	195	4	2%	200
ORANGE COUNTY HEALTH DEPT		191	8	4%	199
TIERRA PINES CENTER		191	8	4%	199
PALM GARDEN OF AVENTURA		198	1	1%	199
HEALTH CENTRAL PARK		162	37	19%	199
GRAND COURT TAMPA		198	1	1%	199
DEPARTMENT OF HEALTH & HUMAN SERVICES		198			198
ST JAMES HEALTH AND REHABILITATION CENTER		186	12	6%	198
PATHGROUP LABS LLC		94	104	53%	198
FLORIDA CLINICAL LABORATORY-BIOREFERENCE LABORATORIES		64	133	68%	197
MINUTECLINIC, LLC #3245		139	58	29%	197
MIAMI JEWISH HEALTH SYSTEMS, INC	1	188	7	4%	196
DOCTORS MEMORIAL FAMILY MEDICINE	2	134	60	31%	196
W FRANK WELLS NURSING HOME		172	24	12%	196
PEDIATRIC HEALTH CARE ALLIANCE, PA		177	18	9%	195
HARDEE COUNTY HEALTH DEPARTMENT		154	39	20%	193
MINUTECLINIC LLC #3648		155	38	20%	193
ASSOCIATESMD MEDICAL GROUP INC		159	33	17%	192
ABBOTT LABORATORIES		142	50	26%	192
EDGEWATER AT WATERMAN VILLAGE,THE		184	8	4%	192
MOLECULAR TESTING LABS		156	36	19%	192
AFC URGENT CARE CLEARWATER		101	91	47%	192
Chatsworth at PGA National, LLC		187	5	3%	192
DBI HEALTH INC		187	3	2%	190
FELLOWSHIP HOME AT THE FAIRWAY LLC		188	1	1%	189
USA HEALTH UNIVERSITY HOSPITAL CLINICAL LABORATORY	1	186	2	1%	189
DIAMOND RIDGE HEALTH AND REHABILITATION		177	12	6%	189
PALM GARDEN OF ORLANDO		176	12	6%	188
SIGNATURE HEALTHCARE AT THE COURTYARD		142	46	24%	188
WOMEN'S CARE FLORIDA LABORATORY		183	5	3%	188
ADVENT HEALTH - CARROLLWOOD	4	163	21	11%	188
CARRINGTON PLACE OF ST PETE LLC		187	1	1%	188
HEALTH LINK DIAGNOSTIC LABORATORIES		182	5	3%	187
AFC URGENT CARE TYRONE		2	185	99%	187
PLANTATION NURSING & REHAB CENTER		186			186
San Jose Health & Rehabilitation		186			186
BAY TREE CARE AND REHABILITATION CENTER		164	22	12%	186
ORCHARD RIDGE CARE AND REHABILITATION CENTER		185	1	1%	186
NEO GENOMICS - FORT MYERS	1	179	5	3%	185
Lake Port Square Health Center		177	8	4%	185

# COVID-19: testing by laboratory

Data through Dec 27, 2020 verified as of Dec 28, 2020 at 09:25 AM

Data in this report are provisional and subject to change.

The numbers in the table below represent the number of Florida and non-Florida residents for whom test results were received by the Department of Health. A person can be tested by more than one laboratory and can have both positive and negative results. **Therefore, the sum of the numbers in each column will be larger than the total number of people tested.**

Reporting lab	Inconclusive	Negative	Positive	Percent positive	Total
AFC URGENT CARE FAMILY CARE			184	100%	184
JACKSON PLAZA NURSING & REHAB CENTER		183	1	1%	184
ST. JAMES BAY HEALTH AND REHABILITATION CENTER		183	1	1%	184
SOLARIS SENIOR LIVING VERO BEACH		178	4	2%	182
EXPRESS URGENT CARE LLC		1	181	99%	182
GLENRIDGE ON PALMER RANCH,THE		178	4	2%	182
PCB CLINIC		136	45	25%	181
Solaris Healthcare Coconut Creek		179	2	1%	181
SOLARIS HEALTHCARE MERRITT ISLAND		167	14	8%	181
BROOKDALE FORT MYERS CYPRESS LAKE		179	1	1%	180
Bayside Health and Rehabilitation		164	16	9%	180
CENTRA CARE - AZALEA PARK		98	82	46%	180
HAVEN OF OUR LADY OF PEACE INC		178	2	1%	180
EPN URGENT CARE		43	137	76%	180
ELMHURST HOSPITAL CENTER	1	171	7	4%	179
UNIVERSITY OF TAMPA STUDENT HEALTH AND SHC CLINICAL LABORATORY		45	133	75%	178
CALHOUN LIBERTY HOSPITAL		121	57	32%	178
NADAL PEDIATRICS - VICTORIA STREET (3385)		150	27	15%	177
SILVERCREST HEALTH AND REHABILITATION CENTER	3	168	6	3%	177
OCALA FAMILY MEDICAL CENTER INC	1	143	32	18%	176
RIVERS FAMILY MEDICINE PA		136	40	23%	176
SERANADES BY SONATA WEST ORANGE		155	21	12%	176
CONSULATE HEALTH CARE OF MELBOURNE		175			175
CARENOW	2	97	76	43%	175
Life Care Center of Punta Gorda	1	169	5	3%	175
ADVENT HEALTH CENTRA CARE - DAYTONA BEACH		89	86	49%	175
Consulate Health Care of St. Petersburg		174			174
ManorCare Health Services-Palm Harbor		173			173
SOLARIS HEALTHCARE OSCEOLA		168	5	3%	173
BAPTIST HEALTH PRIMARY CARE	1	134	38	22%	173
NIGHT LITE PEDIATRICS WINTER GARDEN		144	29	17%	173
ADVENT HEALTH CENTRA CARE - WESLEY CHAPEL		4	168	98%	172
SUN COUNTRY PEDIATRICS PLLC	6	152	14	8%	172
SPRINGS AT BOCA CIEGA BAY,THE		170	2	1%	172
ARCPOINT LABS OF ST PETERSBURG		117	54	32%	171
Nspire Health Care Kendall		165	6	4%	171
FORT PIERCE HEALTH CARE		170	1	1%	171
WESTWOOD HEALTHCARE SNF		157	14	8%	171
MINUTECLINIC LLC # 7933		146	24	14%	170
LONGWOOD FAMILY PRACTICE		141	29	17%	170
SUPERIOR RESIDENCES OF PANAMA CITY BEACH		164	6	4%	170
SABAL DIRECT PRIMARY CARE, PA		147	22	13%	169
NSPIRE HEALTHCARE LAUDERHILL		165	4	2%	169
SERENADES IN THE VILLAGES		145	23	14%	168
PANAMA CITY DEVELOPMENTAL CENTER□		168			168
BAYVIEW CENTER		165	1	1%	166

# COVID-19: testing by laboratory

Data through Dec 27, 2020 verified as of Dec 28, 2020 at 09:25 AM

Data in this report are provisional and subject to change.

The numbers in the table below represent the number of Florida and non-Florida residents for whom test results were received by the Department of Health. A person can be tested by more than one laboratory and can have both positive and negative results. **Therefore, the sum of the numbers in each column will be larger than the total number of people tested.**

Reporting lab	Inconclusive	Negative	Positive	Percent positive	Total
TALLAHASSEE NHHI LLC		165	1	1%	166
PALM GARDEN OF WINTER HAVEN		152	14	8%	166
TRENTON MEDICAL CENTER INC DBA PALMS MEDICAL GROUP	4	119	43	26%	166
AZALEA TRACE		158	8	5%	166
MANOR CARE OF NAPLES FL LLC		164	1	1%	165
URGENT CARE OF THE PALM BEACHES, NORTH PALM BEACH			164	100%	164
ADVENT HEALTH CENTRA CARE - OVIEDO		63	101	62%	164
CARITHERS PEDIATRIC GROUP		142	22	13%	164
PALM GARDEN OF WEST PALM BEACH □	1	149	13	8%	163
BRADENTON HEALTH CARE		163			163
VETERANS AFFAIRS MEDICAL CENTER - MIAMI			163	100%	163
ADVENT HEALTH CENTRA CARE - WINTER HAVEN	1	81	81	50%	163
TRI COUNTY NURSING HOME		161	1	1%	162
BROOKSVILLE HEALTHCARE CENTER LLC □		161	1	1%	162
COMMUNITY HEALTH AND REHABILITATION CENTER		146	16	10%	162
BEAR CREEK NURSING CENTER		160	1	1%	161
DXTERITY DIAGNOSTICS	1	157	3	2%	161
The Inn at Sarasota Bay Club		159	2	1%	161
HEARTLAND PEDIATRICS OF LAKE WALES		145	15	9%	160
GREENBRIAR REHABILITATION AND NURSING CENTER	1	159			160
ABBIEJEAN RUSSELL CARE CENTER □		160			160
KEYSTONE REHAB		160			160
PHYSICIANS STAT LAB INC		133	26	16%	159
VILLAGE DOCTORS OF KEYSTONE		122	37	23%	159
WUESTHOFF REF LABORATORY			158	100%	158
SILVER CREEK SENIOR LIVING COMMUNITY		158			158
CORAL REEF NURSING & REHAB CENTER		158			158
REHABILITATION CENTER OF LAKE CITY, THE		144	13	8%	157
HOSPITAL FOR SPECIAL SURGERY		156	1	1%	157
TELESCOPE HEALTH LLC	2	127	28	18%	157
HUNT CLUB PEDIATRIC ASSOCIATES, P.A.		135	21	13%	156
DIGNITY HEALING, LLC		149	7	4%	156
ADVENT HEALTH CENTRA CARE - CARROLLWOOD		4	152	97%	156
SARNO EXTENDED HOURS		104	51	33%	155
TIMBERRIDGE NURSING HOME & REHAB		123	32	21%	155
COCOA BEACH/ADVENT CENTRA		41	114	74%	155
PRUITT HEALTH		153	2	1%	155
PALMETTO FACILITY INC	1	153			154
ASTON GARDENS AT PELICAN MARSH		151	2	1%	153
DIAGNOSTIC & CLINICAL CARE SERVICES INC DBA		129	23	15%	152
ADVENT HEALTH - ORLANDO		126	26	17%	152
ARBOR FACILITY INC		151			151
DIAMOND RIDGE		147	3	2%	150
Consulate Healthcare of West Palm Beach		141	9	6%	150
WIREGRASS DIRECT PRIMARY CARE PLLC □		128	22	15%	150
FAWCETT MEMORIAL HOSPITAL-LAB		39	111	74%	150

# COVID-19: testing by laboratory

Data through Dec 27, 2020 verified as of Dec 28, 2020 at 09:25 AM

Data in this report are provisional and subject to change.

The numbers in the table below represent the number of Florida and non-Florida residents for whom test results were received by the Department of Health. A person can be tested by more than one laboratory and can have both positive and negative results. **Therefore, the sum of the numbers in each column will be larger than the total number of people tested.**

Reporting lab	Inconclusive	Negative	Positive	Percent positive	Total
MEDICAL CENTER OF DELTONA, INC		120	29	19%	149
PRECISION HEALTH RESOURCES, LLC	1	133	15	10%	149
SAINTS 120 LLC	1	114	33	22%	148
CITRUS HEALTH AND REHAB		128	20	14%	148
MINUTECLINIC LLC #5924		126	22	15%	148
SEMINOLE NURSING PAVILION		141	7	5%	148
Emory L Bennett State Veterans Nursing Home		146	2	1%	148
AFC URGENT CARE		52	95	65%	147
AMBULATORY SURGERY CENTER OF BOCA RATON LTD		146	1	1%	147
PADDOCK RIDGE		145	2	1%	147
NORTH FLORIDA PEDIATRICS - MARIANNA		114	33	22%	147
ORLANDO HEALTH EMERGENCY DEPARTMENT		137	10	7%	147
DOCTORS MEMORIAL HOSPITAL		41	106	72%	147
GOOD SAMARITAN CENTER		146			146
ADVENT HEALTH CENTRA CARE - ST. CLOUD		131	15	10%	146
FLORIDA HEALTH CARE PLAN INC		2	144	99%	146
FLORIDA KEYS PEDIATRICS & ADOLESCENT CENTER		139	7	5%	146
AMERICAN FINNISH NURSING HOME	1	143	2	1%	146
LAB CORP	1	88	56	39%	145
OAKBROOK HEALTH AND REHABILITATION CENTER	1	144			145
ST CATHERINE'S WEST REHABILITATION HOSPITAL		143	1	1%	144
PINES OF SARASOTA		143			143
Quail Run Health Care Center		143			143
MINUTECLINIC LLC #1807		121	22	15%	143
EDGEWOOD NURSING CENTER		141	2	1%	143
ALLSOUTH URGENT CARE			142	100%	142
GENE BY GENE		61	81	57%	142
ENGLEWOOD HEALTHCARE AND REHABILITATION CENTER		141			141
UCC - WELLINGTON			140	100%	140
URGENT CARE EXPRESS LLC			140	100%	140
COLOR GENOMICS, INC.	1	136	2	1%	139
FIRST CHOICE PEDIATRICS		98	41	29%	139
Parkview Rehabilitation Center at Winter Park		136	3	2%	139
WATERMARK LAKE POINTE WOODS LLC		132	6	4%	138
STEWART ROCKLEDGE HOSPITAL		103	35	25%	138
AMERICAN PATHOLOGY PARTNERS		136	2	1%	138
PALM BEACH COUNTY HEALTH DEPT LAB	3	131	4	3%	138
AMERICAN RESEARCH LABS		7	131	95%	138
ALL SEASONS NAPLES LLC		136	2	1%	138
AMERICAN FAMILY CARE PENSACOLA WEST		1	136	99%	137
Rehabilitation Center for Park Place LLC		135	2	1%	137
AVECINA MOBILE		118	19	14%	137
PPC-LAB EDI ORCHARD BI		129	8	6%	137
MANOR AT BLUEWATER BAY		131	6	4%	137
VENICE REGIONAL BAYFRONT HEALTH (PULMONARY)		126	10	7%	136
CAYUGA MEDICAL CENTER AT ITHACA		133	3	2%	136



# COVID-19: testing by laboratory

Data through Dec 27, 2020 verified as of Dec 28, 2020 at 09:25 AM

Data in this report are provisional and subject to change.

The numbers in the table below represent the number of Florida and non-Florida residents for whom test results were received by the Department of Health. A person can be tested by more than one laboratory and can have both positive and negative results. **Therefore, the sum of the numbers in each column will be larger than the total number of people tested.**

Reporting lab	Inconclusive	Negative	Positive	Percent positive	Total
REGENCY CARE OF BLOUNTSTOWN LLC		129	7	5%	136
PORT ST LUCIE REHABILITATION AND HEALTHCARE		98	38	28%	136
PEDIATRICS IN BREVARD PA		124	12	9%	136
LASER & SURGERY CENTER OF THE PALM BEACHES□		134	1	1%	135
IRL MARKET LAB ALACHUA		104	31	23%	135
LABORATORY OF FLORIDA		83	51	38%	134
TARPON POINT NURSING AND REHABILITATION CENTER		134			134
ADVENT HEALTH CENTRA CARE - TEMPLE TERRACE	1	78	55	41%	134
UNITED CLINICAL LABORATORIES		124	9	7%	133
ADVENT HEALTH CENTRA CARE - DELAND		28	105	79%	133
ROSECASTLE OF ZEPHRHILLS		131	2	2%	133
SOLARIS HEALTHCARE LAKE CITY		83	50	38%	133
CANTERFIELD OF OCALA, LLC		131	2	2%	133
TRINITY REGIONAL REHAB CENTER		126	7	5%	133
REFUAH HEALTH CENTER LABORATORY		128	4	3%	132
GOOD SAMARITAN SOCIETY OF DELAND		125	7	5%	132
OCEAN REEF MEDICAL CENTER		113	19	14%	132
THE REHABILITATION CENTER OF LAKE CITY		127	5	4%	132
FORT WALTON REHABILITATION CENTER		95	37	28%	132
INTEGRATED REGIONAL LABORATORIES		119	12	9%	131
LONGWOOD HEALTH AND REHABILITATION CENTER		125	6	5%	131
SAMANTHA WILSON CARE CENTER		129	2	2%	131
PAVILION FOR HEALTHCARE, THE		131			131
NCRNC INC		128	2	2%	130
ADVENT HEALTH CENTRA CARE - AZALEA PARK		112	18	14%	130
EDWARD J HEALEY REHAB & NURSING CENTER		129			129
CENTRACARE		17	112	87%	129
Whispering Oaks	7	115	7	5%	129
BMHSI-AEL MICROBIOLOGY LABORATORY	2	102	25	19%	129
MATHISON RETIREMENT COMMUNITY, INC		127	1	1%	128
VIERA HOSPITAL, INC		93	35	27%	128
ADVANCED AMBULATORY SURGERY CENTER		120	8	6%	128
ADVENT HEALTH CENTRA CARE - LONGWOOD		24	104	81%	128
GESSLER CLINIC PA		98	29	23%	127
ANCIENT CITY PEDIATRICS		122	5	4%	127
TRI-COUNTY NURSING HOME		117	10	8%	127
WRIGHTS HEALTH CARE AND REHABILITATION CENTER		107	20	16%	127
MILLENNIUM LAB SERVICES			127	100%	127
FIRST QUALITY LABORATORY		117	10	8%	127
ATLANTIC URGENT CARE		87	39	31%	126
ACCURATE DIAGNOSTIC LABS, INC		121	5	4%	126
PIONEER CLINICAL LAB, LLC		104	22	17%	126
ADVANCED MEDICAL CENTER		86	40	32%	126
GENETWORKX		17	108	86%	125
PRIMECARE OF DOTHAN		83	42	34%	125
TUSCAN GARDENS OF PALM COAST		124	1	1%	125

# COVID-19: testing by laboratory

Data through Dec 27, 2020 verified as of Dec 28, 2020 at 09:25 AM

Data in this report are provisional and subject to change.

The numbers in the table below represent the number of Florida and non-Florida residents for whom test results were received by the Department of Health. A person can be tested by more than one laboratory and can have both positive and negative results. **Therefore, the sum of the numbers in each column will be larger than the total number of people tested.**

Reporting lab	Inconclusive	Negative	Positive	Percent positive	Total
MINUTECLINIC LLC #3236		113	12	10%	125
ORANGE BLOSSOM FAMILY HEALTH		120	5	4%	125
MACTOWN, INC		124			124
POINT WASHINGTON MEDICAL CLINIC		1	123	99%	124
CENTERSTONE OF FLORIDA		117	7	6%	124
THE CLUB AND REHABILITATION CENTER		123	1	1%	124
MINUTECLINIC LLC #3255		105	19	15%	124
Surrey Place Healthcare and Rehabilitation		124			124
LIFE CARE CENTER OF ALTAMONTE SPRINGS		102	21	17%	123
ARTHREX MEDICAL CENTER		48	75	61%	123
SUWANNEE VALLEY NURSING CENTER		116	7	6%	123
CSL PLASMA		24	99	80%	123
CRONOS CLINICAL LABORATORY	2	106	15	12%	123
CHAUTAUQUA REHABILITATION AND NURSING CENTER		117	6	5%	123
MEADOWCREST FAMILY PHYSICIANS		78	44	36%	122
FHMG-FLORIDA HOSPITAL MEDICAL GROUP		103	19	16%	122
GRAVITY DIAGNOSTICS, LLC		35	87	71%	122
FAMILY CARE PARTNERS OF NORTHEAST FLORIDA LLC		73	49	40%	122
PROVIDENCE HOSPITAL LABORATORY		117	5	4%	122
GUEST HOUSE OCALA, THE		120	1	1%	121
LabCorp L#09258090 M#09258105		73	48	40%	121
ARDEN COURTS OF LARGO FL, LLC		118	3	2%	121
JACKSONVILLE KIDS PEDIATRICS, PLLC		102	19	16%	121
GLADES HEALTH CARE CENTER		119	2	2%	121
PARKVIEW HEALTH		121			121
TUSCAN GARDENS OF VENETIA MANAGEMENT COMPANY		119	1	1%	120
Solaris HealthCare Imperial		116	4	3%	120
Solaris Healthcare Lake Bennet		107	13	11%	120
MIRACLE HILL NURSING & REHABILITATION CENTER INC		117	3	3%	120
GRAVITY DIAGNOSTICS		42	78	65%	120
MATHISON RETIREMENT COMMUNITY		114	5	4%	119
FIRST CHOICE PRIMARY CARE		94	25	21%	119
SOUTH CAMPUS FACILITY INC		113	5	4%	118
NATIONS BEST FAMILY HEALTH CARE		60	58	49%	118
MINUTECLINIC, LLC #5817		100	18	15%	118
LAKESIDE NEUROLOGIC		114	4	3%	118
MOBILE INFIRMARY MED CENTER PATH LAB		107	11	9%	118
RDX BIOSCIENCE		60	58	49%	118
BOSTON RED SOX CLUB LP		117	1	1%	118
FHMG FLORIDA HOSPITAL MEDICAL GROUP		102	15	13%	117
ARCADIA HEALTH AND REHABILITATION CENTER		100	17	15%	117
WEDGEWOOD HEALTHCARE CENTER		88	29	25%	117
QUICK CARE MED		90	27	23%	117
WOODBIDGE FACILITY INC		116	1	1%	117
PROVISTA DIAGNOSTICS, INC		115	2	2%	117
NEIGHBORHOOD MEDICAL CENTER		112	5	4%	117

# COVID-19: testing by laboratory

Data through Dec 27, 2020 verified as of Dec 28, 2020 at 09:25 AM

Data in this report are provisional and subject to change.

The numbers in the table below represent the number of Florida and non-Florida residents for whom test results were received by the Department of Health. A person can be tested by more than one laboratory and can have both positive and negative results. **Therefore, the sum of the numbers in each column will be larger than the total number of people tested.**

Reporting lab	Inconclusive	Negative	Positive	Percent positive	Total
CHARTER SENIOR LIVING OF PANAMA CITY BEACH		99	17	15%	116
INN AT ASTON GARDENS, THE		113	3	3%	116
EXOSOME DIAGNOSTICS	1	106	9	8%	116
JEFFERY WEINZWEIG		2	114	98%	116
COLONY CLUB ALF,THE		115	1	1%	116
ADVENT HEALTH CENTRA CARE		10	105	91%	115
BAPTIST PRIMARY CARE INC		97	18	16%	115
WESLEY HAVEN VILLA	1	106	8	7%	115
Heartland Healthcare of Ft. Myers	1	114			115
CAREMED CLINIC LLC		82	33	29%	115
FLOMEDILAB		19	95	83%	114
NEW YORK CITY DEPARTMENT OF HEALTH & MENTAL		104	10	9%	114
YOUR FAMILY WALK-IN CLINIC		3	110	97%	113
COQUINA CENTER		112	1	1%	113
AMELIA MEDICAL CARE		14	99	88%	113
PATRIOT MEDICAL LABORATORIES		110	3	3%	113
PALMETTO FAMILY HEALTHCARE	1	65	47	42%	113
DOCTOR'S IN HOUSE LABORATORY		15	98	87%	113
SHOAL CREEK REHABILITATION CENTER		71	41	37%	112
COASTAL HEALTH AND REHAB		110	2	2%	112
BELVEDERE COMMONS OF FORT WALTON BEACH		103	9	8%	112
Gulf Coast Healthcare (Longwood Health and Rehab		112			112
JACKSONVILLE NURSING AND REHAB CENTER		110	2	2%	112
ALLIED HEALTH FORT PIERCE		112			112
FOUNTAINS OF HOPE LLC, THE		111	1	1%	112
HIALEAH SHORES NURSING AND REHAB CENTER		103	8	7%	111
CENTRA CARE - HUNTER'S CREEK		52	59	53%	111
EVENT MED SERVICES LABORATORY		107	3	3%	110
BAPTIST PRIMARY CARE, INC		104	6	5%	110
VIERA MANOR ASSISTED LIVING RESIDENCE		104	6	5%	110
PALMS MEDICAL GROUP HIGH SPRINGS		95	14	13%	109
HILLSBOROUGH COUNTY DEVELOPMENTAL CTR	1	108			109
ISLAND HEALTH AND REHABILITATION CENTER		109			109
MEYER PEDIATRICS		97	12	11%	109
MINUTECLINIC LLC #3637		82	27	25%	109
NORTH FL SOUTH GA HCS-MALCOM RANDALL VAMC			109	100%	109
CONEY ISLAND HOSPITAL		106	2	2%	108
Heritage Park Rehabilitation & Healthcare		92	16	15%	108
EVANS HEALTH CARE		106	2	2%	108
AVON PARK PEDIATRICS INC		96	12	11%	108
CORE BIO LABS		74	33	31%	107
STEWART MEDICAL GROUP		34	73	68%	107
MORSELIFE MEMORY CARE RESIDENCE		105	2	2%	107
MINUTECLINIC DIAGNOSTIC OF RHODE ISLAND, LLC #729		103	4	4%	107
GOLD CHOICE SENIOR COMMUNITIES		78	29	27%	107
GRAND OAKS HEALTH & REHABILITATION		106	1	1%	107

# COVID-19: testing by laboratory

Data through Dec 27, 2020 verified as of Dec 28, 2020 at 09:25 AM

Data in this report are provisional and subject to change.

The numbers in the table below represent the number of Florida and non-Florida residents for whom test results were received by the Department of Health. A person can be tested by more than one laboratory and can have both positive and negative results. **Therefore, the sum of the numbers in each column will be larger than the total number of people tested.**

Reporting lab	Inconclusive	Negative	Positive	Percent positive	Total
RDV SPORTSPLEX PEDIATRICS		89	17	16%	106
ATLANTIC SHORES NURSING AND REHAB CENTER		105	1	1%	106
ADVENT HEALTH CENTRA CARE - BRANDON		29	77	73%	106
HEART OF FLORIDA REGIONAL MED CTR		35	71	67%	106
ESTERO ISLAND MEDICAL CENTER		91	15	14%	106
BOCA RATON REHABILITATION CENTER	2	101	3	3%	106
TREASURE COAST MEDICAL ASSOCIATES		2	104	98%	106
MINUTECLINIC LLC #4987		92	14	13%	106
CANTERFIELD OF CLAY COUNTY		98	8	8%	106
ADVENT HEALTH CENTRA CARE - SANFORD		28	78	74%	106
HOLIDAY CVS LLC DBA CVS/PHARMACY #0440		104	1	1%	105
WHITE WILSON MEDICAL IMMEDIATE CARE NICEVILLE		1	104	99%	105
SOUTH BALDWIN REGIONAL MEDICAL CENTER		101	4	4%	105
PEDIATRICS BY THE SEA		103	1	1%	104
BAY VIEW HEALTHCARE		85	19	18%	104
THE WELLNESS CENTER AT LAKEWOOD RANCH		19	85	82%	104
ASCENSION MEDICAL GROUP		1	103	99%	104
MV MEDICAL PRACTICE DBA PRIMARY URGENT CARE		100	3	3%	103
PEDIATRIC ASSOCIATES OF OCALA PA		91	12	12%	103
PEDIATRICS OF GREATER ORLANDO		91	12	12%	103
SUNNY HILLS ALF OF SEBRING INC		95	8	8%	103
FINLAY CLINICAL LABORATORY		28	75	73%	103
SUNFLOWER SPRINGS ASSISTED LIVING		99	3	3%	102
FG RAPID RESULTS	1	51	50	49%	102
WIMAUMA COMMUNITY HEALTH CENTER		82	20	20%	102
Concordia Village of Tampa AL		101	1	1%	102
UNIVERSITY MEDICAL CENTER SUITES		90	12	12%	102
AMA MEDICAL GROUP LLC		84	18	18%	102
Cross Terrace REhabilitation		100	1	1%	101
SOUTHWEST ORLANDO FAMILY MEDICINE, PL		86	15	15%	101
AMEERAH LABS, LLC		79	22	22%	101
FINLAY CLINICAL LABORATORY INC		28	72	72%	100
BAY VUE NURSING AND REHABILITATION CENTER		94	6	6%	100
Consulate Health Care of Port Charlotte		98	2	2%	100
BOND CLINIC PA PEDIATRICS DEPT		85	14	14%	99
VILLAGE PLACE NH LLC		77	22	22%	99
CENTRAL FLORIDA HEALTH CARE		47	52	53%	99
Chatham Glen Healthcare and Rehabilitation Center		95	4	4%	99
Signature healthcare of Jacksonville		95	4	4%	99
NAPLES CHILDREN'S URGENT CARE		85	14	14%	99
UNIVERSITY OF MIAMI		1	98	99%	99
PALM BEACH PEDIATRICS PA	1	87	10	10%	98
ADVENT HEALTH - LAKE NONA		86	12	12%	98
FAMILY CARE PARTNERS OF NE FLORIDA LLC		60	38	39%	98
PEDIATRIC HEALTHCARE ALLIANCE		88	10	10%	98
FLORIDA COMMUNITY HEALTH CENTERS INC			98	100%	98

# COVID-19: testing by laboratory

Data through Dec 27, 2020 verified as of Dec 28, 2020 at 09:25 AM

Data in this report are provisional and subject to change.

The numbers in the table below represent the number of Florida and non-Florida residents for whom test results were received by the Department of Health. A person can be tested by more than one laboratory and can have both positive and negative results. **Therefore, the sum of the numbers in each column will be larger than the total number of people tested.**

Reporting lab	Inconclusive	Negative	Positive	Percent positive	Total
OSPREY VILLAGE AT AMELIA ISLAND LTD		92	6	6%	98
GRANDE, THE	2	92	4	4%	98
PLAZA OF HALLANDALE BEACH		98			98
FIRST CHOICE PEDIATRICS SEMORAN		74	23	24%	97
PHYSICIANS REGIONAL CLINIC		82	15	15%	97
HEALTH CENTERS AT BRENTWOOD		96	1	1%	97
STATMED QUICK QUALITY CLINIC AT NORTH PINELLAS		65	32	33%	97
PEDIATRIC ASSOCIATES ORLANDO		82	14	15%	96
BAYSHORE MEMORY CARE		96			96
WOOD LAKE HEALTH AND REHABILITATION CENTER		96			96
MEDIQUICK URGENT CARE CENTERS INC		37	59	61%	96
DEVANSH LAB WERKS INC		79	16	17%	95
24/7 PEDIATRIC CARE CENTERS INC		91	4	4%	95
ADVENT HEALTH CENTRA CARE - KISSIMMEE		61	34	36%	95
THE TERRACE OF KISSIMMEE		80	15	16%	95
DE LUNA HEALTH AND REHABILITATION CENTER		94	1	1%	95
MONTEFIORE MEDICAL CENTER LABORATORIES - MOSES		87	8	8%	95
GLOBAL CENTRAL LABS AT PPD	2	87	6	6%	95
SPRINGS AT LAKE POINTE WOODS		93	2	2%	95
VISTA MANOR		92	3	3%	95
LITTLE PINE PEDIATRICS PLLC		89	5	5%	94
DIAGNOSTIC SOLUTIONS		3	91	97%	94
LEESBURG PEDIATRICS		87	7	7%	94
ARBOR TRAIL		77	16	17%	93
LIFE CARE CENTER OF WINTER HAVEN		81	12	13%	93
GRACE PEDIATRICS		76	17	18%	93
SUNLAND MARIANNA COX MEDICAL CENTER		81	12	13%	93
FLORIDA DEPARTMENT OF HEALTH IN LAKE COUNTY	1	63	29	31%	93
DAIRY ROAD URGENT CARE		54	39	42%	93
CROSS POINTE CARE CENTER	2	90			92
WESTCHESTER MEDICAL CENTER		90	2	2%	92
LAKE HOUSE ASSISTED LIVING		77	15	16%	92
PINELLAS CARE CENTER		65	27	29%	92
HEALTH CARE DISTRICT OF PALM BEACH COUNTY	1	10	81	88%	92
OAKS OF KISSIMMEE HEALTH AND REHABILITATION CENTER		91			91
BENDERSON FAMILY SKILLED NURSING AND		84	7	8%	91
ADVENT HEALTH CENTRA CARE - CITRUS PARK		8	83	91%	91
FLORIDA HEALTH CARE PLANS			91	100%	91
ADVENT HEALTH CENTRA CARE - ORANGE CITY		14	77	85%	91
NAVY HOSPITAL			91	100%	91
SONATA COCONUT CREEK	1	75	15	16%	91
DAYSRING VILLAGE		90	1	1%	91
REGENCY PARK		80	11	12%	91
TIFFANY HALL NURSING AND REHAB CENTER		91			91
SEMINOLE COUNTY HEALTH DEPARTMENT		73	18	20%	91
MD 365 MEDICAL CARE		90	1	1%	91

# COVID-19: testing by laboratory

Data through Dec 27, 2020 verified as of Dec 28, 2020 at 09:25 AM

Data in this report are provisional and subject to change.

The numbers in the table below represent the number of Florida and non-Florida residents for whom test results were received by the Department of Health. A person can be tested by more than one laboratory and can have both positive and negative results. **Therefore, the sum of the numbers in each column will be larger than the total number of people tested.**

Reporting lab	Inconclusive	Negative	Positive	Percent positive	Total	
HURLBURT FIELD CLINIC		39	51	57%	90	
ADVENT HEALTH CENTRA CARE - WATERMAN		78	12	13%	90	
WHITE PLAINS HOSPITAL CENTER LAB		88	2	2%	90	
AYERS HEALTH & REHABILITATION CENTER		90			90	
SURREY PLACE CARE CENTER		85	5	6%	90	
GEORGIA DEPARTMENT OF PUBLIC HEALTH		1	89	99%	90	
PALMS FACILITY INC		79	11	12%	90	
KEYS MEDICAL GROUP			90	100%	90	
HCSO OCCUPATIONAL HEALTH AND WELLNESS CENTER			70	19	21%	89
LEE COUNTY SCHOOL DISTRICT	1	82	6	7%	89	
QUEENS HOSPITAL CENTER		87	2	2%	89	
LAKEVIEW TERRACE RETIREMENT COMMUNITY		86	3	3%	89	
BORLAND GROOVER CLINIC	1	75	13	15%	89	
AVERO DIAGNOSTICS		64	24	27%	88	
GOVERNOR'S CREEK HEALTH & REHABILITATION		87	1	1%	88	
HERON CLUB AT PRESTANCIA		86	2	2%	88	
TRADITION MEDICAL CENTER LABORATORY		48	40	45%	88	
KALEIDA HEALTH CENTER FOR LABORATORY		82	6	7%	88	
HOBDAI FAMILY HEALTH LLC		58	29	33%	87	
PACIFIC ANALYTICS			87	100%	87	
PRIMARY CARE SOUTH INC			87	100%	87	
BROWARD HEALTH CORAL SPRINGS EPIDEMIOLOGY DEPT		1	86	99%	87	
BRANDON HEALTH AND REHABILITATION CENTER	1	85	1	1%	87	
FLORIDA DEPARTMENT OF HEALTH IN CALHOUN COUNTY		55	32	37%	87	
SMILEY MEDICAL GROUP		59	28	32%	87	
UNIVERSITY HEALTH SYSTEM INC		77	9	10%	86	
AMERICAN MEDICAL RESPONSE		86			86	
CARE ONE OF FLORIDA LLC		12	74	86%	86	
ADVENT HEALTH - PALM HARBOR ER		64	22	26%	86	
SUNSHINE URGENT CARE LLC		65	21	24%	86	
NORTH FLORIDA PEDIATRICS PA - DUVAL		83	3	3%	86	
PALM HARBOR FAMILY PRACTICE & WALK-IN		65	21	24%	86	
FREEDOM INN AT TARPON SPRINGS		81	4	5%	85	
ST MARK ASSISTED LIVING CENTER	1	73	11	13%	85	
HEALTH PARK CARE CENTER		85			85	
W. FRANK WELLS NURSING HOME		84	1	1%	85	
ADVENT HEALTH CENTRA CARE - SOUTH ORANGE		69	16	19%	85	
MIAMI SHORES NURSING & REHAB		85			85	
PONTE VEDRA GARDENS		83	1	1%	84	
PINES OF SARASOTA GARDEN		84			84	
QUICK CARE MED PL CR		80	3	4%	83	
CABANA AT JENSEN DUNES, THE		83			83	
THE COURTYARD ASSISTED LIVING		79	4	5%	83	
DISCOVERY VILLAGE AT NAPLES		83			83	
LABCORP EMPLOYER SERVICES		82	1	1%	83	
TGH URGENT CARE - SEMINOLE			83	100%	83	

# COVID-19: testing by laboratory

Data through Dec 27, 2020 verified as of Dec 28, 2020 at 09:25 AM

Data in this report are provisional and subject to change.

The numbers in the table below represent the number of Florida and non-Florida residents for whom test results were received by the Department of Health. A person can be tested by more than one laboratory and can have both positive and negative results. **Therefore, the sum of the numbers in each column will be larger than the total number of people tested.**

Reporting lab	Inconclusive	Negative	Positive	Percent positive	Total
CAREMOUNT MEDICAL - PATHOLOGY		79	3	4%	82
FARAH MEDICAL		80	2	2%	82
CHILDREN MED CARE INC		70	12	15%	82
NSPIRE HEALTHCARE TAMARAC		80	2	2%	82
SEASIDE HEALTH AND REHABILITATION CENTER		26	56	68%	82
LAB		29	53	65%	82
THE PAVILION FOR HEALTH CARE		72	10	12%	82
ADVENT HEALTH CENTRA CARE - HUNTERS CREEK	3	38	41	50%	82
KINDRED HOSPITAL	6	75	1	1%	82
VIERA HOSPITAL			82	100%	82
ISLAND URGENT CARE PLLC DBA AFC URGENT CARE		80	1	1%	81
MIDWAY PRIMARY CARE, LLC		79	2	2%	81
Lakeside Nursing and Rehabilitation Center		70	11	14%	81
MINUTECLINIC LLC #1350		71	10	12%	81
HOLISTIX TREATMENT CENTERS		76	5	6%	81
MG PORT CHARLOTTE II SUBTENANT LLC		73	8	10%	81
RIDGEWOOD DIAGNOSTIC LABORATORY		77	4	5%	81
NATURE COAST MEDICAL GROUP		50	31	38%	81
CITRUS MEMORIAL HEALTH SYSTEM LAB		2	78	98%	80
SOUTH BALDWIN MEDICAL CENTER GULF SHORES		64	16	20%	80
EXCEL PEDIATRICS		61	19	24%	80
DIAGNOSTIC LABORATORY OF OKLAHOMA		65	15	19%	80
CLYDE E LASSEN STATE VETERANS NURSING HOME		56	24	30%	80
NO FLORIDA PEDIATRICS, PA		72	8	10%	80
PREDICTIVE LABORATORIES, INC	1	73	6	8%	80
Courtyards of Orlando Care Center		77	2	3%	79
NITE LITE PEDIATRICS - JACKSONVILLE		76	3	4%	79
HUNT CLUB PEDIATRIC ASSOCIATES PA		47	32	41%	79
JUPITER MEDICAL CENTER URGENT CARE			79	100%	79
EDGEWATER AT WATERMAN VILLAGE		78	1	1%	79
VETERANS AFFAIRS MEDICAL CENTER - PALO ALTO		28	51	65%	79
CBS LABS OF TAMPA LLC		3	76	96%	79
HOLLEY NAVARRE MEDICAL CLINIC		49	29	37%	78
CATHOLIC HEALTH SYSTEM DEPT LABORATORY		76	2	3%	78
LUIS A GHIGLINO MD PA		76	2	3%	78
KORGENE LAB	1	23	54	69%	78
FLORIDA HEART & VASCULAR MULTISPECIALTY GROUP PA		55	22	29%	77
SIGNATURE HEALTHCARE OF PORT CHARLOTTE		72	5	6%	77
JOHN KNOX VILLAGE OF FLORIDA ALF	1	75	1	1%	77
SUNY UPSTATE MEDICAL UNIVERSITY		73	4	5%	77
CONSULATE HEALTH CARE OF SARASOTA		77			77
ST ANTHONYS REHABILITATION HOSPITAL	3	72	2	3%	77
EAST NEW YORK DIAGNOSTIC AND TREATMENT		74	3	4%	77
WELLNOW URGENT CARE PC		77			77
TRUE NORTH HEALTH NAVIGATION LLC DBA DISPATCHHEALTH	1	60	16	21%	77
ORANGE CITY NURSING AND REHAB		75	2	3%	77

# COVID-19: testing by laboratory

Data through Dec 27, 2020 verified as of Dec 28, 2020 at 09:25 AM

Data in this report are provisional and subject to change.

The numbers in the table below represent the number of Florida and non-Florida residents for whom test results were received by the Department of Health. A person can be tested by more than one laboratory and can have both positive and negative results. **Therefore, the sum of the numbers in each column will be larger than the total number of people tested.**

Reporting lab	Inconclusive	Negative	Positive	Percent positive	Total
ADVENTHEALTH CENTRA CARE WINTER HAVEN		1	76	99%	77
SARAPATH DIAGNOSTICS			77	100%	77
BOND CLINIC, PA		51	25	33%	76
MINUTECLINIC LLC #3748		64	12	16%	76
BRENTWOOD RETIREMENT COMMUNITY	1	65	10	13%	76
DYNAMIC MEDICAL USA			76	100%	76
NORTH PORT REHABILITATION AND NURSING CENTER □		75	1	1%	76
LAKE MORTON PLAZA □		72	3	4%	75
ASAP LABS LLC		71	4	5%	75
FRICKS PHARMACY		60	15	20%	75
VILLAS OF HOLLY BROOK - BRADENTON 14TH		75			75
BIODESIX, INC.		58	17	23%	75
SANDY RIDGE CENTER FOR REHABILITATION AND HEALING		71	3	4%	74
KR at Hillsborough Lakes/Lutz Healthcare		73	1	1%	74
LAKEVIEW INTERNAL MEDICINE		42	32	43%	74
BIO-TECH CLINICAL LABORATORIES		41	33	45%	74
NO FLORIDA PEDIATRICS, PA - BRADFORD		62	12	16%	74
MAGNOLIA DIAGNOSTIC		1	73	99%	74
NOAH CLINICAL LABORATORY		63	11	15%	74
WINDSOR REFLECTIONS		74			74
ADVENT HEALTH CENTRA CARE - WINTER GARDEN		13	60	82%	73
MY CLINICAL LAB INC		17	56	77%	73
SCOTT LAKE HEALTH AND REHABILITATION CENTER		71	2	3%	73
PHYSICIAN PARTNERS PERRY		43	30	41%	73
CONSULATE HEALTH CARE - LAKE MARY		72	1	1%	73
URGENT CARE TCMA			73	100%	73
ERIE COUNTY MEDICAL CTR CLINICAL LABS		70	3	4%	73
HAVEN OF OUR LADY OF PEACE		72			72
AMERICAN HOUSE-BONITA SPRINGS □		71	1	1%	72
CHARLES CROFT MD	1	71			72
LABCORP RTP		28	44	61%	72
DOLPHIN POINTE HEALTH CARE LLC		61	11	15%	72
PHYSICIANS REGIONAL MEDICAL CENTER - PINE RIDGE		18	54	75%	72
MEMORY CARE OF NAPLES		72			72
FINNISH AMERICAN REST HOME-ALF		70	2	3%	72
Madison Health and Rehabilitation Center		42	30	42%	72
AMMON LABS		61	10	14%	71
US MEDICAL CARE, INC		61	10	14%	71
HIGHLANDS MEDICAL CENTER		69	2	3%	71
ARCPPOINT LABS OF SARASOTA MANATEE		18	53	75%	71
LATE HOURS URGENT CARE		47	24	34%	71
ADVANCED LAB		67	4	6%	71
BROOKDALE OVIEDO		69	2	3%	71
CLEVELAND CLINIC FOUNDATION		12	59	83%	71
ARBOR GLEN AT ARBOR TRACE	2	62	7	10%	71
LABFIRST - DEPARTMENT OF PATHOLOGY		69	2	3%	71



# COVID-19: testing by laboratory

Data through Dec 27, 2020 verified as of Dec 28, 2020 at 09:25 AM

Data in this report are provisional and subject to change.

The numbers in the table below represent the number of Florida and non-Florida residents for whom test results were received by the Department of Health. A person can be tested by more than one laboratory and can have both positive and negative results. **Therefore, the sum of the numbers in each column will be larger than the total number of people tested.**

Reporting lab	Inconclusive	Negative	Positive	Percent positive	Total
MEMORIAL MANOR		70			70
LIFE BRITE		66	4	6%	70
Highlands Regional Hospital		63	7	10%	70
PROMEDICA LABORATORIES		21	49	70%	70
QPS, LLC		69	1	1%	70
ALL FLORIDA FAMILY AND SPORTS MEDICINE		63	7	10%	70
PLYMOUTH HOME FOR ADULTS, INC.	8	61	1	1%	70
SOUTH GEORGIA MEDICAL CENTER		48	22	31%	70
BROWARD HEALTH MEDICAL CENTER		3	67	96%	70
SUNCOAST COMMUNITY HEALTH CENTERS PEDIATRICS		21	49	70%	70
TGH URGENT CARE - TYRONE		2	68	97%	70
HERITAGE HEALTHCARE AND REHABILITATION CENTER		69			69
BRIGHTON EGGERT PHARMACY INC		68	1	1%	69
USF HEALTH MORSANI CENTER		5	64	93%	69
HARBORCHASE OF NAPLES		58	11	16%	69
STONY BROOK UNIVERSITY MEDICAL CENTER		61	8	12%	69
DB MD		64	5	7%	69
SIMED LABORATORY		57	12	17%	69
CHILDRENS CLINIC WEST FLORIDA PEDIATRICS		66	3	4%	69
HEALTH FIRST - PALM BAY HOSPITAL		2	66	97%	68
SUNCOAST OPTIMAL WELLNESS		23	45	66%	68
PIONEER CLINICAL LAB LLC		46	22	32%	68
VETERANS AFFAIRS ORLANDO VA MEDICAL CENTER			67	100%	67
ADVENTHEALTH EXPRESSCARE		45	22	33%	67
DISCOVERY VILLAGE AT MELBOURNE		66	1	1%	67
CHIPOLA MEDICAL ASSOCIATES, LLC		43	24	36%	67
MANOR CARE OF BOYNTON BEACH LLC		67			67
HUNTSVILLE HOSPITAL LABORATORY		49	18	27%	67
GULF COAST MEDICAL CENTER		65	2	3%	67
ARDEN COURTS OF TAMPA		67			67
AEL- MEMPHIS		17	50	75%	67
REDI MED LLC			66	100%	66
ASSOCIATED CLINICAL LABORATORIES		59	7	11%	66
Solaris Senior Living North Naples ALF		61	5	8%	66
VILLA MARIA WEST SKILLED NURSING FACILITY		60	6	9%	66
BENTON HOUSE AT OAKLEAF		51	15	23%	66
MEDEX MEDICAL EXPRESS OF PALATKA			66	100%	66
BAY EDUCATORS WELLNESS CENTER		42	24	36%	66
JAMES A HALEY VETERANS HOSPITAL			66	100%	66
CENTRAL BALDWIN IMMEDIATE CARE & FAMILY PRACTICE		51	15	23%	66
ER QUICKCARE PL		51	14	22%	65
Oakhurst Center		65			65
CANOPY ON BERRYHILL, THE		48	17	26%	65
MINUTECLINIC DIAGNOSTIC OF SOUTH CAROLINA, LLC		59	6	9%	65
URINEGOODHANDS LLC		63	2	3%	65
VIPEDIATRICS PLLC		61	4	6%	65

# COVID-19: testing by laboratory

Data through Dec 27, 2020 verified as of Dec 28, 2020 at 09:25 AM

Data in this report are provisional and subject to change.

The numbers in the table below represent the number of Florida and non-Florida residents for whom test results were received by the Department of Health. A person can be tested by more than one laboratory and can have both positive and negative results. **Therefore, the sum of the numbers in each column will be larger than the total number of people tested.**

Reporting lab	Inconclusive	Negative	Positive	Percent positive	Total
DOCTORS MEMORIAL FAMILY PRACTICE	2	52	11	17%	65
VIERA DEL MAR HEALTH AND REHABILITATION CENTER		63	2	3%	65
LAKE VIEW CARE CENTER AT DELRAY		64	1	2%	65
LAB PLUS, LLC AT SAINT THOMAS WEST HOSPITAL		50	14	22%	64
MINUTECLINIC LLC #8927		52	12	19%	64
ADVENT HEALTH CENTRA CARE - POINCIANA		24	40	63%	64
Centre Pointe Health and Rehabilitation Center		63	1	2%	64
OUT OF STATE		40	24	38%	64
VILLAGE PEDIATRICS LLC		52	12	19%	64
S-H THIRTY-FIVE OPCO- PORT ST LUCIE, LLC	1	63			64
ST VINCENT'S BIRMINGHAM		59	4	6%	63
CLERMONT HEALTH AND REHABILITATION CENTER		62	1	2%	63
APC PEDIATRICS AT RYE ROAD MEDICAL PARK		63			63
CORAL GABLES NURSING & REHABILITATION CENTER		56	7	11%	63
WORKPLACE SCREENING INTELLIGENCE			63	100%	63
The Grove Health and Rehabilitation		45	18	29%	63
FOUNTAIN INN NURSING & REHABILITATION CTR, INC		58	5	8%	63
Sunnyside Nursing Home		60	3	5%	63
VIERA HEALTH AND REHABILITATION CENTER		62	1	2%	63
WADSWORTH HEALTH CENTER		60	3	5%	63
PLANTATION GENERAL HOSPITAL CLINICAL LAB		26	37	59%	63
JOSEPH L MORSE GERIATRIC CENTER	2	59	2	3%	63
EISENHOWER ARMY MEDICAL CENTER		59	4	6%	63
MD 365 MEDICAL CARE PLLC		63			63
SUMMER VISTA ASSISTED LIVING		38	25	40%	63
WINDSOR OAKS		62	1	2%	63
F&T MEDICAL RESEARCH, INC		63			63
FLORIDA DEPARTMENT OF HEALTH IN LIBERTY COUNTY		44	18	29%	62
NEMOURS CHILDREN'S PRIMARY CARE		51	11	18%	62
MED EXPRESS		6	56	90%	62
CLEARWATER STATMED QUICK QUALITY CLINICS		29	33	53%	62
J FRANK AVEY MD		50	12	19%	62
STONY BROOK SOUTHAMPTON		61	1	2%	62
PROMPT CARE OF CENTRAL FLORIDA			62	100%	62
CL BRUMBACK PRIMARY CARE CLINICS		16	46	74%	62
DOUGLAS T JACOBSON STATE VETERANS HOME		62			62
MD LABS		35	27	44%	62
MIAMI BEACH COMMUNITY HEALTH CENTER			62	100%	62
SUMMIT AT VENICE	2	56	4	6%	62
ATRIUM AT LIBERTY PARK		60	1	2%	61
UNIVERSITY OF NORTH FLORIDA STUDENT HEALTH		58	3	5%	61
EMERALD COAST HOSPICE		60	1	2%	61
NXGEN MDX		19	41	68%	60
GRAND OAKS OF JENSEN BEACH LLC		60			60
SENIOR LIVING VII TAMPA LLC	1	51	8	13%	60
EXACT SCIENCES LABORATORIES, LLC		15	45	75%	60

# COVID-19: testing by laboratory

Data through Dec 27, 2020 verified as of Dec 28, 2020 at 09:25 AM

Data in this report are provisional and subject to change.

The numbers in the table below represent the number of Florida and non-Florida residents for whom test results were received by the Department of Health. A person can be tested by more than one laboratory and can have both positive and negative results. **Therefore, the sum of the numbers in each column will be larger than the total number of people tested.**

Reporting lab	Inconclusive	Negative	Positive	Percent positive	Total
ISLAND COAST PEDIATRICS		56	4	7%	60
WASHINGTON REHABILITATION AND NURSING CENTER		51	9	15%	60
FAMILY MEDICAL CARE OF PALM BEACH		40	20	33%	60
IQBAL A FARUQUI MD		49	11	18%	60
MILLER BIOCONNECT		43	16	27%	59
FLORIDA PEDIATRIC GROUP		27	32	54%	59
PROJECT HEALTH INC		49	10	17%	59
INTERNAL LAB		50	9	15%	59
BIOTECH		52	7	12%	59
HUNTINGTON HOSPITAL LABORATORY		57	2	3%	59
ARDEN COURTS OF DELRAY BEACH FL LLC		59			59
MINNESOTA TWINS		56	3	5%	59
FAWCETT MEMORIAL HOSPITAL LABORATORY			59	100%	59
SANDY PINES	2	55	2	3%	59
Summit Medical Group		55	4	7%	59
FORT MYERS REHABILITATION AND NURSING CENTER		53	5	9%	58
EAST ALABAMA MEDICAL CENTER LABORATORY		50	8	14%	58
DAYSRING SENIOR LIVING LLC		57	1	2%	58
BIG BOCA SMILES LLC		56	2	3%	58
CENTRA CARE POINCIANA	1	45	12	21%	58
Margate Health and Rehabilitation Center		56	2	3%	58
THE CANOPY AT BERRYHILL		58			58
EMBRY RIDDLE AERONAUTICAL UNIVERSITY HEALTH SERVICES			58	100%	58
AMERICAN FAMILY MEDICAL		48	10	17%	58
POINTE, THE		56	2	3%	58
GENPATH			57	100%	57
ANTHEM LAKES LLC		57			57
GV NAPLES OPCO, LLC		57			57
ASCENSION SACRED HEART BAY LABORATORY		54	3	5%	57
Crystal Health & Rehab Center		57			57
RESTORE HEALTH URGENT CARE		20	37	65%	57
KAPG FLEMING ISLAND SENIOR HOUSING OPCO LLC	1	56			57
Life Care Center of Sarasota		48	9	16%	57
ALZHEIMERS CARE CENTER OF VIERA LTD		37	20	35%	57
LECONTE MEDICAL CENTER LAB		42	15	26%	57
DOS OF NORTH SHORES NURSING & REHAB CENTER		57			57
MOBILE PHYSICIAN SERVICES INC		55	2	4%	57
MILLENIUUM PHYSICIANS GROUP		1	56	98%	57
PORT SAINT LUCIE HOSPITAL		57			57
ROSECASTLE OF CITRUS		56			56
EAGLES WATCH CLUSTER		47	9	16%	56
CARENOW LAKE MARY			56	100%	56
FLAGLER COLLEGE HEALTH SERVICES		39	17	30%	56
MINUTECLINIC LLC #5187		46	10	18%	56
WHITE WILSON MEDICAL CENTER PA - NAVARRE			56	100%	56
PEDIATRIC SPECIALISTS MEDICAL GROUP	1	54	1	2%	56

# COVID-19: testing by laboratory

Data through Dec 27, 2020 verified as of Dec 28, 2020 at 09:25 AM

Data in this report are provisional and subject to change.

The numbers in the table below represent the number of Florida and non-Florida residents for whom test results were received by the Department of Health. A person can be tested by more than one laboratory and can have both positive and negative results. **Therefore, the sum of the numbers in each column will be larger than the total number of people tested.**

Reporting lab	Inconclusive	Negative	Positive	Percent positive	Total
ALTERNATIVE LIVING, INC DBA TWIN CITIES PAVILION		56			56
TAVARES PEDIATRICS		51	4	7%	55
TWIN CREEKS ASSISTED LIVING & MEMORY CARE		53	2	4%	55
PALM BAY URGENT CARE		28	27	49%	55
ADVENTHEALTH MEDICAL GROUP FAMILY MEDICINE AT		45	10	18%	55
Q ANSWER LAB	1	23	31	56%	55
FAMILY HEALTH CENTERS OF SOUTHWEST FLORIDA INC		34	21	38%	55
HEARTLAND PEDIATRICS OF LAKE PLACID PA		44	11	20%	55
CENTRAL FLORIDA HEALTHCARE GROUP LLC		48	7	13%	55
SONATA HUNTERS CREEK		47	8	15%	55
PINNACLES PEDS CARE PA		54			54
CRAIG BERGER MD PL D/B/A BAY AREA EYE INSTITUTE		54			54
CLERMONT HEALTH AND REHAB		40	14	26%	54
ST. CLOUD MEDICAL GROUP		54			54
TIFFANY HALL NURSING AND REHAB		44	10	19%	54
East Bay Rehabilitation Center		33	21	39%	54
CERTUS MTD OPCP LLC		52	2	4%	54
MEDIPATH LLC			54	100%	54
CENTRA CARE - CONWAY		21	33	61%	54
SARASOTA CO. HEALTH DEPT # 58		40	14	26%	54
JUNIPER VILLAGE AT NAPLES		53	1	2%	54
UNITED LABORATORY SERVICES CORPORATION		38	16	30%	54
PANAMA PHARMACY	2	46	5	9%	53
INDIGO MANOR		21	32	60%	53
MED COMP SCIENCES		1	52	98%	53
AFTER HOURS PEDIATRICS INC	1	1	51	96%	53
CENTURY CENTER FOR REHABILITATION & HEALING		38	15	28%	53
REGENTS PARK OF BOCA RATON		50	2	4%	52
VETERANS AFFAIRS MEDICAL CENTER - GULF COAST		27	25	48%	52
ENCOMPASS HEALTH REHABILITATION HOSPITAL	2	50			52
WILSON MEMORIAL REGIONAL MEDICAL CENTER		49	3	6%	52
INTERNAL MEDICINE SPECIALIST		46	6	12%	52
PARKSIDE INN		52			52
North Lake Care Center		52			52
MICRO PATH LABORATORIES INC		50	2	4%	52
ADVENT HEALTH		49	3	6%	52
KINDRED HOSPITAL THE PALM BEACHES		50	2	4%	52
OKEECHOBEE COUNTY HEALTH DEPT	1	34	17	33%	52
LENOX HILL HOSPITAL		47	4	8%	51
CITRUS MEMORIAL HOSPITAL			51	100%	51
APOLLOMDX LABS		29	22	43%	51
NOVARI CARE LLC		45	6	12%	51
AFC PHYSICIANS OF FLORIDA		37	14	27%	51
RESEARCH CENTERS OF AMERICA, LLC		39	12	24%	51
GULFVIEW MEDICAL INSTITUTE		51			51
SOLARIS HEALTHCARE BAYONET POINT		48	2	4%	50

# COVID-19: testing by laboratory

Data through Dec 27, 2020 verified as of Dec 28, 2020 at 09:25 AM

Data in this report are provisional and subject to change.

The numbers in the table below represent the number of Florida and non-Florida residents for whom test results were received by the Department of Health. A person can be tested by more than one laboratory and can have both positive and negative results. **Therefore, the sum of the numbers in each column will be larger than the total number of people tested.**

Reporting lab	Inconclusive	Negative	Positive	Percent positive	Total
ADVENT HEALTH - PALM COAST		1	49	98%	50
PALMS EDGE	1	46	3	6%	50
HARBORCHASE OF VERO BEACH		46	4	8%	50
ELLENTON PEDIATRICS PA		45	5	10%	50
SONATA BOCA RATON		48	2	4%	50
SNH BRFL TENANT LLC		50			50
GATEWAY CARE CENTER		50			50
BROOKDALE FORT MYERS THE COLONY		50			50
JERICOHO URGENT CARE		47	3	6%	50
USF		1	48	98%	49
ZON BEACHSIDE LLC		39	10	20%	49
PHYSICIANS PRIMARY CARE OF SOUTHWEST FLORIDA		39	10	20%	49
GENEDX		36	13	27%	49
NORTH SHORE UNIVERSITY HOSPITAL LABORATORY		45	4	8%	49
NITE LITE PEDIATRICS - PORT ST. LUCIE		42	7	14%	49
SOMERBY LAKE NONA		48	1	2%	49
KENDALL REGIONAL MEDICAL CENTER LAB	3		46	94%	49
ORLANDO HEALTH AND REHAB CENTER		14	35	71%	49
MACADAMS HOME HEALTH AGENCY		49			49
RIVERSIDE RECOVERY OF TAMPA		48	1	2%	49
A COUNTRY PLACE ASSISTED LIVING FACILITY		49			49
FHMG LAKE MARY PEDS		42	7	14%	49
SOLARIS SENIOR LIVING NORTH NAPLES		48	1	2%	49
SEMINOLE SPORTS AND FAMILY MEDICINE		47	2	4%	49
SOFT CELL LABORATORIES		45	3	6%	48
ALLIANCE PEDIATRICS		24	24	50%	48
MEDICATION ROOMS-CSU/CI NURSE STATION	1	41	6	13%	48
ADVENT HEALTH CENTRA CARE - EAST ORLANDO		21	27	56%	48
ST FRANCIS HOSPITAL		42	6	13%	48
COURTYARD GARDENS OF JUPITER		48			48
NAPLES PEDIATRICS INC		43	5	10%	48
BAY CENTER HURRICANE SHELTER		48			48
BIOIQ			48	100%	48
ADVENT HEALTH CENTRA CARE - SAND LAKE		18	29	62%	47
NAVARRE GARDENS		41	6	13%	47
BARRY UNIVERSITY STUDENT HEALTH SERVICES		37	10	21%	47
ALLEGRO		47			47
ALEXANDER NININGER STATE VETERANS		47			47
PRIME HEALTH OF NORTH PORT LLC		42	5	11%	47
INTERLAB		1	46	98%	47
TRINITY AL SENIOR HOUSING LLC		44	3	6%	47
RIVER TOWN DIAGNOSTIC LLC		14	33	70%	47
SONNIS PEDIATRICS PA		46	1	2%	47
BAPTIST MEDICAL CENTER SOUTH		35	12	26%	47
ISLAND DOCTORS			47	100%	47
PEDIATRIC CARE CENTER- JACKSONVILLE BEACH		19	28	60%	47

# COVID-19: testing by laboratory

Data through Dec 27, 2020 verified as of Dec 28, 2020 at 09:25 AM

Data in this report are provisional and subject to change.

The numbers in the table below represent the number of Florida and non-Florida residents for whom test results were received by the Department of Health. A person can be tested by more than one laboratory and can have both positive and negative results. **Therefore, the sum of the numbers in each column will be larger than the total number of people tested.**

Reporting lab	Inconclusive	Negative	Positive	Percent positive	Total
FLORIDA ATLANTIC UNIVERSITY STUDENT HEALTH		35	11	24%	46
MAINSTREAM DIAGNOSTIC LABORATORY LLC		40	6	13%	46
PREMIER PLACE HEALTHCARE AT THE GLENVIEW		46			46
HARTFORD HEALTH SERVICES LLC		46			46
EAST MANATEE FAMILY	1	1	44	96%	46
ELMCROFT OF BELLA VITA□		38	8	17%	46
ST MARK VILLAGE		43	3	7%	46
HEALTH DESIGNS		40	6	13%	46
FAMILY EXTENDED CARE OF CENTRAL TAMPA		46			46
H LEE MOFFITT CANCER CENTER MICRO		46			46
CATHOLIC HEALTH SERVICES REGIONAL LAB		42	4	9%	46
CHILDREN'S HOSPITAL OF ALABAMA		45	1	2%	46
ADVANCED MEDICAL GROUP		1	45	98%	46
PEDIATRICS IN BREVARD PA- ROCKLEDGE		39	7	15%	46
ALTAMONTE PEDIATRIC ASSOCIATES		31	14	31%	45
NEW SMYRNA BEACH URGENT CARE			45	100%	45
UNIVERSITY OF CENTRAL FLORIDA HEALTH SERVICES		45			45
ADVENT HEALTH MEDICAL GROUP OB GYN AT		39	6	13%	45
SOUTHPORT SQUARE HARBOUR HEALTH		45			45
ALLIANCE OF PHYSICIANS AGAINST COVID-19			44	100%	44
FLORIDA HEALTH CARE		6	38	86%	44
EXPERTUS LABORATORIES INC		17	27	61%	44
PEDIATRICS OF CENTRAL FLORIDA – SAINT CLOUD	2	40	2	5%	44
AMERICAN FAMILY MEDICAL LLC		30	14	32%	44
BioReference Laboratories, Inc		6	38	86%	44
VISITING PHYSICIANS ASSOCIATION		40	4	9%	44
MOOSEHAVEN LIFE CARE CENTER		44			44
Darcy Hall Of Life Care		44			44
HEALTH FIRST - CAPE CANAVERAL HOSPITAL		1	43	98%	44
STEINHATCHEE FAMILY MEDICAL CENTER□		40	4	9%	44
JACOBI MEDICAL CENTER		42	2	5%	44
CLINICA HISPANA			44	100%	44
PALM BAY PEDIATRICS		33	11	25%	44
CARENOW URGENT CARE - LAKE MARY			43	100%	43
NORTH FLORIDA INTERNAL MEDICINE PA		36	7	16%	43
ADVENT HEALTH - MOUNT DORA		6	37	86%	43
PATRICK AIR FORCE BASE		3	40	93%	43
Guardian Care Nursing and Rehabilitation Center		43			43
LAKE MARY KIDS CENTRA CARE		33	10	23%	43
MAGNOLIA FAMILY URGENT CARE		40	3	7%	43
WINTER GARDEN REHAB AND NURSING CENTER		40	3	7%	43
ADVENT HEALTH - LAKE MARY		35	8	19%	43
STUART URGENT CARE			43	100%	43
QUOTIENT SCIENCES			43	100%	43
SUSANNA WESLEY HEALTH CENTER		39	4	9%	43
WASHINGTON REHAB AND NURSING		41	2	5%	43

# COVID-19: testing by laboratory

Data through Dec 27, 2020 verified as of Dec 28, 2020 at 09:25 AM

Data in this report are provisional and subject to change.

The numbers in the table below represent the number of Florida and non-Florida residents for whom test results were received by the Department of Health. A person can be tested by more than one laboratory and can have both positive and negative results. **Therefore, the sum of the numbers in each column will be larger than the total number of people tested.**

Reporting lab	Inconclusive	Negative	Positive	Percent positive	Total
BRANCH MEDICAL CLINIC			43	100%	43
RITECARE MED CTR H			43	100%	43
SOUTHEAST ALABAMA MEDICAL CENTER			43	100%	43
SUNRISE URGENT CARE ASSOCIATES LLC D/B/A	1	13	29	67%	43
Atlantic Shore Nursing and Rehab		42			42
GREENLEAF ALF		42			42
MALCOM RANDALL DEPT OF VAMC			42	100%	42
TROY REGIONAL MEDICAL CENTER		34	8	19%	42
ROSECASTLE AT DELANEY CREEK		41	1	2%	42
VITAS HEALTHCARE CORP OF FLORIDA		42			42
FLORIDA HOSPITAL		26	16	38%	42
KINDRED HOSPITAL MELBOURNE		42			42
MID FLORIDA PATHOLOGY LLC MOBILE UNIT #4		23	18	44%	41
CENTRA CARE - AOPKA	1	2	38	93%	41
MIAMI VA HEALTHCARE SYSTEM			41	100%	41
CLARE BRIDGE OF SARASOTA		40	1	2%	41
QUALITY URGENT CARE AND WELLNESS		31	10	24%	41
Peninsula Care and Rehab		39	2	5%	41
EMERALD COAST BEHAVIORAL HOSPITAL		39	2	5%	41
FAMILY EXTENDED CARE OF WINTER HAVEN		39	2	5%	41
PRECISION HEALTH SOLUTIONS LAB		9	32	78%	41
REDI-MED WALK-IN FAMILY CARE			41	100%	41
FLORIDA HOSPITAL NEW SMYRNA		4	37	90%	41
PEDIATRICS OF CENTRAL FLORIDA KISSI		33	8	20%	41
BROWARD HEALTH MEDICAL CENTER CLINICAL LAB			41	100%	41
POPLAR HEALTHCARE PLLC	1	11	29	71%	41
MAIMONIDES-SHALOM ACADEMY, INC		40	1	2%	41
DAVID POSNACK JEWISH DAY SCHOOL		40			40
MARTIN ACQUISITION 1 LLC DBA		37	3	8%	40
ARBOR TERRACE SAN JOSE LLC		39	1	3%	40
Cross Landings Health and Rehabilitation		40			40
INN AT THE FOUNTAINS, THE		34	6	15%	40
WELL HEALTH WORKS		39	1	3%	40
PRIDE DIAGNOSTICS		24	16	40%	40
BRONX LEBANON HOSPITAL-MEDICAL CENTER		37	3	8%	40
OPPENHEIMER PLASTIC SURGERY LLC		37	2	5%	39
A2Z DIAGNOSTICS		39			39
ADVENT HEALTH EXPRESS CARE		3	36	92%	39
BAY COUNTY JAIL ANNEX		34	5	13%	39
HOSPICE OF ST FRANCIS INC		38	1	3%	39
CHAMBREL AT ISLAND LAKE		38	1	3%	39
URGENT CARE & WELLNESS CENTER		10	29	74%	39
NEXT MOLECULAR ANALYTICS		9	30	77%	39
PICH KTM CORP DBA MEDTOWN PHARMACY		34	5	13%	39
SARATOGA HOSPITAL LABORATORY		36	3	8%	39
CLINICAL RESEARCH SEQUENCING PLATFORM		8	31	79%	39

# COVID-19: testing by laboratory

Data through Dec 27, 2020 verified as of Dec 28, 2020 at 09:25 AM

Data in this report are provisional and subject to change.

The numbers in the table below represent the number of Florida and non-Florida residents for whom test results were received by the Department of Health. A person can be tested by more than one laboratory and can have both positive and negative results. **Therefore, the sum of the numbers in each column will be larger than the total number of people tested.**

Reporting lab	Inconclusive	Negative	Positive	Percent positive	Total
MEDEX MEDICAL EXPRESS OF PALATKA LLC			39	100%	39
ARBOR OAKS AT TYRONE	2	37			39
EC OPCO CARROLLWOOD LLC		33	6	15%	39
TGH URGENT CARE POWERED BY FAST TRACK			39	100%	39
COOPER FAMILY MEDICAL, PLLC		34	5	13%	39
ROCKLEDGE REGIONAL MEDICAL CENTER		30	9	23%	39
FLORIDA HEALTH CARE DELAND			38	100%	38
HOMEWOOD RESIDENCE AT FREEDOM PLAZA		37	1	3%	38
SOMERBY OF SANTA ROSA BEACH		36	2	5%	38
NEW YORK PRESBYTERIAN - QUEENS DIAGNOSTIC		37	1	3%	38
BOND CLINIC PA		8	30	79%	38
FIRST CHOICE URGENT CARE		10	28	74%	38
PALM RIVER COMMUNITY HEALTH CENTER		33	5	13%	38
BOND CLINIC, PA		9	29	76%	38
FLORIDA MEDICAL CLINIC PA		35	3	8%	38
ADVENT HEALTH - LAKE WALES		28	10	26%	38
ORCHID COVE AT DAYTONA		34	4	11%	38
CAPITAL REGIONAL MEDICAL CENTER		2	36	95%	38
UNIVERSITY OF ALABAMA		35	3	8%	38
GRAND ST PAUL CVS		38			38
ROCHESTER GENERAL HOSPITAL LABORATORY		37	1	3%	38
RAINBOW PEDIATRICS PC LLC / BREAKFAST POINT		38			38
LOURDES HOSPITAL INC		35	2	5%	37
FHMG_CTR FOR SENIOR HEALTH		32	5	14%	37
PONCE THERAPY CARE CENTER		34	3	8%	37
THE COLLIER AT NAPLES		36	1	3%	37
PENNSYLVANIA DEPT OF HEALTH		20	17	46%	37
SEMINOLE TRIBE OF FLORIDA		29	8	22%	37
FAMILY EXTENDED CARE OF SEBRING INC		35	2	5%	37
BOULEVARD REHABILITATION CENTER		24	13	35%	37
HOSPICE OF THE EMERALD COAST INC - PANAMA CITY		36	1	3%	37
BENTON HOUSE OF ST. JOHNS		36	1	3%	37
OAK MANOR NURSING HOME		36	1	3%	37
PATHOGENIUS LABORATORIES		30	7	19%	37
KINDRED HOSPITAL-BAY AREA-ST PETERSBURG LAB		37			37
FLORIDA DEPARMENT OF HEALTH CLAY COUNTY		25	12	32%	37
ONE MILO		37			37
JPR URGENT MEDICAL CARE		37			37
NEOGENOMICS LABORATORIES INC		37			37
CYPRESS COVE		34	2	6%	36
NADAL PEDIATRICS		31	5	14%	36
STEWART SEBASTIAN RIVER MEDICAL CENTER		27	9	25%	36
BUECHELE DENTAL PA DBA CLERMONT FAMILY DENTISTRY		32	4	11%	36
ROHR HOME		33	3	8%	36
BARKLEY PLACE		35	1	3%	36
BEACHES PEDIATRICS PA		35	1	3%	36



# COVID-19: testing by laboratory

Data through Dec 27, 2020 verified as of Dec 28, 2020 at 09:25 AM

Data in this report are provisional and subject to change.

The numbers in the table below represent the number of Florida and non-Florida residents for whom test results were received by the Department of Health. A person can be tested by more than one laboratory and can have both positive and negative results. **Therefore, the sum of the numbers in each column will be larger than the total number of people tested.**

Reporting lab	Inconclusive	Negative	Positive	Percent positive	Total
CAPE REGIONAL MEDICAL CENTER		35	1	3%	36
MENTAL HEALTH CARE INC		31	5	14%	36
NORTH FLORIDA SPINE AND WELLNESS		31	5	14%	36
QUALITY URGENT CARE AND WELLNESS PL		26	10	28%	36
COOPER FAMILY MEDICAL PLLC		27	9	25%	36
BVL/LITTLE ANGEL PEDIATRICS		36			36
TRADITIONAL HOME HEALTH OF PALM BEACH INC		36			36
INTERNAL MEDICINE & PEDIATRICS OF TAMPA BAY PA		24	12	33%	36
HAWTHORN HOUSE		30	6	17%	36
PREMIER MEDICAL ASSOCIATES		36			36
CEDAR CREEK AT KINGS BAY INC		36			36
KINDRED HOSPITAL - SOUTH FLORIDA		36			36
DOH-WEST PALM BEACH BRANCH LABORATORY		2	34	94%	36
BIOREFERENCE LABORATORIES		3	33	92%	36
LAKELAND REGIONAL HEALTH LAKE MIRIAM		3	32	91%	35
P23 LABS		35			35
BAYSHORE PATHOLOGY CONSULTANTS PA		34	1	3%	35
CROSS CITY REHABILITATION AND HEALTH CARE CENTER		35			35
CARDIOLOGY AND MEDICINE ASSOCIATES		26	9	26%	35
life Care Center of Melbourne		21	14	40%	35
IRL		4	31	89%	35
QHC UPSTATE MEDICAL PC		30	5	14%	35
HR SARASOTA OPERATOR LLC		25	10	29%	35
NAVARRE GARDENS LLC		32	3	9%	35
MARQUIS LABS, LLC		35			35
ECOLAB GROUP		7	28	80%	35
BROOKDALE PALMER RANCH	1	33	1	3%	35
ADVENTHEALTH EXPRESS CARE AT WALGREENS 49TH STREET		27	8	23%	35
ADVENT HEALTH - FISH MEMORIAL		2	33	94%	35
IMA MEDICAL GROUP		23	12	34%	35
BROWARD PARTNERSHIP	1	33			34
WEST ISLIP URGENT CARE		34			34
Palms at Ponte Vedra Assisted Living and Memory Care		33	1	3%	34
CORAL GABLES HOSPITAL			34	100%	34
LITTLE NECK URGENT CARE		33	1	3%	34
PENSACOLA PEDIATRICS, PA		27	7	21%	34
PARAMOUNT WALK-IN CLINIC		1	33	97%	34
FLORIDA MEDICAL CLINIC LLC		24	10	29%	34
MOLECULAR DIAGNOSTICS		1	33	97%	34
AMERICAN HOUSE SENIOR LIVING		34			34
ADVANCED MEDICAL OF NAPLES LLC			34	100%	34
CENTRA CARE - LAKE NONA		3	31	91%	34
SANFORD MOBILE LAB PGA TOUR		32	1	3%	33
MEDLOGIC LABORATORIES		3	30	91%	33
TERRACE AT HOBE SOUND, THE	1	31	1	3%	33
BOND CLINIC		3	30	91%	33

# COVID-19: testing by laboratory

Data through Dec 27, 2020 verified as of Dec 28, 2020 at 09:25 AM

Data in this report are provisional and subject to change.

The numbers in the table below represent the number of Florida and non-Florida residents for whom test results were received by the Department of Health. A person can be tested by more than one laboratory and can have both positive and negative results. **Therefore, the sum of the numbers in each column will be larger than the total number of people tested.**

Reporting lab	Inconclusive	Negative	Positive	Percent positive	Total
ADVENTIST HEALTH SYSTEM FLORIDA		26	7	21%	33
SH HERON EAST LLC		33			33
ST. MARYS MEDICAL CENTER		1	32	97%	33
KAPG ST AUGUSTINE SENIOR HOUSING OPCO LLC		33			33
AYERS NURSING AND REHABILITATION CENTER		33			33
EC OPCO PENSACOLA, LLC		33			33
CHERRY OAK PALM BEACH COUNTY		33			33
INTERNAL MEDICINE ASSOCIATES PA		31	2	6%	33
ACCURATE DIAGNOSTIC LAB		32	1	3%	33
Kensington Gardens		33			33
AHSE ROP		32	1	3%	33
BAY PINES MEDICAL ASSOCIATES		1	32	97%	33
KINDRED AT HOME		26	7	21%	33
PRMG - EAST NAPLES		23	10	30%	33
AZALEA TRACE PHYSICIAN SERVICES		32			32
WESTMINSTER ST AUGUSTINE		32			32
COLLIER HMA PHYSICIAN MANAGEMENT LLC		26	6	19%	32
DOH		17	15	47%	32
NORTHWELL HEALTH PLAINVIEW HOSPITAL LABORATORY		25	7	22%	32
METRO KNOXVILLE HMA		25	7	22%	32
JACKSON HEALTH SYSTEM		1	31	97%	32
OPIS COQUINA CENTER		32			32
RASHDA ALBIBI M.D. P.A.		30	2	6%	32
QUICK CARE MED LLC		26	6	19%	32
BRISTOL AT TAMPA, THE		28	4	13%	32
ST AUGUSTINE PEDIATRIC ASSOC		30	2	6%	32
MISSION OAKS ASSISTED LIVING		31	1	3%	32
AMERICAN HOUSE COCONUT POINT		30	2	6%	32
EGLIN AFB		9	23	72%	32
PHYSICIAN ASSOCIATES LLC		26	6	19%	32
MINUTECLINIC DIAGNOSTIC OF RHODE ISLAND, LLC #1544		31	1	3%	32
HOLZER HEALTH CENTER			32	100%	32
BIOFIRE		7	25	78%	32
Palm Garden of Largo		32			32
VENICE REGIONAL MEDICAL CENTER BAYFRONT HEALTH		10	22	69%	32
KINDRED HOSPITAL NORTH FLORIDA		29	2	6%	31
IPSUM DIAGNOSTICS		3	28	90%	31
REGENCY PARK ASSISTED LIVING FACILITY		29	2	6%	31
ESCAMBIA COUNTY JAIL		18	13	42%	31
CRANE CENTER		22	9	29%	31
REDI-MED WALK IN FAMILY CLINIC			31	100%	31
Life Care Center at Inverrary		31			31
AU HEALTH		26	5	16%	31
NIGHT LITE PEDIATRICS URGENT CARE CENTER			31	100%	31
VILLAGE ON THE ISLE		27	4	13%	31
MANOR CARE OF PALM HARBOR		31			31

# COVID-19: testing by laboratory

Data through Dec 27, 2020 verified as of Dec 28, 2020 at 09:25 AM

Data in this report are provisional and subject to change.

The numbers in the table below represent the number of Florida and non-Florida residents for whom test results were received by the Department of Health. A person can be tested by more than one laboratory and can have both positive and negative results. **Therefore, the sum of the numbers in each column will be larger than the total number of people tested.**

Reporting lab	Inconclusive	Negative	Positive	Percent positive	Total
GRAND OAKS OF PALM CITY LLC☐	1	28	2	6%	31
DISCOVERY COMMONS AT BRADENTON		31			31
VETERANS HOME			31	100%	31
PECONIC BAY MEDICAL CENTER LABORATORY		24	6	20%	30
MEDICAL CONSULTANTS OF FLORIDA LLC		29	1	3%	30
SOUTHERN LABORATORY		6	24	80%	30
Crossbreeze care center		29	1	3%	30
AMEERAH LABS			30	100%	30
LabCorp L#09258130 M#09258125		12	18	60%	30
HARMONY CLINIC		1	29	97%	30
Golfview Healthcare Center		30			30
HERITAGE WATERSIDE		27	3	10%	30
BEEHIVE HOMES OF GULF BREEZE		19	11	37%	30
FHMG- FLORIDA HOSPITAL MEDICAL GROUP		22	8	27%	30
LCS SANDHILL COVE LLC DBA		29	1	3%	30
PHOSPHORUS DIAGNOSTICS		27	3	10%	30
BRIDGEVIEW CENTER LLC☐		27	3	10%	30
ADVENT HEALTH CENTRA CARE - APOPKA NORTH		10	20	67%	30
PERSONAL PEDIATRICS		27	3	10%	30
HERNANDO COUNTY FIRE RESCUE DISTRICT		12	18	60%	30
STEWART MEDICAL GROUP, INC		21	9	30%	30
TAYLORVILLE FAMILY MEDICINE		22	7	24%	29
UNIVERSITY HOSPITAL		25	4	14%	29
BALMORAL TENANT SERVICES INC		29			29
WESTWOOD NURSING AND REHABILITATION		28	1	3%	29
SUNTREE INTERNAL MEDICINE		29			29
PRINCETON VILLAGE☐		26	3	10%	29
Coastal Health and Rehabilitation Center		28	1	3%	29
UNIV OF ROCHESTER-STRONG MEMORIAL HOSP		28	1	3%	29
ARDEN COURTS OF FORT MYERS		29			29
WUESTHOFF MEMORIAL HOSPITAL			29	100%	29
IMA MEDICAL GROUP POINCIANA		14	15	52%	29
WATERCREST ST LUCIE WEST	1	27	1	3%	29
COMPREHENSIVE CHILDCARE		23	6	21%	29
TRADITIONAL HOME CARE INC		29			29
NEMOURS CHILDRENS CLINIC		22	7	24%	29
LAKE HOWELL FAMILY MEDICINE ASSOCIATES		23	6	21%	29
CENTRA CARE - DR. PHILLIPS		1	28	97%	29
P4CLINICAL	3	2	24	83%	29
BISHOP GRADY VILLAS		29			29
JACKSONVILLE UNIVERSITY		27	2	7%	29
TITUSVILLE FAMILY PRACTICE		14	15	52%	29
BELVEDERE COMMONS OF SUN CITY CENTER☐		29			29
FELICIDAD MEDICAL CENTER			29	100%	29
PORT ST LUCIE HOSPITAL		25	3	11%	28
FERN PARK DEVELOPMENTAL CENTER			28	100%	28

# COVID-19: testing by laboratory

Data through Dec 27, 2020 verified as of Dec 28, 2020 at 09:25 AM

Data in this report are provisional and subject to change.

The numbers in the table below represent the number of Florida and non-Florida residents for whom test results were received by the Department of Health. A person can be tested by more than one laboratory and can have both positive and negative results. **Therefore, the sum of the numbers in each column will be larger than the total number of people tested.**

Reporting lab	Inconclusive	Negative	Positive	Percent positive	Total
NIGHT LITE PEDIATRICS CENTER LLC		8	20	71%	28
FLORIDA HEALTH CARE PLANS INC		1	27	96%	28
ACTIVE SENIOR LIVING		26	2	7%	28
Heartland Health Care Center North Sarasota		18	10	36%	28
PALM GARDEN OF JACKSONVILLE		27	1	4%	28
LONGLEAF DIAGNOSTIC LABORATORIES		3	25	89%	28
MEDRITE URGENT CARE		20	8	29%	28
MAUREEN OROURKE-FUTEY			28	100%	28
PINELLAS COUNTY JAIL			28	100%	28
EVERLYWELL		16	12	43%	28
PLAINVIEW URGENT CARE		27	1	4%	28
MED ONE AT SAINT AUGUSTINE		20	7	26%	27
UCLA HEALTHCARE CLINICAL LABS		23	4	15%	27
MINUTE CLINIC INCORPORATE		22	5	19%	27
CDC		17	10	37%	27
CONNECTICUT DEPARTMENT OF HEALTH		22	5	19%	27
LAKELAND NURSING AND REHABILITATION CENTER			27	100%	27
UNION MEDICAL CARE		27			27
EXPRESS CARE OF BELLEVIEW		27			27
COASTAL INTERNAL MEDICINE		21	6	22%	27
GOOD HEARTS COVID TESTING		8	19	70%	27
MOBILE DOC FL, LLC		22	5	19%	27
SANTA BARBARA CARE CENTER		17	10	37%	27
SUNCOAST LABS			27	100%	27
ARIZONA DEPARTMENT OF HEALTH SERVICES			27	100%	27
MAINSTREET FAMILY URGENT CARE		1	26	96%	27
TUKA PEDIATRICS		1	26	96%	27
HOLISTIC PEDIATRICS GROUP LLC		25	2	7%	27
NORTH FLORIDA PEDIATRICS		25	2	7%	27
LAKE CITY VA MEDICAL CENTER			27	100%	27
EDEN AT CRESTVIEW		12	15	56%	27
UTAH CVS PHARMACY, LLC		26	1	4%	27
OAKTREE HEALTHCARE			27	100%	27
WHOLE FAMILY HEALTH CENTER INC		18	8	31%	26
Mt Sinai Aventura			26	100%	26
HIGHLANDS LAKE CENTER		26			26
MONCRIEF ARMY HEALTH CLINIC			26	100%	26
PALM BAY HOSPITAL			26	100%	26
UNION MEDICAL CARE PLLC		26			26
CDR MAGUIRE - MIAMI BEACH CC MISSION 17388		2	24	92%	26
LINCOLN DIAGNOSTIC LAB		25	1	4%	26
PORT CHARLOTTE REHABILITATION CENTER		22	4	15%	26
HEALTH FIRST - VIERA HOSPITAL		1	25	96%	26
ASHRAF MEDICAL GROUP PLLC DBA PULSE MD		26			26
SUMMIT MEDICAL GROUP PA		26			26
ERDOX		25	1	4%	26

# COVID-19: testing by laboratory

Data through Dec 27, 2020 verified as of Dec 28, 2020 at 09:25 AM

Data in this report are provisional and subject to change.

The numbers in the table below represent the number of Florida and non-Florida residents for whom test results were received by the Department of Health. A person can be tested by more than one laboratory and can have both positive and negative results. **Therefore, the sum of the numbers in each column will be larger than the total number of people tested.**

Reporting lab	Inconclusive	Negative	Positive	Percent positive	Total
ADVENT HEALTH PARTIN SETTLEMENT HEALTH PARK		18	8	31%	26
WILLOWBROOKE COURT AT ST ANDREWS ESTATES		22	4	15%	26
THE MINIER URGENT CARE		20	6	23%	26
ISLAND URGENT CARE PLLC		26			26
CALADIUM PEDIATRICS		25	1	4%	26
CENTRA CARE - SAND LAKE		1	25	96%	26
MINUTE CLINIC LLC #2216		25	1	4%	26
PULMONARY SPECIALISTS OF THE PALM BEACHES		16	10	38%	26
THE TERRACE AT IVY ACRES ALF		11	15	58%	26
LONG ISLAND JEWISH MED CTR		25	1	4%	26
LOOP PEDIATRICS		22	4	15%	26
GRAMERCY PARK URGENT CARE		25			25
BAY COUNTY SHERIFFS OFFICE JAIL FACILITY		21	4	16%	25
UNIPATH		18	7	28%	25
RJ LEE GROUP	1	23	1	4%	25
WOMENS CARE FLORIDA LABORATORY		25			25
CDR MAGUIRE INC	1	2	22	88%	25
MINUTECLINIC DIAGNOSTIC OF TEXAS, LLC		21	4	16%	25
ARCPPOINT LABS OF FORT LAUDERDALE		25			25
FIRSTCARE CLINIC		7	18	72%	25
FAMILY CARE PARTNERS		15	10	40%	25
MAGNOLIA MEDICAL CLINIC		1	24	96%	25
ADDINGTON PLACE AT WELLINGTON GREEN		25			25
LAFAYETTE NURSING AND REHABILITATION CENTER		25			25
LEVY COUNTY DEPARTMENT OF HEALTH		20	5	20%	25
SANITAS		4	21	84%	25
PENSACOLA DEVELOPMENTAL CENTER		9	16	64%	25
STATEN ISLAND UNIVERSITY HOSPITAL-POUCH		25			25
RENAISSANCE AT THE TERRACES		25			25
BOCA BIOLISTIC REFERENCE LAB			25	100%	25
ST. CLOUD HOSPITAL		20	5	20%	25
ADVENT HEALTH CENTRA CARE - LAKE BUTLER BOULEVARD			25	100%	25
PRACTICE MANAGEMENT OF AMERICA, INC.		3	22	88%	25
WAVE CREST HEALTH AND REHABILITATION CENTER		25			25
CITYMD OF MANAHAWKIN		22	2	8%	24
VILLAGES REHABILITATION AND NURSING CENTER		24			24
AVENTIS BIO-SERVICES CTL		24			24
SEVEN HILLS HEALTH AND REHABILITATION CENTER		24			24
BROOKDALE JENSEN BEACH		24			24
COURTYARDS OF ORLANDO		24			24
HERITAGE OAKS ASSISTED LIVING & MEMORY CARE		20	4	17%	24
PLANT CITY PEDIATRICS		23	1	4%	24
TRUGENX		1	23	96%	24
MINUTECLINIC DIAGNOSTIC OF RHODE ISLAND, LLC #212		24			24
WEST		14	10	42%	24
SENIOR HEALTH OF WINTER PARK DUNDEE		24			24

# COVID-19: testing by laboratory

Data through Dec 27, 2020 verified as of Dec 28, 2020 at 09:25 AM

Data in this report are provisional and subject to change.

The numbers in the table below represent the number of Florida and non-Florida residents for whom test results were received by the Department of Health. A person can be tested by more than one laboratory and can have both positive and negative results. **Therefore, the sum of the numbers in each column will be larger than the total number of people tested.**

Reporting lab	Inconclusive	Negative	Positive	Percent positive	Total
WELLNOW URGENT CARE		23	1	4%	24
HOME CARE PHARMACY		24			24
NORTH FLORIDA MEDICAL CENTER		22	2	8%	24
LABORATORY DYNAMICS		20	4	17%	24
THE CHAPPEL GROUP RESEARCH		24			24
STUART LODGE LIVING LLC		4	20	83%	24
MADWAR		19	5	21%	24
CINNAMON COVE ALF		24			24
JAMAICA HOSPITAL MEDICAL CENTER		23	1	4%	24
PORT SAINT JOHN FAMILY PRACTICE		18	6	25%	24
WESTMINSTER WOODS ON JULINGTON CREEK		22	2	8%	24
University Hills health and Rehabilitation		15	9	38%	24
PUBLIC SQUARE PHARMACY LLC		15	9	38%	24
AFTER HOURS PEDIATRICS			24	100%	24
MOOSEHAVEN HEALTH CENTER		12	12	50%	24
KENNEDY PAIN CLINIC GROUP LLC		21	3	13%	24
PHYSICIANS PRIMARY CARE OF SW FLORIDA PL		24			24
MEDCOMP SCIENCES			24	100%	24
TARPON BAYOU CENTER			24	100%	24
WOLFF CTR FOR CHILD & ADOLESCENT HEALTH PLLC,THE		18	5	22%	23
THE TERRACE OF JACKSONVILLE		3	20	87%	23
CARE ONE OF FLORIDA		8	15	65%	23
CSL PLASMA INC		3	20	87%	23
RENAISSANCE SENIOR LIVING	1	22			23
UF HEALTH NORTH JACKSONVILLE			23	100%	23
WEST VOLUSIA FAMILY AND SPORTS MEDICINE		23			23
EGL GENETIC DIAGNOSTICS		1	22	96%	23
ROYAL PALM SENIOR RESIDENCE		23			23
SOUTHSIDE HOSPITAL NORTHWELL HEALTH LABORATORY		22	1	4%	23
DEVELOPMENTAL DISABILITIES DEFENDANT PROGRAM		23			23
MENORAH HOUSE		22	1	4%	23
UNIVERSITY HILLS HEALTH AND REHABILITATION CENTER		18	5	22%	23
PENSACOLA PEDIATRICS - PACE		16	7	30%	23
PARK WEST MEDICAL CENTER		22	1	4%	23
CENTRAL FLORIDA PEDIATRICS		13	10	43%	23
SOLARIS SENIOR LIVING OF MERRITT ISLAND		23			23
VASSAR BROTHERS MEDICAL CENTER LABORATORY		22	1	4%	23
NOBLE SENIOR LIVING		3	20	87%	23
PROFESSIONAL HEALTH EXAMINERS		19	4	17%	23
STATE LAB		2	21	91%	23
SPRING MANOR ASSISTED LIVING		23			23
WILLOW BROOKE COURT AT AZALEA TRACE		23			23
WEST COAST FAMILY MEDICAL CARE		14	9	39%	23
ISLAND COAST PEDIATRICS PA		22	1	4%	23
HENNEPIN COUNTY MEDICAL CENTER (HCMC)		12	11	48%	23
WESTPAC LABS		1	21	95%	22

# COVID-19: testing by laboratory

Data through Dec 27, 2020 verified as of Dec 28, 2020 at 09:25 AM

Data in this report are provisional and subject to change.

The numbers in the table below represent the number of Florida and non-Florida residents for whom test results were received by the Department of Health. A person can be tested by more than one laboratory and can have both positive and negative results. **Therefore, the sum of the numbers in each column will be larger than the total number of people tested.**

Reporting lab	Inconclusive	Negative	Positive	Percent positive	Total
MILLENNIUM PHYSICIAN GROUP LLC		18	4	18%	22
ADVENT HEALTH - LAKE MARY PEDIATRICS		15	7	32%	22
BULLS HEAD URGENT CARE		22			22
FINLAY C. LABORATORY		3	19	86%	22
NIGHT LITE PEDIATRIC CENTER		10	12	55%	22
KEY PRIMARY CARE			22	100%	22
COLONY CARE CENTER		13	9	41%	22
BETHESDA HEALTH URGENT CARE			22	100%	22
BURRY'S PHARMACY INC		12	10	45%	22
BROOKDALE UNIVERSITY HOSPITAL		21	1	5%	22
TEN HEALTHCARE		6	16	73%	22
DELAND WELLNESS CENTER			22	100%	22
FHMG - FLORIDA HOSPITAL MEDICAL GROUP		19	3	14%	22
FIRST CHOICE PEDIATRICS LOOP		20	2	9%	22
SEA PINES REHABILITATION HOSPITAL		22			22
MOBILE DIVISION LABORATORY		7	15	68%	22
MCW MENTAL HEALTH LLC		22			22
APOLLO SURGERY CENTER		20	2	9%	22
WARDE MEDICAL LABORATORY		15	7	32%	22
SARASOTA MEMORIAL NURSING & REHABILITATION CTR		22			22
DIACARTA INC.		22			22
SUNQUEST		3	19	86%	22
PREMIER MEDICAL ASSOCIATES ALL FLORIDA LLC		22			22
FLORIDA PEDIATRICS		6	16	73%	22
WUESTHOFF MEDICAL CENTER-MELBOURNE			22	100%	22
ROCKLEDEGE REGIONAL MEDICAL CENTER		17	5	23%	22
MINUTECLINIC DIAGNOSTIC		22			22
BONIFAY NURSING AND REHAB CENTER			22	100%	22
MADISON COUNTY MEMORIAL HOSP		12	10	45%	22
WASHINGTON COUNTY HEALTH DEPARTMENT		11	11	50%	22
BAPTIST HEALTH SOUTH FLORIDA - WEST BOCA URGENT CARE			22	100%	22
MAKO MEDICAL		14	8	36%	22
PANCARE HEALTH - BONIFAY K-8			21	100%	21
AMERICAN ESOTERIC LABORATORIES		6	15	71%	21
CLERMONT URGENT CARE			21	100%	21
CROSSWINDS HEALTH AND REHABILITATION CENTER		21			21
MOBILE MEDICAL ASSOCIATES PL		9	12	57%	21
WEST BROWARD CARE CENTER		20	1	5%	21
The Care Center at Pinellas Park		18	3	14%	21
INNOVATION CLINICAL TRIALS, INC			21	100%	21
PATHGROUP			21	100%	21
WALK IN MEDICAL URGENT CARE		21			21
VALENCIA HOUSE ALF		21			21
NURSES HELPING HANDS INC ALF		21			21
INTERNATIONAL MEDICAL LABORATORY INC		21			21
TGH URGENT CARE - RIVERVIEW			21	100%	21

# COVID-19: testing by laboratory

Data through Dec 27, 2020 verified as of Dec 28, 2020 at 09:25 AM

Data in this report are provisional and subject to change.

The numbers in the table below represent the number of Florida and non-Florida residents for whom test results were received by the Department of Health. A person can be tested by more than one laboratory and can have both positive and negative results. **Therefore, the sum of the numbers in each column will be larger than the total number of people tested.**

Reporting lab	Inconclusive	Negative	Positive	Percent positive	Total
GASTROENTEROLOGY ASSOCIATES OF PENSACOLA PA		20	1	5%	21
ALL MY KIDS PEDIATRICS INC		15	6	29%	21
GOOD SAMARITAN HOSPITAL LABORATORY		18	3	14%	21
CLINICAL PATHOLOGY LABORATORIES SOUTHEAST			21	100%	21
ST JUDE CHILDRENS RESEARCH HOSPITAL		21			21
RIVERHEAD URGENT CARE		21			21
RADIOLOGY ASSOCIATES OF VENICE AND ENGLEWOOD		20	1	5%	21
GENESIS DERMATOLOGY		19	2	10%	21
WINDERMERE MEDICAL CENTER		18	3	14%	21
UPMC CHAUTAUQUA AT WCA LABORATORY		20	1	5%	21
MONTEFIORE NEW ROCHELLE HOSPITAL		20	1	5%	21
PREMISE HEALTH MIA			21	100%	21
MAYO CLINIC JACKSONVILLE		1	19	95%	20
MEDICAL EXPRESS CORP		18	2	10%	20
Wiregrass Rehabilitation Center and Nursing Home		20			20
LAKE WORTH MANOR		19	1	5%	20
ENGLEWOOD HOSPITAL AND MEDICAL CENTER		16	4	20%	20
NORTH CAROLINA DEPARTMENT OF HEALTH & HUMAN SERVICES			20	100%	20
PHYSICIANS STAT		1	19	95%	20
HEALTHY MINORS, LLC.		20			20
FLORIDA HOSPITAL LABS		11	9	45%	20
REDITUS LABORATORIES			20	100%	20
POINT OF CARE CLINICS PRIMARY CARE		20			20
NORTH FLORIDA PEDIATRICS - JACKSONVILLE		18	2	10%	20
STETSON UNIVERSITY STUDENT HEALTH CENTER		3	17	85%	20
HUNT CLUB PEDIATRIC ASSOCIATES LLC		19	1	5%	20
PANCARE HEALTH GULF COUNTY		11	9	45%	20
HOSPICE OF MARTIN & ST LUCIE, INC		20			20
FLORIDA DEPARTMENT OF HEALTH IN TAYLOR COUNTY		16	4	20%	20
TGH MEDICAL GROUP LABORATORY CARROLLWOOD			20	100%	20
LABORATORY ALLIANCE OF CENTRAL NEW YORK		19	1	5%	20
CARENOW - DOWNTOWN NORTH GULCH		20			20
UNIVERSITY MEDICAL CTR OF PRINCETON AT		18	2	10%	20
ROYAL CARE OF AVON PARK		18	2	10%	20
CENTRAL FLORIDA HEALTH CARE INC		2	18	90%	20
FLORIDA PEDIATRIC GROUP PA		19	1	5%	20
ARDEN COURTS OF WINTER SPRINGS		18	2	10%	20
ROCKLEDGE FAMILY HEALTH			20	100%	20
LINCOLN MEDICAL AND MENTAL HEALTH CENTER		19	1	5%	20
CL BRUMBACK PRIMARY CARE CLINIC LANTANA		2	18	90%	20
LAKE GIBSON VILLAGE, LLC		20			20
HENDRY REGIONAL CORPORATE HEALTH			20	100%	20
POARCH BANC CREEK INDIANS TRIBAL HEALTH DEPARTMENT			20	100%	20
HEARTLAND HEALTHCARE AND REHAB CENTER			20	100%	20
ADVENT HEALTH PRIMARY CARE PLUS, WINTER GARDEN		16	4	20%	20
BAY PEDIATRICS PA		18	2	10%	20



# COVID-19: testing by laboratory

Data through Dec 27, 2020 verified as of Dec 28, 2020 at 09:25 AM

Data in this report are provisional and subject to change.

The numbers in the table below represent the number of Florida and non-Florida residents for whom test results were received by the Department of Health. A person can be tested by more than one laboratory and can have both positive and negative results. **Therefore, the sum of the numbers in each column will be larger than the total number of people tested.**

Reporting lab	Inconclusive	Negative	Positive	Percent positive	Total
BAYVIEW MEDICAL		19			19
THE COMMONWEALTH OF MASSACHUSETTS			19	100%	19
BETHUNE-COOKMAN UNIVERSITY		1	18	95%	19
ACCESS 365 URGENT CARE		7	12	63%	19
INTEGRATED REGIONAL LABORATORIES - LARGO			19	100%	19
MINUTECLINIC, LLC #08366		15	4	21%	19
MED HEALTH SERVICES		18	1	5%	19
INTERCOASTAL MEDICAL GROUP			19	100%	19
STONE WASH CLINICAL LABORATORIES		2	17	89%	19
VETERANS AFFAIRS MEDICAL CENTER - NEW YORK HARBOR		18	1	5%	19
SEVEN RIVERS REGIONAL MEDICAL CENTER		5	14	74%	19
PANCARE HEALTH - FREEPORT CLINIC SUITE B		17	2	11%	19
GREEN GABLES ASSISTED LIVING FACILITY		19			19
CORNERSTONE MEDICAL CARE OF BRANDON PL		17	2	11%	19
JEFFERSON K-12, A SOMERSET SCHOOL- CLINIC		16	3	16%	19
MADISON COUNTY MEMORIAL HOSPITAL LABORATORY		14	5	26%	19
LAB INTERMARKET FACILITY LAB		1	18	95%	19
Summit Medical Group, Pa Dba Citymd		18	1	5%	19
RESIDENCE AT BAY VUE		18	1	5%	19
ESOTERIX GENETIC LABORATORIES		16	3	16%	19
LAKE WALES OPERATING GROUP LLC		18	1	5%	19
MED PLUS FLORENCE		15	4	21%	19
MINUTE CLINIC, LLC DBA MINUTECLINIC #4505		18	1	5%	19
220 GOLDEN, LLC		19			19
CHILDREN'S MEDICAL CENTER			19	100%	19
ST PETER'S BENDER LABORATORY		19			19
THE RESIDENCE AT TIMBER PINES		19			19
BROWARD HEALTH IMPERIAL POINT NURSING			19	100%	19
HARBORCHASE OF WELLINGTON CROSSING		18	1	5%	19
GLEN COVE HOSPITAL		18			18
MADISON CORE LABORATORIES		17	1	6%	18
PROFESSIONAL URGENT CARE SERVICES		13	5	28%	18
MORTON PLANT			18	100%	18
Hampton Court Nursing and Rehabilitation Center		17	1	6%	18
HOSPICE OF THE TREASURE COAST		17	1	6%	18
JOHNS HOPKINS CHILDREN'S HOSPITAL			18	100%	18
DAVID LAWRENCE CENTER		15	3	17%	18
JACKSON NORTH MEDICAL CENTER		2	16	89%	18
COLORADO DEPARTMENT OF HEALTH LABORATORY SERVICES DIVISION			18	100%	18
ASURANCE SCIENTIFIC LABORATORIES		18			18
EMERGENCY PHYSICIANS MEDICAL CENTER LLC		9	9	50%	18
ALAN A SMITH MD LLC		17	1	6%	18
MIDDLETOWN MEDICAL P C		11	7	39%	18
TOTAL RENAL LABORATORIES INC		13	5	28%	18
PRIME CARE ONE LLC/HARBORCHASE OF VENICE			18	100%	18
HARTFORD HOSPITAL ANCILLARY LAB		17	1	6%	18

# COVID-19: testing by laboratory

Data through Dec 27, 2020 verified as of Dec 28, 2020 at 09:25 AM

Data in this report are provisional and subject to change.

The numbers in the table below represent the number of Florida and non-Florida residents for whom test results were received by the Department of Health. A person can be tested by more than one laboratory and can have both positive and negative results. **Therefore, the sum of the numbers in each column will be larger than the total number of people tested.**

Reporting lab	Inconclusive	Negative	Positive	Percent positive	Total
NORTH PINELLAS CHILDRENS MEDICAL CENTER			18	100%	18
GENERAL INTERNAL MEDICINE MEDICAL CTR CLINIC		13	5	28%	18
RIVERWOOD HEALTH NH LLC		18			18
CVS			18	100%	18
MARATHON HEALTH FOR LIFE		16	2	11%	18
CHIPOLA MEDICAL ASSOCIATES		2	16	89%	18
NOVANT HEALTH		14	4	22%	18
XPRESS WELLNESS URGENT CARE			18	100%	18
CAREMED INTERNAL MEDICINE			18	100%	18
ESTATES MEDICAL CENTER		12	6	33%	18
MORTON PLANT HOSPITAL NURSING			18	100%	18
DCH REGIONAL MEDICAL CENTER LABORATORY		17	1	6%	18
ADVENTHEALTH EXPRESS CARE AT			18	100%	18
FLORIDA COMMUNITY HEALTH CENTER OF ST. LUCIE		1	17	94%	18
EAST HILL MEDICAL GROUP		14	4	22%	18
TPCA CLINICAL LABORATORIES		15	3	17%	18
MOORINGS PARK OAKSTONE AT GREY OAKS		17	1	6%	18
STEWART MEDICAL GROUP INC			18	100%	18
FAMILY CARE CYPRESS CREEK		1	17	94%	18
BRANDON COMMUNITY HEALTH CENTER		11	7	39%	18
CLERMONT ADVENTHEALTH CENTRA CARE			18	100%	18
CALHOUN COUNTY HEALTH DEPT		5	13	72%	18
INSTITUTE OF PATHOLOGY KINGS COUNTY		18			18
PSL NAPLES BH OPERATIONS, LLC		17			17
ST. JUDES LABORATORIES		12	5	29%	17
BOND AND STEELE CLINIC, PA		15	2	12%	17
BROOKWOOD BAPTIST MEDICAL CENTER		16	1	6%	17
SAMFORD UNIVERSITY HEALTH SERVICES		16	1	6%	17
HEALTHCARE NOW			17	100%	17
FAMILY EXTENDED CARE OF PUNTA GORDA		17			17
ALABAMA CLINICS		8	9	53%	17
LONG TERM CARE OF GULF BREEZE LLC		17			17
ASCENSION ST VINCENT'S PRIMARY CARE			17	100%	17
HOLY NAME HOSPITAL LABORATORY		16	1	6%	17
UVMC MICROBIOLOGY		16	1	6%	17
CONSOLIDATED LAB SERVICES		8	9	53%	17
AMMON ANALYTICAL LABORATORIES		15	2	12%	17
EMERITUS AT NAPLES	1	16			17
PRIMECARE AT TWIN LAKES			17	100%	17
KIVA AT CANTERBURY			17	100%	17
Citymd Of Toms River		15	2	12%	17
LABCORP BURLINGTON		4	13	76%	17
COAST MED URGENT CARE		16	1	6%	17
WALGREENS COVID-19		14	3	18%	17
MEDEXPRESS URGENT CARE - BLOOMINGTON		16	1	6%	17
WALGREEN EASTERN CO, INC		17			17

# COVID-19: testing by laboratory

Data through Dec 27, 2020 verified as of Dec 28, 2020 at 09:25 AM

Data in this report are provisional and subject to change.

The numbers in the table below represent the number of Florida and non-Florida residents for whom test results were received by the Department of Health. A person can be tested by more than one laboratory and can have both positive and negative results. **Therefore, the sum of the numbers in each column will be larger than the total number of people tested.**

Reporting lab	Inconclusive	Negative	Positive	Percent positive	Total
MICHIGAN DEPARTMENT OF HEALTH AND HUMAN SERVICES			17	100%	17
Cleveland Clinic Laboratories		4	13	76%	17
CARESPOT		1	16	94%	17
TURNING POINT OF TAMPA		16	1	6%	17
WINTER PARK FAMILY PRACTICE LLC		17			17
NORTH CENTRAL BRONX HOSPITAL		16	1	6%	17
CARE CENTERS OF NASSAU		16	1	6%	17
HERNANDO ENDOSCOPY AND SURGERY CENTER		14	3	18%	17
HARMONY HEALTH OPCO, LLC		15	1	6%	16
MEDEXPRESS - BLOOMIN BRANDS		4	12	75%	16
ARTHREX MEDICAL CENTER		10	6	38%	16
COUNTY OF LOS ANGELES			16	100%	16
SRMC AVALON		9	7	44%	16
CAPE CORAL HOSPITAL ABG LABORATORY		10	6	38%	16
EASTERN SHORE URGENT CARE		9	7	44%	16
NO NAME		8	8	50%	16
CRUCIAL CARE		10	6	38%	16
PRIMECARE OF DOTHAN-DALEVILLE CLINIC		14	2	13%	16
ALL FLORIDA FAMILY & SPORTS MEDICINE		15	1	6%	16
LIFE CARE CENTER OF JACKSONVILLE			16	100%	16
FAST TRACK URGENT CARE CENTER - TYRONE			16	100%	16
JOSEPH MIGNOGNA		13	3	19%	16
ST ELIZABETH MEDICAL CENTER LABORATORY		15	1	6%	16
URGENT CARE WEST CLINIC		14	2	13%	16
INTERNAL MEDICINE ASSOCIATES & SPECIALTIES INC		15	1	6%	16
PALMETTO PEDIATRICS			16	100%	16
CONNECTDX		4	12	75%	16
ADVANCED EMURGENT CARE		8	8	50%	16
ASHTON PLACE	1	13	2	13%	16
JUPITER MEDICAL CENTER			16	100%	16
FLAGLER HOSPITAL INC	2		14	88%	16
RITECARE MEDICAL CENTER			16	100%	16
WHITE WILSON MEDICAL CENTER IMMEDIATE CARE			16	100%	16
URGENT CARE CLINIC OF LINCOLN		14	2	13%	16
OPTUMCARE FLORIDA LLC		1	15	94%	16
REGENEX TAMPA BAY		14	2	13%	16
BAHIA OAKS LODGE		15	1	6%	16
APOLLO HEALTH & REHABILITATION		11	5	31%	16
MINUTE CLINIC DIAGNOSTIC OF SC, LLC #75		15	1	6%	16
HEALTH CENTRAL HOSPITAL			16	100%	16
DALE MEDICAL CENTER		11	5	31%	16
HOWARD BEACH URGENT CARE		16			16
MINUTECLINIC DIAGNOSTIC OF NORTH CAROL		13	3	19%	16
STUART REHABILITATION AND HEALTHCARE		4	12	75%	16
XERA MED RESEARCH			16	100%	16
BONIFAY NURSING AND REHABILITATION CENTER			16	100%	16

# COVID-19: testing by laboratory

Data through Dec 27, 2020 verified as of Dec 28, 2020 at 09:25 AM

Data in this report are provisional and subject to change.

The numbers in the table below represent the number of Florida and non-Florida residents for whom test results were received by the Department of Health. A person can be tested by more than one laboratory and can have both positive and negative results. **Therefore, the sum of the numbers in each column will be larger than the total number of people tested.**

Reporting lab	Inconclusive	Negative	Positive	Percent positive	Total
MARTHA'S HOUSE & ASSISTED LIVING FACILITY		16			16
ADVENT HEALTH CENTRA CARE - LAKE BUENA VISTA			16	100%	16
MILLENNIUM PHYSICIAN GRP LLC NAPLES PINE RIDGE			16	100%	16
DESOTO PALMS ALF		16			16
ERIC C MARSHAL MD, PC DBA MINUTECLINIC		15	1	6%	16
ORLANDO HEALTH		2	13	87%	15
FAMILY CARE CENTER OF ARLINGTON		10	5	33%	15
TALLAHASSEE DEVELOPMENTAL CENTER		15			15
TELEVISIT MALABAR PEDIATRICS		5	10	67%	15
JACKSON COUNTY HEALTH DEPARTMENT		5	10	67%	15
PINES NURSING HOME		14	1	7%	15
SPEARHEAD MEDICAL			15	100%	15
MORRIS PARK URGENT CARE		12	3	20%	15
HARBOUR ISLAND PEDIATRICS		9	6	40%	15
FLAGLER HOSPITAL LABORATORY		2	13	87%	15
LONG BEACH URGENT CARE		15			15
PANCARE HEALTH - JACKSON COUNTY		9	6	40%	15
ST CATHERINE OF SIENA HOSPITAL		14	1	7%	15
MINUTECLINIC DIAGNOSTIC OF NEW JERSEY		14	1	7%	15
HELIX DIAGNOSTICS			15	100%	15
WEISS PEDIATRIC CARE LLC		14	1	7%	15
HUNT CLUB MEDICAL		12	3	20%	15
ANDALUSIA HEALTH		7	8	53%	15
HOLLEY-NAVARRE MEDICAL CLINIC		5	10	67%	15
EASTLAKE PEDIATRICS - TRINITY		15			15
PROFESSIONAL PEDIATRICS		14	1	7%	15
DIATHERIX		13	2	13%	15
HODGES CLUSTER		2	13	87%	15
BOZEMAN HEALTH DEACONESS HOSPITAL		12	3	20%	15
NOVANT HEALTH GOHEALTH URGENT CARE-HARRISBURG		8	7	47%	15
MILTON 4707		15			15
ADIRONDACK MEDICAL CENTER		15			15
ORLANDO LUTHERAN TOWERS ASSISTED LIVING		15			15
PALMS REHABILITATION AND HEALTHCARE CENTER		12	3	20%	15
ALL PEDIATRIC CARE			15	100%	15
Z UROLOGY		15			15
CANTON-POTSDAM HOSPITAL LABORATORY		15			15
ADVENT HEALTH - ZEPHYRHILLS			15	100%	15
SINAI HOSPITAL OF BALTIMORE		15			15
MARIANNA HEALTH AND REHABILITATION CENTER		15			15
ADVENTHEALTH MEDICAL GROUP PROMPT CAR		9	6	40%	15
UAH STUDENT HEALTH CENTER		10	5	33%	15
KEY WEST MEDICAL CENTER	1	14			15
MEADOWCREST MOLECULAR DIAGNOSTICS, LLC			15	100%	15
UM MILLER SCHOOL OF MEDICINE			15	100%	15
EXPRESS FAMILY CARE LLC			14	100%	14

# COVID-19: testing by laboratory

Data through Dec 27, 2020 verified as of Dec 28, 2020 at 09:25 AM

Data in this report are provisional and subject to change.

The numbers in the table below represent the number of Florida and non-Florida residents for whom test results were received by the Department of Health. A person can be tested by more than one laboratory and can have both positive and negative results. **Therefore, the sum of the numbers in each column will be larger than the total number of people tested.**

Reporting lab	Inconclusive	Negative	Positive	Percent positive	Total
CARESPOT OF NOCATEE			14	100%	14
OSCEOLA ALF OPERATOR, LLC DBA□		14			14
NEW YORK PRESBYTERIAN - ALLEN HOSPITAL		14			14
MEDEMERGE		13	1	7%	14
SYNIVERSE WELLNESS CENTER		12	2	14%	14
TOTTENVILLE CIRCLE URGENT CARE		14			14
OKEECHOBEE HEALTHCARE FACILITY			14	100%	14
WALTON PLACE		14			14
EPIPHANY HEALTH		8	6	43%	14
Belleair Healthcare Center		8	6	43%	14
PONCE PLAZA NURSING & REHAB CENTER		3	11	79%	14
ADVANCED URGENT CARE		12	2	14%	14
WEINBERG VILLAGE		14			14
THE CANOPY AT HARPER LAKE	1		13	93%	14
COMMUNITY MEDICAL CARE CENTER INC			14	100%	14
ADVENT HEALTH EXPRESS		9	5	36%	14
WELLINGTON FAMILY PRACTICE		13	1	7%	14
SIGNATURE HEALTHCARE OF ORANGE PARK		14			14
BIO-TECH CLINICAL LABORATORIES INC		14			14
FUNGAL REFERENCE LABORATORY		12	2	14%	14
ROADS PEDIATRICS,LLC		13	1	7%	14
FORT SANDERS REGIONAL LABORATORY		14			14
MISIR DRUGS LLC		9	5	36%	14
HORIZON ALF		14			14
NEW YORK METHODIST HOSPITAL		13	1	7%	14
AURORA DIAGNOSTICS		3	11	79%	14
ONESTOP MEDICAL AND URGENT CARE LLC		13	1	7%	14
BOCA SIMON		2	12	86%	14
FLORIDA HOSPITAL WINTER GARDEN		13	1	7%	14
TIMBERLANE LODGE ALF		7	7	50%	14
GRAND VILLA OF ST. PETERSBURG		12	2	14%	14
MIAMI CLINICAL RESEARCH CORP			14	100%	14
ASTORIA HEALTH AND REHABILITATION CENTER		13	1	7%	14
HEALTHFIRST ADVENT HEALTH CENTRA CARE COCOA BEACH			14	100%	14
NORTHWESTERN MEMORIAL HOSPITAL			14	100%	14
ARBOR TERRACE ORTEGA LLC		14			14
HAWKINS FAMILY MEDICINE LLC		9	5	36%	14
POLK CHD BARTOW		13	1	7%	14
Cross Gardens Care Center		14			14
M&V SAN JOSE MEDICAL CENTER			14	100%	14
WIREGRASS CLINIC LLC		12	2	14%	14
ALAN L MELOTEK MD		14			14
Salerno Bay Health & Rehabilitation Center		11	3	21%	14
BENTON HOUSE OF PORT ORANGE		8	6	43%	14
ROCKLEDGE		3	10	77%	13
REGENCY SQUARE MALL - SEARS		2	11	85%	13

# COVID-19: testing by laboratory

Data through Dec 27, 2020 verified as of Dec 28, 2020 at 09:25 AM

Data in this report are provisional and subject to change.

The numbers in the table below represent the number of Florida and non-Florida residents for whom test results were received by the Department of Health. A person can be tested by more than one laboratory and can have both positive and negative results. **Therefore, the sum of the numbers in each column will be larger than the total number of people tested.**

Reporting lab	Inconclusive	Negative	Positive	Percent positive	Total
Lanier Rehab			13	100%	13
SPRINGWOOD COURT		8	5	38%	13
BROOKDALE DELAND			13	100%	13
DYNAMIC DNA LAB		1	12	92%	13
TOTAL ACCESS URGENT CARE			13	100%	13
OPIS ISLAND LAKE CENTER		13			13
RESOLVE MOLECULAR DIAGNOSTICS		11	2	15%	13
VILLA OF KINGS AND QUEENS OF DELRAY		13			13
RIVERSIDE COTTAGES AT THE SHORES, LLC			13	100%	13
ROBERT WOOD JOHNSON UNIVERSITY HOSP		11	2	15%	13
COLLEGE POINT URGENT CARE		12	1	8%	13
HEALTH MED CENTERS		13			13
FAMILY AND INTERNAL MEDICINE AT AVALON PARK		11	2	15%	13
BAPTIST MEMORIAL HEALTH CARE		11	2	15%	13
JUST FOR KIDS PEDIATRICS		5	8	62%	13
EAR NOSE & THROAT ASSOCIATES OF MANATEE PA		13			13
ROWLETT MIDDLE ACADEMY		11	2	15%	13
ST VINCENT'S EAST		12	1	8%	13
Cross Care Center			13	100%	13
MD BEAUTY LABS, PA		12	1	8%	13
FORT WALTON BEACH DEVELOPMENTAL CENTER		12	1	8%	13
CLINICAL LABORATORY SERVICES			13	100%	13
FLORIDA STATE HOSPITAL			13	100%	13
BAPTIST MEDICAL CENTER EAST		10	3	23%	13
IN-OFFICE LAB		12	1	8%	13
MINUTECLINIC DIAGNOSTIC OF OHIO LLC		11	2	15%	13
PRATTVILLE BAPTIST HOSPITAL		11	2	15%	13
SOUTHEAST FAMILY HEALTHCARE CENTER			13	100%	13
BROOKLYN HOSPITAL CENTER DOWNTOWN CAMPUS		13			13
GENTIVA HEALTH SERVICES CERTIFIED INC		13			13
MERCY MEDICAL URGENT CARE CENTER INC		2	11	85%	13
Sunnyside Care Center		13			13
NEWYORK-PRESBYTERIAN/ LAWRENCE HOSPITAL LABORATORY		11	2	15%	13
SHORE MEMORIAL HOSPITAL		12	1	8%	13
PALMS MEDICAL GROUP - LAKE CITY WEST		3	10	77%	13
MEDEXPRESS URGENT CARE LEWISBURG		13			13
LAKE PLACID HEALTH AND REHABILITATION			13	100%	13
CLEVELAND CLINIC			13	100%	13
PARKWEST MEDICAL CENTER		11	2	15%	13
BERNHARDT LABORATORIES		3	10	77%	13
UNIVERSITY LAB			13	100%	13
PALM BEACH COUNTY FIRE RESCUE		13			13
CORE LABORATORY		1	12	92%	13
JOSEPH SCHENKER MD PC DBA CENTERS URGENT		11	2	15%	13
URGENT CARE USA			13	100%	13
PANCARE HEALTH - MALONE CLINIC		12	1	8%	13

# COVID-19: testing by laboratory

Data through Dec 27, 2020 verified as of Dec 28, 2020 at 09:25 AM

Data in this report are provisional and subject to change.

The numbers in the table below represent the number of Florida and non-Florida residents for whom test results were received by the Department of Health. A person can be tested by more than one laboratory and can have both positive and negative results. **Therefore, the sum of the numbers in each column will be larger than the total number of people tested.**

Reporting lab	Inconclusive	Negative	Positive	Percent positive	Total
ALTAMONTE MD			13	100%	13
ESCAMBIA COMMUNITY CLINIC		2	11	85%	13
HUNTINGTON STATION URGENT CARE		11	1	8%	12
BROWARD DIALYSIS			12	100%	12
PHELPS HOSPITAL LABORATORY		11	1	8%	12
STATEN ISLAND UNIVERSITY HOSPITAL		11	1	8%	12
BAY STREET PHARMACY☐		12			12
MARION PEDIATRICS PA		9	3	25%	12
NEMOURS CHILDREN'S URGENT CARE, ORLANDO - WATERFORD LAKES			12	100%	12
SOUTH NASSAU COMMUNITIES HOSPITAL		10	2	17%	12
FHCP-PORT ORANGE		3	9	75%	12
UC HEALTH UNIVERSITY HOSPITAL		10	2	17%	12
OAKMONTE VILLAGE		11	1	8%	12
IREPERTOIRE_MOL_LAB		12			12
MARQUES PEDIATRICS			12	100%	12
CAMPBELL URGENT CARE			12	100%	12
BROOKDALE PADDOCK HILLS		12			12
SUMTER PEDIATRICS		12			12
GEORGE SAFRAN MD PC		11	1	8%	12
MAINSTREET FAMILY SELECT		1	11	92%	12
MONTEFIORE ST LUKE'S CORNWALL HOSPITAL		9	3	25%	12
ADVENT HEALTH - KISSIMMEE		3	9	75%	12
WALGREEN		4	8	67%	12
KRYSTAL BAY NURSING AND REHABILITATION		9	3	25%	12
ST JOSEPH HOSPITAL		11	1	8%	12
BVL PEDIATRICS		12			12
MERIDIAN AT WATERWAYS, THE		10	2	17%	12
HALIFAX HEALTH URGENT CARE		2	10	83%	12
VERITAS RESEARCH CORP			12	100%	12
GLEN OAKS HEALTH AND REHABILITATION CENTER			12	100%	12
BARNETT PARK☐			12	100%	12
LEON CHD		12			12
LIFE CARE OF PORT SAINT LUCIE		3	9	75%	12
APPLE DIAGNOSTICS LAB		5	7	58%	12
HUDSON VALLEY HOSPITAL CENTER LABORATORY		11	1	8%	12
FAST PACE MEDICAL CLINIC, PLLC		11	1	8%	12
ORANGE REGIONAL MEDICAL CENTER LABORATORY		10	2	17%	12
INNOVATIVE RESEARCH OF WEST FLORIDA		9	3	25%	12
NCHD		3	9	75%	12
SUMMIT MEDICAL GROUP - 75 E NORTHFIELD		10	2	17%	12
Consulate Health Care of Jacksonville			12	100%	12
EPIC REFERENCE LABS INC			12	100%	12
FLORIDA DEPARTMENT OF HEALTH IN HILLSBOROUGH COUNTY			12	100%	12
MASSACHUSETTS GENERAL HOSPITAL		1	11	92%	12
JESSIE TRICE COMMUNITY HEALTH SYSTEM, INC			12	100%	12
MEDEXPRESS URGENT CARE, MOON TOWNSHIP		12			12

# COVID-19: testing by laboratory

Data through Dec 27, 2020 verified as of Dec 28, 2020 at 09:25 AM

Data in this report are provisional and subject to change.

The numbers in the table below represent the number of Florida and non-Florida residents for whom test results were received by the Department of Health. A person can be tested by more than one laboratory and can have both positive and negative results. **Therefore, the sum of the numbers in each column will be larger than the total number of people tested.**

Reporting lab	Inconclusive	Negative	Positive	Percent positive	Total
ROSLYN URGENT CARE		12			12
DEPT OF VA MEDICAL CENTER - BAY PINES			12	100%	12
CARDIOLOGY AND MEDICINE ASSOCIATES INC		12			12
NAPLES GREEN VILLAGE		12			12
PROMEDICA LABORATORIES		11	1	8%	12
LONG ISLAND JEWISH VALLEY STREAM		12			12
ODYSSEY HEALTHCARE OF MARION COUNTY, LLC		12			12
WORLD WRESTLING ENTERTAINMENT			12	100%	12
MAITLAND PRIMARY CARE		9	3	25%	12
GROWING TOGETHER PEDIATRICS, LLC		10	2	17%	12
VPA PC LAB		12			12
FLORIDA ATLANTIC UNIVERSITY		10	2	17%	12
MICHELLE S PAGE MD PA		12			12
THE TRADITION OF THE PALM BEACHES		12			12
SHELBY COUNTY HEALTH CARE CORPORATION		9	3	25%	12
SHELBY BAPTIST MEDICAL CENTER		7	5	42%	12
MINUTECLINIC DIAGNOSTICS MEDICAL GROUP		12			12
FLORIDA DEPT OF HEALTH		4	8	67%	12
MELBOURNE FAMILY PRACTICE		11	1	8%	12
MACKOUL PEDIATRICS FORT MYERS			12	100%	12
UR CARE FAMILY AND SPORTS MEDICINE			12	100%	12
MI2297090CV HOLLAND-23D2189684		12			12
ACADIAN DIAGNOSTIC LABORATORIES		8	4	33%	12
BLISS HEALTHCARE SERVICES		1	11	92%	12
MCWHORTER SCHOOL OF PHARMACY		12			12
BETHESDA HEALTH PHYSICIAN GROUP INC			12	100%	12
CHARLOTTE CHD PORT CHARLOTTE		10	1	9%	11
PROFESSIONAL PARK PEDIATRICS PA			11	100%	11
LYSTER ACH FT RUCKER AL		10	1	9%	11
MINUTECLINIC, LLC, DBA MINUTECLINIC #5		10	1	9%	11
MORNINGSIDE MANOR & VILLA ADULT CARE C		11			11
FIRST CHOICE PEDIATRICS INC		10	1	9%	11
OCEANSIDE URGENT CARE		11			11
NEUROINTERNATIONAL SARASOTA		10	1	9%	11
UNIVERSITY CENTRA CARE		10	1	9%	11
BHA CENTRAL COUNTY CLINIC		1	10	91%	11
AIM LABORATORIES			11	100%	11
SOUTHEASTERN OUTPATIENT SURGERY CENTER		11			11
BROOKDALE BRANDON		11			11
ELITE HOME HEALTH SERVICES		11			11
SUNCOAST URGENT CARE			11	100%	11
NIGHT LITE PEDIATRICS CENTER, LLC		1	10	91%	11
DMH STEINHATCHEE FAMILY MEDICINE		8	3	27%	11
WINTER PARK CARE AND REHABILITATION			11	100%	11
LAB UNKNOWN			11	100%	11
BARTON FAMILY PRACTICE		7	4	36%	11



# COVID-19: testing by laboratory

Data through Dec 27, 2020 verified as of Dec 28, 2020 at 09:25 AM

Data in this report are provisional and subject to change.

The numbers in the table below represent the number of Florida and non-Florida residents for whom test results were received by the Department of Health. A person can be tested by more than one laboratory and can have both positive and negative results. **Therefore, the sum of the numbers in each column will be larger than the total number of people tested.**

Reporting lab	Inconclusive	Negative	Positive	Percent positive	Total
MORTON PLANT MEASE			11	100%	11
MD PLUS URGENT CARE, LLC			11	100%	11
BRYAN WHITFIELD MEMORIAL HOSPITAL		7	4	36%	11
PALM BEACH PATHOLOGY		9	2	18%	11
St. Annes Nursing Center, St. Annes Residence, Inc.		11			11
ADVENTHEALTH MEDICAL GROUP FAMILY MEDICINE		11			11
NORTHERN WESTCHESTER HOSPITAL LABORATORY		9	2	18%	11
BROOKDALE CANOPY OAKS			11	100%	11
FLUSHING HOSPITAL MEDICAL CENTER		9	2	18%	11
THE TERRACE OF SAINT CLOUD		9	2	18%	11
BIOREFERENCE LABORATORIES INC		3	8	73%	11
BASSETTI & ASSOCIATES, MD, PA			11	100%	11
COLORADO DEPARTMENT OF PUBLIC HEALTH AND ENVIRONMENT			11	100%	11
SUMMIT ATLANTIC SURGERY CENTER		11			11
CVS MINUTE CLINIC DIAGNOSTIC OF NORTH CAROL		11			11
The Ponce Therapy Care Center		11			11
LUCID DIAGNOSTICS LABS			11	100%	11
COMPREHENSIVE CHILDCARE ASSOCIATES		8	3	27%	11
INN AT LAKE SEMINOLE SQUARE, THE		11			11
QUOTIENT SCIENCES LABS LLC			11	100%	11
MAGNOLIA PEDIATRICS		2	9	82%	11
MINUTECLINIC, LLC, DBA MINUTECLINIC #2544		10	1	9%	11
CARE FAST MURABELLA		7	4	36%	11
PRIMECARE ACQUISITION FAMILY PRACTICE INC		11			11
TROPICANA		5	6	55%	11
SOUTHCOM LABORATORY		2	9	82%	11
BAPTIST PRIMARY CARE PONTE VEDRA		6	5	45%	11
DARDEN WELLNESS CENTER		9	2	18%	11
LEHIGH VALLEY HOSPITAL		3	8	73%	11
NORTHWEST FLORIDA SLEEP			11	100%	11
TREASURE COAST URGENT CARE			11	100%	11
BLOUNT MEMORIAL HOSPITAL		10	1	9%	11
SEMORAN FAMILY HEALTH LLC		10	1	9%	11
CVS MINUTE CLINIC DIAGNOSTIC OF TEXAS LLC		8	3	27%	11
LAKEVIEW HEALTH CARE SYSTEMS		4	7	64%	11
COASTAL SKIN SURGERY AND DERMATOLOGY		8	3	27%	11
PROHEALTH CARE ASSOCIATES MOBILE		9	2	18%	11
Lady Lake Specialty Care			10	100%	10
CBC LAB		3	7	70%	10
MEDICAL LABORATORY DIAGNOSTICS			10	100%	10
CAREATC			10	100%	10
RAINBOW PEDIATRICS			10	100%	10
UNION CHD		9	1	10%	10
ADVENT HEALTH - WINTER HAVEN		6	4	40%	10
MINUTECLINIC DIAGNOSTIC OF RHODE ISLAND, LLC #590		10			10
TOWERS HOME CARE		10			10

# COVID-19: testing by laboratory

Data through Dec 27, 2020 verified as of Dec 28, 2020 at 09:25 AM

Data in this report are provisional and subject to change.

The numbers in the table below represent the number of Florida and non-Florida residents for whom test results were received by the Department of Health. A person can be tested by more than one laboratory and can have both positive and negative results. **Therefore, the sum of the numbers in each column will be larger than the total number of people tested.**

Reporting lab	Inconclusive	Negative	Positive	Percent positive	Total
ROCKLAND URGENT CARE FAMILY HEALTH NP		10			10
MHHS All Lab Subsection		10			10
APPALACHIAN REGIONAL HEALTHCARE SYSTEM		10			10
BELLEVUE HOSPITAL CENTER DEPARTMENT		10			10
GRACE MEDICAL HOME		8	2	20%	10
ALCOVE ASSISTED LIVING FACILITY		10			10
FAMILY CARE			10	100%	10
SOUTHEASTERN LABORATORY			10	100%	10
PANCARE HEALTH - WEWA ELEMENTARY			10	100%	10
GLEN OAKS URGENT CARE		10			10
METHODIST MEDICAL CENTER		7	3	30%	10
AVANTE ST CLOUD		7	3	30%	10
AVALON PARK RETIREMENT RESIDENCE		10			10
BROWARD HEALTH CARE			10	100%	10
EMERALD COAST HOSPICE - CRESTVIEW		10			10
OHIO STATE UNIVERSITY MEDICAL CENTER			10	100%	10
CREATIVE TESTING SOLUTIONS		3	7	70%	10
HCR MANORCARE		10			10
GADSDEN REGIONAL MEDICAL CENTER		10			10
TIDEWELL HOSPICE INC		8	2	20%	10
ORLANDO VA MEDICAL CENTER			10	100%	10
SOS MOBILE MEDICAL CARE LLC		8	2	20%	10
NORTH OKALOOSA PHYSICIAN GROUP		10			10
MERCY MEDICAL CENTER		4	6	60%	10
Hialeah Nursing And Rehabilitation Center		6	4	40%	10
ONEIDA HEALTHCARE CENTER		8	2	20%	10
WATSON HEALTHCARE		7	3	30%	10
NAPHCARE, INC.			10	100%	10
EMERALD COAST PEDIATRICS			10	100%	10
OCALA OAKS REHABILITATION CENTER		7	3	30%	10
COMMUNITY HEALTH CENTER		2	8	80%	10
MINUTECLINIC DIAGNOSTIC OF ILLINOIS L		8	2	20%	10
HIALEAH HOSPITAL RESPIRATORY DEPT			10	100%	10
URGENT CARE CENTER AT PINNACLE		4	6	60%	10
BROOKDALE PANAMA CITY		9	1	10%	10
MINUTECLINIC DIAGNOSTIC OF NORTH CAROLINA PC		8	2	20%	10
JFK MEDICAL CENTER NORTH LAB		1	9	90%	10
ROBERT H JENKINS JR VETERANS' DOMICILIARY HOME OF		9	1	10%	10
NEW JERSEY DEPARTMENT OF HEALTH COMMUNICABLE DISEASE SERVICE		3	7	70%	10
UMHC/SYLVESTER AT KENDALL		1	9	90%	10
LAKE BALDWIN CBOC		9	1	10%	10
LAKE NONA MEDICAL SERVICES		3	7	70%	10
CORONA PATHOLOGY		10			10
VETERNANS ADMINISTRATION			10	100%	10
HORIZON MEDICAL GROUP		8	2	20%	10
Gabisa Medical LLC		10			10

# COVID-19: testing by laboratory

Data through Dec 27, 2020 verified as of Dec 28, 2020 at 09:25 AM

Data in this report are provisional and subject to change.

The numbers in the table below represent the number of Florida and non-Florida residents for whom test results were received by the Department of Health. A person can be tested by more than one laboratory and can have both positive and negative results. **Therefore, the sum of the numbers in each column will be larger than the total number of people tested.**

Reporting lab	Inconclusive	Negative	Positive	Percent positive	Total
GRAND VILLA OF DELAND		9	1	10%	10
PANCARE HEALTH - VERNON ELEMENTARY			10	100%	10
TLC FAMILY CARE HOME INC		10			10
BIOTECH CLINICAL LABORATORIES, INC.		1	9	90%	10
TENNESSEE DEPARTMENT OF HEALTH (TDH) - CENTRAL LABORATORY		2	8	80%	10
REDMED CLINIC OF ARLINGTON		9	1	10%	10
BUREAU OF PUBLIC HEALTH		1	9	90%	10
COVANCE CENTRAL LABORATORY			10	100%	10
MINUTECLINIC MINUTECLINIC #8746		10			10
REGENCY OAKS HEALTH CENTER		8	2	20%	10
ARNOT OGDEN MEDICAL CENTER LABORATORY		10			10
CARENOW URGENT CARE-BRENTWOOD		8	2	20%	10
PINELLAS COUNTY HEALTH DEPARTMENT		2	8	80%	10
MINUTECLINIC DIAGNOSTIC OF PENNSYLVANI		10			10
ASSISTED LIVING OF BROWARD		10			10
GENESIS		7	3	30%	10
MARKET STREET VIERA		10			10
AMBRY GENETICS CORPORATION		10			10
INTERMOUNTAIN CENTRAL LAB		1	9	90%	10
RAINBOW PEDIATRIC CENTER		2	8	80%	10
VASCONCELLO COHEN MD PA		9	1	10%	10
MINUTECLINIC DIAGNOSTIC OF SOUTH CARO		6	4	40%	10
BOND CLINIC DR ELDEEB		1	9	90%	10
PBC PREMIER FAMILY HEALTH			10	100%	10
MEDEX REGIONAL LABORATORIES LLC		1	9	90%	10
BEAUMONT LABORATORY			10	100%	10
AUBURN COMMUNITY HOSPITAL		8	1	11%	9
HAZELDEN FLORIDA		9			9
MID-FLORIDA PATHOLOGY, LLC		9			9
LAKE NONA MEDICAL SERVICE LLC		9			9
TMH PHYSICIAN PARTNERS - MONTICELLO		8	1	11%	9
CYPRESS POINT LIVING, LLC		7	2	22%	9
MOUNT DORA PEDIATRICS		8	1	11%	9
BRIDGEWAY HEALTH CLINICS INC			9	100%	9
PRECISION GENETICS			9	100%	9
Wesley Place on Honeysuckle		8	1	11%	9
AVOW HOSPICE INC		9			9
MOLECULAR PATHOLOGY LABORATORY			9	100%	9
SIGMUND LABS LLC		9			9
VILLAGE PLACE HEALTH AND REHAB		9			9
BAYONET POINT HOSPITAL			9	100%	9
ANY LAB TEST NOW INC			9	100%	9
PATEL MEDICAL VENTURES		8	1	11%	9
ALBIBI		1	8	89%	9
CHILDREN'S HEALTH CENTER INC.		7	2	22%	9
BARNES HEALTHCARE OF FLORIDA LLC		9			9

# COVID-19: testing by laboratory

Data through Dec 27, 2020 verified as of Dec 28, 2020 at 09:25 AM

Data in this report are provisional and subject to change.

The numbers in the table below represent the number of Florida and non-Florida residents for whom test results were received by the Department of Health. A person can be tested by more than one laboratory and can have both positive and negative results. **Therefore, the sum of the numbers in each column will be larger than the total number of people tested.**

Reporting lab	Inconclusive	Negative	Positive	Percent positive	Total
PREMIER LABORATORY SERVICES, LLC		5	4	44%	9
PEDIATRIC HEALTH CARE ALLIANCE			9	100%	9
WELLMED AT SOUTH PARSONS		8	1	11%	9
BOCA RATON REGIONAL HOSPITAL LAB			9	100%	9
LPG PEDIATRICS AT PAGE FIELD		9			9
GCPM MANUAL MICROBIOLOGY		1	8	89%	9
Citymd Of Lacey		8	1	11%	9
FIRST CHOICE PEDIATRICS WINTER SPRINGS		9			9
STATEN ISLAND UNIVERSITY HOSPITAL SEGUINE AVE		9			9
PARROTT MEDICAL CLINIC			9	100%	9
CARENOW URGENT CARE - EAST NASHVILLE		8	1	11%	9
Jupiter Medical Center Pavilion		8	1	11%	9
RICHMOND UNIVERSITY MEDICAL CENTER		7	2	22%	9
FLORIDA ENDOSCOPY & SURGERY CTR LLC		9			9
SAMARITAN MEDICAL CENTER		9			9
PLYMOUTH HARBOR INCORPORATED		9			9
FAMILY MEDICINE AT HUNTERS CREEK		9			9
NEMOURS CHILDREN'S PRIMARY CARE VERO BEACH			9	100%	9
VALLEY IMMEDIATE CARE		8	1	11%	9
BAYA URGENT CARE LLC		1	8	89%	9
RIVERSIDE MEDICAL GROUP		8	1	11%	9
UNAVAILABLE/UNKNOWN/NO INFORMATION FOUND			9	100%	9
LIGHTHOUSE PEDIATRICS OF NAPLES		6	3	33%	9
BAYFRONT HEALTH ST PETERSBURG		8	1	11%	9
49D2045214PHYSICIAN OFFICE WAIVER MEDEXPRESS URGENT CARE - HARRISONBU		5	4	44%	9
LIFE CARE CENTER OF PORT ST. LUCIE		6	3	33%	9
CHEMISYS LABORATORIES		1	8	89%	9
ILLINOIS DEPT OF PUBLIC HEALTH LAB - SPRINGFIELD			9	100%	9
GULFSIDE HOSPICE INC		6	3	33%	9
UNIVERSITY HOSPITAL UC HEALTH		6	3	33%	9
MINUTE CLINIC DIAGNOSTIC OF VIRGINIA		6	3	33%	9
NORTHBROOK CENTER FOR		8	1	11%	9
ADVENTHEALTH MEDICAL GROUP CARE CLINIC AT		7	2	22%	9
Maury Regional Hospital		6	3	33%	9
FAST PACE MEDICAL CLINIC		9			9
MINUTECLINIC DIAGNOSTIC OF NORTH CAROLINA		9			9
PRIMARY CARE MEDICINE		8	1	11%	9
CARENOW URGENT CARE-MT JULIET		8	1	11%	9
OCOEE PEDIATRICS		8	1	11%	9
LAKELAND HILLS CENTER		4	5	56%	9
NORTHSHORE UNIVERSITY HEALTHSYSTEM EVANSTON HOSPITAL LAB			9	100%	9
MEDEXPRESS URGENT CARE - SEMINOLE SQUA		8	1	11%	9
MIDMICHIGAN MEDICAL CENTER			9	100%	9
CAREHERE- LCS LEESBURG			9	100%	9
OMNI			9	100%	9
SAN JOSE SENIOR CARE LLC		6	3	33%	9

# COVID-19: testing by laboratory

Data through Dec 27, 2020 verified as of Dec 28, 2020 at 09:25 AM

Data in this report are provisional and subject to change.

The numbers in the table below represent the number of Florida and non-Florida residents for whom test results were received by the Department of Health. A person can be tested by more than one laboratory and can have both positive and negative results. **Therefore, the sum of the numbers in each column will be larger than the total number of people tested.**

Reporting lab	Inconclusive	Negative	Positive	Percent positive	Total
MEDEXPRESS URGENT CARE - PANTOPS		7	1	13%	8
GENEUS DIAGNOSTICS			8	100%	8
SYLVESTER AT PLANTATION LABORATORY		7	1	13%	8
ATLANTIC CONSOLIDATED LABORATORY		8			8
ROBERT WOOD JOHNSON HOSPITAL		7	1	13%	8
HOLY NAME MEDICAL CENTER	1	6	1	13%	8
CHILDRENS MEDICAL CENTER			8	100%	8
BARTON PARKER OD PC		8			8
TEXAS DEPARTMENT OF STATE HEALTH SERVICES		2	6	75%	8
NATURE COAST REGIONAL MEDICAL CENTER			8	100%	8
UNIVERSITY MEDICAL CENTER		8			8
THE WOLFF CENTER FOR CHILD & ADOLESCENT HEALTH			8	100%	8
SAMARITAN HOSPITAL LABORATORY		7	1	13%	8
X-GENE MOLECULAR LABS		1	7	88%	8
TELEVISIT PALM BAY FAMILY PRACTICE		6	2	25%	8
FOUNTAINVIEW BY FIVE STAR QUALITY CARE		7	1	13%	8
CVS MINUTE CLINIC DIAGNOSTIC OF WISCONSIN		8			8
WESTCHESTER GENERAL HOSPITAL BLOOD GAS LAB			8	100%	8
ST. JOSEPH HOSPITAL AND HEALTH CARE INC.			8	100%	8
MAINSTREET FAMILY CARE			8	100%	8
ALLINA HEALTH - ABBOTT NORTHWESTERN HOSPITAL		5	3	38%	8
HARBORCHASE OF DR PHILLIPS		7	1	13%	8
FORT HAMILTON URGENT CARE		8			8
COASTAL FAMILY PRACTICE		5	3	38%	8
WHITE SANDS OUTPATIENT SERVICES (WSOP SERVICES LLC		8			8
DOCTOR'S IN HOUSE LAB			8	100%	8
CVS PHARMACY NO 274		8			8
HOLIDAY MEDICAL ASSOCIATES		1	7	88%	8
AVENTURA HOSPITAL AND MEDICAL CENTER			8	100%	8
CARROLL GARDENS URGENT CARE		8			8
CIAN DIAGNOSTICS			8	100%	8
MONROE COUNTY HOSPITAL		6	2	25%	8
BEAUMONT EMERGENCY CENTER			8	100%	8
MEDEXPRESS URGENT CARE PARKERSBURG		7	1	13%	8
NORTHWEST FLORIDA ENT, PA		3	5	63%	8
BAPTIST OUTPATIENT			8	100%	8
GENE STREET LABORATORIES, LLC		6	2	25%	8
L&S SENIOR CARE DBA ARCADIA OAKS		8			8
MINUTECLINIC DIAGNOSTIC PA		8			8
BLOCK NATION CHASE		4	4	50%	8
MD NOW MEDICAL CENTERS INC			8	100%	8
VETERAN AFFAIRS MEDICAL CENTER - JAMES J PETERS		6	2	25%	8
MINUTECLINIC DIAGNOSTIC OF NORTH CARO		8			8
SURGOINSVILLE PHARMACY		8			8
CVS MINUTE CLINIC, LLC		6	2	25%	8
EXECUTIVE MEDICAL SERVICES		8			8

# COVID-19: testing by laboratory

Data through Dec 27, 2020 verified as of Dec 28, 2020 at 09:25 AM

Data in this report are provisional and subject to change.

The numbers in the table below represent the number of Florida and non-Florida residents for whom test results were received by the Department of Health. A person can be tested by more than one laboratory and can have both positive and negative results. **Therefore, the sum of the numbers in each column will be larger than the total number of people tested.**

Reporting lab	Inconclusive	Negative	Positive	Percent positive	Total
ADVENT HEALTH - FOUR CORNERS ER		8			8
ADVENTHEALTH MEDICAL GROUP		8			8
OHIO CVS STORES, LLC DBA		8			8
HEALTHMARK REGIONAL HOSPITAL LAB		4	4	50%	8
MEDEXPRESS URGENT CARE - CHRISTIANBURG		7	1	13%	8
BEST MEDICAL CENTER		8			8
MOSOLF PEDIATRICS			8	100%	8
MID-HUDSON VALLEY DIVISION OF WESTCHESTER MEDICAL		8			8
BAPTIST HEALTH			8	100%	8
TRINITY MEDICAL ASSOCIATES LLC			8	100%	8
ORMOND BEACH CENTRA CARE			8	100%	8
FHCP-ORANGE CITY			8	100%	8
JX REF LAB			8	100%	8
MICHIGAN DEPARTMENT OF COMMUNITY HEALTH		1	7	88%	8
JOHNS HOPKINS MEDICAL LABORATORIES		1	7	88%	8
DOCTOR'S IN-HOUSE LAB/COMMUNITY HEALTH CENTERS OF PINELLAS - CLEARWATE			8	100%	8
PANCARE HEALTH - BAY COUNTY - YOUNGSTOWN		8			8
ADVANCED DIAGNOSTIC LABORATORY		1	7	88%	8
HUNTINGTON VILLAGE URGENT CARE		8			8
EMERGENCY MEDICAL CENTER		3	5	63%	8
FAMILY HEALTH CENTER			8	100%	8
LIFE CARE CITRUS COUNTY			8	100%	8
INTERNAL MEDICINE ASSOCIATES OF JACKSON HOSPITAL			8	100%	8
MINIMALLY INVASIVE VASCULAR INC		8			8
COLLIER COUNTY HEALTH DEPT.		4	4	50%	8
WACO HHSSURGEWACO	1	6	1	13%	8
FAMILY CARE PARTNERS URGENT CARE LLC		5	3	38%	8
ALACHUA COUNTY HEALTH DEPARTMENT		1	7	88%	8
WELLMED AT LAKE COPELAND		5	3	38%	8
NIGHT OWL PEDIATRICS URGENT CARE			8	100%	8
BROOKDALE MANDARIN CENTRAL			8	100%	8
GOLISANO CHILDREN'S HOSPITAL OF SOUTHWEST FLORIDA		6	2	25%	8
PASSPORT HEALTH			8	100%	8
FAMILY PRACTICE ON THE GO		6	2	25%	8
ELMCROFT PINECREST		8			8
MEDEXPRESS URGENT CARE - TIMBERLAKE		8			8
ECLRS		2	5	71%	7
ORLANDO HEALTH PHYSICIAN ASSOCIATES		4	3	43%	7
ORANGE PARK PEDIATRIC ASSOCIATES		1	6	86%	7
VIRTUA VOORHEES HOSPITAL		5	2	29%	7
ST PETERSBURG PEDIATRICS-EAST BAY			7	100%	7
ST JUDE LABORATORIES		5	2	29%	7
PEDIATRICS OF CENTRAL FLORIDA		5	2	29%	7
ISLAND LAKE CENTER		3	4	57%	7
BAY REGIONAL URGENT CARE		1	6	86%	7
DORAL URGENT CARE			7	100%	7

# COVID-19: testing by laboratory

Data through Dec 27, 2020 verified as of Dec 28, 2020 at 09:25 AM

Data in this report are provisional and subject to change.

The numbers in the table below represent the number of Florida and non-Florida residents for whom test results were received by the Department of Health. A person can be tested by more than one laboratory and can have both positive and negative results. **Therefore, the sum of the numbers in each column will be larger than the total number of people tested.**

Reporting lab	Inconclusive	Negative	Positive	Percent positive	Total
LYNMOORE,THE		7			7
MEYER PEDIATRICS CHTD		7			7
TNC WALK IN CLINIC		4	3	43%	7
CHILDREN'S HEALTHCARE OF ATLANTA/EGLESTON		7			7
METROPOLITAN HOSPITAL CENTER		6	1	14%	7
ALLEGRO - TAMPA	1	4	2	29%	7
PBSO WEST PALM FAMILY PRACTICE		1	6	86%	7
KEYSTONE PLACE AT NAPLES PRESERVE		4	3	43%	7
GULF COAST MEDICAL GROUP		2	5	71%	7
WOODLAND TOWERS		6	1	14%	7
HOLMES COUNTY HEALTH DEPARTMENT		3	4	57%	7
LEE COUNTY HEALTH DEPARTMENT		4	3	43%	7
BRADENTON PHYSICIANS MEDICAL CENTER			7	100%	7
MINUTECLINIC #8699		4	3	43%	7
LEPE'S HOUSE			7	100%	7
GOOD SAMARITAN SOCIETY OF DAYTONA		5	2	29%	7
DIAGNOSTIC CLINIC		6	1	14%	7
CVS PHARMACY #8800		5	2	29%	7
EAR NOSE AND THROAT ASSOCIATES OF MANATEE, P.A.		7			7
FLORIDA DIGESTIVE AND LIVER SPECIALIST		7			7
Consulate Health Care of Brandon		7			7
AVON PARK PEDIATRICS			7	100%	7
Ocoee Health Care Center		7			7
Sunset Lake Health and Rehabilitation Center		7			7
SARASOTA - ROBERT L TAYLOR COMMUNITY CENTER		1	6	86%	7
MONTEFIORE NYACK HOSPITAL AFFILIATED LABORATORY		7			7
MINUTECLINIC DIAGNOSTIC OF MICHIGAN		7			7
MEDEXPRESS URGENT CARE - MAPLE DRIVE		7			7
CARENOW URGENT CARE-MADISON		7			7
DEPARTMENT OF HEALTH- CITRUS COUNTY			7	100%	7
GUARDANT HEALTH		4	3	43%	7
MINUTECLINIC DIAGNOSTIC OF MICHIGAN PC		7			7
WELLMED AT PORT ST LUCIE WEST		6	1	14%	7
UNIVERSITY OF WASHINGTON MEDICAL CENTER			7	100%	7
MEDEXPRESS URGENT CARE - BENTON HARBOR		7			7
FLORIDA HOSPITAL WINTER PARK		6	1	14%	7
PENINSULA CARE AND REHABILITATION CENTER			7	100%	7
SACRED HEART HEALTH SYSTEM INC		7			7
MEDLABS DIAGNOSTICS		7			7
Rosewood Healthcare and Rehabilitation Center		5	2	29%	7
DOCTOR'S IN-HOUSE LAB/COMMUNITY HEALTH CENTERS OF PINELLAS -PINELLAS P			7	100%	7
BAYLOR GENETICS		5	2	29%	7
SOUTH COM HEALTH CLINIC, DEPT. OF THE ARMY		7			7
LAB UNKNOW		6	1	14%	7
LAKEVIEW HEALTH SYSTEMS			7	100%	7
IRL MARKET LAB			7	100%	7

# COVID-19: testing by laboratory

Data through Dec 27, 2020 verified as of Dec 28, 2020 at 09:25 AM

Data in this report are provisional and subject to change.

The numbers in the table below represent the number of Florida and non-Florida residents for whom test results were received by the Department of Health. A person can be tested by more than one laboratory and can have both positive and negative results. **Therefore, the sum of the numbers in each column will be larger than the total number of people tested.**

Reporting lab	Inconclusive	Negative	Positive	Percent positive	Total
SEA LEVEL LABS			7	100%	7
INN AT ASTON GARDENS AT PELICAN POINTE,THE		7			7
MINUTECLINIC DIAGNOSTIC OF TN PC #378		6	1	14%	7
DIEGO FALLON MD PA		5	2	29%	7
MEDEXPRESS URGENT CARE MONACA		7			7
DOH-TAMPA BRANCH LABORATORY (MLK BLVD)		3	4	57%	7
DUVAL PHARMACY		4	3	43%	7
RIVERVIEW REGIONAL MEDICAL CENTER		6	1	14%	7
HOLY GARDEN ALF, INC.		7			7
BARTON HEALTH ALLIANCE		1	6	86%	7
HEARTLAND PEDIATRICS OF LAKE PLACID			7	100%	7
MEDEXPRESS URGENT CARE - MONROE		7			7
MINUTE CLINIC LLC #5733		7			7
THE MARY IMOGENE BASSETT HOSPITAL		7			7
TRUE HEALTH DIAGNOSTICS		1	6	86%	7
CENTER ONE SURGERY CENTER		6	1	14%	7
FLORIDA CENTER FOR DERMATOLOGY LABORATORY			7	100%	7
MONTEFIORE MEDICAL CENTER LABORATORIES - NORTH		7			7
HEALTH NETWORK LABORATORIES		6	1	14%	7
QUE		4	3	43%	7
DOCTORS CLINICAL LABORATORY, INC		5	2	29%	7
VETERANS AFFAIRS MEDICAL CENTER - OUTPATIENT			7	100%	7
FLORIDA HOSPITAL KISSIMMEE		4	3	43%	7
GENTRY PARK ORLANDO ASSISTED LIVING		6	1	14%	7
BAPTIST PEDIATRICS		6	1	14%	7
NOVANT HEALTH INPATIENT CARE		2	5	71%	7
NORTON HEALTHCARE			7	100%	7
COMMUNITY MEDICAL AND DENTAL CARE INC		7			7
FLORIDA CLINICAL LAB			7	100%	7
RIVER OAKS TREATMENT CENTER			7	100%	7
SUNSHINE ASSISTED LIVING		7			7
CVS MINUTE CLINIC DIAGNOSTIC MED GRP OF CA		7			7
HEALTH CARE LABORATORY SERVICES		1	6	86%	7
CENTRAL FLORIDA PEDIATRIC URGENT CARE LLC		6	1	14%	7
LAKES DIALYSIS CENTER INC			7	100%	7
MISSOURI DEPARTMENT OF HEALTH AND SENIOR SERVICES			7	100%	7
PERSONAL PEDIATRICS PA		5	2	29%	7
SCHOOL OF PHARMACY AND PHARMACEUTICAL		7			7
St Joseph's Hospital & Medical Center		7			7
The Waterford		7			7
ARCHBOLD MEMORIAL HOSPITAL/LAB		3	4	57%	7
TRUE HEALTH		5	2	29%	7
WYOMING COUNTY COMMUNITY HOSPITAL LABORATORY		7			7
SONATA BOYNTON BEACH		6	1	14%	7
SENIOR HOME CARE INC		7			7
HEALTHWORKS MED GROUP OF FLORIDA PA		2	5	71%	7



# COVID-19: testing by laboratory

Data through Dec 27, 2020 verified as of Dec 28, 2020 at 09:25 AM

Data in this report are provisional and subject to change.

The numbers in the table below represent the number of Florida and non-Florida residents for whom test results were received by the Department of Health. A person can be tested by more than one laboratory and can have both positive and negative results. **Therefore, the sum of the numbers in each column will be larger than the total number of people tested.**

Reporting lab	Inconclusive	Negative	Positive	Percent positive	Total
ACCESS PHARMACY		7			7
THE VILLAGES HEALTH		5	2	29%	7
PBC FOUND CARE INC			7	100%	7
STERLING HOUSE OF PUNTA GORDA		7			7
ALACHUA			7	100%	7
FREEDOM SQUARE NURSING CENTER □			6	100%	6
CVS MINUTE CLINIC DIAGNOSTIC OF TEXAS,LLC		4	2	33%	6
FLORIDA HOSPITAL APOPKA		5	1	17%	6
TIMBER CREEK PEDIATRICS		6			6
UNILAB		2	4	67%	6
AARK LABORATORY		6			6
THE VILLAGES REGIONAL HOSPITAL FREESTANDING		3	3	50%	6
MERCY HEALTH—MUSKEGON		5	1	17%	6
GRACE REHABILITATION CENTER OF VERO BEACH		4	2	33%	6
XPRESS URGENT CARE LLC		6			6
MINUTECLINIC DIAGNOSTIC OF KANSAS, PA		6			6
FLORIDA MEDICAL SPECIALISTS		2	4	67%	6
MINUTECLINIC DIAGNOSTIC OF NORTH CAROLINA, PC		5	1	17%	6
ARLINGTON OF NAPLES		6			6
CVS HEALTH, #3396		6			6
PUBLIC HEALTH LAB		6			6
MINUTECLINIC DIAGNOSTIC OF HAWAII LLC		6			6
VERMONT DEPARTMENT OF HEALTH		1	5	83%	6
LUMADOC HEALTH		4	2	33%	6
LAKE MARY - STIRLING CENTER SUITE 202			6	100%	6
WILDLIGHT LAB			6	100%	6
NEW YORK PRESBYTERIAN - LOWER MANHATTAN		6			6
CARE HERE		1	5	83%	6
PACIFICA SENIOR LIVING OCALA		5	1	17%	6
CAREWELL 301 - WARWICK			6	100%	6
GENETIC TECHNOLOGICAL INNOVATIONS			6	100%	6
BAYCARE ALLIANT HOSPITAL			6	100%	6
CAPE CORAL URGENT CARE		3	3	50%	6
ENIGMA DIAGNOSTIC, INC.			6	100%	6
DOH JACKSONVILLE CENTRAL LABORATORY		3	3	50%	6
MID FLORIDA PATHOLOGY LLC		5	1	17%	6
CHILDREN'S HOSPITAL OF PHILADELPHIA		5	1	17%	6
LAWTON CHILES HEALTH CENTER		1	5	83%	6
LIFE'S SPECIAL MOMENTS INC		6			6
Northwell Lab		2	4	67%	6
NOVALIFE MEDSPA			6	100%	6
LODGE HEALTH AND REHABILITATION CENTER, THE		6			6
JOSEF SCHENKER MD PC		6			6
JACKSON CLINIC PA,THE		3	3	50%	6
ROSS MEDICAL GROUP			6	100%	6
SAINT PETER'S UNIVERSITY HOSPITAL		6			6

# COVID-19: testing by laboratory

Data through Dec 27, 2020 verified as of Dec 28, 2020 at 09:25 AM

Data in this report are provisional and subject to change.

The numbers in the table below represent the number of Florida and non-Florida residents for whom test results were received by the Department of Health. A person can be tested by more than one laboratory and can have both positive and negative results. **Therefore, the sum of the numbers in each column will be larger than the total number of people tested.**

Reporting lab	Inconclusive	Negative	Positive	Percent positive	Total
TAMIAMI LAB MILLENIUM			6	100%	6
PATHGROUP LABS, LLC		4	2	33%	6
THOMAS JEFFERSON UNIVERSITY HOSPITAL		4	2	33%	6
CARENOW URGENT CARE-SOUTHLAKE			6	100%	6
MEADOWCREST FAMILY PHYSICIANS PA			6	100%	6
FIRST COAST CARDIOVASCULAR INSTITUTE PA			6	100%	6
LUTHERAN HAVEN EXTENDED CONGREGATE CAR		6			6
KINDRED HOSPITAL CENTRAL TAMPA BLOOD GAS		6			6
CVS MINUTE CLINIC DIAGNOSTIC OF TEXAS, LLC		6			6
JERSEY SHORE MEDICAL CENTER		6			6
RED MOUNTAIN DIAGNOSTICS		6			6
ST LUKES ROOSEVELT LABORATORY		6			6
BOCA VIPEDIATRICS			6	100%	6
MINUTECLINIC, LLC, DBA MINUTECLINIC #6106		5	1	17%	6
IU HEALTH PATHOLOGY		1	5	83%	6
BAYCARE MEDICAL GROUP INC			6	100%	6
PATHLINE			6	100%	6
MEDICAL CENTER AT OCEAN REEF		1	5	83%	6
CAPITAL HEALTH PLAN LABORATORIES			6	100%	6
AVALON FAMILY RESORT ASSISTED LIVING LLC		6			6
WALK IN URGENT CARE			6	100%	6
URGENT TEAM MANAGEMENT OF TENNESSEE		6			6
AEGIS MEDICAL GROUP			6	100%	6
THE CLINIC PREMISE HEALTH			6	100%	6
MEDEXPRESS URGENT CARE- MARYLAND		6			6
Sovereign Laboratory Services, LLC		6			6
PENN MEDICINE PRINCETON MEDICAL CENTER		6			6
MONTEFIORE MEDICAL CENTER LABORATORIES - WEILER		4	2	33%	6
MERCY COLLEGE HEALTH OFFICE		6			6
MEDEXPRESS URGENT CARE - WINCHESTER GATEWAY		5	1	17%	6
MINUTE CLINIC DIAGNOSTIC OF NEW JERSEY		6			6
CROSSROADS URGENT CARE		4	2	33%	6
CRESTVIEW URGENT CARE			6	100%	6
AZALEA HEALTH		2	4	67%	6
PALMETTO HEALTH ALLIANCE		3	3	50%	6
MEDEXPRESS URGENT CARE - ROBINSON TWP, STEUBENVILLE PIKE		6			6
LABCORP TAMPA		5	1	17%	6
MEDEXPRESS URGENT CARE-ALTOONA		6			6
MC DIAGNOSTIC OF CONNECTICUT, PC #1960		6			6
BEACON AT GULF BREEZE, THE		6			6
KEYSTYLE LIVING LLC	1	5			6
Thermopolis Rehabilitation Wellness		6			6
BAYCARE MEDICAL GROUP		1	5	83%	6
NOT INDICATED		1	5	83%	6
SOUTH CAROLINA DEPARTMENT OF HEALTH			6	100%	6
WATAUGA MEDICAL CENTER		4	2	33%	6

# COVID-19: testing by laboratory

Data through Dec 27, 2020 verified as of Dec 28, 2020 at 09:25 AM

Data in this report are provisional and subject to change.

The numbers in the table below represent the number of Florida and non-Florida residents for whom test results were received by the Department of Health. A person can be tested by more than one laboratory and can have both positive and negative results. **Therefore, the sum of the numbers in each column will be larger than the total number of people tested.**

Reporting lab	Inconclusive	Negative	Positive	Percent positive	Total
NORTH SHORE MEDICAL LABS		6			6
ENT AND ALLERGY ASSOCIATES OF FLORIDA LLC		6			6
COMMONWEALTH OF MASSACHUSETTS			6	100%	6
TEXAS MEDCLINIC			6	100%	6
FLORIDA WOMAN CARE LABORATORY			6	100%	6
PROHEALTH MED		1	5	83%	6
CLEARWATER PEDIATRIC CARE		1	5	83%	6
IMA MEDICAL CENTER		3	3	50%	6
NORTH BEACH REHABILITATION CENTER		5	1	17%	6
ISLAND COAST PEDIATRICS IN-HOUSE LAB		6			6
SONORA QUEST LABORATORIES			6	100%	6
LUXOR SCIENTIFIC LLC			6	100%	6
Manor Care of Dunedin		6			6
BETH ISRAEL DEACONESS MEDICAL CENTER			6	100%	6
PALMS, THE		6			6
MINUTECLINIC, LLC #05038		6			6
MIAMI BEACH COMMUNITY HEALTH CENTER INC			6	100%	6
HEALTHPARK MEDICAL CENTER ABG LAB		5	1	17%	6
ADVANCE URGENT CARE CENTER, LLC			6	100%	6
Hackensack Umc Mountainside		6			6
MEDEXPRESS URGENT CARE-LATROBE		6			6
LUTHERAN HAVEN ASSISTED LIVING		6			6
Summit Medical Group Westfield Lab		6			6
ETHOS LABORATORIES		6			6
DEBARY HEALTH AND REHABILITATION CENTER		6			6
CHAMPLAIN VALLEY PHYSICIANS HOSPITAL		3	2	40%	5
WELLIGENT			5	100%	5
MEDEXPRESS URGENT CARE - MIDLOTHIAN		5			5
RICH STREET GROUP HOME			5	100%	5
FLORIDA CANCER SPECIALISTS & RESEARCH INSTITUTE		4	1	20%	5
OMNICARE PHARMACY OF TEXAS 1, LP DBA OMNICARE		5			5
Westchester General Hospital			5	100%	5
EL PARAISO HOME INC		5			5
BROOKDALE CLERMONT			5	100%	5
INDIAN RIVER PRIMARY CARE PA		5			5
MEASE COUNTRYSIDE HOSPITAL			5	100%	5
MEDEXPRESS URGENT CARE-KATY		4	1	20%	5
PRECISION DIAGNOSTICS INC - NJ		5			5
UCF STUDENT HEALTH SERVICES LABORATORY		2	3	60%	5
BROWARD COUNTY HEALTH DEPT.			5	100%	5
ELLIS HOSPITAL LABORATORY		5			5
MAIMONIDES MEDICAL CENTER		4	1	20%	5
CLEVELAND TENNESSEE HOSPITAL COMPANY		5			5
GLEN FALLS HOSPITAL DEPARTMENT OF PATHOLOGY		5			5
VIBRANT AMERICA		3	2	40%	5
STATMED OCALA			5	100%	5

# COVID-19: testing by laboratory

Data through Dec 27, 2020 verified as of Dec 28, 2020 at 09:25 AM

Data in this report are provisional and subject to change.

The numbers in the table below represent the number of Florida and non-Florida residents for whom test results were received by the Department of Health. A person can be tested by more than one laboratory and can have both positive and negative results. **Therefore, the sum of the numbers in each column will be larger than the total number of people tested.**

Reporting lab	Inconclusive	Negative	Positive	Percent positive	Total
URGENT CARE & FAMILY PRACTICE CENTER			5	100%	5
MIAMI COMPREHENSIVE MEDICINE GROUP PA		4	1	20%	5
WADSWORTH CENTER - DAVID AXELROD INSTITUTE		5			5
CORAL LANDING ASSISTED LIVING		5			5
NATIONAL GENETICS INST LABCORP		1	4	80%	5
ATLANTIC COMMUNITY HIGH SCHOOL		4	1	20%	5
MEDEXPRESS URGENT CARE-MUNCIE		5			5
OSWEGO HOSPITAL LABORATORY		5			5
ST JOSEPH WOMENS HOSPITAL			5	100%	5
SUTTER TRACY COMMUNITY HOSPITAL			5	100%	5
NORTH FLORIDA PEDIATRICS JASPER			5	100%	5
DOCS URGENT CARE		1	4	80%	5
HUNTERS CREEK PEDIATRICS		5			5
DAVITA DIALYSIS		4	1	20%	5
MEDEXPRESS URGENT CARE-DUBOIS		5			5
WAKEMED		1	4	80%	5
SOUTHERN OCEAN MEDICAL CENTER		5			5
CURATIVE CARE CENTER INC		1	4	80%	5
RUSH UNIVERSITY MEDICAL CENTER LABORATORY			5	100%	5
CORNER OAK ESTATE LLC		5			5
GERALD J KIVETT MD		5			5
OPTUM SILVER LAKES			5	100%	5
LABCORP UNSPECIFIED		5			5
GULF COAST VETERANS HCS PANAMA CITY OPC		5			5
HILLSBOROUGH COUNTY HEALTH DEPARTMENT			5	100%	5
BREVARD HEALTH ALLIANCE INC, THE			5	100%	5
KIDSVILLE PEDIATRICS			5	100%	5
EGL GENETICS DIAGNOSTICS			5	100%	5
MINUTE CLINIC DIAGNOSTIC OF SC, LLC #42		4	1	20%	5
FAMILY MEDICINE OF WESTON LLC			5	100%	5
MINUTECLINIC DIAGNOSTIC OF PA, LLC (1036)		4	1	20%	5
NELSON BIOLOGICAL			5	100%	5
BAPTIST PRIMARY BLACK CREEK SOUTH			5	100%	5
CONCENTRA			5	100%	5
MEDEXPRESS URGENT CARE - WILLIAMSPORT		4	1	20%	5
UT MEMPHIS UNIVERSITY HEALTH SERVICES			5	100%	5
DEPARTMENT OF HEALTH AND HUMAN SERVICES LANSING			5	100%	5
FLORIDA HOSPITAL LAKE MARY		5			5
GRAND VILLA OF ALTAMONTE SPRINGS			5	100%	5
BOCA BIOLISTICS LLC			5	100%	5
ORMOND MEDICAL ARTS		3	2	40%	5
COMMUNITY HEALTH OF SOUTH FLORIDA			5	100%	5
Army Residence Community		5			5
INTERNAL MEDICINE & PRIMARY CARE ASSOCIATES, PLC			5	100%	5
FINLAY		1	4	80%	5
PEDIATRICS OF ALTAMONTE		5			5

# COVID-19: testing by laboratory

Data through Dec 27, 2020 verified as of Dec 28, 2020 at 09:25 AM

Data in this report are provisional and subject to change.

The numbers in the table below represent the number of Florida and non-Florida residents for whom test results were received by the Department of Health. A person can be tested by more than one laboratory and can have both positive and negative results. **Therefore, the sum of the numbers in each column will be larger than the total number of people tested.**

Reporting lab	Inconclusive	Negative	Positive	Percent positive	Total
FRANCES WARDE MEDICAL LABORATORY		2	3	60%	5
CLEVELAND CLINIC MARTIN HEALTH NURSING & RESTORATIVE		5			5
PEDIATRICS OF CENTRAL FLORIDA - POINCIANA		3	2	40%	5
FLORIDA DEPARTMENT OF HEALTH IN MONROE COUNTY		2	3	60%	5
MOUNT SINAI BROOKLYN LABORATORY		4	1	20%	5
PEDIATRIC URGENT HEALTH CARE			5	100%	5
MINUTECLINIC, LLC		5			5
WEST PACIFIC MEDICAL LABORATORY			5	100%	5
WOODHULL MEDICAL AND MENTAL HEALTH CTR		5			5
CENTREX CLINICAL LABS INC		5			5
MULBERRY CARE CENTER		2	3	60%	5
MEDEXPRESS ELKINS		5			5
MEDEXPRESS URGENT CARE - BEECH GROVE		5			5
MANATEE COUNTY JAIL		4	1	20%	5
MINUTECLINIC DIAGNOSTIC OF PENNSYLVANIA, LLD #1545		5			5
HUNTINGTON URGENT CARE		5			5
ADVENTHEALTH EXPRESS CARE AT WALGREENS			5	100%	5
MEDICAL CENTER OF BLOUNTSTOWN			5	100%	5
BETHESDA COMMUNITY HEALTH CENTER			5	100%	5
DESOTO HEALTH AND REHAB LLC		3	2	40%	5
MINUTE CLINIC		1	4	80%	5
MANATEE PEDIATRICS			5	100%	5
GENTIVA HEALTH SERVICES		5			5
FLORIDA DEPARTMENT OF HEALTH - INVERNESS		3	2	40%	5
ILLINOIS DEPARTMENT OF PUBLIC HEALTH			5	100%	5
CITRUS COUNTY HEALTH DEPARTMENT		4	1	20%	5
LORI MCAULIFFE MD PA			5	100%	5
MINUTECLINIC DIAGNOSTIC OF NEW JERSEY,		5			5
INDIANA STATE DEPARTMENT OF HEALTH		1	4	80%	5
BAY BREEZE HEALTH AND REHABILITATION CENTER		5			5
JOE DIMAGGIO CHILDREN'S HOSPITAL		1	4	80%	5
ST JOHNS BIOMEDICAL LAB		5			5
UT SOUTHWESTERN MEDICAL CENTER			5	100%	5
CRESTWOOD MEDICAL CENTER		4	1	20%	5
RIVER CITY PRIMARY AND URGENT CARE			5	100%	5
AEL KNOXVILLE			5	100%	5
URGENT CARE OF LONGWOOD			5	100%	5
ST CHARLES HOSPITAL LABORATORY		5			5
NOVANT HEALTH UVA		2	3	60%	5
AUTUMN OF SARASOTA		5			5
PRECISION LABS LLC		2	3	60%	5
URGENT MEDICAL CENTER INC		2	3	60%	5
MEDEXPRESS URGENT CARE - WASHINGTON		4	1	20%	5
UNIVERSITY OF CHICAGO MEDICAL CENTER LAB			5	100%	5
TUSCAN ISLE CHAMPIONSGATE OP CO LLC		5			5
CARL R DARNALL ARMY MEDICAL CENTER			5	100%	5

# COVID-19: testing by laboratory

Data through Dec 27, 2020 verified as of Dec 28, 2020 at 09:25 AM

Data in this report are provisional and subject to change.

The numbers in the table below represent the number of Florida and non-Florida residents for whom test results were received by the Department of Health. A person can be tested by more than one laboratory and can have both positive and negative results. **Therefore, the sum of the numbers in each column will be larger than the total number of people tested.**

Reporting lab	Inconclusive	Negative	Positive	Percent positive	Total
Kennedy University Hospital		5			5
WELLMED AT NEW TAMPA		3	2	40%	5
HENDRY REGIONAL CONVENIENT CARE CENTER			5	100%	5
DALLAS COUNTY HEALTH AND HUMAN SERVICES			5	100%	5
KENILWORTH CARE & REHABILITATION CENTER			5	100%	5
ASCENSION ST VINCENT'S CLAY COUNTY			5	100%	5
SOUTHEASTERN PEDIATRIC ASSOCIATES			5	100%	5
EXPRESS DOCS LLC			5	100%	5
WESTWOOD NURSING & REHAB		1	4	80%	5
ADVENTHEALTH MEDICAL GROUP FAMILY & INTERNAL		2	3	60%	5
THE UNIVERSITY OF VERMONT MEDICAL CENTER		4	1	20%	5
LAKE NONA PEDIATRICS IN ASSOCIATION WITH NEMOURS		5			5
UPMC HEALTH SYSTEM		4	1	20%	5
Florida Clinical Laboratory		1	4	80%	5
URGENT TEAM - MUSCLE SHOALS		5			5
WESTMINSTER SHORES			5	100%	5
SONATA DELRAY BEACH		4	1	20%	5
CARLOS PORTU MD, PLLC			5	100%	5
ST VINCENT'S CHILTON		4	1	20%	5
CROSSROADS URGENT CARE, PLLC		5			5
XRL SXF REF LAB		5			5
MEDEXPRESS URGENT CARE - SWANSEA, N ILLINOIS ST		4	1	20%	5
NEW HAMPSHIRE DEPARTMENT OF HEALTH AND HUMAN SERVICES		3	2	40%	5
DR PHILLIPS MEDICAL WELLNESS CENTER		5			5
MEDEXPRESS URGENT CARE - RICHMOND, NINE MILE RD		5			5
BENSONHURST URGENT CARE		5			5
JOSEF SCHENKER MD PC DBA CENTERS URGENT		4	1	20%	5
ROSEMONT GARDENS INC		5			5
BAYSHORE LABORATORY		4	1	20%	5
GUTHRIE MEDICAL GROUP LABORATORIES		5			5
PARRISH HEALTH CENTER		5			5
BAPTIST HEALTH - TOWN CENTER			5	100%	5
MEDEXPRESS URGENT CARE - ELM GROVE		5			5
NORTHPORT MEDICAL CENTER LAB		5			5
LANE PEDIATRICS PA			5	100%	5
STEWART MELBOURNE HOSPITAL			5	100%	5
TANNER MEDICAL CENTER EAST AL		5			5
MAXHEALTH		4	1	20%	5
NORTHERN DUTCHESS HOSPITAL LABORATORY		5			5
UF HEALTH			5	100%	5
YORKVILLE PEDIATRIC URGENT CARE		5			5
BEACH HOUSE		5			5
ADVENT HEALTH - DELTONA ER		1	4	80%	5
COOPER HOSPITAL/UNIVERSITY MEDICAL		5			5
CVS MINUTE CLINIC DIAGNOSTIC OF NEW JERSEY		5			5
ELITE MEDICAL CENTER			4	100%	4

# COVID-19: testing by laboratory

Data through Dec 27, 2020 verified as of Dec 28, 2020 at 09:25 AM

Data in this report are provisional and subject to change.

The numbers in the table below represent the number of Florida and non-Florida residents for whom test results were received by the Department of Health. A person can be tested by more than one laboratory and can have both positive and negative results. **Therefore, the sum of the numbers in each column will be larger than the total number of people tested.**

Reporting lab	Inconclusive	Negative	Positive	Percent positive	Total
ACCENT PHYSICIAN SPECIALISTS PA		4			4
FIFTH AVENUE PEDIATRICS		3	1	25%	4
TARPON SPRINGS PEDIATRICS, LLC			4	100%	4
WESLEY CHAPEL INTERNAL MEDICINE AND PEDIATRICS			4	100%	4
VRL LABORATORIES			4	100%	4
FAMILY MEDICINE AT LONGWOOD			4	100%	4
ADVENT HEALTH - TUSKAWILLA		4			4
BIRMINGHAM VAMC		1	3	75%	4
CONCENTRA URGENT CARE		1	3	75%	4
MINUTE CLINIC DIAGNOSTIC OF PENNSYLVANIA		4			4
ORLANDO FAMILY MEDICAL INC		4			4
DR. PHILLIPS MEDICAL WELLNESS CENTER		2	2	50%	4
MEMORIAL HEALTH CARE SYSTEMS			4	100%	4
UNIVERSITY OF MIAMI MILLER SCHOOL OF MEDICINE			4	100%	4
BELLIN HEALTH LAB		1	3	75%	4
SHARP MEMORIAL HOSPITAL MICROBIOLOGY DEPT			4	100%	4
DTR LABS		3	1	25%	4
COVENIENT CARE MEDICAL CLINIC			4	100%	4
SOUTH FLORIDA FAMILY HEALTH & RESEARCH CTR			4	100%	4
MEDEXPRESS URGENT CARE - MBURG COMMONS		4			4
Park Ridge Nursing Center		3	1	25%	4
OKLAHOMA STATE DEPARTMENT OF HEALTH-PUBLIC HEALTH LABORATORY			4	100%	4
MINUTECLINIC, LLC #244		4			4
CITYMD		1	3	75%	4
FLORIDA CANCER SPECIALISTS AND RESEARCH		2	2	50%	4
COPELAND MEDICAL CLINIC		3	1	25%	4
Grand Villa of Clearwater		4			4
MINUTECLINIC DIAGNOSTIC OF SC, LLC #2		4			4
MEDEXPRESS URGENT CARE - CLARKSBURG		4			4
Westminster Manor		3	1	25%	4
MED LABS DIAGNOSTICS		3	1	25%	4
MINUTECLINIC DIAGNOSTIC OF VIRGINIA		4			4
LAKE FOREST PARK OP CO LLC		4			4
MAILBOX DIAGNOSTICS		2	2	50%	4
SunTerrace Health Care Center		3	1	25%	4
CARENOW URGENT CARE - WINTER SPRINGS		3	1	25%	4
MINUTECLINIC DIAGNOSTIC OF VIRGINIA, LLC #1656		4			4
SIGNATURE CARE MONTROSE		2	2	50%	4
AMERICAN HOUSE FORT MYERS		4			4
MIRIMUS INC		1	3	75%	4
RAINBOW PEDIATRIC CENTER PA		3	1	25%	4
PEACEHEALTH LABORATORIES		3	1	25%	4
West Gate Village, LLC		4			4
NEMOURS CHILDREN'S URGENT CARE			4	100%	4
MINUTECLINIC DIAGNOSTICS OF IND, LLC		4			4
DYNACARE LABORATORIES			4	100%	4

# COVID-19: testing by laboratory

Data through Dec 27, 2020 verified as of Dec 28, 2020 at 09:25 AM

Data in this report are provisional and subject to change.

The numbers in the table below represent the number of Florida and non-Florida residents for whom test results were received by the Department of Health. A person can be tested by more than one laboratory and can have both positive and negative results. **Therefore, the sum of the numbers in each column will be larger than the total number of people tested.**

Reporting lab	Inconclusive	Negative	Positive	Percent positive	Total
MEDEXPRESS URGENT CARE - CULPEPER		4			4
OPTUM PRIMARY CARE - FOUNTAIN OAKS			4	100%	4
MEDEXPRESS URGENT CARE MURRYSVILLE		3	1	25%	4
CARENOW URGENT CARE-GREEN HILLS		4			4
MEDEXPRESS URGENT CARE-PITTSFIELD		4			4
MEDEXPRESS URGENT CARE - SOUTH PARKERSBURG		4			4
IGENEX INC		4			4
WYOMING PUBLIC HEALTH LAB			4	100%	4
ADVENT HEALTH CENTRA CARE - ORANGE LAKE		1	3	75%	4
UNION CITY MANOR NURSING CENTER		4			4
PANIRA HEALTHCARE CLINIC			4	100%	4
MEDEXPRESS URGENT CARE - FAYETTEVILLE		2	2	50%	4
BOROPARK URGENT CARE		3	1	25%	4
UHEALTH UNIVERSITY OF MIAMI			4	100%	4
MEDEXPRESS URGENT CARE - GLENDALE		4			4
CAPE COD HOSPITAL			4	100%	4
MEDEXPRESS URGENT CARE CHARLESTON		4			4
ABBEY MANOR RETIREMENT RESIDENCE INC		4			4
SOUTHEASTERN REGIONAL MEDICAL CENTER			4	100%	4
RIO PINAR HEALTH CARE			4	100%	4
PANCARE HEALTH YOUNGSTOWN			4	100%	4
SUPERIOR RESIDENCES AT CALA HILLS		4			4
Bardmoor Oaks Healthcare and Rehabilitation Center		3	1	25%	4
MARSHFIELD LABORATORIES			4	100%	4
MEDEXPRESS URGENT CARE - LAFAYETTE		4			4
MIAMI CANCER INSTITUTE			4	100%	4
NEWPATH DIAGNOSTICS		4			4
LONG ISLAND JEWISH FOREST HILLS HOSPITAL		4			4
OPTIMAL CARE PEDIATRICS			4	100%	4
Health Care Center of Jacksonville			4	100%	4
MIZELL MEMORIAL HOSPITAL			4	100%	4
CONSULATE HEATH CARE AT WEST ALTAMONTE			4	100%	4
FCHC (OB)-DARWIN SQUARE CTR.			4	100%	4
AHEC CLINIC		1	3	75%	4
CARENOW URGENT CARE-WEST END		4			4
MC DIAGNOSTIC OF CONNECTICUT PC #459		4			4
FLAGLER HEALTH SERVICES INC			4	100%	4
GRAND VILLA OF ENGLEWOOD		1	3	75%	4
ADVENTIST HEALTH SYSTEM FLORIDA DEPT OF HEALTH		3	1	25%	4
PASSPORT HEALTH OF TAMPA BAY		4			4
INFECTION CONTROL/ EMPHEALTH		3	1	25%	4
CAREWELL 202			4	100%	4
DOTHAN PEDIATRIC CLINIC			4	100%	4
THE DOCTORS CENTER HEALTHCARE-SOUTHSIDE		1	3	75%	4
YAZJI PEDIATRIC CARE LLC DBA TUKA PEDIATRICS			4	100%	4
PRL NYC PANDEMIC RESPONSE LAB			4	100%	4



# COVID-19: testing by laboratory

Data through Dec 27, 2020 verified as of Dec 28, 2020 at 09:25 AM

Data in this report are provisional and subject to change.

The numbers in the table below represent the number of Florida and non-Florida residents for whom test results were received by the Department of Health. A person can be tested by more than one laboratory and can have both positive and negative results. **Therefore, the sum of the numbers in each column will be larger than the total number of people tested.**

Reporting lab	Inconclusive	Negative	Positive	Percent positive	Total
CVS MINUTE CLINIC DIAGNOSTIC PA		3	1	25%	4
COLLIER HMA PHYSICIAN MANAGEMENT, LLC			4	100%	4
LEON MEDICAL CENTERS, LLC			4	100%	4
MEDEXPRESS URGENT CARE - PRINCETON		4			4
RELIANT ACUTE CARE			4	100%	4
VIERA PEDIATRICS		1	3	75%	4
NORTHEAST ALABAMA REGIONAL MEDICAL CENTER		2	2	50%	4
COLUMBIA MEMORIAL HOSPITAL LABORATORY		4			4
FLORIDA HEART AND VASCULAR			4	100%	4
HELIX KH UC			4	100%	4
OMNICARE PHARMACY OF TEXAS 1		4			4
DEPARTMENT OF HEALTH AND HUMAN SERVICES STATE OF NEW HAMPSHIRE			4	100%	4
TIFFANY LAKE CARE CENTERS INC		4			4
PALM HARBOR DERMATOLOGY		4			4
VITAL CARE URGENT CARE			4	100%	4
ADVENTHEALTH NEW SMYRNA BEACH COMMUNITY HEALTH			4	100%	4
HEALTH AND WELLNESS CENTER			4	100%	4
PALM BEACH CANCER INSTITUTE			4	100%	4
FLORENCE - HUNTSVILLE HOSPITAL URGENT CARE		3	1	25%	4
ENCOMPASS HOME HEALTH		4			4
SIGNATURE CARE EMERGENCY CENTER		2	2	50%	4
CELERION			4	100%	4
LAKE REGIONAL URGENT CARE			4	100%	4
ABSOLUTE HEALTH		4			4
MINUTE CLINIC DIAGNOSTIC OF TEXAS, LLC		4			4
UNILAB OF DADE INC			4	100%	4
MEDEXPRESS URGENT CARE - HUNTINGTON WE		4			4
DIAGNOSTECHS		4			4
HEALTHY MINORS PEDIATRIC URGENT CARE		4			4
JUPITER MEDICAL CENTER URGENT CENTER			4	100%	4
ADVENT HEALTH APOPKA		2	2	50%	4
CLINICAL LABORATORIES OF THE BUFFALO		3	1	25%	4
UTAH DEPARTMENT OF HEALTH			4	100%	4
MEDEXPRESS URGENT CARE - MARKHAM STREE		3	1	25%	4
REHABILITATION CENTER OF WINTER PARK,THE			4	100%	4
GARDENS HEALTH NH LLC		4			4
BAYLOR ESOTERIC AND MOLECULAR LAB			4	100%	4
MARION AND BERNARD L SAMSON NURSING CENTER			4	100%	4
SANFORD SOUTH UNIVERSITY		4			4
FLORIDA HOSPITAL ALTAMONTE		2	2	50%	4
FHMG_FM AND IM AVALON PARK		1	3	75%	4
CHILDREN'S MEDICAL GROUP		4			4
Okeechobee Health Care Facility		4			4
ST VINCENT'S ST CLAIR		2	2	50%	4
Orchid Cove at Sarasota		4			4
NEULIFE NEUROLOGICAL SERVICES LLC			4	100%	4

# COVID-19: testing by laboratory

Data through Dec 27, 2020 verified as of Dec 28, 2020 at 09:25 AM

Data in this report are provisional and subject to change.

The numbers in the table below represent the number of Florida and non-Florida residents for whom test results were received by the Department of Health. A person can be tested by more than one laboratory and can have both positive and negative results. **Therefore, the sum of the numbers in each column will be larger than the total number of people tested.**

Reporting lab	Inconclusive	Negative	Positive	Percent positive	Total
WATSON THERAPEUTICS		1	3	75%	4
JOHN T MATHER MEMORIAL HOSPITAL LABORATORY		4			4
CAPTAIN JAMES A. LOVELL FEDERAL HEALTHCARE CENTER			4	100%	4
ADVENTHEALTH MEDICAL GROUP PEDIATRICS AT		2	2	50%	4
MINUTECLINIC, LLC #03965		4			4
Walker BaptistMedCtr		3	1	25%	4
MEDEXPRESS URGENT CARE - MT LEBANON		3	1	25%	4
PR HEALTH			4	100%	4
FORT PIERCE FAMILY CARE INC		3	1	25%	4
ELTINGVILLE CIRCLE URGENT CARE		4			4
REDMED OF CROSSTOWN		1	3	75%	4
MINUTE CLINIC DIAGNOSTIC OF MICHIGAN PC		4			4
INSPIRED LIVING AT PALM BAY		4			4
ATMORE NURSING CENTER		3	1	25%	4
THONOTOSASSA COMMUNITY HEALTH CENTER		1	3	75%	4
Calusa Harbour			4	100%	4
PALM BEACH COUNTY HEALTH DEPARTMENT LABORATORY			4	100%	4
SOUTHWESTERN REGIONAL MEDICAL CENTER - TULSA		4			4
FHCP - ORMOND BEACH			4	100%	4
REHABILITATION CENTER AT JUPITER GARDENS		4			4
HAMPTON ALF AT 24TH ROAD LLC			4	100%	4
CYPRESS CREEK MEDICAL CENTER			4	100%	4
OKLAHOMA STATE UNIVERSITY DIAGNOSTIC LAB			4	100%	4
MINUTECLINIC DIAGNOSTIC OF NEW JERSEY, LLC # 7069		4			4
Sunrise Health and Rehabilitation Center			4	100%	4
MEDEXPRESS URGENT CARE PLEASANT HILLS		3	1	25%	4
PERDIDO URGENT CARE			4	100%	4
URGENT TEAM		2	2	50%	4
APEX HOME HEALTH CARE		4			4
CVS MINUTE CLINIC DIAGNOSTIC MED GRP OF SAN		2	2	50%	4
PHYSICIANS IMMEDIATE CARE AURORA			4	100%	4
COMPUNET CLINICAL LAB			4	100%	4
SHEEPSHEAD BAY URGENT CARE		4			4
PRIMECARE		2	2	50%	4
BENEVA LAKES HEALTHCARE & REHAB CENTER			4	100%	4
GNT ASSOCIATES		3	1	25%	4
CENTERPLACE HEALTH			4	100%	4
EXPRESS TESTING-ONE			4	100%	4
Millennium Nursing & Rehab Center		4			4
BOCA SIMON LAB		1	3	75%	4
ACE BIOMEDICAL LABS LLC			4	100%	4
EAST BANK HOSPITAL - UNIVERSITY OF MINNESOTA MEDICAL CENTER			4	100%	4
WATERTOWN URGENT CARE PLLC		4			4
FLORIDA HEALTHCARE OF ORLANDO			4	100%	4
ADVENT HEALTH MEDICAL GROUP- FAMILY MEDICINE AT DR. PHILIPS		1	3	75%	4
MARSHALL MEDICAL CENTER SOUTH LAB		3	1	25%	4

# COVID-19: testing by laboratory

Data through Dec 27, 2020 verified as of Dec 28, 2020 at 09:25 AM

Data in this report are provisional and subject to change.

The numbers in the table below represent the number of Florida and non-Florida residents for whom test results were received by the Department of Health. A person can be tested by more than one laboratory and can have both positive and negative results. **Therefore, the sum of the numbers in each column will be larger than the total number of people tested.**

Reporting lab	Inconclusive	Negative	Positive	Percent positive	Total
Stratford Court of Palm Harbor		4			4
Heartland of Boynton Beach			4	100%	4
INTERMARKET FACILITY			4	100%	4
PM PEDIATRICS OF SELDEN		3	1	25%	4
JUPITER ISLAND MEDICAL CLINIC INC		4			4
CDRX INFUSION			4	100%	4
DYNAMIC HEALTH CENTERS INC		2	2	50%	4
SONIC REFERENCE LABORATORY			4	100%	4
BIOTEST PLASMA CENTER		4			4
MD ANDERSON			4	100%	4
MEDEXPRESS URGENT CARE, FAIRMONT		4			4
MEDEXPRESS URGENT CARE, BUTLER		3	1	25%	4
FISHERMEN'S HOSPITAL			4	100%	4
TRIDENT BIOMETRICS		3	1	25%	4
TENDER CARE ALF		4			4
UNIVERSITY OF WASHINGTON MEDICAL CENTER (UWMC) EMERGENCY DEPT.			4	100%	4
MINUTE-CLINIC DIAGNOSTIC OF VIRGINIA, LLC #794		4			4
MEDEXPRESS URGENT CARE HUNTINGTON		4			4
ALVARO J DANGOND MD PA		4			4
SIMEDHEALTH LLC		2	2	50%	4
MINUTECLINIC DIAGNOSTIC OF TEXAS		4			4
BARTON MEMORIAL HOSPITAL		3	1	25%	4
L3HARRIS FAMILY MEDICAL CENTER			4	100%	4
MEDICINE SHOPPE #1306 THE		3	1	25%	4
FLORIDA MEDICAL CL ODOM TPA		1	3	75%	4
GENUS DIAGNOSTICS			4	100%	4
GENEVA GENERAL HOSPITAL LABORATORY		3	1	25%	4
THE PLAZA AT PARKSQUARE		4			4
MIAMI COMMUNITY HEALTH CENTER INC		1	3	75%	4
OCHSNER MEDICAL CENTER			4	100%	4
MINUTECLINIC DIAGNOSTIC OF TN PC #6415		4			4
KENDALL REGIONAL MEDICAL CNTR			4	100%	4
LA MER NH LLC			4	100%	4
CARE ONE PRIMARY CARE			4	100%	4
MCR HEALTH LAWTON CHILES ADMINISTRATION STE A		1	3	75%	4
LEMOYNE COLLEGE WELLNESS CENTER FOR		4			4
PUTNAM HOSPITAL CENTER LABORATORY		4			4
KANSAS DEPARTMENT OF HEALTH		2	2	50%	4
FLORIDA MEDICAL CLINIC - MULTI SPECIALTY CAMPUS		1	3	75%	4
GREENVILLE MEMORIAL HOSPITAL LAB			4	100%	4
IMIC INC RESEARCH			4	100%	4
KETTERING HEALTH			4	100%	4
ORCHID COVE		2	2	50%	4
CELAL GUROL ERBAY, MD			4	100%	4
MINUTECLINIC MINUTECLINIC #4977		3	1	25%	4
PENNSYLVANIA DEPARTMENT OF HEALTH BUREAU OF LABORATORIES			4	100%	4

# COVID-19: testing by laboratory

Data through Dec 27, 2020 verified as of Dec 28, 2020 at 09:25 AM

Data in this report are provisional and subject to change.

The numbers in the table below represent the number of Florida and non-Florida residents for whom test results were received by the Department of Health. A person can be tested by more than one laboratory and can have both positive and negative results. **Therefore, the sum of the numbers in each column will be larger than the total number of people tested.**

Reporting lab	Inconclusive	Negative	Positive	Percent positive	Total
COMPREHENSIVE CLINICAL RESEARCH, LLC			4	100%	4
VALDOSTA FAMILY MEDICINE			4	100%	4
CENTERPLACE HEALTH, INC			4	100%	4
BARBARA O'REILLY MD PA		4			4
ELITE MD GROUP INC		1	3	75%	4
UW MEDICINE VIROLOGY LAB			4	100%	4
MD NOW MEDICAL CENTER INC			4	100%	4
LABS PLUS LLC		4			4
INTERNAL MEDICINE LIPID AND WELNNES PRACTICE			4	100%	4
AHC Decatur County		4			4
MARYLAND STATE DEPT OF HEALTH	2		1	33%	3
LINCOLN MEDICAL CENTER		3			3
HARBOUR'S EDGE		2	1	33%	3
Life Care Center of Citrus County		2	1	33%	3
MEDFIRST URGENT CARE			3	100%	3
PREMIER CLINICAL RESEARCH INSTITUTE INC			3	100%	3
TERRACE OF ST CLOUD, THE		2	1	33%	3
KEYSTONE REHABILITATION AND HEALTH CENTER			3	100%	3
JACKSON SOUTH COMMUNITY HOSPITAL LAB			3	100%	3
PATHOLOGY REFERENCE LAB LLC			3	100%	3
CVS MINUTE CLINIC DIAGNOSTIC OF TEXAS		3			3
EXETER HOSPITAL		3			3
LEXINGTON MEDICAL CENTER		1	2	67%	3
SURETOX LABORATORY LLC		2	1	33%	3
ADVENTHEALTH SEBRING- INFECTION CONTROL DEPARTMENT			3	100%	3
NYC PUBLIC HEALTH LABS			3	100%	3
MACCLENNY NURSING AND REHAB			3	100%	3
BEEBE MEDICAL CENTER LABORATORY		3			3
PM PEDIATRICS OF BAYSIDE PLLC		3			3
MEDICAL SERVICES OF AMERICA HOME HEALTH		3			3
DIXIE COUNTY HEALTH DEPARTMENT		2	1	33%	3
VIRGINIA DIVISION OF CONSOLIDATED LABORATORIES			3	100%	3
DANIEL M LIBBY MD PLLC		3			3
LAHEY CLINIC MEDICAL CENTER			3	100%	3
MID FLORIDA CLINICAL LABORATORY		2	1	33%	3
LOVING CARE OF THE TREASURE COAST LLC	1	2			3
TULLAHOMA HMA, LLC		2	1	33%	3
WATSON THERAPEUTICS INC			3	100%	3
DEACONESS HOSPITAL			3	100%	3
NORTH NAPLES HOSPITAL RESPIRATORY THERAPY DEPARTMENT			3	100%	3
NORTHSIDE HOSPITAL		2	1	33%	3
RAPID CITY RUGENT CARE			3	100%	3
ESTATES MEDICAL CENTER INC			3	100%	3
MINUTECLINIC DIAGNOSTIC OF TN, PC 374		3			3
AMERICAN SCIENTIFIC LABORATORIES LLC			3	100%	3
MEDIC INFUSION PA		3			3

# COVID-19: testing by laboratory

Data through Dec 27, 2020 verified as of Dec 28, 2020 at 09:25 AM

Data in this report are provisional and subject to change.

The numbers in the table below represent the number of Florida and non-Florida residents for whom test results were received by the Department of Health. A person can be tested by more than one laboratory and can have both positive and negative results. **Therefore, the sum of the numbers in each column will be larger than the total number of people tested.**

Reporting lab	Inconclusive	Negative	Positive	Percent positive	Total
MEDEXPRESS URGENT CARE - RICHMOND, W BROAD ST		3			3
HIALEAH SHORES NURSING AND		2	1	33%	3
ABSOLUTE GENOMICS			3	100%	3
LEE MEMORIAL HEALTH SYSTEM		2	1	33%	3
LAFAYETTE NURSING AND REHAB			3	100%	3
HELIX MEDICAL CENTERS		1	2	67%	3
MEDEXPRESS URGENT CARE - IRVING		3			3
MEDEXPRESS URGENT CARE-HERSHEY		2	1	33%	3
NORTHWEST FLORIDA CLINICAL LAB		1	2	67%	3
NORTHERN LIGHT LABORATORY		1	2	67%	3
Magnolia Health and Rehab Center			3	100%	3
MEDICAL CENTER OF THE ROCKIES			3	100%	3
BARONESS ERLANGER HOSPITAL		3			3
MONROE COUNTY DEPT OF PUBLIC HEALTH ST		3			3
AVANTE INVERNESS		1	2	67%	3
Broadview Multi-Care Center		3			3
AVANTE AT MT DORA		1	2	67%	3
MEDEXPRESS - NEWARK		3			3
LONGWOOD PEDIATRICS LLC			3	100%	3
MUNSON MEDICAL CENTER			3	100%	3
LEESBURG COMMUNITY HEALTH CENTERS			3	100%	3
QUINTON MEMORIAL HEALTH CARE CENTER		3			3
LOUISIANA DEPT. OF HEALTH AND HOSPITALS-INFECTIOUS DISEASE EPI SECTION			3	100%	3
CAREWELL URGENT CARE			3	100%	3
FAMILY MEDICINE AT WINTER PARK			3	100%	3
GARCIA MORALES NELSON			3	100%	3
Baldwin Pediatrics		3			3
SIGNATURE CARE PFLUGERVILLE			3	100%	3
Centrastate Medical Center		2	1	33%	3
MINUTECLINIC DIAGNOSTIC OF TN PC #566		3			3
URGENT CARE OF ERWIN		3			3
CARESPOT-WELLINGTON			3	100%	3
WANTAGH URGENT CARE		3			3
MINUTECLINIC DIAGNOSTIC MED GRP OF SAN		3			3
GREATER MOBILE URGENT CARE - SPRINGHILL			3	100%	3
PINELLAS PARK HEALTH CENTER - PINELLAS CHD		1	2	67%	3
PEDIATRICS BY THE SEA JOG RD OFFICE			3	100%	3
ALLIANCE FOR MULTISPECIALTY RESEARCH		3			3
MEDEXPRESS URGENT CARE - NORTH LITTLE		2	1	33%	3
ANN STORCK CENTER INC		3			3
CALIFORNIA DEPARTMENT OF PUBLIC HEALTH			3	100%	3
ACCESS HEALTH CARE		2	1	33%	3
ADVENT HEALTH MEDICAL GROUP FAMILY MEDICINE			3	100%	3
ALABAMA DEPARTMENT OF PUBLIC HEALTH		1	2	67%	3
MINUTECLINIC DIAGNOSTIC OF NORTH CAROLINA PC #7054		3			3
PENSACOLA PEDIATRICS MILTON			3	100%	3

# COVID-19: testing by laboratory

Data through Dec 27, 2020 verified as of Dec 28, 2020 at 09:25 AM

Data in this report are provisional and subject to change.

The numbers in the table below represent the number of Florida and non-Florida residents for whom test results were received by the Department of Health. A person can be tested by more than one laboratory and can have both positive and negative results. **Therefore, the sum of the numbers in each column will be larger than the total number of people tested.**

Reporting lab	Inconclusive	Negative	Positive	Percent positive	Total
NC STATE LABORATORY OF PUBLIC HEALTH		3			3
ASSOCIATES MD CYPRESS CREEK			3	100%	3
KENTUCKY CABINET FOR HEALTH AND FAMILY SERVICES			3	100%	3
ACCENTCARE		3			3
WINDSOR OF LAKEWOOD RANCH,THE		3			3
NAVAL MEDICAL CENTER SAN DIEGO			3	100%	3
CAMPAZZI CONCIERGE MEDICAL SERVICES		2	1	33%	3
CGH MEDICAL CENTER			3	100%	3
PREMIER FAMILY AND SPORTS MEDICINE		2	1	33%	3
MINUTECLINIC, LLC, MINUTECLINIC #7637		3			3
MEDEXPRESS URGENT CARE MORGANTOWN		3			3
CTRS			3	100%	3
CVS MINUTE CLINIC, LLC #22		2	1	33%	3
SJH			3	100%	3
REELFOOT FAMILY WALK IN CLINIC		2	1	33%	3
FLORIDA LABORATORY ANALYSIS, LLC			3	100%	3
CVS MINUTE CLINIC DIAG OF IND LLC #5206		2	1	33%	3
MINUTECLINIC, LLC #4230		2	1	33%	3
MICHIGAN HEALTH CLINIC LABORATORIES		2	1	33%	3
HELIX LW UC		1	2	67%	3
MINUTECLINIC DIAGNOSTIC OF LOUISIANA		2	1	33%	3
TARRANT COUNTY PUBLIC HEALTH		3			3
MOULTRIE CREEK NURSING AND REHAB			3	100%	3
MEDEXPRESS URGENT CARE MARTINSBURG		2	1	33%	3
EMORY BENNETT VETERANS NURSING HOME		3			3
NORTH BROWARD HOSPITAL DISTRICT HEALTHCARE FOR THE HOMELESS			3	100%	3
ADVANCED PEDIATRICS OF BOCA LLC			3	100%	3
PRISMA HEALTH MIDLANDS			3	100%	3
MANORCARE NURSING & REHABILITATION CENTER-NAPLES		3			3
LEWIS COUNTY MANOR		3			3
VELOCITY CARE			3	100%	3
Fouraker Hills Rehab and Nursing			3	100%	3
NORTH DAKOTA DEPT OF HEALTH MICROBIOLOGY		1	2	67%	3
GROVES CENTER			3	100%	3
Gulfport Rehabilitation Center			3	100%	3
NIGHT LITE PEDIATRICS CENTER		1	2	67%	3
URGENT CARE - OCONEE		2	1	33%	3
GYN PATH SERVICES			3	100%	3
MEDEXPRESS - NEW CASTLE, DUPONT HWY		3			3
MINUTECLINIC DIAGNOSTIC MEDICAL GROUP		3			3
Enterprise Health and Rehabilitation Center		3			3
ORANGE PARK PEDIATRICS			3	100%	3
PRIMARY CARE WALK IN CLINIC PLLC			3	100%	3
CUMBERLAND MEDICAL CENTER INC		3			3
MINUTECLINIC DIAG OF IND, LLC #2387		3			3
OPENTRONS PRL		2	1	33%	3

# COVID-19: testing by laboratory

Data through Dec 27, 2020 verified as of Dec 28, 2020 at 09:25 AM

Data in this report are provisional and subject to change.

The numbers in the table below represent the number of Florida and non-Florida residents for whom test results were received by the Department of Health. A person can be tested by more than one laboratory and can have both positive and negative results. **Therefore, the sum of the numbers in each column will be larger than the total number of people tested.**

Reporting lab	Inconclusive	Negative	Positive	Percent positive	Total
FLORIDA MENTOR-POINT WEST CLUSTER		3			3
GRACE WELLNESS CENTER		2	1	33%	3
RIVERWOOD CENTER,THE			3	100%	3
DISCOVERY VILLAGE AT STUART		1	2	67%	3
LEE CONVENIENT CARE AT SUMMERLIN			3	100%	3
MOBIL LAB FOR ALL INC		3			3
ARDEN COURTS OF PALM HARBOR			3	100%	3
DOCTORS MEDICAL CENTER OF WALTON COUNTY CLINIC			3	100%	3
MINUTECLINIC DIAGNOSTIC OF RHODE ISLAND		2	1	33%	3
URGENT CARE AT LONGWOOD			3	100%	3
ADRIANA M CASTRO MD PA		3			3
WYOMING DEPT OF HEALTH			3	100%	3
NEMOURS CHILDRENS PRIMARY CARE MAITLAND			3	100%	3
CARE ATC - CITY OF BOYNTON BEACH			3	100%	3
MEDEXPRESS URGENT CARE - BLUEFIELD		2	1	33%	3
MEDFUSION		2	1	33%	3
State Lab Unspecifd			3	100%	3
UNC HOSPITAL/MCLENDON CLINICAL LABORATORIES			3	100%	3
CENTRAL DUPAGE HOSPITAL			3	100%	3
CITIZENS BAPTIST MEDICAL CENTERS LAB		3			3
ORCHID COVE DAYTONA			3	100%	3
COURTYARD GARDENS OF BOYNTON BEACH, LLC		1	2	67%	3
MEDEXPRESS URGENT CARE - FORT WORTH S		2	1	33%	3
PUTNAM COUNTY EMERGENCY RESCUE SERVICE		3			3
BAPTIST HEALTH MEDICAL CENTER			3	100%	3
NOVANT HEALTH PRESBYTERIAN		2	1	33%	3
JEFFERSON COUNTY HEALTH DEPARTMENT-MONTICELLO		2	1	33%	3
BAYCARE MEDICAL GROUP INC			3	100%	3
CAPITAL HEALTH LABORATORY INC			3	100%	3
CULLMAN REGIONAL MEDICAL CENTER		2	1	33%	3
PATIENT FIRST - ALLENTOWN			3	100%	3
Hunterdon Medical Center Laboratory		3			3
NEMOURS CHILDRENS PRIMARY CARE HORIZON WEST			3	100%	3
ORLANDO MEDICAL CENTER PL			3	100%	3
TRUE HEALTH- HOFFNER		3			3
TRUE HEALTH - LAKE UNDERHILL		3			3
INSPIRA MEDICAL CENTER VINELAND LAB		2	1	33%	3
ORLANDO REGIONAL HEALTH SERVICES		1	2	67%	3
MEDEXPRESS URGENT CARE - BECKLEY CROSS		2	1	33%	3
MONTANA PUBLIC HEALTH LAB			3	100%	3
MEDEXPRESS URGENT CARE - TEAYS VALLEY		3			3
VAIL VALLEY MEDICAL CENTER			3	100%	3
VITAS HEALTHCARE			3	100%	3
FLORIDA MEDICAL ASSOCIATES LLC			3	100%	3
SOFTLAB			3	100%	3
ESTERO FIRE RESCUE		3			3

# COVID-19: testing by laboratory

Data through Dec 27, 2020 verified as of Dec 28, 2020 at 09:25 AM

Data in this report are provisional and subject to change.

The numbers in the table below represent the number of Florida and non-Florida residents for whom test results were received by the Department of Health. A person can be tested by more than one laboratory and can have both positive and negative results. **Therefore, the sum of the numbers in each column will be larger than the total number of people tested.**

Reporting lab	Inconclusive	Negative	Positive	Percent positive	Total
LISTENING DOCTOR PLLC, THE			3	100%	3
ELITE PRIMARY CARE OF WAYCROSS			3	100%	3
MINUTECLINIC DIAGNOSTIC OF VIRGINIA, LLC #255		3			3
MPG JACKSONVILLE ATLANTIC BLVD		1	2	67%	3
VILLAGES HEALTH, THE		3			3
SSM HEALTH ST LOUIS MICROBIOLOGY LABORATORY		1	2	67%	3
MEDEXPRESS URGENT CARE, JOHNSTOWN		2	1	33%	3
CAMELLIA AT DEERWOOD			3	100%	3
MADISON COUNTY HEALTH DEPARTMENT		3			3
FLORIDA DEPARTMENT OF HEALTH IN MIAMI DADE COUNTY		2	1	33%	3
MEDEXPRESS URGENT CARE - HOT SPRINGS		3			3
BROOKDALE OAKBRIDGE		1	2	67%	3
FLORIDA CLINICAL LABORATORY - BIREFERENCE LABORATORIES		2	1	33%	3
PUBLIC HEALTH TRUST OF MIAMI DADE COUNTY			3	100%	3
ADVANCED URGENT CARE OF MARATHON			3	100%	3
CRESTVIEW IMMEDIATE CARE LL			3	100%	3
PARTNERS PHARMACY OF FLORIDA LLC		3			3
WALGREENS #07502		3			3
CULLMAN REGIONAL URGENT CARE		2	1	33%	3
QUEST DIAGNOSTICS PSC			3	100%	3
PANCARE HEALTH - ALTHA PUBLIC			3	100%	3
WEST TN HEALTH MED NORTH		3			3
MOBILE RESPONSE DIAGNOSTICS LLC		3			3
FLORIDA HOSPITAL PHYSICIAN GROUP		1	2	67%	3
HILLVIEW LABORATORY			3	100%	3
ADVENT HEALTH - CENTRAL PASCO ER			3	100%	3
MULBERRY'S MOBILE PROVIDER SERVICES LLC			3	100%	3
NORTH SHORE HOSP. INFECTION CONTROL			3	100%	3
KEY WEST URGENT CARE, INC		3			3
ADVENT HEALTH - TIMBERRIDGE ER		2	1	33%	3
PULSE & REMEDY LLC			3	100%	3
WILLIAM A HINTON STATE LABORATORY INSTITUTE		1	2	67%	3
LOYOLA UNIVERSITY MEDICAL CENTER LABORATORY			3	100%	3
VICAR'S LANDING NURSING HOME		2	1	33%	3
FLORIDA HEALTH CARE PLANS STIRLING CENTER			3	100%	3
Bainbridge Health and Rehab		3			3
ORLANDO ORTHOPAEDIC OUTPATIENT SURGERY CENTER		1	2	67%	3
MEDEXPRESS URGENT CARE - SUMMERSVILLE, WEBSTER RD		3			3
QUATRACOR PLLC		3			3
DEPARTMENT OF PATHOLOGY ROME MEMORIAL		3			3
BRADENTON PHYSICIAN MEDICAL CENTER			3	100%	3
WELLMED AT PLANT CITY		2	1	33%	3
CORTLAND REGIONAL MEDICAL CENTER		3			3
PINELLAS POINT NURSING AND REHAB			3	100%	3
PHYSICIANS IMMEDIATE CARE ELGIN			3	100%	3
COLLIER BLVD HMA PHYSICIAN MANAGEMENT,, LLC			3	100%	3



# COVID-19: testing by laboratory

Data through Dec 27, 2020 verified as of Dec 28, 2020 at 09:25 AM

Data in this report are provisional and subject to change.

The numbers in the table below represent the number of Florida and non-Florida residents for whom test results were received by the Department of Health. A person can be tested by more than one laboratory and can have both positive and negative results. **Therefore, the sum of the numbers in each column will be larger than the total number of people tested.**

Reporting lab	Inconclusive	Negative	Positive	Percent positive	Total
CONSOLIDATED LABORATORY SERVICES			3	100%	3
LIFEHOPE LABS			3	100%	3
DICKSON MEDICAL ASSOCIATES PC PATH LAB		3			3
URGENT DOC - URGENT CARE CLINIC			3	100%	3
BROOKDALE ORANGE PARK		3			3
PALM BEACH CDH - DELRAY BEACH			3	100%	3
PARRISH MEDICAL CENTER-WAIVED TESTING		3			3
The Crossroads		3			3
DACH MAIN LAB			3	100%	3
BIG BEND HOSPICE INC		3			3
COVENANT PEDIATRICS		1	2	67%	3
ALOHA HOME CARE LLC DBA ACCENTCARE HOME HEALTH OF		3			3
YORK HOSPITAL - LABORATORY			3	100%	3
SHERMAN-ABRAMS LABORATORY INC		3			3
THE LODGE AND REHABILITATION CENTER		3			3
MEDEXPRESS URGENT CARE - WEIRTON		3			3
MINUTECLINIC DIAGNOSTIC OF TN PC #386		3			3
IOWA DEPARTMENT OF PUBLIC HEALTH			3	100%	3
ADVENT HEALTH - WESTCHASE ER			3	100%	3
GENOME LLC	1		2	67%	3
BRENTWOOD SENIOR LIVING AT ST PETE			3	100%	3
MEDICAL CENTER AFFILIATES WEST PALM			3	100%	3
PEDIATRICS AND ADOLESCENT MEDICINE		2	1	33%	3
BAY COUNTY HEALTH DEPARTMENT		3			3
VA OUTPATIENT CLINIC-NEW PORT RICHEY			3	100%	3
Nashville Central Laboratory		3			3
ORLANDO CLINICAL RESEARCH CENTER		3			3
BAPTIST OUTPATIENT SERVICES			3	100%	3
TUFTS MEDICAL CENTER			3	100%	3
KEY TRAINING CENTER			3	100%	3
MC DIAGNOSTIC OF CONNECTICUT, PC #1966		3			3
MEDEXPRESS URGENT CARE - TARENTUM		3			3
CVS MINUTE CLINIC			3	100%	3
ERIE COUNTY PUBLIC HEALTH CLINICAL		3			3
SANDGATE GARDENS REHAB & NURSING CENTER		2	1	33%	3
WINDER NURSING INC DBA WINDER HEALTH CARE		3			3
PELICAN LANDING		1	2	67%	3
FLORIDA MENTOR		3			3
DOTHAN WEST FAMILY MEDICINE		2	1	33%	3
ST BARNABAS HOSPITAL		3			3
ALLIED PHYSICIANS GROUP PLLC		3			3
MEDEXPRESS URGENT CARE-ARLINGTON		2	1	33%	3
HAWTHORNE INN OF LAKE LAND		3			3
GIBBENS FAMILY MEDICAL, LLC		2	1	33%	3
ADVENTHEALTH MEDICAL GROUP PEDIATRIC & ADOLESCENT		3			3
MEDEXPRESS URGENT CARE-NESHANNOCK TWP		2	1	33%	3

# COVID-19: testing by laboratory

Data through Dec 27, 2020 verified as of Dec 28, 2020 at 09:25 AM

Data in this report are provisional and subject to change.

The numbers in the table below represent the number of Florida and non-Florida residents for whom test results were received by the Department of Health. A person can be tested by more than one laboratory and can have both positive and negative results. **Therefore, the sum of the numbers in each column will be larger than the total number of people tested.**

Reporting lab	Inconclusive	Negative	Positive	Percent positive	Total
NORTH SHORE HEMATOLOGY-ONCOLOGY ASSOCIATES, PC		3			3
UNIVERSITY OF MICHIGAN		2	1	33%	3
MAYO		1	2	67%	3
AMELIA ASSISTED LIVING FACILITY		3			3
CVS MINUTE CLINIC DIAGNOSTIC OF VIRGINIA		3			3
ASPEN VALLEY HOSPITAL			3	100%	3
ALLIANCE LABS @LRMC			3	100%	3
FLORIDA MEDICAL CLINIC IM MLK		3			3
MC DIAGNOSTIC OF CONNECTICUT, PC #775		2	1	33%	3
ADVENTHEALTH CAR CENTER APOPKA			3	100%	3
CAYUGA COUNTY HEALTH DEPARTMENT		3			3
FAMILY MEDICINE AT WATERMAN		3			3
APEX CLINICAL LABORATORIES INC		3			3
US SPECIALTY LABS			3	100%	3
CROSSVILLE MEDICAL GROUP		1	2	67%	3
SANFORD MOBILE LAB			3	100%	3
THOMAS INTERNAL MEDICINE		3			3
TERENCE B MITCHELL MD, INC			3	100%	3
SUNSHINE PEDIATRICS OF CENTRAL FLORIDA PL		1	2	67%	3
NOVADX		2	1	33%	3
ENTRUST IMMEDIATE CARE			3	100%	3
PPD - IXLAYER		3			3
INNOVATIVE COVID-DIVERSEY			3	100%	3
TIFTON CARECONNECT URGENT CARE			3	100%	3
KISSIMMEE URGENT CARE		3			3
MAGNOLIA PEDIATRICS GROUP LLC			3	100%	3
MEDICAL UNIVERSITY SC HOSPITAL			3	100%	3
TAMPA		1	2	67%	3
RHEA MEDICAL CENTER		3			3
BOLING, STEPHANIE		3			3
MONTANA DEPARTMENT OF PUBLIC HEALTH & HUMAN SERVICES			3	100%	3
BETH ISRAEL MEDICAL CENTER LABS		3			3
SOUTHERN LABORATORY SERVICES OF NWF		3			3
MEDICAL CENTER ENTERPRISE			3	100%	3
PM PEDIATRICS OF SELDEN PLLC		3			3
CORTLAND COUNTY HEALTH DEPARTMENT		3			3
LATCHER LABORATORY OF A O FOX MEMORIAL		2	1	33%	3
SENTARA NORFOLK GENERAL HOSPITAL CENTRAL LAB			3	100%	3
UNITY HEALTH AND REHABILITATION CENTER			3	100%	3
ST LUKES HOSPITAL LABORATORY		2	1	33%	3
SCIENTIFIC LABORATORY DIVISION			3	100%	3
Clearwater Center		3			3
SMOKY MOUNTAIN URGENT CARE AND FAMILY MEDICINE CENTER			3	100%	3
MINUTECLINIC DIAGNOSTIC OF TN, PC 4992		3			3
VIDANT MEDICAL CENTER			3	100%	3
PRORENATA LABS		1	2	67%	3

# COVID-19: testing by laboratory

Data through Dec 27, 2020 verified as of Dec 28, 2020 at 09:25 AM

Data in this report are provisional and subject to change.

The numbers in the table below represent the number of Florida and non-Florida residents for whom test results were received by the Department of Health. A person can be tested by more than one laboratory and can have both positive and negative results. **Therefore, the sum of the numbers in each column will be larger than the total number of people tested.**

Reporting lab	Inconclusive	Negative	Positive	Percent positive	Total
GLADES COUNTY DETENTION CENTER			3	100%	3
APOLLO GARDENS RETIREMENT RESIDENCE CARE		3			3
MEDEXPRESS URGENT CARE-PASADENA		3			3
BAPTIST PRIMARY CARE, INC.		2	1	33%	3
BROOKDALE SENIOR LIVING			3	100%	3
BETTERMED URGENT CARE			3	100%	3
METHODIST HOSPITAL			3	100%	3
GONZALEZ MD AND ASWAD MD HEALTH SERVICES			3	100%	3
SPRING LAKE REHABILITATION CENTER			3	100%	3
AUSTIN PUBLIC HEALTH			3	100%	3
MEDEXPRESS - COLLINSVILLE BELT LINE		3			3
PALMS WEST HOSPITAL			3	100%	3
URGENT TEAM - HUNTSVILLE		3			3
MD NOW URGENT CARE - DELRAY WEST			3	100%	3
NEWSTAR MEDICAL LABORATORIES		3			3
ACCESS HOME HEALTH OF FLORIDA LLC		3			3
MINUTE-CLINIC DIAGNOSTIC OF VIRGINIA		2	1	33%	3
SEMINOLE FAMILY HEALTH CENTER		3			3
ST VINCENT'S URGENT CARE		3			3
MEDEXPRESS URGENT CARE - KOKOMO		3			3
REGIONAL MEDICAL LAB			3	100%	3
THOMAS LANGLEY			3	100%	3
MC DIAGNOSTIC OF CONNECTICUT , PC # 3		2	1	33%	3
MINUTECLINIC DIAGNOSTIC OF GEORGIA, LL		3			3
THE CLINIC OF PEDIATRICS & GI MEDICINE, INC			3	100%	3
MINUTE-CLINIC DIAGNOSTIC OF VIRGINIA, LLC #2003		2	1	33%	3
CIGNA PBSO WEST PALM			3	100%	3
AFC PHYSICIANS OF FLORIDA PA			3	100%	3
HEALTHCARE NETWORK OF SOUTHWEST FLORIDA			3	100%	3
MARION COUNTY FIRE RESCUE		3			3
ONSLow MEMORIAL HOSPITAL LABORATORY		3			3
ROANE MEDICAL CENTER		1	1	50%	2
MC DIAGNOSTIC OF CONNECTICUT, PC # 257		1	1	50%	2
Metro West Nursing and Rehab			2	100%	2
ASSOCIATES IN MEDICINE			2	100%	2
LACORP		1	1	50%	2
OHIO HEALTH DOCTORS HOSPITAL			2	100%	2
JULIE STAATS DO		2			2
BELLE GLADES HEALTH CLINIC			2	100%	2
MAGNOLIA ADULT, LLC			2	100%	2
NOVA SOUTHEASTERN UNIVERSITY - STUDENT MEDICAL CTR			2	100%	2
VETERANS AFFAIRS MEDICAL CENTER - GREATER LOS ANGELES			2	100%	2
CCRX OF NORTH CAROLINA, LLC		1	1	50%	2
INSPIRIT SENIOR LIVING			2	100%	2
SARASOTA MEMORIAL MEDICAL URGENT CARE CENTER			2	100%	2
PROPATH			2	100%	2

# COVID-19: testing by laboratory

Data through Dec 27, 2020 verified as of Dec 28, 2020 at 09:25 AM

Data in this report are provisional and subject to change.

The numbers in the table below represent the number of Florida and non-Florida residents for whom test results were received by the Department of Health. A person can be tested by more than one laboratory and can have both positive and negative results. **Therefore, the sum of the numbers in each column will be larger than the total number of people tested.**

Reporting lab	Inconclusive	Negative	Positive	Percent positive	Total
FLORIDA KEYS PED & ADOLES CTR			2	100%	2
FIRST CHOICE MEDICAL PC			2	100%	2
BAYCARE MEDICAL GROUP, INC		2			2
ADVANCED MEDICAL CARE			2	100%	2
MEDEXPRESS URGENT CARE - WEST ST PAUL, ROBERT ST S		2			2
BOONES CREEK URGENT CARE		1	1	50%	2
GUTHRIE MEDICAL GROUP - CORNING		2			2
MEDEXPRESS URGENT CARE - JEANNETTE		2			2
University Center East			2	100%	2
Alden Des Plaines			2	100%	2
RAPID URGENT CARE - ALBANY			2	100%	2
IN & OUT URGENT CARE METAIRIE			2	100%	2
PREMIER URGENT CARE CENTER LLC			2	100%	2
Workmens Circle Multicare Center		2			2
DEPARTMENT OF HEALTH AND HUMAN SERVICES			2	100%	2
FLORIDA MEDICAL CENTER OF CLEARWATER		2			2
PEPIN ACADEMIES-PASCO		2			2
FEDERAL CORRECTIONAL INSTITUTION MARIANNA			2	100%	2
Kennedy University Hospital -Wash Twp L		2			2
BRIGHAM AND WOMEN'S HOSPITAL			2	100%	2
ATLAS GENOMICS			2	100%	2
MEMORIAL SLOAN KETTERING CANCER CENTER		1	1	50%	2
EXPRESS CARE OF TAMPA BAY LLC		1	1	50%	2
CARESPOT EXPRESS HEALTHCARE			2	100%	2
SUNNYSIDE MANOR		2			2
ASCENSION ST VINCENT'S RIVERSIDE			2	100%	2
SPRING HILL REGIONAL HOSPITAL			2	100%	2
CVA MINUTE CLINIC DIAGNOSTIC OF VIRGINIA, LLC		2			2
MEDEXPRESS URGENT CARE - SOUTH CHARLESTON		2			2
DISCOVERY VILLAGE AT THE FORUM		2			2
RIVER CITY MEDICAL ASSOCIATES INC			2	100%	2
GENEXPERT			2	100%	2
LIFE CARE HOME HEALTH SERVICES LLC			2	100%	2
JOHN KNOX VILLAGE OF CENTRAL FLORIDA		1	1	50%	2
MINUTE CLINIC DIAGNOSTIC OF VIRGINIA, LLC #7543		2			2
SCIENTIA DIAGNOSTICS			2	100%	2
COMMONS AT ORLANDO LUTHERAN TOWERS SNF			2	100%	2
INTEGRITY CLINICAL RESEARCH CENTER INC		1	1	50%	2
EMERALD TRACE		2			2
MINUTE CLINIC DIAGNOSTIC OF SOUTH CAROLINA		1	1	50%	2
TENNESSEE DEPARTMENT OF HEALTH (TDH) - REGIONAL LABORATORY			2	100%	2
PIEDMONT HOSPITAL LAB			2	100%	2
JEFFERSON WASHINGTON TOWNSHIP HOSPITAL		2			2
REMISE OCCUPATIONAL HEALTH SOLUTIONS INC			2	100%	2
Lake Charles Healthcare LLC dba Landmark Lake Charles			2	100%	2
CRUC CMCH-COVID-19		2			2

# COVID-19: testing by laboratory

Data through Dec 27, 2020 verified as of Dec 28, 2020 at 09:25 AM

Data in this report are provisional and subject to change.

The numbers in the table below represent the number of Florida and non-Florida residents for whom test results were received by the Department of Health. A person can be tested by more than one laboratory and can have both positive and negative results. **Therefore, the sum of the numbers in each column will be larger than the total number of people tested.**

Reporting lab	Inconclusive	Negative	Positive	Percent positive	Total
MEASE COUNTRYSIDE HOSPITAL CARDIAC REH			2	100%	2
MEDEXPRESS - WILMINGTON KIRKWOOD HIGHWAY		2			2
INDIANA STATE DEPARTMENT OF HEALTH LABORATORIES			2	100%	2
FIRST CARE - MIDDLESBORO			2	100%	2
YOUTH AND YOU, INC		2			2
ADVICE FOR OPTIMAL WELLNESS			2	100%	2
MINUTE CLINIC LLC # 2033		1	1	50%	2
BRANDYWYNE HEALTH CARE CENTER			2	100%	2
AGILE URGENT CARE			2	100%	2
ALLIANCE PEDIATRICS PA			2	100%	2
UNIVERSITY OF MISSOURI HEALTH CARE			2	100%	2
MEDSTAR HARBOR HOSPITAL			2	100%	2
BAYSTATE MEDICAL CENTER		1	1	50%	2
SIGNATURE CARE LEWISVILLE-EMERGENCY CENTER		1	1	50%	2
PALOS COMMUNITY HOSPITAL LABORATORY			2	100%	2
ADVENT HEALTH CENTRAL TEXAS		1	1	50%	2
ALVERNO CLINICAL LABORATORIES			2	100%	2
RELIANT IMMUNE DIAGNOSTICS			2	100%	2
STUDENT HEALTH SERVICES			2	100%	2
Fort Gaines Health and Rehab		2			2
MINUTECLINIC, LLC #1796		1	1	50%	2
COASTAL COMPLETE CARE			2	100%	2
NAVAL MEDICAL CENTER			2	100%	2
MEDICAL CITY DALLAS HOSPITAL			2	100%	2
TRUE HEALTH INC			2	100%	2
MINUTECLINIC DIAG OF IND LLC #1138		1	1	50%	2
EXPRESSCARE URGENT CARE CENTER			2	100%	2
MEDEXPRESS URGENT CARE - FREDERICK		2			2
FLORIDA SCHOOL FOR THE DEAF & BLIND			2	100%	2
CVS HEALTH, #1994		1	1	50%	2
DOCTORS EXPRESS OF ST PETERSBURG			2	100%	2
NORTHDALE REHABILITATION CENTER			2	100%	2
ASHLEY PEDIATRICS			2	100%	2
PHYSICIANS REGIONAL MEDICAL CTR - COLLIER BLVD			2	100%	2
HCR MANOR CARE SERVICES OF FLORIDA III INC		2			2
CHEROKEE COUNTY HEALTH AND REHAB CENTER		2			2
URGENT CARE AND SURGERY CENTER			2	100%	2
MEDEXPRESS URGENT CARE - BATTLE CREEK		2			2
Heartland Healthcare Center Boca Raton			2	100%	2
LEXINGTON PLACE			2	100%	2
VAULT HEALTH			2	100%	2
POMERENE HOSPITAL			2	100%	2
WOMENS CARE FLORIDA LLC-LABORATORY		2			2
ST. LUCIE COUNTY HEALTH DEPARTMENT		1	1	50%	2
SPECTRA LABS		1	1	50%	2
MARTIN MEDICAL CENTER INC		1	1	50%	2

# COVID-19: testing by laboratory

Data through Dec 27, 2020 verified as of Dec 28, 2020 at 09:25 AM

Data in this report are provisional and subject to change.

The numbers in the table below represent the number of Florida and non-Florida residents for whom test results were received by the Department of Health. A person can be tested by more than one laboratory and can have both positive and negative results. **Therefore, the sum of the numbers in each column will be larger than the total number of people tested.**

Reporting lab	Inconclusive	Negative	Positive	Percent positive	Total
SOUTH DAKOTA DEPARTMENT OF HEALTH		2			2
SPARROW CENTRAL LAB			2	100%	2
OUR LADY OF THE LAKE REGIONAL MEDICAL CENTER			2	100%	2
COL CROSSROAD		1	1	50%	2
PHYSICIANS MEDICAL CENTER		2			2
FLORIDA PRIMARY & SPECIALTY CARE		2			2
Kings County Hospital Center			2	100%	2
PEDIATRICS IN BREVARD-COCOA BEACH		2			2
PEDIATRIC HEALTH CARE		1	1	50%	2
MEDEXPRESS URGENT CARE FOX CHAPEL		2			2
PHYSICIANS LABORATORY SERVICES			2	100%	2
ACCESS MEDICAL GROUP OF FLORIDA CITY			2	100%	2
MINUTECLINIC DIAGNOSTIC OF SC, LLC #4		2			2
ORMOND BEACH URGENT CARE			2	100%	2
USCG SECTOR ST PETE		1	1	50%	2
ADULT MEDICINE OF LAKE COUNTY INC			2	100%	2
CLEVELAND CLINIC FLORIDA			2	100%	2
UTMB PATHOLOGY CLINICAL SERVICES LABORATORY			2	100%	2
Gulf Shore Care Center			2	100%	2
GENETIC ASSAYS INC			2	100%	2
BERGEN COUNTY SURGICAL AND ENDOSCOPY CENTER		2			2
BRITO MEDICAL CENTER			2	100%	2
BNC Medical Investors, LLC Berrien Nursing & Rehabilitation Center		2			2
CROSSROADS			2	100%	2
PINECREST PEDIATRICS GROUP LLC			2	100%	2
MORGAN STANLEY HEALTH CENTER		2			2
MEMORIAL HERMANN			2	100%	2
CHAPPEL GROUP RESEARCH, THE		2			2
THE PATHOLOGY LABORATORY		1	1	50%	2
Rosedale Green		2			2
CAREHERE LCS- EUSTIS			2	100%	2
BIOHEALTH MEDICAL LAB INC			2	100%	2
MEDEXPRESS URGENT CARE - OMAHA N 72 ST		2			2
MORTON PLANT NORTH BAY HOSPITAL			2	100%	2
EMORY UNIVERSITY HOSPITAL			2	100%	2
Church Creek SNF			2	100%	2
Lakeside Oaks Care Center			2	100%	2
COASTAL MEDICAL LAB			2	100%	2
CARE CENTERS OF NASSAU LLC MINER ROAD SOUTH		2			2
Westside Terrace		2			2
SHANDS AT LAKE SHORE LAB			2	100%	2
MORRISTOWN MEMORIAL HOSPITAL		2			2
DES PLAINES CLINICAL LAB			2	100%	2
DALLAS MEDICAL CENTER			2	100%	2
APC PEDIATRICS			2	100%	2
KINDRED HOSPITAL OCALA		2			2

# COVID-19: testing by laboratory

Data through Dec 27, 2020 verified as of Dec 28, 2020 at 09:25 AM

Data in this report are provisional and subject to change.

The numbers in the table below represent the number of Florida and non-Florida residents for whom test results were received by the Department of Health. A person can be tested by more than one laboratory and can have both positive and negative results. **Therefore, the sum of the numbers in each column will be larger than the total number of people tested.**

Reporting lab	Inconclusive	Negative	Positive	Percent positive	Total
ADVANCED URGENT CARE CENTER OF THE UPPER KEYS			2	100%	2
NEW GEN LABS			2	100%	2
MAIN STREET MEDICAL CENTER OF CRESTVIEW PA			2	100%	2
LEGACY ER & URGENT CARE - FRISCO WEST			2	100%	2
Iowa Veterans Home		2			2
CSS- TWELVE OAKS			2	100%	2
ST. LUKE'S HOSPITAL - BETHLEHEM CAMPUS		1	1	50%	2
WISE HEALTH SYSTEM		1	1	50%	2
Greystone Nursing and Rehab, LLC			2	100%	2
CARENOW-LEBANON		1	1	50%	2
MEDEXPRESS URGENT CARE LAVALE		2			2
BIONIC TECHNOLOGIES CORPORATION			2	100%	2
STEBEN COUNTY PUBLIC HEALTH		2			2
PRECISION DIAGNOSTIC INC		2			2
ORLANDO LUTHERAN TOWERS		1	1	50%	2
ADVANCED PEDIATRICS			2	100%	2
NORTON IMMEDIATE CARE CENTER - PRESTON			2	100%	2
TMH EC NORTHEAST LABORATORY			2	100%	2
HOUSTON HEALTH DEPARTMENT - BUREAU OF LABORATORY SERVICES			2	100%	2
DOCTOR 4 U CLINIC			2	100%	2
URGENT MED INC		1	1	50%	2
JOHNNIE RUTH CLARKE LAB			2	100%	2
PTC LABORATORIES			2	100%	2
MINUTECLINIC DIAGNOSTIC PA #3344		2			2
PEACEHEALTH CENTRAL		2			2
MEDEXPRESS URGENT CARE - CEDAR KNOLLS		2			2
HEARTLAND - CHARLESTON OF HANAHAN SC,		2			2
Robert Cranfield			2	100%	2
Warren Center for Rehabilitation and Nursing		2			2
HANOVER ENDOSCOPY CENTER		2			2
CELEBRATION PEDIATRICS			2	100%	2
EMERALD COAST CENTER			2	100%	2
ACL LABORATORIES INDUSTRIAL TOXICOLOGY			2	100%	2
WASHINGTON STATE DEPARTMENT OF HEALTH PUBLIC HEALTH LABORATORIES			2	100%	2
KINGS BAY PEDIATRICS LLC			2	100%	2
MEDEXPRESS URGENT CARE - EAST BRUNSWICK		2			2
BETHPAGE EXTENDED HOURS CENTER		2			2
MID-FLORIDA HEMATOLOGY AND ONCOLOGY CENTERS		2			2
PruittHealth Lakehaven		2			2
MINUTECLINIC MINUTECLINIC #921		2			2
ST VINCENTS AMBULATORY CARE INC DBA			2	100%	2
MED FUSION			2	100%	2
ST LUKES HOSPITAL			2	100%	2
SUPERIOR RESIDENCES OF CLERMONT		2			2
DOCTORS HOSPITAL RENAISSANCE			2	100%	2
CARENOW URGENT CARE-DONELSON		2			2

# COVID-19: testing by laboratory

Data through Dec 27, 2020 verified as of Dec 28, 2020 at 09:25 AM

Data in this report are provisional and subject to change.

The numbers in the table below represent the number of Florida and non-Florida residents for whom test results were received by the Department of Health. A person can be tested by more than one laboratory and can have both positive and negative results. **Therefore, the sum of the numbers in each column will be larger than the total number of people tested.**

Reporting lab	Inconclusive	Negative	Positive	Percent positive	Total
MAJESTIC GUARDIANS			2	100%	2
ADVANCED URGENT CARE LLC			2	100%	2
BAY CORRECTIONAL AND REHABILITATION FACILITY			2	100%	2
WHITE WILSON MEDICAL CENTER NEPHROLOGY			2	100%	2
HALIFAX HEALTH CARE FOR WOMEN		2			2
HAVEN HOSPICE			2	100%	2
ST. CLOUD PHARMACY AND WELLNESS CENTER		2			2
CENTRAL FLORIDA FAMILY HEALTH CENTER		2			2
HAWAII DEPARTMENT OF HEALTH			2	100%	2
SACRED HEART HOSPITAL ON THE EMERALD			2	100%	2
THE LITTLE CLINIC			2	100%	2
FAMILY PRACTICE OF DAVIE INC			2	100%	2
NORTHCREST MEDICAL CENTER			2	100%	2
JRS LABORATORY			2	100%	2
WINCHESTER MEDICAL CENTER			2	100%	2
BAYMEADOWS PRIMARY CARE		2			2
CORNERSTONE MEDICAL CARE OF BRANDON		2			2
EASYCARE WALK-IN CLINIC			2	100%	2
COMMUNITY MEDICAL CENTER			2	100%	2
FELICIDAD MEDICAL CENTER INC			2	100%	2
UT AUSTIN UNIVERSITY HEALTH SERVICES			2	100%	2
ST. JOSEPH REGIONAL MEDICAL CENTER			2	100%	2
MINUTECLINIC DIAGNOSTIC OF NORTH CARO		2			2
Good Samaritan Society-Blackduck		1	1	50%	2
PINARD HOME HEALTH SERVICES INC			2	100%	2
COVANCE			2	100%	2
VILLA HEALTH NH LLC			2	100%	2
AVANTE AT OCALA INC			2	100%	2
SHORE MEDICAL CENTER		2			2
HOLY FAMILY MEDICAL CENTER		1	1	50%	2
FLORIDA DEPARTMENT OF HEALTH (FDOH)			2	100%	2
87TH MEDICAL GROUP - MCGUIRE AMBULATORY CARE FACILITY		2			2
CLINICAL LABORATORY		2			2
CPL LABS			2	100%	2
MINUTECLINIC DIAGNOSTIC OF ILLINOIS		1	1	50%	2
Grand Villa of Dunedin			2	100%	2
REGIONS HOSPITAL LABORATORY			2	100%	2
INTERNAL MEDICINE ASSOCIATES-DUNELLON			2	100%	2
MIDDLE TENN MENTAL HEALTH INSTITUTE		2			2
SCIENTIFIC LABORATORY COMPANY		2			2
DELAWARE DIAGNOSTICS LABS			2	100%	2
GINKGO-IXLAYER		2			2
JUPITER MEDICAL CENTER URGENT CARE - STUART			2	100%	2
BOND & STEELE CLINIC PA D/B/A BOND CLINIC PA		2			2
SYLVAN NURSING			2	100%	2
CAPRONA GROUP HOME			2	100%	2



# COVID-19: testing by laboratory

Data through Dec 27, 2020 verified as of Dec 28, 2020 at 09:25 AM

Data in this report are provisional and subject to change.

The numbers in the table below represent the number of Florida and non-Florida residents for whom test results were received by the Department of Health. A person can be tested by more than one laboratory and can have both positive and negative results. **Therefore, the sum of the numbers in each column will be larger than the total number of people tested.**

Reporting lab	Inconclusive	Negative	Positive	Percent positive	Total
ORANGE COUNTY HEALTH DEPARTMENT		1	1	50%	2
JUPITER INTERNAL MEDICINE AND ASSOCIATES			2	100%	2
THE FOUNTAIN AT BOCA CIEGA BAY		2			2
ADVICE FOR OPTIMAL WELLNESS, INC			2	100%	2
POINT OF CARE PRIVATE HEALTH MANAGEMENT			2	100%	2
ASCENSION ST MICHAEL'S HOSPITAL LAB		1	1	50%	2
SUN TERRACE HEALTH CARE CENTER			2	100%	2
BMC/JACSONVILLE		1	1	50%	2
PM PEDIATRICS OF BAYSIDE, PLLC - MANHASSET		2			2
TULANE MEDICAL CENTER			2	100%	2
MEDEXPRESS URGENT CARE-WILKINS TOWNSHIP, WILLIAM PENN HIGHWAY		2			2
NEMOURS CHILDRENS PRIMARY CARE			2	100%	2
GEISINGER MEDICAL CENTER		2			2
ROAN DRUG COMPANY LLC		2			2
SOUTHSIDE FAMILY MEDICAL		2			2
U OF MIAMI MILLER SCHOOL OF MEDICINE			2	100%	2
NEW YORK STATE DEPARTMENT OF HEALTH		1	1	50%	2
MEDLOGIC, LLC		2			2
UNIVERSITY OF MARYLAND MEDICAL CENTER			2	100%	2
UT PATH			2	100%	2
FLAGLER PROFESSIONAL HEALTH CAE SERVICES INC		2			2
BENTON PEDIATRICS		2			2
UW HOSPITAL AND CLINICS		1	1	50%	2
ARCPPOINT LABS OF WEST PALM BEACH			2	100%	2
SINAI PLAZA NURSING AND REHAB CENTER			2	100%	2
HOME ACCESS HEALTH			2	100%	2
CARE 365			2	100%	2
GULF COAST IMMEDIATE CARE CENTER		1	1	50%	2
WHOLE CHILD PEDIATRICS			2	100%	2
OAKBRIDGE TERRACE AT SAE			2	100%	2
ONE MEDICAL GROUP		1	1	50%	2
UNIVERSITY OF KANSAS MEDICAL CENTER			2	100%	2
BAYCARE HEALTH SYSTEMS		1	1	50%	2
FLORIDA MEDICAL CLINIC RADIOLOGY DALE MABRY		2			2
NURSING PLUS OF BROWARD LLC		1	1	50%	2
ACKERMAN CANCER CENTER		2			2
CEDARS-SINAI MEDICAL CENTER			2	100%	2
PLASMA MED RESEARCH DBA		2			2
MID - FLORIDA PATHOLOGY LLC		1	1	50%	2
MEDEXPRESS URGENT CARE - STATE COLLEGE		2			2
THE HOSPITAL OF PROVIDENCE EMERGENCY ROOM			2	100%	2
PROHEALTH PRIMARY CARE - GLEN OAKS		2			2
MINUTECLINIC 7196		2			2
AMERICAN MEDICAL LABORATORIES			2	100%	2
CLINICA HISPANIA			2	100%	2
WHITESANDS OUTPATIENT TREATMENT		2			2

# COVID-19: testing by laboratory

Data through Dec 27, 2020 verified as of Dec 28, 2020 at 09:25 AM

Data in this report are provisional and subject to change.

The numbers in the table below represent the number of Florida and non-Florida residents for whom test results were received by the Department of Health. A person can be tested by more than one laboratory and can have both positive and negative results. **Therefore, the sum of the numbers in each column will be larger than the total number of people tested.**

Reporting lab	Inconclusive	Negative	Positive	Percent positive	Total
CELEBRATION PRIMARY CARE ASSOCIATES LLC		2			2
BAYLOR COLLEGE OF MEDICINE			2	100%	2
GULF COAST PEDIATRICS OF SARASOTA PA		1	1	50%	2
FHPG FAMILY MEDICAL CENTER OF TAMPA BAY		1	1	50%	2
SAFARI PEDIATRICS PA		2			2
PREMIER MEDICAL LABORATORY			2	100%	2
MEDEXPRESS URGENT CARE-SCOTT TOWNSHIP		2			2
INTERNAL MEDICINE & PEDIATRICS WELLNESS CENTER			2	100%	2
HARLEM HOSPITAL CENTER		2			2
WALGREENS #13605		2			2
MARCO ISLAND HOSPITAL INC D/B/A		1	1	50%	2
Jackson Health Care Facility			2	100%	2
VIRGINIA DEPT OF HEALTH OFFICE OF EPIDEMIOLOGY			2	100%	2
MINUTE CLINIC DIAGNOSTIC MED GRP		2			2
JOHN D. ARCHBOLD MEM. HOSPITAL			2	100%	2
FLORIDA PRIMARY CARE CENTER PA		2			2
MEDEXPRESS URGENT CARE-CLOQUET		2			2
CVS MINUTE CLINIC DIAGNOSTIC OF KANSAS, PA		2			2
OHIO DEPARTMENT OF HEALTH			2	100%	2
MEDEXPRESS URGENT CARE-SELINGSGROVE		2			2
CVS MINUTE CLINIC DIAGNOSTIC OF TN #3293		2			2
MEDICANA NURSING AND REHAB CENTER			2	100%	2
ADVENTHEALTH IMAGING PARTIN SETTLEMENT			2	100%	2
ACCESS LABORATORIES LLC			2	100%	2
BOND COMMUNITY HEALTH CENTER			2	100%	2
CHESTERFIELD HEALTHCARE GROUP, INC		2			2
MINUTECLINIC DIAGNOSTIC OF OHIO #6192		2			2
MED TECH SERVICES OF PALM BEACH INC		2			2
Cleveland Clinic Weston			2	100%	2
ERIC C MRSHAL, MD, PC #1842		2			2
PALM BAY COMMUNITY OUTPATIENT CLINIC		2			2
ADVENTHEALTH EAST ORLANDO EMPLOYEE CLINIC		2			2
MEDEXPRESS URGENT CARE GREENSBURG		2			2
UK HEALTHCARE			2	100%	2
Bon Secours Maria Manor		2			2
NATIONWIDE LABORATORY SERVICES		1	1	50%	2
SUNBRIDGE CARE & REHAB FOR DECATUR		2			2
MEDEXPRESS URGENT CARE - MOUNTAIN HOME		2			2
LILY PHARMACY		2			2
LEGACY LABORATORY SERVICES			2	100%	2
VA PRIMARY CARE ANNEX			2	100%	2
MD NOW URGENT CARE CENTER INC.			2	100%	2
ROCKEFELLER UNIVERSITY CLINICAL GENOMICS LABORATOR		2			2
NEMOURS CHILDRENS PRIMARY CARE OVIEDO			2	100%	2
AUSTIN REGIONAL CLINIC MICROBIOLOGY LAB			2	100%	2
DEPT OF HEALTH			2	100%	2

# COVID-19: testing by laboratory

Data through Dec 27, 2020 verified as of Dec 28, 2020 at 09:25 AM

Data in this report are provisional and subject to change.

The numbers in the table below represent the number of Florida and non-Florida residents for whom test results were received by the Department of Health. A person can be tested by more than one laboratory and can have both positive and negative results. **Therefore, the sum of the numbers in each column will be larger than the total number of people tested.**

Reporting lab	Inconclusive	Negative	Positive	Percent positive	Total
ASPIRUS RIVERVIEW HOSPITAL & CLINICS INC		1	1	50%	2
MEDEXPRESS URGENT CARE-BLOOMFIELD AVEN		2			2
EXCEPTIONAL EMERGENCY CENTER - AMARILLO			2	100%	2
MAWD PATHOLOGY GROUP			2	100%	2
Elba Nursing and Rehabilitation Center, LLC		2			2
CVS MINUTE CLINIC DIAGNOSTIC		2			2
UNITED MEMORIAL MEDICAL CENTER			2	100%	2
FLORIDA COMMUNITY HEALTH CENTERS, INC.			2	100%	2
MINUTECLINIC #2860		2			2
Grand Villa of Deerfield Beach			2	100%	2
STEWART MELBOURNE HOSPITAL, INC			2	100%	2
PREMIER FAMILY HEALTH PA			2	100%	2
SOUTHEAST GEORGIA HEALTH SYSTEM			2	100%	2
OCALA REGIONAL KIDNEY CENTER-WEST			2	100%	2
WELL-BEING MEDICAL CENTER PLLC		2			2
SURFSIDE URGENT CARE			2	100%	2
SANFORD REGIONAL HOSPITAL WORTHINGTON		2			2
RIVERVIEW MEDICAL CLINIC		2			2
Life Care Center of Orlando			2	100%	2
BAYCARE LABORATORIES			2	100%	2
MEDICAL CENTER LABORATORY			2	100%	2
MINUTECLINIC DIAGNOSTIC OF PA LLC		2			2
RENFREW CENTERS INC		2			2
AMEDISYS HOME HEALTH OF GREENVILLE			2	100%	2
Bedford Care Center of Hattiesburg		2			2
PLEASANTVILLE OF SEBASTIAN LLC			2	100%	2
COVID PROCESSING SITE			2	100%	2
OURMED		2			2
MINUTECLINIC DIAGNOSTIC OF TEXAS, LLC #7435		2			2
ST. MARY'S MEDICAL CENTER EVANSVILLE, INC			2	100%	2
OUR HOME AT BEACON HILL			2	100%	2
DEKALB MEDICAL CENTER LABORATORY			2	100%	2
SPRINGS MEDICAL LAB		1	1	50%	2
GOLDSTEIN			2	100%	2
JACKSON LABORATORY OF GENOMIC MEDICINE		2			2
MAIN STREET MEDICAL CENTERS		2			2
MEDEXPRESS URGENT CARE - WILKES BARRE		2			2
PALMETTO FAMILY HEALTH CENTER			2	100%	2
MEDEXPRESS URGENT CARE - SPRINGDALE, S 40TH STREET		2			2
441 URGENT CARE-MULBERRY			2	100%	2
HEART OF FLORIDA HEALTH CENTER INC			2	100%	2
FL DEPT OF HEALTH MARION COUNTY MOBILE HEALTH UNIT			2	100%	2
ELMHURST MEMORIAL HOSPITAL			2	100%	2
AFFORDABLE PRIMARY CARE LLC		2			2
MEDEXPRESS URGENT CARE-PETERS TWP		2			2
CLEAR LAKE REGIONAL MEDICAL CENTER			2	100%	2

# COVID-19: testing by laboratory

Data through Dec 27, 2020 verified as of Dec 28, 2020 at 09:25 AM

Data in this report are provisional and subject to change.

The numbers in the table below represent the number of Florida and non-Florida residents for whom test results were received by the Department of Health. A person can be tested by more than one laboratory and can have both positive and negative results. **Therefore, the sum of the numbers in each column will be larger than the total number of people tested.**

Reporting lab	Inconclusive	Negative	Positive	Percent positive	Total
MINUTE CLINIC DIAGNOSTIC OF NORTH CAROLINA		2			2
Gracemore Nursing and Rehab		2			2
MINUTECLINIC, LLC #1470		2			2
NOT GIVEN		1	1	50%	2
CONSULATE HEALTH CARE		1	1	50%	2
BROOME COUNTY HEALTH DEPARTMENT		1	1	50%	2
Lehigh Acres Health and Rehabilitation			2	100%	2
PUBLIC HEALTH LABORATORY	1		1	50%	2
POMONA VALLEY COMMUNITY HOSPITAL			2	100%	2
UNIVERSITY HOSPITALS OF CLEVELAND			2	100%	2
VANAYER HEALTHCARE AND REHAB CENTER		2			2
CARENOW URGENT CARE - CENTRAL AUSTIN			2	100%	2
CITY OF NEW YORK DEPARTMENT OF HEALTH			2	100%	2
EASTLAKE MEDICAL CENTER		2			2
MED EXPRESS URGENT CARE PC - MARYLAND		2			2
COOK HOSPITAL AND CARE CENTER		1	1	50%	2
MINUTECLINIC DIAGNOSTIC PA #7110		2			2
PRINCETON BMC LABORATORY		2			2
NEW BRIDGE MEDICAL CENTER		2			2
MINUTE CLINIC LLC #4017		2			2
CORAL REEF NURSING & REHABILITATION CENTER		2			2
WAL-MART STORES EAST LP		2			2
CVS MINUTE CLINIC DIAGNOSTIC OF TN #6044		2			2
MINUTECLINIC, LLC #05814		2			2
GRAND VILLA OF MELBOURNE			2	100%	2
TAMPA INTERNATIONAL AIRPORT			2	100%	2
PEACE RIVER MEDICAL CENTER		2			2
MINUTECLINIC DIAGNOSTIC OF OHIO #7790		1	1	50%	2
SENIOR LIVING IV SUN CITY LLC		2			2
SUMNER REGIONAL MEDICAL CENTER		2			2
SCDHEC BUREAU OF LABORATORIES			2	100%	2
TMH PHYSICIAN PARTNERS SOUTHWOOD			2	100%	2
SPECIALTY LABORATORIES			2	100%	2
NATIONAL JEWISH HEALTH			2	100%	2
GALEN BAYLOR EXTENSION		2			2
OHIO DEPARTMENT OF HEALTH LABORATORY		2			2
LIFESPRING COMMUNITY HEALTH		2			2
SWEETWATER NURSING CENTER		2			2
ST JOSEPH'S HOSPITAL LABORATORY			2	100%	2
MINUTE CLINIC, LLC #4650		2			2
NEBRASKA MEDICAL CENTER			2	100%	2
JUST BELIEVE RECOVERY CENTER			2	100%	2
LONG ISLAND UNIVERSITY - POST CAMPUS		2			2
MINUTECLINIC, LLC #5707		2			2
FLORIDA DEPARTMENT OF HEALTH WASHINGTON COUNTY		1	1	50%	2
LAKELAND REGIONAL HEALTH		2			2

# COVID-19: testing by laboratory

Data through Dec 27, 2020 verified as of Dec 28, 2020 at 09:25 AM

Data in this report are provisional and subject to change.

The numbers in the table below represent the number of Florida and non-Florida residents for whom test results were received by the Department of Health. A person can be tested by more than one laboratory and can have both positive and negative results. **Therefore, the sum of the numbers in each column will be larger than the total number of people tested.**

Reporting lab	Inconclusive	Negative	Positive	Percent positive	Total
ROPER HOSPITAL			2	100%	2
ROYAL PALM MEDICAL GROUP, INC		2			2
INTEGRATED REGIONAL LABS			2	100%	2
CITRUS PARK			2	100%	2
FLORIDA MEDICAL CLINIC -INTERNAL MED DADE CITY			2	100%	2
MIDLAND MEMORIAL HOSPITAL			2	100%	2
NORTHWELL HEALTH			2	100%	2
TMH PHYSICIAN PARTNERS BLOUNTSTOWN			2	100%	2
MINUTECLINIC, DIAGNOSTIC OF TEXAS, LL		2			2
STEWART ST ELIZABETH MEDICAL CENTER			2	100%	2
CALIFORNIA DIVISION OF COMMUNICABLE DISEASE CONTROL			2	100%	2
NLC LABS			2	100%	2
URGENT CARE USA LLC			2	100%	2
CLAY PRIMARY & FAMILY CARE LLC			2	100%	2
ARLINGTON DIALYSIS CENTER LLC		2			2
METHODIST MANSFIELD MEDICAL CENTER			2	100%	2
PRESBYTERIAN HOME		2			2
STANFORD HEALTH CARE ANATOMIC PATHOLOGY & CLINICAL LAB			2	100%	2
ALL PEDIATRIC CARE PA			2	100%	2
TRICORE REFERENCE LABORATORY		1	1	50%	2
PM PEDIATRICS OF BAYSIDE PLLC - HOPEWELL JUNCTION		2			2
MOBILE COUNTY HEALTH DEPARTMENT		1	1	50%	2
INA		1	1	50%	2
TALLAHASSEE MEMORIAL HEALTHCARE FAMILY MED RESIDENCY			2	100%	2
NEMOURS CHILDREN'S PRIMARY CARE THE VILLAGES		2			2
MONTEFIORE MEDICAL CENTER LABS MONTEFIORE		1	1	50%	2
CELEBRATION PEDIATRICS PA			2	100%	2
LIFT HEALTH		2			2
DMC UNIVERSITY LABORATORIES		1	1	50%	2
COASTAL LABORATORIES OF FLORIDA			2	100%	2
MERCY HEALTH LAB		1	1	50%	2
GULF COAST REGIONAL MEDICAL CARE		2			2
BFT LAB			2	100%	2
CVS MINUTE CLINIC DIAGNOSTIC MED GRP		2			2
MEDEXPRESS URGENT CARE-CHIPPEWA		1	1	50%	2
UC CORAL GABLES			2	100%	2
SUNCOAST BLOOD BANK			2	100%	2
VALLEY BAPTIST MEDICAL CENTER: BROWNSVILLE			2	100%	2
SOUTH CAROLINA DEPT OF HEALTH AND ENVIRONMENT CONTROL		2			2
Conway Lakes Health and Rehabilitation Center		2			2
VIRTUA MEMORIAL HOSPITAL BURLINGTON COUNTY			2	100%	2
Medilodge of Montrose		2			2
Lakeview Village		2			2
MEDEXPRESS URGENT CARE - HOLLINS		2			2
LEE PHYSICIAN GROUP		1	1	50%	2
ST. PETERSBURG PEDIATRICS- 38TH AVENUE			2	100%	2

# COVID-19: testing by laboratory

Data through Dec 27, 2020 verified as of Dec 28, 2020 at 09:25 AM

Data in this report are provisional and subject to change.

The numbers in the table below represent the number of Florida and non-Florida residents for whom test results were received by the Department of Health. A person can be tested by more than one laboratory and can have both positive and negative results. **Therefore, the sum of the numbers in each column will be larger than the total number of people tested.**

Reporting lab	Inconclusive	Negative	Positive	Percent positive	Total
WISCONSIN STATE LABORATORY OF HYGIENE		1	1	50%	2
UNIVERSITY OF ILLINOIS HOSPITAL			2	100%	2
RAINY LAKE MEDICAL CENTER			2	100%	2
VENICE GREEN VILLAGE		2			2
MEDEXPRESS URGENT CARE, CHAMBERSBURG		2			2
MEDEXPRESS URGENT CARE - LEDGEWOOD		2			2
SIGNATURE HEALTHCARE OF MIDDLEBURG		2			2
New Jersey Aim At Smg		2			2
ADVENTIST HINSDALE HOSPITAL LABORATORY			2	100%	2
LIFE CARE CENTER OF PALM BAY		2			2
VERILY LIFE SCIENCES		2			2
GOLDMAN SACHS HEALTH CENTER		2			2
SPECTRUM HEALTH			2	100%	2
STARR COUNTY MEMORIAL HOSPITAL			2	100%	2
BAPTIST HEALTHCARE - LAKEVIEW CENTER INC		2			2
BAYSHORE MEDICAL CENTER			2	100%	2
CLEVELAND CLINIC IMAGING			2	100%	2
ADVENTHEALTH MEDICAL GROUP PEDIATRICS		1	1	50%	2
MINUTE CLINIC LLC #5706		1	1	50%	2
IN AND OUT URGENT CARE			2	100%	2
BIOMAT USA			2	100%	2
LAB CORP OF AMER SAN DIEGO			2	100%	2
BENEVA LAKES ASSISTED LIVING CENTER			2	100%	2
THE CLUB AT BOYNTON BEACH, LLC			2	100%	2
DRR JMC URGENT CARE DONALD ROSS			2	100%	2
AFC PHYSICIANS OF FLORIDA, PA			2	100%	2
MINUTECLINIC, LLC #03268		2			2
ADVANCED RESEARCH FOR HEALTH IMPROVEMENT		1	1	50%	2
THE PALMS REHABILITATION AND HEALTHCARE CENTER		2			2
MINUTECLINIC DIAG OF IND, LLC #6483		1	1	50%	2
NORTH DADE NURSING AND REHABILITATION CENTER			2	100%	2
MEDEXPRESS URGENT CARE-SALINA, S 9TH ST		2			2
JOHNS HOPKINS ALL CHILDRENS			2	100%	2
PALM CITY NURSING AND REHAB CENTER			2	100%	2
WALGREENS #05477		2			2
LAKE MARY HEALTH AND REHABILITATION CENTER		1	1	50%	2
MEDEXPRESS URGENT CARE - TULSA, S YALE AVE		2			2
CONEMAUGH MEMORIAL MEDICAL CENTER		2			2
ARKANSAS DEPARTMENT OF HEALTH			2	100%	2
Great Lakes Health Center			2	100%	2
Rutgers Health Rwj University Hospital - Laboratory		2			2
FLORIDA MEDICAL CLINIC CARDIOLOGY-ZH			2	100%	2
POINTE AT NEW PORT PLACE,THE		2			2
CERTIVIA LABORATORIES			2	100%	2
UNIVERSITY HOSPITAL OF BROOKLYN		2			2
SKIPPACK MEDICAL LAB			2	100%	2

# COVID-19: testing by laboratory

Data through Dec 27, 2020 verified as of Dec 28, 2020 at 09:25 AM

Data in this report are provisional and subject to change.

The numbers in the table below represent the number of Florida and non-Florida residents for whom test results were received by the Department of Health. A person can be tested by more than one laboratory and can have both positive and negative results. **Therefore, the sum of the numbers in each column will be larger than the total number of people tested.**

Reporting lab	Inconclusive	Negative	Positive	Percent positive	Total
FLORIDA CLINICAL LABORATORY INC			2	100%	2
JOHNSON CITY MEDICAL CENTER		1	1	50%	2
MEDEXPRESS URGENT CARE - BRIDGEVILLE		2			2
EAST NAPLES PEDIATRICS			2	100%	2
Alden Terrace of McHenry			2	100%	2
PANCARE HEALTH - SNEADS ELEMENTARY			2	100%	2
WEST COAST PEDIATRICS			2	100%	2
MEDICAL CENTER AT OCEAN REEF,THE		2			2
SANIBEL MEDICAL CLINIC			2	100%	2
VIGILINT HEALTHCARE		1	1	50%	2
CHARLOTTE COUNTY HEALTH DEPARTMENT			2	100%	2
DEPARTMENT OF HEALTH AND HUMAN SERVICES DIVISION OF BEHAVIORAL HEALTH		1	1	50%	2
Parkridge Specialty Care		2			2
MEDEXPRESS URGENT CARE - WHEELING		1	1	50%	2
MEMORIAL HERMANN CONSOLIDATED LABORATORY SERVICES			2	100%	2
SOUTHERN TENNESSEE MEDICAL CENTER			2	100%	2
MINUTECLINIC DIAGNOSTIC OF TN PC #643		2			2
DEL CARE PA			2	100%	2
FLORIDA HOSPITAL LABORATORIES		2			2
MD NOW URGENT CARE MEDICAL CENTERS INC			2	100%	2
MINUTECLINIC, DIAGNOSTIC OF TEXAS, LLC		2			2
Avanti Wellness and Rehab			2	100%	2
MADISON HOSPITAL LABORATORY			2	100%	2
KAILOS GENETICS INC			2	100%	2
RUSSELL MEDICAL CENTER		2			2
ARCPPOINT LABS OF ALTAMONTE SPRINGS			2	100%	2
TRINITAS REGIONAL MEDICAL CENTER		1	1	50%	2
MINUTECLINIC DIAGNOSTIC OF MICHIGAN, P		2			2
PALM MEDICAL CENTER - PLANT CITY		2			2
OELWEIN HEALTH CARE CENTER		2			2
TGH Brandon Healthplex Laboratory			2	100%	2
MEDEXPRESS-HOUSTON EAST FWY		1	1	50%	2
ST. ELIZABETH HEALTHCARE			2	100%	2
PARADIGM LABORATORIES			2	100%	2
PANCARE HEALTH - PONCE DE LEON			2	100%	2
FAMILY FIRST PEDIATRICS			2	100%	2
TIEHH BIOTERRORISM RESPONSE LAB			2	100%	2
ADVOCATE SHERMAN HOSPITAL			2	100%	2
PINELLAS INTERNAL MEDICINE ASSOCIATES		2			2
NAVAL BRANCH MEDICAL CLINIC			2	100%	2
MINUTECLINIC DIAGNOSTIC OF TN PC #242		2			2
LOWELL GENERAL HOSPITAL			2	100%	2
SACRED HEART HEALTH SYSTEM, INC			2	100%	2
MEDEXPRESS URGENT CARE - STAUNTON		1	1	50%	2
SYNERGENE LABORATORY			1	100%	1
GENESEEE COUNTY HEALTH DEPARTMENT		1			1

# COVID-19: testing by laboratory

Data through Dec 27, 2020 verified as of Dec 28, 2020 at 09:25 AM

Data in this report are provisional and subject to change.

The numbers in the table below represent the number of Florida and non-Florida residents for whom test results were received by the Department of Health. A person can be tested by more than one laboratory and can have both positive and negative results. **Therefore, the sum of the numbers in each column will be larger than the total number of people tested.**

Reporting lab	Inconclusive	Negative	Positive	Percent positive	Total
YOUR KIDS URGENT CARE			1	100%	1
Life Care Center of Estero			1	100%	1
GIBSON AREA PRIMARY CARE			1	100%	1
SAINT BARNABAS MEDICAL CENTER		1			1
CRUSADER COMMUNITY HEALTH			1	100%	1
REELFOOT FAMILY WALK-IN CLINIC		1			1
PHYSICIANS PREMIER			1	100%	1
C A R E S		1			1
SENDER RETREAT ADULT DAY CARE CENTERS			1	100%	1
MINUTECLINIC DIAG OF IND, LLC #6250		1			1
LabCorp L#09258295 M#09258285			1	100%	1
HENRY FORD WEST BLOOMFIELD HOSPITAL			1	100%	1
HUMILITY OF MARY HEALTH PARTNERS			1	100%	1
Diversicare of Smyrna		1			1
HENRICO DOCTOR'S LABORATORY			1	100%	1
NEW ERA COMMUNITY HEALTH CENTER LLC		1			1
LEGACY AT HIGHWOODS PRESERVE		1			1
RHODE ISLAND DEPARTMENT OF HEALTH LABORATORIES			1	100%	1
ST VINCENT'S AMBULATORY CARE INC			1	100%	1
FLAGLER CARE CENTER			1	100%	1
PREMIER FAMILY AND SPORTS MEDICINE LLC			1	100%	1
FALMOUTH BY THE SEA			1	100%	1
BROOKSHIRE, THE			1	100%	1
STARLING AT NOCATEE			1	100%	1
Community Compassion Center of Batesville			1	100%	1
WATERBURY HOSPITAL REFERENCE LAB			1	100%	1
Tremont Health & Rehabilitation Center		1			1
PENSACOLA PATHOLOGY		1			1
Good Samaritan Society Waukon		1			1
LAB PLUS, LLC			1	100%	1
LOUISIANA STATE LAB			1	100%	1
UPSON REGIONAL MEDICAL CENTER			1	100%	1
YOUR HEALTH PEDIATRICS			1	100%	1
ARIZONA STATE LABORATORY			1	100%	1
ADVENT HEALTH - OWASA			1	100%	1
NFRC CLINICAL LAB			1	100%	1
CHILDRENS SPECIALIST PEDIATRIC PULMMOLOGY &			1	100%	1
441 URGENT CARE CENTER - BROWNWOOD			1	100%	1
OCCUPATIONAL HEALTH CENTER		1			1
MINUTECLINIC LLC #5157			1	100%	1
Senatobia Healthcare & Rehab		1			1
CORIZON HEALTH INC			1	100%	1
CLINIC OF PEDIATRICS & GI MEDICINE INC			1	100%	1
ALLEGHENY GENERAL HOSPITAL			1	100%	1
ROBERTS WESLEYAN COLLEGE HEALTH CENTE		1			1
MEDICAL ARTS LABORATORY			1	100%	1



# COVID-19: testing by laboratory

Data through Dec 27, 2020 verified as of Dec 28, 2020 at 09:25 AM

Data in this report are provisional and subject to change.

The numbers in the table below represent the number of Florida and non-Florida residents for whom test results were received by the Department of Health. A person can be tested by more than one laboratory and can have both positive and negative results. **Therefore, the sum of the numbers in each column will be larger than the total number of people tested.**

Reporting lab	Inconclusive	Negative	Positive	Percent positive	Total
MEDSTAR HEALTH URGENT CARE			1	100%	1
ADVANCED MEDICAL RESEARCH CENTER LLC			1	100%	1
LP ELIZABETHTON		1			1
MID FLORIDA BIOLOGICALS			1	100%	1
MINUTECLINIC INCORPORATE, LLC		1			1
OMNI HEALTHCARE INC			1	100%	1
IVAN, MAYA			1	100%	1
ST JOHNS EPISCOPAL HOSPITAL SOUTH SHORE		1			1
CARESPOT - OCOEE			1	100%	1
BOONE DRUG & HEALTHCARE AT DEERFIELD			1	100%	1
INDIANA STATE DEPARTMENT OF HEALTH CLINIC MICROBIOLOGY		1			1
HCL LABORATORIES			1	100%	1
LEHIGH REGIONAL WOUND CENTER			1	100%	1
The Palms Nursing and Rehabilitation		1			1
LUMICO LIFE INSURANCE COMPANY		1			1
BLANCHARD VALLEY HOSPITAL LABORATORY			1	100%	1
SPRINGHILL SENIOR RESIDENCE		1			1
MEDEXPRESS URGENT CARE - HADLEY		1			1
SOUTHERN BREEZE HEALTHCARE			1	100%	1
BAPTIST EMERGENCY HOSPITAL KELLY			1	100%	1
CHESAPEAKE REGIONAL MEDICAL CENTER			1	100%	1
MONMOUTH MEDICAL CENTER		1			1
HORIZON MEDICAL CENTER			1	100%	1
SANITAS RESEARCH LLC			1	100%	1
PLANT CITY FAMILY CARE		1			1
C V S / PHARMACY #4396		1			1
SCRIPPS CLINIC MEDICAL			1	100%	1
MINUTECLINIC, LLC #07852		1			1
MEDEXPRESS URGENT CARE PORT HURON		1			1
OLEAN GENERAL HOSPITAL		1			1
The Evangelical Lutheran Good Samaritan Society Prescott Village		1			1
MOSAIC MEDICAL CENTER MARYVILLE			1	100%	1
NIBHA MEDIRATTA MD PL			1	100%	1
METROHEALTH SYSTEM			1	100%	1
CLEVELAND CLINIC OHIO LABORATORIES			1	100%	1
HALIFAX FAMILY HEALTH CENTER			1	100%	1
UHEALTH CORAL SPRINGS			1	100%	1
BUENA VIDA ESTATES			1	100%	1
NORTH FLORIDA CHILD DEVELOPMENT, INC			1	100%	1
WESTPAC LABS INC			1	100%	1
SOUTHEAST MISSOURI HOSPITAL		1			1
FLORIDA MEDICAL CLINIC, LLC			1	100%	1
TMH PHYSICIAN PARTNERS QUINCY			1	100%	1
MINUTECLINIC, LLC #1492		1			1
ORLANDO PHYSICIAN NETWORK		1			1
VILLAGES HEALTH SYSTEM, LLC, THE			1	100%	1

# COVID-19: testing by laboratory

Data through Dec 27, 2020 verified as of Dec 28, 2020 at 09:25 AM

Data in this report are provisional and subject to change.

The numbers in the table below represent the number of Florida and non-Florida residents for whom test results were received by the Department of Health. A person can be tested by more than one laboratory and can have both positive and negative results. **Therefore, the sum of the numbers in each column will be larger than the total number of people tested.**

Reporting lab	Inconclusive	Negative	Positive	Percent positive	Total
UPMC NORTHWEST HOSPITAL			1	100%	1
GEORGETOWN URGENT CARE			1	100%	1
ST. MARY'S HOSPITAL			1	100%	1
Livingston County Center for Nursing and Rehabilitation		1			1
ROSE HAVEN NURSING CENTER		1			1
OCALA REGIONAL DIALYSIS- NORTH			1	100%	1
QUALITY CLINICAL LAB LLC			1	100%	1
NEWTON MEMORIAL HOSPITAL		1			1
FHCP ASC - ORANGE CITY			1	100%	1
CLARKSVILLE MANOR INC		1			1
Lemont Nursing and Rehab Center			1	100%	1
CVS MINUTE CLINIC DIAGNOSTIC PA #3060		1			1
CAREWELL URGENT CARE FITCHBURG			1	100%	1
SIMMONS			1	100%	1
WESLEY MEDICAL CENTER			1	100%	1
MINUTECLINIC DIAGNOSTIC OF TN, PC 6304		1			1
WARD MEMORIAL HOSPITAL		1			1
Sanford Health & Rehabilitation			1	100%	1
TANGLEWOOD MANOR		1			1
PALMETTO PRIMARY CARE PHYSICIANS			1	100%	1
STAMFORD HOSPITAL			1	100%	1
PULSE MEDICAL GROUP INC			1	100%	1
HOLLAND COMMUNITY HOSPITAL		1			1
PHYSICIANS IMMEDIATE CARE			1	100%	1
LAKE COMMUNITY ACTION AGENCY		1			1
Lenox on the Lake			1	100%	1
Memorial Health Care Center			1	100%	1
JOSEPH SCHENKER MD PC		1			1
ADVANCED LABORATORY SERVICES			1	100%	1
RAMBAM URGENT CARE			1	100%	1
GOSHEN HOSPITAL			1	100%	1
FLORIDA MEDICAL CLINIC PA GI			1	100%	1
FAYETTE MEDICAL CENTER LAB		1			1
REFERENCE LABORATORY			1	100%	1
THYROID SPECIALTY LABORATORY			1	100%	1
CFCH - FROSTPROOF			1	100%	1
MOUNT SINAI AVENTURA DIAGNOSTIC CENTER			1	100%	1
SKYRIDGE CLINICAL ASSOCIATES		1			1
METHODISM MIDLOTHIAN MEDICAL CENTER			1	100%	1
UHS BINGHAMTON GENERAL			1	100%	1
SIGNATURE CARE COLLEGE STATION			1	100%	1
NORTH SHORE HEMATOLOGY-ONCOLOGY ASSOCI		1			1
Valley Center (WV)			1	100%	1
MCH PHYSICIANS GROUP			1	100%	1
MINUTE-CLINIC DIAGNOSTIC OF VIRGINIA,		1			1
MEDONE URGENT CARE			1	100%	1

# COVID-19: testing by laboratory

Data through Dec 27, 2020 verified as of Dec 28, 2020 at 09:25 AM

Data in this report are provisional and subject to change.

The numbers in the table below represent the number of Florida and non-Florida residents for whom test results were received by the Department of Health. A person can be tested by more than one laboratory and can have both positive and negative results. **Therefore, the sum of the numbers in each column will be larger than the total number of people tested.**

Reporting lab	Inconclusive	Negative	Positive	Percent positive	Total
ACCESS FAMILY CARE LLC			1	100%	1
PRISMA HEALTH TUOMEY LABORATORY			1	100%	1
A.G. Rhodes		1			1
OSF ST JOSEPH MEDICAL CENTER			1	100%	1
BAYFRONT CARDIOVASCULAR ASSOCIATES			1	100%	1
HAVASU REGIONAL MEDICAL CENTER			1	100%	1
THEDACARE FAMILY MEDICINE GATEWAY			1	100%	1
QC LABORATORY			1	100%	1
MEDTOWN PHARMACY			1	100%	1
NASSAU UNIVERSITY MEDICAL CENTER DEPT		1			1
NASSAU COUNTY HEALTH DEPARTMENT-FERNANDINA BEACH C		1			1
PRIMECARE AT PORT ORANGE			1	100%	1
GRAND VIEW HOSPITAL			1	100%	1
TALLAHASSEE PRIMARY CARE ASSOCIATES PA			1	100%	1
COASTAL SKIN SURGERY AND DERMATOLOGY PL		1			1
EDWARD HOSPITAL			1	100%	1
INFECTION CONTROL DEPT			1	100%	1
Iron County Medical Care Facility		1			1
MEDEXPRESS URGENT CARE - WESTFIELD, E MAIN ST			1	100%	1
COMPASSION PEDIATRIC URGENT CARE LLC			1	100%	1
Chateau Living Center			1	100%	1
Douglas County Health Center		1			1
HARBOR BEACH NURSING AND REHABILITATION CENTER			1	100%	1
Rehab Select of Talladega		1			1
HEALTHCARE FOR THE HOMELESS			1	100%	1
SIPARADIGM LLC		1			1
CSL PLASMA LAB			1	100%	1
MEDICAL CITY NORTH HILLS			1	100%	1
TENNOVA ER - SANGO			1	100%	1
BAPTIST HEALTH LEXINGTON			1	100%	1
HEALTH FIRST MEDICAL GROUP LLC			1	100%	1
PALM WEST INTERNIST PA			1	100%	1
SPECTRUM LABORATORY			1	100%	1
UNITED HEALTHCARE			1	100%	1
SOLARIS HEALTHCARE PLANT CITY		1			1
HUDSON REGIONAL HOSPITAL			1	100%	1
GRACE HEALTHCARE OF LAKE WALES		1			1
BRONSON METHODIST HOSPITAL			1	100%	1
EAST END PEDIATRICS		1			1
Henry County Health and Rehabilitation		1			1
Crisp Regional Nursing and Rehab Center		1			1
CARENOW URGENT CARE-HENDERSONVILLE		1			1
BLUFFTON HEALTH CENTER			1	100%	1
TAYLOR MANOR		1			1
STATE OF FLORIDA			1	100%	1
VIVEX/UMTB BIOMEDICAL			1	100%	1

# COVID-19: testing by laboratory

Data through Dec 27, 2020 verified as of Dec 28, 2020 at 09:25 AM

Data in this report are provisional and subject to change.

The numbers in the table below represent the number of Florida and non-Florida residents for whom test results were received by the Department of Health. A person can be tested by more than one laboratory and can have both positive and negative results. **Therefore, the sum of the numbers in each column will be larger than the total number of people tested.**

Reporting lab	Inconclusive	Negative	Positive	Percent positive	Total
NORTH FLORIDA MEDICAL GROUP		1			1
MAYO CLINIC OUTPATIENT DIALYSIS CENTER			1	100%	1
SOUTH MIAMI HOSPITAL			1	100%	1
SARASOTA MEMORIAL HOSPITAL		1			1
OAK HAVEN REHAB AND NURSING CENTER			1	100%	1
THE MEDICAL CENTER AT BOWLING GREEN			1	100%	1
NEMOURS CHILDRENS PRIMARY CARE CLERMONT			1	100%	1
University Plaza Rehabilitation and Nursing			1	100%	1
HENRY FORD HOSPITAL			1	100%	1
ATHENA CARE RESOURCES LLC		1			1
FLEMING ISLAND CENTER FOR CLINICAL RESEARCH		1			1
ST GERARD'S COMMUNITY OF CARE		1			1
USF PHYSICIANS GROUP			1	100%	1
Cortland Acres Association		1			1
S-H THIRTY FIVE OPCO - LUTZ, LLC		1			1
HEALTHQUEST, INC			1	100%	1
MARION COUNTY HEALTH DEPARTMENT			1	100%	1
WALGREENS #01398			1	100%	1
NORWALK HOSPITAL			1	100%	1
DEVANSH LAB WERKS		1			1
PUBLIC HEALTH LABORATORIES			1	100%	1
Princeton Place			1	100%	1
BIOLOGICAL AND CHEMICAL EMERGENCIES LABORATORY			1	100%	1
MAYO CLINICAL LABORATORIES		1			1
HEALTHCARE ASSOCIATES OF IRVING, LLP			1	100%	1
LEE MEMORIAL HOSPITAL BLOOD GAS LAB			1	100%	1
FULGENT GENETICS HOUSTON		1			1
MINUTE CLINIC LLC #0169		1			1
UNIVERSITY OF IOWA HOSPITALS & CLINICS			1	100%	1
NORTH SHORE HEMATOLOGY-ONCOLOGY ASSOCIATES PC		1			1
DEPARTMENT OF HEALTH AND ENVIRONMENTAL CONTROL			1	100%	1
MAHONEY PEDIATRICS PA			1	100%	1
FLORIDA CLINICAL LABORATORY INC DBA			1	100%	1
ARLINGTON ADULT RESIDENTIAL FACILITY, INC			1	100%	1
BAYCARE OUTREACH LAB WH SOUTH			1	100%	1
SANTA CLARA VALLEY MEDICAL CENTER			1	100%	1
MEDEXPRESS-DOVER		1			1
UNIVERSITY COMMUNITY HEALTH SERVICES			1	100%	1
MDS PHARMA SERVICES		1			1
SANTA MONICA CA-UCLA MC			1	100%	1
The Center at Centennial			1	100%	1
Portsmouth Health and Rehab			1	100%	1
ALLIED PHYSICIANS GROUP		1			1
AURORA CONSOLIDATED LABORATORY			1	100%	1
URGENT CARE OF FORT LAUDERDALE INC			1	100%	1
ALLEGANY COUNTY DEPARTMENT OF HEALTH		1			1

# COVID-19: testing by laboratory

Data through Dec 27, 2020 verified as of Dec 28, 2020 at 09:25 AM

Data in this report are provisional and subject to change.

The numbers in the table below represent the number of Florida and non-Florida residents for whom test results were received by the Department of Health. A person can be tested by more than one laboratory and can have both positive and negative results. **Therefore, the sum of the numbers in each column will be larger than the total number of people tested.**

Reporting lab	Inconclusive	Negative	Positive	Percent positive	Total
Village Crest Center for Health & Rehabilitation		1			1
USC VERDUGO HILLS HOSPITAL			1	100%	1
SAINT ALPHONSUS REGIONAL MEDICAL CENTER			1	100%	1
MIAMI CHILDRENS HOSPITAL MIDTOWN OUTPATIENT CENTER			1	100%	1
FLAGLER PROFESSIONAL HEALTH CARE SERVICES INC		1			1
FRESENIUS MEDICAL CARE			1	100%	1
DIVERSICARE OF BIG SPRINGS		1			1
COMPASSION PEDIATRICS			1	100%	1
SHARON REGIONAL MEDICAL CENTER			1	100%	1
DUKE HEALTH REGIONAL HOSPITAL			1	100%	1
TERRELL URGENT CARE			1	100%	1
Heartland of Perrysburg		1			1
RHODE ISLAND DEPARTMENT OF HEALTH			1	100%	1
BEAUFORT MEMORIAL			1	100%	1
DIGNITY HEALING LLC			1	100%	1
MID FLORIDA COMMUNITY SERVICES			1	100%	1
SHAH			1	100%	1
HOUSTON METHODIST HOSPITAL			1	100%	1
THE EDGEWATER AND WATERMAN VILLAGE			1	100%	1
RIVERSIDE MEDICAL CENTER		1			1
BREVARD FAMILY WALK IN CLINIC			1	100%	1
ROAN MOUNTAIN MEDICAL CENTER			1	100%	1
STEWART FLORIDA ALF, INC			1	100%	1
THE CHILDREN'S HOSPITAL OF PHILADELPHIA		1			1
COLONIAL MEDICAL CENTER-EAST ORLANDO			1	100%	1
Long Beach Care Center			1	100%	1
Masonic Medical Research Institute			1	100%	1
CFHC - FROSTPROOF			1	100%	1
MEMORIAL HERMANN SOUTHWEST HOSPITAL			1	100%	1
CONTINENTAL HOME HEALTH CARE INC			1	100%	1
WATERS EDGE ELEMENTARY SCHOOL			1	100%	1
DAVENPORT PEDIATRICS CLERMONT PA		1			1
STUART SURGERY CENTER, LLC			1	100%	1
ST CATHERINE HOSPITAL LABORATORY			1	100%	1
Community Care Center of Heritage House, LLC			1	100%	1
APS-SUMMIT CARE PHARMACY, LLC DBA OMNICARE		1			1
NORDX			1	100%	1
Regency Square			1	100%	1
HARDIN MEMORIAL HOSPITAL - HEARTLAND PATHOLOGY CONSULTANTS			1	100%	1
BAPTIST HOSPITAL EMPLOYEE HEALTH OFF			1	100%	1
SOUTH FLORIDA URGENT CARE CENTERS, LLC			1	100%	1
PEDIATRIC ASSOCIATES - MIAMI LAKES		1			1
TITUSVILLE TOWERS ASSISTED LIVING		1			1
FLORIDA HEART AND VASCULAR MULTISPECIALTY GROUP PA			1	100%	1
MINUTE CLINIC DIAGNOSTIC PA			1	100%	1
HEART HOSPITAL OF LAFAYETTE: EMERGENCY ROOM			1	100%	1

# COVID-19: testing by laboratory

Data through Dec 27, 2020 verified as of Dec 28, 2020 at 09:25 AM

Data in this report are provisional and subject to change.

The numbers in the table below represent the number of Florida and non-Florida residents for whom test results were received by the Department of Health. A person can be tested by more than one laboratory and can have both positive and negative results. **Therefore, the sum of the numbers in each column will be larger than the total number of people tested.**

Reporting lab	Inconclusive	Negative	Positive	Percent positive	Total
IRA FIALKO DO			1	100%	1
EXAC CARE CROSSVILLE		1			1
Imperial Healthcare Centre			1	100%	1
MINUTECLINIC, LLC #4507		1			1
TAMPA GENERAL MEDICAL GROUP LABORATORY HEALTHPARK			1	100%	1
HALIFAX HEALTH PRIMARY CARE			1	100%	1
Victory Health and Rehabilitation			1	100%	1
SUPERKIDS PEDIATRICS			1	100%	1
Ramsey Village		1			1
FRUITVILLE URGENT CARE			1	100%	1
GEORGE WASHINGTON UNIVERSITY HOSPITAL			1	100%	1
MILFORD REGIONAL HOSPITAL			1	100%	1
HAWAII DEPARTMENT OF HEALTH LAB			1	100%	1
ASSOCIATED MD			1	100%	1
CAROMONT HEALTH			1	100%	1
TITUSVILLE REHABILITATION AND NURSING CENTER		1			1
Sears Coastal Nursing and Rehab		1			1
WMC HEALTH GROUP OF KISSIMMEE LLC			1	100%	1
MEDEXPRESS URGENT CARE SHADYSIDE		1			1
ENZO LABS INC			1	100%	1
ONSLow COUNTY HEALTH DEPARTMENT			1	100%	1
TREASURE COAST PRIMARY CARE		1			1
ASHLEY CLINICAL DIAGNOSTIC LABORATORY			1	100%	1
CAREHERE LLC			1	100%	1
NEW YORK STATE DEPARTMENT OF HEALTH			1	100%	1
COLLINS NURSING HOME		1			1
SUMMIT LABORATORY			1	100%	1
Wedgewood Manor		1			1
MORGAN STANELY HEALTH CENTER		1			1
ST. PETERSBURG PEDIATRICS-SEMINOLE			1	100%	1
Washington County Nursing Home			1	100%	1
ST MARYS MEDICAL CENTER			1	100%	1
PINNACLE DIALYSIS		1			1
WALGREENS #5130			1	100%	1
DONALSONVILLE HOSPITAL			1	100%	1
MEDEXPRESS URGENT CARE- FORT WORTH N T		1			1
JS HEALTHCARE			1	100%	1
Orchid Cove at Naples			1	100%	1
ROYAL PALM PEDIATRICS			1	100%	1
MAINE HEALTH AND ENVIRONMENTAL TESTING LABORATORY			1	100%	1
MEDICAL LIFE-INC GUIDEWELL EMERGENCY MEDICINE			1	100%	1
ADVANCED RESEARCH AND DIAGNOSTIC LABORATORY UNIVERSITY OF MINNESOTA			1	100%	1
CELEBRATION HOSPITAL			1	100%	1
CERMAK HEALTH SERVICES			1	100%	1
EAST TENNESSEE STATE UNIVERSITY		1			1
GWINNETT MEDICAL CENTER			1	100%	1

# COVID-19: testing by laboratory

Data through Dec 27, 2020 verified as of Dec 28, 2020 at 09:25 AM

Data in this report are provisional and subject to change.

The numbers in the table below represent the number of Florida and non-Florida residents for whom test results were received by the Department of Health. A person can be tested by more than one laboratory and can have both positive and negative results. **Therefore, the sum of the numbers in each column will be larger than the total number of people tested.**

Reporting lab	Inconclusive	Negative	Positive	Percent positive	Total
FAMILY MEDICAL CENTERS			1	100%	1
DIAGNOSTIC & MEDICAL SPECIALISTS OF GREENWICH		1			1
Buena Vista Care Center		1			1
SONNI'S PEDIATRICS			1	100%	1
Central Park Healthcare & Rehabilitation Center		1			1
BAPTIST HEALTH MEDICAL PLAZA			1	100%	1
WALGREEN#12147		1			1
ALPHA 1 ANTITRYPSIN RESEARCH PROGRAM			1	100%	1
CONSOLIDATED			1	100%	1
PROVIDENCE ST PETER HOSPITAL		1			1
WALGREENS # 12338		1			1
KANSAS CITY VA MEDICAL CENTER			1	100%	1
OVIEDO CHILDRENS HEALTH CENTER LLC		1			1
HARBOUR ISLAND PEDIATRICS LLC			1	100%	1
RAPID CITY REGIONAL HOSPITAL -579 ATTN. LABORATORY		1			1
RIVIERA BEACH HEALTH CENTER LAB			1	100%	1
COBLESKILL REGIONAL HOSPITAL		1			1
WESTON COUNTY HEALTH SERVICES			1	100%	1
NHC Chattanooga			1	100%	1
PARKLAND HEALTH & HOSPITAL			1	100%	1
LIFELINK OF FLORIDA			1	100%	1
DOCTORS HEARING			1	100%	1
MEDEXPRESS URGENT CARE-BRENTWOOD		1			1
CELEBRATION FAMILY PHYSICIANS LLC			1	100%	1
VAULT MEDICAL SERVICES			1	100%	1
MY URGENT CARE CLINIC			1	100%	1
MINUTECLINIC DIAGNOSTIC OF OHIO #2964		1			1
MEDEXPRESS URGENT CARE - BENTONVILLE		1			1
PSL JAX BEACH OPERATIONS LLC			1	100%	1
SYNEOS HEALTH			1	100%	1
CRESTAR LABS			1	100%	1
BMC/NASSAU			1	100%	1
BRIDGE DIAGNOSTICS			1	100%	1
PEDIATRIC PARTNERS ZEPHYRHILLS			1	100%	1
CMC MERCY LABORATORY			1	100%	1
CHI ST. LUKE'S HEALTH BCM MEDICAL CENTER			1	100%	1
Smg At Bridgewater Family Medicine		1			1
HEALTHPARK MEDICAL CTR NURSING SVC		1			1
CULINARY INSTITUTE OF AMERICA STUDENT		1			1
GALVESTON COUNTY HEALTH DISTRICT			1	100%	1
HIGH DESERT COURT GROUP HOME			1	100%	1
Remarkable Healthcare Dallas			1	100%	1
INNOVATIVE HEALTH DIAGNOSTIC OF CALIFORNIA			1	100%	1
ICARE		1			1
MEMORIAL HOSPITAL WEST			1	100%	1
MEDICAL ASSOCIATES OF CARTER		1			1

# COVID-19: testing by laboratory

Data through Dec 27, 2020 verified as of Dec 28, 2020 at 09:25 AM

Data in this report are provisional and subject to change.

The numbers in the table below represent the number of Florida and non-Florida residents for whom test results were received by the Department of Health. A person can be tested by more than one laboratory and can have both positive and negative results. **Therefore, the sum of the numbers in each column will be larger than the total number of people tested.**

Reporting lab	Inconclusive	Negative	Positive	Percent positive	Total
ARDEN COURTS OF LELY PALMS ☐			1	100%	1
Heritage of Red Cloud		1			1
DASCENA LAB			1	100%	1
NORTHSIDE HOSPITAL DULUTH			1	100%	1
LAB TEST KENDALL LLC		1			1
SPORTS MEDICINE CLINIC - U OF WYOMING			1	100%	1
VITAS HEALTH INC			1	100%	1
PANCARE HEALTH - BRUCE			1	100%	1
OAKMONTE VILLAGE OF DAVIE			1	100%	1
CVS MINUTE CLINIC #5836		1			1
SOUTH FLORIDA PEDIATRIC PARTNERS			1	100%	1
MRMC LAB MICRO			1	100%	1
CHIPOLA QUICK CARE			1	100%	1
SMITH NORTHVIEW HOSPITAL LAB			1	100%	1
Niles Nursing and Rehab. Center		1			1
UNIVERSITY OF NORTH CAROLINA HOSPITALS			1	100%	1
Cerenity Senior Care-White Bear Lake		1			1
FLORIDA HOSPITAL PHYSICIANS GROUP			1	100%	1
CAREWELL 203			1	100%	1
THOMAS HOSPITAL			1	100%	1
LABORATORY COPORATION OF AMERICA			1	100%	1
UCH LAB			1	100%	1
NITIN BAWA PROFESSIONAL ASSOCIATES			1	100%	1
ORLANDO FAMILY PHYSICIANS			1	100%	1
MEDEXPRESS URGENT CARE - LEOMINSTER		1			1
EXPEDIAN URGENT CARE			1	100%	1
MINUTECLINIC DIAG OF IND, LLC #6553		1			1
FLORIDA HOSPITAL TRANSPLANT CENTER		1			1
MINUTE CLINIC DIAGNOSTIC OF VIRGINIA, LLC #6292		1			1
LOGAN COUNTY HOSPITAL			1	100%	1
ATHENS LIMESTONE HOSPITAL		1			1
SPRINGFIELD HOSPITAL			1	100%	1
TEVAPHARM			1	100%	1
JOHN KNOX MANOR INC II			1	100%	1
EAST COAST INSTITUTE FOR RESEARCH LLC			1	100%	1
ADVANCE MD CARE			1	100%	1
FAST PACE MEDICAL CLINIC PLLC		1			1
MURFREESBORO MEDICAL CLINIC		1			1
COMMUNITY MEDICAL CENTER-ORANGE CITY		1			1
SHANDS JACKSONVILLE CLINICAL CENTER			1	100%	1
JACKSONVILLE STATEFL			1	100%	1
ARCADIA DIALYSIS CENTER			1	100%	1
HOLMES FAMILY PRACTICE PA			1	100%	1
HALEYVILLE HEALTH CARE CENTER		1			1
ASCENSION ST VINCENT'S MEDICAL CENTER			1	100%	1
MANATEE MEMORIAL HOSPITAL CLINICAL LABORATORY			1	100%	1



# COVID-19: testing by laboratory

Data through Dec 27, 2020 verified as of Dec 28, 2020 at 09:25 AM

Data in this report are provisional and subject to change.

The numbers in the table below represent the number of Florida and non-Florida residents for whom test results were received by the Department of Health. A person can be tested by more than one laboratory and can have both positive and negative results. **Therefore, the sum of the numbers in each column will be larger than the total number of people tested.**

Reporting lab	Inconclusive	Negative	Positive	Percent positive	Total
RIVERSIDE REGIONAL MED CENTER			1	100%	1
West Bay of Tampa Center			1	100%	1
FIVE STAR PREMIER RESIDENCES OF POMPANO BEACH			1	100%	1
MEDEXPRESS URGENT CARE NORWIN		1			1
ROSECASTLE OF JACKSONVILLE LLC			1	100%	1
Ravenwood Speciality Care		1			1
MINUTECLINIC DIAGNOSTIC MED GRP OF ORA			1	100%	1
Kroger - KRO01100688			1	100%	1
MEDEXPRESS URGENT CARE - LITTLE ROCK		1			1
MINUTECLINIC DIAGNOSTIC MED GRP OF CA		1			1
NAPHCARE INC		1			1
AZALEALAND NURSING HOME		1			1
ARDEN COURTS OF SEMINOLE			1	100%	1
GENESIS HEALTH SYSTEM			1	100%	1
LIVERNE HEALTH AND REHABILITATION		1			1
MOUNT SINAI MEDICAL CENTER OF FLORIDA, INC			1	100%	1
ST CLOUD COMPOUNDING PHARMACY & WELLNESS CENTER		1			1
SUMMERFIELD PAIN MANAGEMENT			1	100%	1
NORTH CAROLINA STATE LABORATORY OF PUBLIC HEALTH, SPECTRUM LAB NETWORK			1	100%	1
OMNICARE PHARMACY OF TEXAS 1, LP		1			1
CHRISTUS SPOHN HOSPITAL			1	100%	1
AMI ST FRANCIS HOSPITAL LABORATORY			1	100%	1
HEALTH GUAGE			1	100%	1
WINKLER COURT			1	100%	1
HEALTH ALLIANCE			1	100%	1
SPECTRUM LUDINGTON			1	100%	1
BRISTOL REGINAL MEDICAL CENTER			1	100%	1
KEY WEST BRANCH MEDICAL CLINIC			1	100%	1
LCMC LAB SUBSECTION		1			1
MINUTECLINIC DIAGNOSTIC OF NORTH CAROLINA PC #5341		1			1
FIT4LIFE MEDICAL CENTER			1	100%	1
BEAUMONT REFERENCE LABORATORY			1	100%	1
Lutheran Community at Telford		1			1
GSM OCED Subsection			1	100%	1
Manassas Health & Rehab			1	100%	1
PROGENESIS INC			1	100%	1
DAYTONA BEACH CENTRA CARE			1	100%	1
Raleigh Center (WV)			1	100%	1
US LABORATORIES			1	100%	1
LAKE VIEW COURT		1			1
BLACK STALLION WALK IN AND EXERCISE CLINICS LLC		1			1
MEDEXPRESS URGENT CARE - SALEM		1			1
JACK M MATHENY II MD			1	100%	1
MEMORIAL HOSPITAL OF TAMPA			1	100%	1
LOPEZ		1			1
TALLAHASSEE MEMORIAL HEALTHCARE			1	100%	1

# COVID-19: testing by laboratory

Data through Dec 27, 2020 verified as of Dec 28, 2020 at 09:25 AM

Data in this report are provisional and subject to change.

The numbers in the table below represent the number of Florida and non-Florida residents for whom test results were received by the Department of Health. A person can be tested by more than one laboratory and can have both positive and negative results. **Therefore, the sum of the numbers in each column will be larger than the total number of people tested.**

Reporting lab	Inconclusive	Negative	Positive	Percent positive	Total
PARKWAY REGIONAL MEDICAL CENTER LAB			1	100%	1
PALM COAST DRAW STATION/AMERICAN HEALTH ASSOCIATES		1			1
LABRADOR PRIMARY CARE CENTER			1	100%	1
UF HEALTH - WILDLIGHT			1	100%	1
Birmingham Nursing & Rehab Center		1			1
MID-FLORIDA CANCER CENTERS		1			1
MEDEXPRESS URGENT CARE - TOPEKA, SW WANAMAKER RD		1			1
WARE EXPRESS CARE			1	100%	1
CARDIAC AND VASCULAR CONSULTANTS MD PA		1			1
JOHN D. ARCHBOLD MEMORIAL HOSPITAL			1	100%	1
SUNY AT STONY BROOK			1	100%	1
MEDEXPRESS URGENT CARE - SOMERSET TOWNSHIP		1			1
NHC HealthCare St. Charles		1			1
Alden North Shore			1	100%	1
Summit Medical Group Morristown Oncology		1			1
MEDEXPRESS URGENT CARE - CONWAY		1			1
MARYLAND DEPARTMENT OF HEALTH AND MENTAL HYGIENE			1	100%	1
MINUTECLINIC DIAGNOSTIC OF NEW MEXICO LLC #7552		1			1
LAKE PEDIATRICS			1	100%	1
HEARTLAND REGIONAL MEDICAL CENTER		1			1
MEDEXPRESS URGENT CARE - LINCOLN N 26T		1			1
Signature Healthcare of Savannah		1			1
CONCIERGE INTERNAL MEDICINE ASSOCIATES			1	100%	1
TAMPA URGENT CARE			1	100%	1
BROOKSVILLE REGIONAL HOSPITAL			1	100%	1
PLEASANT RIDGE MANOR WEST		1			1
INDIAN RIVER CLINICAL LABORATORY, INC.		1			1
PALM BEACH COUNTY HEALTH DEPT.			1	100%	1
PHYSICIANS URGENT CARE			1	100%	1
MINUTE CLINIC DIAGNOSTIC MED GRP OF CA		1			1
VIRGINIA UROLOGY		1			1
BODYK			1	100%	1
EH FARGO HOSPITAL LABORATORY			1	100%	1
LABONE		1			1
MINUTECLINIC DIANOSTIC OF VIRGINIA, LL		1			1
VA OUTPATIENT PHARMACY			1	100%	1
STEPHENS COUNTY HOSPITAL			1	100%	1
KIDSVILLE PEDIATRICS IV PA		1			1
SPINE & PAIN CONSULTANT PLLC		1			1
FLORIDA CLINICAL RESEARCH CENTER, LLC			1	100%	1
SILVERMAN			1	100%	1
DEL PRADO MEDICAL CENTER, INC		1			1
MINUTECLINIC DIAGNOSTIC OF TN PC #320		1			1
MINUTE CLINIC DIAG OF IND LLC #8674		1			1
VALLEY MEDICAL LABORATORY			1	100%	1
PATHOLOGYT & LAB MEDICINE SERVICES			1	100%	1

# COVID-19: testing by laboratory

Data through Dec 27, 2020 verified as of Dec 28, 2020 at 09:25 AM

Data in this report are provisional and subject to change.

The numbers in the table below represent the number of Florida and non-Florida residents for whom test results were received by the Department of Health. A person can be tested by more than one laboratory and can have both positive and negative results. **Therefore, the sum of the numbers in each column will be larger than the total number of people tested.**

Reporting lab	Inconclusive	Negative	Positive	Percent positive	Total
Oak Hill Health & Rehabilitation Center			1	100%	1
ADVANCE GASTROENTEROLOGY			1	100%	1
JOHNSON & JOHNSON VISION CARE-VISTAKON			1	100%	1
CHOTA COMMUNITY HEALTH SERVICES		1			1
Heritage Health of Peru			1	100%	1
Waddell Nursing & Rehab Center		1			1
CLAYMED OF NORTH FLORIDA			1	100%	1
WELLINGTON REGIONAL MEDICAL CENTER			1	100%	1
WYOMING COUNTY DEPARTMENT OF HEALTH		1			1
LIFELINK TRANSPLANT INSTITUTE LAB			1	100%	1
VELOCITY URGENT CARE			1	100%	1
NONA MEDICAL ARTS		1			1
COVID RAPID LABS			1	100%	1
Flagler Health and Rehabilitation			1	100%	1
PROVIDENCE HOSPITAL			1	100%	1
UMHC HOLLYWOOD LABORATORY			1	100%	1
HAMILTON COUNTY HEALTH DEPARTMENT		1			1
Good Samaritan Society - Albion		1			1
SOUTH FLORIDA BAPTIST HOSPITAL			1	100%	1
Riverside Nursing & Rehabilitation Center		1			1
CARE STATION MEDICAL GROUP		1			1
Longwood Community Living Center		1			1
CORPORATION OF AMERICA		1			1
NORTH MIAMI BEACH SURGICAL CENTER			1	100%	1
DUKE UNIVERSITY POINT OF CARE TESTING PROGRAM			1	100%	1
PRIMACARE MEDICAL LAKEWOOD			1	100%	1
PM PEDIATRICS PC			1	100%	1
PEDIATRIC ASSOCIATES - DORAL			1	100%	1
PINELLAS CHD - CLEARWATER			1	100%	1
DIVERSE MEDICAL CARE LLC			1	100%	1
INHEALTH LIFE SCIENCES LLC			1	100%	1
PROVIDENCE PORTLAND MEDICAL CENTER		1			1
FASTCARE LLC			1	100%	1
SOUTH DADE NURSING & REHABILITATION CENTER			1	100%	1
CEPERO PEDIATRICS PA			1	100%	1
PHYSICIAN ASSOCIATES, LLC			1	100%	1
LEXINGTON PLACE SENIOR LIVING COMMUNITY		1			1
CLINTON DRUG STORE		1			1
OHIOHEALTH URGENT CARE			1	100%	1
GOOD SAMARITAN HOSPITAL			1	100%	1
FHPG_EXP CARE W HILLSBOROUGH			1	100%	1
MINUTE CLINIC, LLC #1434		1			1
ANDREWS			1	100%	1
MADISON AT OVIEDO			1	100%	1
BAPTIST HOSPITAL EAST			1	100%	1
HOME DOCS		1			1

# COVID-19: testing by laboratory

Data through Dec 27, 2020 verified as of Dec 28, 2020 at 09:25 AM

Data in this report are provisional and subject to change.

The numbers in the table below represent the number of Florida and non-Florida residents for whom test results were received by the Department of Health. A person can be tested by more than one laboratory and can have both positive and negative results. **Therefore, the sum of the numbers in each column will be larger than the total number of people tested.**

Reporting lab	Inconclusive	Negative	Positive	Percent positive	Total
AVON PARK CLUSTER		1			1
CLINICAL LABORATORY DEPARTMENT			1	100%	1
AFFINITY URGENT CARE			1	100%	1
ADVANCE HEALTH AND WELLNESS SOLUTIONS			1	100%	1
CULVER CITY URGENT CARE			1	100%	1
Oakview Manor Health and Rehab		1			1
Arlington Care Center			1	100%	1
Manorcare Health Services West Reading North		1			1
MINUTECLINIC DIAGNOSTIC OF OKLAHOMA			1	100%	1
ST FRANCIS MEDICAL CENTER			1	100%	1
ADVENTHEALTH SENIOR CARE AT ORMOND			1	100%	1
CRANES VIEW LODGE			1	100%	1
BHA TITUSVILLE CLINIC			1	100%	1
AVERA SACRED HEART HOSPITAL			1	100%	1
KETTERING MEDICAL CENTER			1	100%	1
Jersey City Medical Center		1			1
Caldwell Care		1			1
UNIVERSITY OF MARYLAND PATHOLOGY ASSOCIATES			1	100%	1
APOPKA FAMILY HEALTH CENTER			1	100%	1
HANCOCK REGIONAL HOSPITAL		1			1
LADY OF THE SEA HOSPITAL LAB			1	100%	1
RIDGEFIELD PEDIATRIC ASSOCIATES		1			1
IDAHO HEALTH DEPARTMENT			1	100%	1
MEDEXPRESS URGENT CARE, BELLE VERNON		1			1
WATERTOWN URGENT CARE		1			1
ST PETERSBURG PEDIATRICS			1	100%	1
BUFFALO VAMC			1	100%	1
LIFE CARE CENTER OF SKAGIT VALLEY		1			1
CARTERSVILLE MEDICAL CENTER			1	100%	1
HOLYOKE MEDICAL CENTER			1	100%	1
NEW YORK CITY DEPARTMENT OF HEALTH			1	100%	1
ATHENA PLASTIC SURGERY		1			1
LABORATORIO MEDICO CENTRAL CONDOMINO MD			1	100%	1
CITRUS HEALTH NETWORK INC			1	100%	1
AIRPORT CLINIC			1	100%	1
LAB. CORP. OF AMERICA			1	100%	1
MEDEXPRESS URGENT CARE - BENTON		1			1
Accordius Health at Gastonia			1	100%	1
ELITE CARE			1	100%	1
KIDSVILLE PEDIATRICS III PA			1	100%	1
Harris Hill Nursing Facility		1			1
Parkside Manor		1			1
DEVLIN MANOR NURSING AND REHABILITATION		1			1
LABORATORIO BUENA SALUD			1	100%	1
HEALTH PLUS SUNRISE MEDICAL OFFICE			1	100%	1
CQUENTIA NGS, LLC			1	100%	1

# COVID-19: testing by laboratory

Data through Dec 27, 2020 verified as of Dec 28, 2020 at 09:25 AM

Data in this report are provisional and subject to change.

The numbers in the table below represent the number of Florida and non-Florida residents for whom test results were received by the Department of Health. A person can be tested by more than one laboratory and can have both positive and negative results. **Therefore, the sum of the numbers in each column will be larger than the total number of people tested.**

Reporting lab	Inconclusive	Negative	Positive	Percent positive	Total
SAN JOSE CLINIC		1			1
TREASURE COAST MEDICAL CONCIERGE LLC			1	100%	1
EXPRESS LAB LIVINGSTON			1	100%	1
Integrity Healthcare of Carbondale			1	100%	1
VIVIAN SIMMONS FAMILY PRACTICE			1	100%	1
Consulate Health Care of Tallahassee			1	100%	1
ALABAMA REFERENCE LAB			1	100%	1
MINUTECLINIC DIAG OF IND, LLC #5369		1			1
ST. MICHAEL'S ELITE HOSPITAL			1	100%	1
SMA BEHAVIORAL HEALTH SERVICES INC		1			1
Cornerstone at the Ranch		1			1
ST. LUKE'S HOSPITAL			1	100%	1
DOCTORS HOSPITAL OF LAREDO			1	100%	1
MEDAC AT PORTERS NECK			1	100%	1
FAITH FAMILY PRACTICE			1	100%	1
ADVENTHEALTH IMAGING LAKE NONA			1	100%	1
YUMA REGIONAL MEDICAL CENTER			1	100%	1
LEHIGH MEDICAL AND RESEARCH CENTER, INC			1	100%	1
MIAMI-DADE COUNTY HEALTH DEPT.		1			1
Lab MSMC Hialeah			1	100%	1
INLET CONCIERGE MEDICINE			1	100%	1
GREENTREE MEDICAL CENTER			1	100%	1
MINUTECLINIC, LLC, DBA MINUTECLINIC #6		1			1
BRIAN C GRINER MD LLC			1	100%	1
FLORHAM PARK ENDOSCOPY CENTER		1			1
DSI LABORATORIES-NAPLES-7TH			1	100%	1
MEMORIAL HEALTH SYSTEM		1			1
Garden Isle Healthcare and Rehabilitation Center		1			1
NEMOURS CHILDREN'S PRIMARY CARE, ST CLOUD			1	100%	1
CARSON NURSING AND REHABILITATION CENTER		1			1
MINUTECLINIC, LLC #1431		1			1
MED CHOICE CENTER OF NORTH MIAMI			1	100%	1
WAKULLA COUNTY HEALTH DEPARTMENT		1			1
CARESOUTH HHA HOLDINGS OF TALLAHASSEE LLC		1			1
MEA PRIMARY CARE PLUS BYRAM			1	100%	1
Hackensack Univ Medical Center At Pasc		1			1
PROGRESSIVE MEDICAL LAB LLC			1	100%	1
AMD			1	100%	1
FLAGLER COUNTY BOARD OF COUNTY COMMISSIONERS			1	100%	1
BRANDON REGIONAL EMERGENCY CTR			1	100%	1
MEDICAL ASSOCIATES OF PINELLAS - LAB			1	100%	1
DESERT HOSPITAL/CPHU CLINICAL LABORATORY			1	100%	1
MINUTECLINIC DIAGNOSTIC OF RHODE ISLAN		1			1
ACCOMPLISHED HOME CARE		1			1
UNIVERSITY OF MIAMI PRIMARY CARE SITE UMHC 3039			1	100%	1
LAKELAND REGIONAL HEALTH PABLO			1	100%	1

# COVID-19: testing by laboratory

Data through Dec 27, 2020 verified as of Dec 28, 2020 at 09:25 AM

Data in this report are provisional and subject to change.

The numbers in the table below represent the number of Florida and non-Florida residents for whom test results were received by the Department of Health. A person can be tested by more than one laboratory and can have both positive and negative results. **Therefore, the sum of the numbers in each column will be larger than the total number of people tested.**

Reporting lab	Inconclusive	Negative	Positive	Percent positive	Total
LAKEVIEW HEALTH CARE SYSTEM LLC			1	100%	1
ST VINCENTS AMBULATORY CARE INC			1	100%	1
ST JOHNS PEDIATRICS PA		1			1
CHILDREN'S MEDICAL CENTER-EAST ORLANDO			1	100%	1
MIDDLEBURG PEDIATRICS			1	100%	1
HARDEE COUNTY FIRE RESCUE		1			1
CVS HEALTH, #5962		1			1
ISLANDS ASSISTED LIVING FACILITY,THE			1	100%	1
CAROLINAS HEALTHCARE SYSTEM LAB			1	100%	1
MINUTE CLINIC DIAGNOSTICS OF IN, LLC #6252		1			1
GOLDING-GRANADO MEDICAL ASSOCIATES		1			1
WINSHIPS PHARMACY INC		1			1
MERCY GENERAL HOSPITAL			1	100%	1
HELEN HAYES HOSPITAL LABORATORY		1			1
CVS HEALTH, #2043		1			1
LAS PALMAS MEDICAL CENTER			1	100%	1
CVS HEALTH MINUTE CLINIC			1	100%	1
INNOVATIVE CARE II LLC			1	100%	1
Southwest Louisiana Veterans Home			1	100%	1
SMITH KLINE			1	100%	1
ANY LAB TEST NOW JACKSONVILLE		1			1
WINDSOR MANOR			1	100%	1
HERNANDO CHILDREN'S			1	100%	1
OPTIONS FOR SENIORS INC DBA PALM KREST MANOR		1			1
HARMONY HEALTHCARE ORLANDO INC		1			1
Garden View Care Center at Dougherty Ferry		1			1
MINUTECLINIC DIAGNOSTIC OF NEVADA #87		1			1
PENINSULA REGIONAL MED CTR LAB			1	100%	1
BROOKDALE PENSACOLA		1			1
DAVITA DIALYSIS-NORTH			1	100%	1
HAMILTON CI MAIN UNIT ANNEX/ WORK CAMP			1	100%	1
ENCOMPASS HEALTH HOME HEALTH		1			1
ADVENTHEALTH HOSPICE CARE CENTRAL FLORIDA		1			1
FIU HEALTH CARE CENTER			1	100%	1
OAKMONT WEST- GREENVILLE SC		1			1
ANY LAB TEST FAST CORP			1	100%	1
SERENADES BY SONATA		1			1
SKY RIDGE MEDICAL CENTER - MICRO			1	100%	1
SHAMRA MEDICAL LABORATORY			1	100%	1
CORNERSTONE OF RECOVERY INC		1			1
ENVOY OF FORK UNION, LLC DBA ENVOY AT THE VILLAGE		1			1
PALMS OF FT MYERS,THE			1	100%	1
UNIV OF NORTH ALABAMA HEALTH CENTER		1			1
Brio of Johnston		1			1
ROCKLEDGE HEALTH & REHABILITATION CENTER			1	100%	1
MID-FLORIDA PATHOLOGY LLC		1			1

# COVID-19: testing by laboratory

Data through Dec 27, 2020 verified as of Dec 28, 2020 at 09:25 AM

Data in this report are provisional and subject to change.

The numbers in the table below represent the number of Florida and non-Florida residents for whom test results were received by the Department of Health. A person can be tested by more than one laboratory and can have both positive and negative results. **Therefore, the sum of the numbers in each column will be larger than the total number of people tested.**

Reporting lab	Inconclusive	Negative	Positive	Percent positive	Total
LITTLE COMPANY OF MARY HOSPITAL			1	100%	1
ALL CARE URGENT CARE			1	100%	1
PRACTITIONERS IN MOTION			1	100%	1
VIRTUA WEST JERSEY HOSPITAL		1			1
ORMOND MEDICAL ARTS FAMILY PRACTICE PL			1	100%	1
MINUTECLINIC DIAGNOSTIC OF WISCONSIN, San Antonio Residence and Rehabilitation Center		1			1
ST LUKES SURGICAL AT THE VILLAGES INC			1	100%	1
HAWKEYE CARE CENTER DUBUQUE		1			1
UNIVERISTY OF MIAMI			1	100%	1
MEDEXPRESS URGENT CARE - WEXFORD		1			1
MARINA DEL REY HOSPITAL LAB			1	100%	1
KNOX COMMUNITY HOSPITAL			1	100%	1
PRIMARY CARE GROUP LLC		1			1
HIBISCUS COURT			1	100%	1
MIAMI RESCUE MISSION CLINIC INC			1	100%	1
TRAVIS LEE THOMPSON MD			1	100%	1
MINUTECLINIC DIAGNOSTIC, PA #10252		1			1
CLEVELAND CLINIC AKRON GENERAL			1	100%	1
CONVENIENT MEDICAL AND HEALTH SERVICES			1	100%	1
COSTCO PHARMACY #1023			1	100%	1
NABI		1			1
PARK AVENUE DERMATOLOGY NORTH			1	100%	1
MINUTE CLINIC OF KANSAS PA			1	100%	1
HOWELL BRANCH COURT			1	100%	1
STANLY REGIONAL MEDICAL CENTER			1	100%	1
FLORIDA STATE UNIVERSITY HEALTH SERVICES			1	100%	1
OCALA REGIONAL KIDNEY CENTER EAST			1	100%	1
MEDEXPRESS URGENT CARE - ANDERSON		1			1
GAMMA HEALTHCARE, INC		1			1
HACKENSACK UNIVERSITY MEDICAL CENTER		1			1
ADVENTHEALTH MEDICAL GROUP COMMUNITY MEDICINE			1	100%	1
LIBERTY HEALTH CENTER			1	100%	1
MINUTE CLINIC DIAGNOSTIC OF KANSAS PA		1			1
MORNINGSIDE NURSING AND REHABILITATION		1			1
DERMDX, DIV OF AURORA DIAGNOSTICS/BERNHARDT LAB		1			1
RM PHARMACY SERVICES INC		1			1
Vibrantlife of El Paso Rehabilitation Center			1	100%	1
POMPANO BEACH ARTIFICIAL KIDNEY CENTER			1	100%	1
HYDE PARK MEDICAL CENTER		1			1
INTERMOUNTAIN MEDICAL CENTER			1	100%	1
CVS MINUTE CLINIC DIAGNOSTIC MED GRP OF CAL		1			1
MEDICAL CLINIC OF HOUSTON			1	100%	1
WINCHESTER HOSPITAL			1	100%	1
GADSDEN FAMILY PRACTICE		1			1
ST. LUKES HOSPITAL			1	100%	1

# COVID-19: testing by laboratory

Data through Dec 27, 2020 verified as of Dec 28, 2020 at 09:25 AM

Data in this report are provisional and subject to change.

The numbers in the table below represent the number of Florida and non-Florida residents for whom test results were received by the Department of Health. A person can be tested by more than one laboratory and can have both positive and negative results. **Therefore, the sum of the numbers in each column will be larger than the total number of people tested.**

Reporting lab	Inconclusive	Negative	Positive	Percent positive	Total
ARNOLD PALMER HOSPITAL LAB POCT		1			1
NEMOURS CHILDREN'S PRIMARY CARE			1	100%	1
MED TECH CLINICAL LABORATORY		1			1
COMMUNICABLE DISEASE CONTROL/PUBLIC HEALTH EMERGENCY PREPAREDNESS			1	100%	1
NORTH SHORE HEMATOLOGY-ONCOLOGY ASSOCIATES		1			1
CENTRAL TX URGENT CARE			1	100%	1
MEDERI CARETENDERS			1	100%	1
Vi at Aventura		1			1
MERITER LABORATORIES			1	100%	1
Metairie Healthcare Center			1	100%	1
BASCOM PALMER-MICRO LAB			1	100%	1
TWIN			1	100%	1
BAPTIST HOSPITAL LABORATORY			1	100%	1
MISSION HOSPITAL			1	100%	1
Monument Health Strugis Care Center		1			1
BAYFRONT FAMILY HEALTH CENTER			1	100%	1
BROOKDALE OF SPRING HILL		1			1
NHLS		1			1
CONWAY MEDICAL CENTER			1	100%	1
Kindred Hospital South Florida Hollywood SNU			1	100%	1
ACCURATE HEALTH SERVICES CORP			1	100%	1
FRESENIUS KIDNEY CARE FORT WALTON BEACH			1	100%	1
AUTUMN HOUSE			1	100%	1
SOUTH BEND MEDICAL FOUNDATION			1	100%	1
CATHEDRAL GERONTOLOGY CENTER DBA CATHEDRAL CARES			1	100%	1
Harbert Hills Academy Nursing Home		1			1
MERCYONE DES MOINES MEDICAL CENTER			1	100%	1
PROMPT CARE OF CENTRAL FLORIDA LLC			1	100%	1
ANDREWS INSTITUTE AMBULATORY SURGERY CENTER		1			1
BORINQUEN HEALTH CENTER			1	100%	1
OAKWOOD HOSPITAL - SOUTHSHORE			1	100%	1
LIFEGUARD AMBULANCE SERVICE LLC - BAY COUNTY			1	100%	1
STEINHATCHEE DRUGS			1	100%	1
CROSS CREEK HEALTH CARE		1			1
BIODORON LABORATORIES			1	100%	1
LIFESPAN HEALTH - SELMER		1			1
BOSTON MEDICAL CENTER			1	100%	1
KINGWOOD EMERGENCY HOSPITAL			1	100%	1
UMMC MIDTOWN CAMPUS			1	100%	1
NEW ERA HEALTH CENTER INC		1			1
FAMILY PRACTICE ASSOCIATES		1			1
MEDCARE QUALITY MEDICAL CENTER LLC			1	100%	1
ONPOINT URGENT CARE			1	100%	1
DE TAR HOSPITAL			1	100%	1
ILLINOIS DEPT OF PUBLIC HEALTH LABS			1	100%	1
WELLMED AT APOLLO BEACH BLVD			1	100%	1



# COVID-19: testing by laboratory

Data through Dec 27, 2020 verified as of Dec 28, 2020 at 09:25 AM

Data in this report are provisional and subject to change.

The numbers in the table below represent the number of Florida and non-Florida residents for whom test results were received by the Department of Health. A person can be tested by more than one laboratory and can have both positive and negative results. **Therefore, the sum of the numbers in each column will be larger than the total number of people tested.**

Reporting lab	Inconclusive	Negative	Positive	Percent positive	Total
PARTNERS IN PRIMARY CARE		1			1
NORTHEAST FLORIDA HEALTH SERVICES			1	100%	1
LAKEVIEW REGIONAL HOSPITAL			1	100%	1
15 TO KNOW			1	100%	1
DOCTORS CARE OF PALM COAST			1	100%	1
VETERANS AFFAIRS MEDICAL CENTER - EAST ORANGE			1	100%	1
MICROBIOLOGY DEPARTMENT			1	100%	1
CARESPOT URGENT CARE		1			1
CHP COVID-19 (TX)			1	100%	1
PCR DIAGNOSTICS			1	100%	1
ELLIS HOSPITAL URGENT CARE CENTER LAB		1			1
DEPARTMENT OF HEALTH/ NEW YORK			1	100%	1
MARYLAND DEPARTMENT OF HEALTH AND MENTAL HYGIENE-LABORATORIES			1	100%	1
WELLMED AT FORT PIERCE		1			1
SANTA BARBARA ALF LLC (THE WINDSOR)			1	100%	1
MEDEXPRESS URGENT CARE - FORT SMITH		1			1
DEPT OF VA MEDICAL CENTER - MIAMI			1	100%	1
KEY WEST HMA PHYSICIAN MANAGEMENT, LLC			1	100%	1
PINEVILLE PHARMACY			1	100%	1
TENNESSEE VALLEY HCS			1	100%	1
NEIGHBORCARE PHARMACY SERVICES		1			1
TRUMAN MEDICAL CENTER - HOSPITAL HILL			1	100%	1
MOUNT SINAI MEDICAL CENTER AVENTURA ER			1	100%	1
PRINCIPLE DIAGNOSTICS LLC			1	100%	1
GOSHEN MEDICAL CENTER			1	100%	1
Chestnut Ridge Nursing & Rehab		1			1
MINUTECLINIC DIAGNOSTICS OF OKLAHOMA		1			1
MANOR CARE OF DELRAY BEACH FL LLC		1			1
SPRINGBROOK HOSPITAL			1	100%	1
Mill Valley Care Center		1			1
FLORIDA HOSPITAL LAB			1	100%	1
Florida Baptist Retirement Center		1			1
NEW MILFORD HOSPITAL			1	100%	1
CORNERSTONE PEDIATRICS			1	100%	1
SIGNATURE CARE MEMORIAL CITY			1	100%	1
ADVENTHEALTH MEDICAL GROUP OBSTETRICS			1	100%	1
PALOMAR MEDICAL CENTER			1	100%	1
MANSFIELD MEDICAL LODGE			1	100%	1
MEDEXPRESS URGENT CARE - WICHITA, N MAIZE RD		1			1
SUNCREST OMNI		1			1
CHRISTIANA HOSPITAL		1			1
MEDEXPRESS URGENT CARE- COLUMBIA HEIGH		1			1
LANCASHIRE HALL NURSING AND REHABILITATION CENTER		1			1
CVS MINUTE CLINIC DIAG OF IND, LLC #6549		1			1
Manor Care of Dallastown d/b/a ManorCare Health Services - Dallastown		1			1
MAYO CLINIC BEACHES PRIMARY CARE CTR		1			1

# COVID-19: testing by laboratory

Data through Dec 27, 2020 verified as of Dec 28, 2020 at 09:25 AM

Data in this report are provisional and subject to change.

The numbers in the table below represent the number of Florida and non-Florida residents for whom test results were received by the Department of Health. A person can be tested by more than one laboratory and can have both positive and negative results. **Therefore, the sum of the numbers in each column will be larger than the total number of people tested.**

Reporting lab	Inconclusive	Negative	Positive	Percent positive	Total
DEPARTMENT OF HEALTH SERVICES			1	100%	1
BRIDGEWATER PARK ASSISTED LIVING LLC			1	100%	1
HABANA HEALTH CARE CENTER			1	100%	1
ALPHA CLINICAL LABORATORY CORP.			1	100%	1
LAREDO EMERGENCY ROOM			1	100%	1
SHELBYVILLE HOSPITAL COMPANY		1			1
DAVID LAWRENCE CENTER INC			1	100%	1
ALLIED PEDIATRICS & FAMILY MEDICINE			1	100%	1
ER NEAR ME HULEN		1			1
MINUTECLINIC DIAGNOSTIC OF TN PC #442		1			1
LOUNDY		1			1
SEATTLE-KING COUNTY			1	100%	1
BARRINGTON TERRACE NAPLES			1	100%	1
CARE POINT HEALTH AND WELLNESS CENTER		1			1
PAUL C SCHWARTZ & MELVIN L WEIDMAN		1			1
BIOMERIEUX			1	100%	1
DAUGHTERS OF SARAH NURSING CENTER		1			1
BEAUMONT HOSPITAL			1	100%	1
LITTLE FALLS HOSPITAL LABORATORY		1			1
FHPG SURGICAL ASSOCIATES OF EAST PASCO			1	100%	1
TRIPLE O MEDICAL SERVICES INC			1	100%	1
CONSULATE HEALTH CARE OF VERO BEACH			1	100%	1
ESOTERIC LAB			1	100%	1
TITUSVILLE CENTER FOR SURGICAL EXCELLENCE LLC		1			1
JUPITER PEDIATRIC ASSOCIATES, PA			1	100%	1
NEW YORK PRESBYTERIAN HOSPITAL			1	100%	1
NICKLAUS CHILDREN'S DORAL OUTPATIENT CENTER			1	100%	1
AVERA ST. MARY'S HOSPITAL			1	100%	1
SUN CLINICAL LABORATORIES			1	100%	1
LAKE HOWARD HEIGHTS		1			1
Kroger - KRO70300083			1	100%	1
CLINICAL TRIALS OF TAMPA LLC		1			1
FLORIDA DIGESTIVE AND LIVER SPECIALISTS			1	100%	1
VISTA LAKE ASSISTED LIVING			1	100%	1
SURGERY CENTER, THE			1	100%	1
LEE MEMORIAL HOSPITAL OUTPATIENT SURGERY CENTER			1	100%	1
HELIX BIOMEDICS LLC			1	100%	1
JAX FAMILY CARE		1			1
FORT LOUDOUN PRIMARY CARE		1			1
NORTH PINELLAS CHILDRENS MEDICAL CENTER INC			1	100%	1
HILTON HEAD HOSPITAL/INPATIENT			1	100%	1
MEMORIAL HOSPITAL LOS BANOS			1	100%	1
ORCHID TERRACE		1			1
ST. JOHN HOSPITAL & MEDICAL CENTER			1	100%	1
ST PETE DIRECT PRIMARY CARE		1			1
XSTREMEMD			1	100%	1

# COVID-19: testing by laboratory

Data through Dec 27, 2020 verified as of Dec 28, 2020 at 09:25 AM

Data in this report are provisional and subject to change.

The numbers in the table below represent the number of Florida and non-Florida residents for whom test results were received by the Department of Health. A person can be tested by more than one laboratory and can have both positive and negative results. **Therefore, the sum of the numbers in each column will be larger than the total number of people tested.**

Reporting lab	Inconclusive	Negative	Positive	Percent positive	Total
MERITUS MEDICAL CENTER			1	100%	1
SUSAN F. WILLIAMS M.D., P.A.			1	100%	1
WHEATON FRANCISCAN LABORATORY			1	100%	1
MISSOURI DEPARTMENT OF HEALTH AND SENIOR SERVICES - STATE PH LAB		1			1
JACKSON MADISON CO. GEN. HOSPITAL			1	100%	1
HUNEYCUTT FAMILY PRACTICE			1	100%	1
ADVENTHEALTH CENTRA CARE PONCIANA			1	100%	1
INTEGRATED GENETICS SEQUENOM		1			1
STATCARE URGENT & WALK IN MEDICAL CARE		1			1
SCIENCE CARE			1	100%	1
GENESIS MICROBIOLOGY LAB		1			1
MEDEXPRESS URGENT CARE - LAWRENCE		1			1
SAINT JOSEPH'S HOSPITAL AND MEDICAL CENTER		1			1
CROSSROADS URGENT CARE PLLC		1			1
Seal Rock Healthcare		1			1
PHYSICIANS PRIMARY CARE LEHIGH PEDS			1	100%	1
NORTH BROWARD MEDICAL CENTER			1	100%	1
BROOKS REHAB			1	100%	1
FAMILY PRACTICE OF CENTRAL FLORIDA PA			1	100%	1
EASTMAN HEALTHCARE & REHAB		1			1
ADVENTHEALTH MEDICAL GROUP UROLOGY AT EAST ORLANDO		1			1
OPTIMAL MEDICINE INC		1			1
UNIVERSITY OF MIAMI MILLER SCHOOL			1	100%	1
VISTA DEL SOL MED ASSOC		1			1
Bivins Pointe			1	100%	1
CANDLER HOSPITAL			1	100%	1
WIREGRASS MEDICAL CENTER			1	100%	1
SELF REGIONAL HEALTHCARE			1	100%	1
EXCEPTIONAL EMERGENCY CENTER			1	100%	1
WELLNOW URGENT CARE-OSWEGO			1	100%	1
UMASS MEMORIAL/MARLBORO HOSPITAL			1	100%	1
ULTIMATE ANALYSIS LABORATORY			1	100%	1
REGIONAL MEDICAL LABORATORY			1	100%	1
LAKE REGIONAL HEALTH			1	100%	1
FLORIDA KEYS PED AND ADOLES CTR			1	100%	1
FLORIDA MEDICAL CENTER			1	100%	1
SAINT JOSEPHS HOSPITAL OF ATLANTA			1	100%	1
SOUTHERN HILLS MEDICAL CENTER			1	100%	1
INSPIRE HEALTHCARE CENTER			1	100%	1
SANTA ROSA PEDIATRICS			1	100%	1
Greystone Health Care Center		1			1
INTERNAL MEDICINE GROUP OF CENTRAL FLORIDA			1	100%	1
STONECREST MEDICAL CENTER		1			1
EASTSIDE MEDICAL CLINIC		1			1
UF HEALTH THE VILLAGES			1	100%	1
EDGAR PRICE FAMILY & CHILDREN HEALTHCARE CENTER			1	100%	1

# COVID-19: testing by laboratory

Data through Dec 27, 2020 verified as of Dec 28, 2020 at 09:25 AM

Data in this report are provisional and subject to change.

The numbers in the table below represent the number of Florida and non-Florida residents for whom test results were received by the Department of Health. A person can be tested by more than one laboratory and can have both positive and negative results. **Therefore, the sum of the numbers in each column will be larger than the total number of people tested.**

Reporting lab	Inconclusive	Negative	Positive	Percent positive	Total
CORDOVA FAMILY PRACTICE			1	100%	1
AFTER HOURS PEDS			1	100%	1
Carington Park			1	100%	1
DR PHILLIPS CENTER FOR WELLNESS		1			1
SEACOAST PATHOLOGY PROFESSIONAL ASSOC		1			1
FRASER MEMORIAL HOSPITAL			1	100%	1
COLONIAL VILLA GOOD SAMARITAN CENTER		1			1
HAMILTON CHD		1			1
Arch Plaza Nursing and Rehabilitation Center			1	100%	1
PROGRESSIVE MEDICAL RESEARCH			1	100%	1
BAPTIST HEALTH EXPRESS CARE			1	100%	1
HOME AIDE SVC OF EASTERN NY INC D/B/A		1			1
POETS WALK SARASOTA			1	100%	1
MEDICAL CENTER OF CENTRAL GEORGIA			1	100%	1
RIVERSIDE COUNTY PUBLIC HEALTH LABORATORY			1	100%	1
RIGHT AT HOME			1	100%	1
SEASONS HOSPICE AND PALLIATIVE CARE OF			1	100%	1
INTEGRATED FAMILY MEDICAL CENTER			1	100%	1
FREEPORT ER DOX URGENT CARE		1			1
MAINE CENTER FOR DISEASE CONTROL AND PREVENTION			1	100%	1
GATEWAY LABORATORIES		1			1
Bayou Vista Community Care Center			1	100%	1
SWEDISH COVENANT HOSPITAL			1	100%	1
RICHICHI FAMILY HEALTH			1	100%	1
ACCESS HEALTH CARE PHYSICIANS LLC			1	100%	1
EMERGENCY CARE SERVICES LAB AT JFK MEDICAL CENTER			1	100%	1
BLUEWATER TOXICOLOGY			1	100%	1
PEDRO L ORTEGA MD PA			1	100%	1
CARSON NURSING AND REHABILITATION CENT		1			1
TRUCARE LIVING CENTERS - SELMA			1	100%	1
URGENT DOC -NACOGODOCHES CLINIC			1	100%	1
HELGEMO & LIOU PEDIATRICS			1	100%	1
MINNESOTA DEPARTMENT OF HEALTH LABORATORY			1	100%	1
CARENOW URGENT CARE - SPRING			1	100%	1
IZ MEDICAL		1			1
El Paso Health Care Center			1	100%	1
SUNCOAST COMMUNITY HEALTH CENTERS INC		1			1
COMMONWEALTH OF VIRGINIA DIVISION OF CONSOLIDATED LABORATORY SERVICES			1	100%	1
BAYOU URGENT CARE			1	100%	1
ORDRS, INC.			1	100%	1
BAPTIST HEALTH SURGERY CENTER			1	100%	1
LIFE CARE CENTER OF GWINNETT		1			1
ASCENSION ST VINCENT'S - WESTSIDE			1	100%	1
PALM BEACH DIABETES AND ENDOCRINE SPECIALISTS, PA			1	100%	1
DEACONESS URGENT CARE CENTER			1	100%	1
SHANNON CLARK OD, PA			1	100%	1

# COVID-19: testing by laboratory

Data through Dec 27, 2020 verified as of Dec 28, 2020 at 09:25 AM

Data in this report are provisional and subject to change.

The numbers in the table below represent the number of Florida and non-Florida residents for whom test results were received by the Department of Health. A person can be tested by more than one laboratory and can have both positive and negative results. **Therefore, the sum of the numbers in each column will be larger than the total number of people tested.**

Reporting lab	Inconclusive	Negative	Positive	Percent positive	Total
Maple Lane Nursing Home		1			1
PALM SPRINGS GENERAL HOSPITAL			1	100%	1
SOUTHERN WINDS			1	100%	1
UNIVERSITY URGENT CARE			1	100%	1
PUTNAM CO HOSPITAL-D/B/A ASBURY TOWERS		1			1
CLEARWATER PAIN MANAGEMENT ASSOCIATES			1	100%	1
Lynwood		1			1
Mountain View Manor			1	100%	1
GUIDEWELL EMERGENCY MEDICINE DOCTORS LLC			1	100%	1
HARRIS URGENT CARE CENTER			1	100%	1
EXACCARE KINGSTON, LLC			1	100%	1
SYNAPSE ANALYTICAL LABS		1			1
CLERMONT PEDIATRICS, PA			1	100%	1
ST.ELIZABETH HEALTH CENTER	1				1
EAST FL CORE LAB			1	100%	1
CARE CENTERS OF NASSAU, LLC - HENDRICKS RD		1			1
LAKE CONWAY URGENT CARE LLC		1			1
PELICAN STATE OUTPATIENT CENTER			1	100%	1
SUN CITY DIAGNOSTIC CENTER			1	100%	1
WELLINGTON WEST 100176			1	100%	1
STRINGFELLOW MEMORIAL HOSPITAL		1			1
Kroger - KRO03400316			1	100%	1
FAIRVIEW SOUTHDALE			1	100%	1
WELLCARE URGENT CARE			1	100%	1
SOUTH LAKE FAMILY HEALTH CENTER			1	100%	1
ALL PRO ORTHOPEDICS & SPORTS MEDICINE, PA			1	100%	1
CACERES SPECIALIZED GYNECOLOGY		1			1
DEVITA		1			1
BAYSIDE URGENT CARE CENTER INC			1	100%	1
WINTER GARDEN CHILDREN'S HEALTH CENTERS			1	100%	1
ADVANCED INDIVIDUALIZED MEDICINE OF NAPLES			1	100%	1
FLORIDA DEPARTMENT OF HEALTH IN ESCAMBIA COUNTY		1			1
NORTH RIVER FAMILY HEALTH CENTER			1	100%	1
Trucare Living Centers - Columbus		1			1
MALUHIA		1			1
JOSHUA E CHESIR MD		1			1
BOND COUNTY HEALTH DEPARTMENT			1	100%	1
Eddy Memorial Geriatric Center		1			1
NORTHERN KENTUCKY HEALTH DEPARTMENT			1	100%	1
Peninsula Nursing and Rehabilitation Center		1			1
MINUTECLINIC, LLC #4682		1			1
American Fork Care Center dba Heritage Care Center		1			1
CARESPOT EXPRESS HEALTHCARE BOYNTON BEACH			1	100%	1
TMH CANCER CENTER LABORATORY			1	100%	1
Strasburg Care Center		1			1
GATEWAY HEALTHCARE, PC			1	100%	1

# COVID-19: testing by laboratory

Data through Dec 27, 2020 verified as of Dec 28, 2020 at 09:25 AM

Data in this report are provisional and subject to change.

The numbers in the table below represent the number of Florida and non-Florida residents for whom test results were received by the Department of Health. A person can be tested by more than one laboratory and can have both positive and negative results. **Therefore, the sum of the numbers in each column will be larger than the total number of people tested.**

Reporting lab	Inconclusive	Negative	Positive	Percent positive	Total
HAYS CLINICAL LAB			1	100%	1
POPLAR HEALTHCARE			1	100%	1
ROYAL OAK MEDICAL CENTER LLC DBA CHARACTER FAMILY			1	100%	1
AMERICAN HEALTH ASSOCIATES INC			1	100%	1
WillowBrooke Court at Westminster Village		1			1
DISCOVERY AT HOME, LLC			1	100%	1
MEDERI CARETENDERS VS OF SE FL LLC DBA			1	100%	1
POUDRE VALLEY HOSPITAL			1	100%	1
REEVES COUNTY HOSPITAL DISTRICT			1	100%	1
ALLIANCE LABORATORY SERVICES			1	100%	1
WHITE-WILSON MEDICAL CENTER - FORT WALTON BEACH			1	100%	1
MEDEXPRESS URGENT CARE, LANCASTER WEST		1			1
PARRISH MEDICAL GROUP			1	100%	1
UNIVERSITY OF BALTIMORE WASHINGTON MEDICAL CENTER			1	100%	1
CYPRESS VILLAGE REHAB CENTER		1			1
WESTOX LABS		1			1
Rio Grande City Nursing and Rehab Center			1	100%	1
LAKE BALDWIN			1	100%	1
BRANDON OUTREACH CLINIC			1	100%	1
HARRINGTON PARK HEALTH AND REHAB		1			1
MEDEXPRESS URGENT CARE - ROSS TOWNSHIP		1			1
PROGRESS PHARMACY INC			1	100%	1
QUALITY LAB			1	100%	1
Villa Maria			1	100%	1
ADVANCED MEDICAL LABORATORIES (AML)			1	100%	1
MINUTECLINIC DIAGNOSTICS OF IND LLC			1	100%	1
AMERICAN LAB LLC		1			1
HSRE-ASL CASSELBERRY TRS, LLC			1	100%	1
Autumn Care of Suffolk		1			1
COVID TESTING LLC			1	100%	1
WALGREENS #06025		1			1
MINUTECLINIC DIAGNOSTIC OF TEXAS LLC		1			1
MEDICAL ASSOCIATES OF BREVARD LLC		1			1
MOORE CLINICAL RESEARCH INC			1	100%	1
SOUTHWOOD NURSING & RETIREMENT CENTER		1			1
MANASOTA PEDIATRICS			1	100%	1
NORTH FLORIDA MEDICAL CENTERS INC		1			1
VITAS HEALTHCARE CORPORATION OF FLORIDA			1	100%	1
MEDEXPRESS URGENT CARE, HERMITAGE			1	100%	1
MARTIN HEALTH PHYSICIAN GROUP			1	100%	1
GIFFORD MEMORIAL HOSPITAL		1			1
FLORIDA EPIDEMIOLOGY PROGRAM			1	100%	1
MINUTECLINIC DIAGNOSTIC OF TN, PC 6438		1			1
HAVEN CUSTEAD CARE CENTER			1	100%	1
CHATSWORTH ASSISTED LIVING COMMUNITY AT PGA NATIONAL			1	100%	1
SOUTHWOOD HEALTHCARE CENTER		1			1

# COVID-19: testing by laboratory

Data through Dec 27, 2020 verified as of Dec 28, 2020 at 09:25 AM

Data in this report are provisional and subject to change.

The numbers in the table below represent the number of Florida and non-Florida residents for whom test results were received by the Department of Health. A person can be tested by more than one laboratory and can have both positive and negative results. **Therefore, the sum of the numbers in each column will be larger than the total number of people tested.**

Reporting lab	Inconclusive	Negative	Positive	Percent positive	Total
WILMINGTON NURSING AND REHAB			1	100%	1
CARESPOT - LEE VISTA			1	100%	1
Elm Crest Senior Living Community		1			1
ELEMENTS PHARMACY			1	100%	1
BIOMAT ORLANDO		1			1
PORT ORANGE NURSING & REHAB			1	100%	1
NEW YORK UNIVERSITY MEDICAL CENTER			1	100%	1
LAKEWOOD RANCH MEDICAL CENTER CLINICAL LAB			1	100%	1
Luther Acres Manor		1			1
ALBANY MEDICAL CENTER			1	100%	1
KENDALL PEDIATRICS PARTNERS LLC			1	100%	1
Sherwood Oaks Health Center			1	100%	1
CENTRAL FL INTERNAL MEDICINE ASSOCIATES LLC		1			1
RENOWN REGIONAL MEDICAL CENTER			1	100%	1
LOWER KEYS COMMUNITY HEALTH CENTER			1	100%	1
LAURELLWOOD NURSING CENTER		1			1
NEW HORIZON PRIMARY CARE LLC			1	100%	1
EVENTIDE LUTHERAN HOME		1			1
RIVERSIDE METHODIST HOSPITAL LAB			1	100%	1
THE INTERNAL MEDICAL GROUP		1			1
MOUNT SINAI COMPREHENSIVE CANCER CENTER			1	100%	1
Miller Health Care Center			1	100%	1
CENTRAL CAROLINA HOSPITAL			1	100%	1
KAISER PERMANENTE REGIONAL REFERENCE LABORATORY		1			1
VALLEY HOSPITAL MEDICAL CENTER		1			1
2504-HOMEWOOD		1			1
MEDEXPRESS URGENT CARE - LINCOLN		1			1
Avante at Orlando		1			1
BROOKS -TLC HOSPITAL SYSTEM			1	100%	1
COVENANT HEALTH		1			1
PRIME CARE FAMILY MEDICINE			1	100%	1
UNIVERSITY OF SOUTH FLORIDA			1	100%	1
MEDEXPRESS URGENT CARE - SPRINGFIELD, COOLEY ST		1			1
PREMIER PEDIATRICS			1	100%	1
PEDIATRIC ASSOCIATES - JACKSONVILLE			1	100%	1
DEPT OF VA MED CENTE-WEST PALM BEACH			1	100%	1
BAYMEADOWS PEDIATRIC CARE		1			1
MINUTECLINIC, LLC #1452		1			1
PRIMEX CLINICAL LABORATORIES INC			1	100%	1
LIFE CARE CENTER OF HILTON HEAD		1			1
UF KANAPAHA LAB BEAKER		1			1
Lakewood Nursing Center			1	100%	1
ACCESS MEDICAL GROUP OF TAMPA INC			1	100%	1
EVANS FAMILY CARE PA			1	100%	1
HIGHLANDS CLINICAL LABORATORY			1	100%	1
ADVENTHEALTH MEDICAL GROUP ADULT AND SENIOR HEALTH			1	100%	1

# COVID-19: testing by laboratory

Data through Dec 27, 2020 verified as of Dec 28, 2020 at 09:25 AM

Data in this report are provisional and subject to change.

The numbers in the table below represent the number of Florida and non-Florida residents for whom test results were received by the Department of Health. A person can be tested by more than one laboratory and can have both positive and negative results. **Therefore, the sum of the numbers in each column will be larger than the total number of people tested.**

Reporting lab	Inconclusive	Negative	Positive	Percent positive	Total
LAKE MARY OPTUM FLORIDA			1	100%	1
PEDIATRICS URGENT CARE, LLC			1	100%	1
MEMORIAL HOSPITAL - BELLEVILLE			1	100%	1
MINUTECLINIC DIAG OF IND LLC #1367		1			1
BIOMAT USA INC			1	100%	1
NEVADA DEPARTMENT OF HEALTH AND HUMAN SERVICES			1	100%	1
Alden Lincoln Park			1	100%	1
GUIDEWELL EMERGENCY MEDICINE DOCTORS LLC #33			1	100%	1
HIGHLANDS URGENT CARE			1	100%	1
MINUTECLINIC #2797		1			1
PALM BEACH DIABETES & ENDOCRINE SPECIALISTS PA			1	100%	1
ALIMETRIX INC		1			1
FLORIDA SCHOOL FOR THE DEAF AND THE BLIND			1	100%	1
PANCARE HEALTH - HOSFORD SCHOOL			1	100%	1
CENTRAL FLORIDA HOSPITALIST			1	100%	1
CLIFTON-FINE HOSPITAL LABORATORY		1			1
WEST DADE PEDIATRICS			1	100%	1
Shoreline Care Center			1	100%	1
DIXITKUMAR N MODI MD PA			1	100%	1
MEDEXPRESS URGENT CARE - LOGAN		1			1
LAKELAND MEDICAL CENTER			1	100%	1
Bolingreen Health and Rehabilitation		1			1
STEWART MEDICAL GROUP INC			1	100%	1
SACRED HEART HEALTH SYSTEM- MIDWIFE PROGRAM			1	100%	1
SOUTHEASTERN HEALTH FACILITES, INC		1			1
SOUTHWEST ORLANDO FAMILY MEDICINE, PL			1	100%	1
COMMUNITY PHYSICIANS OF NORTH PORT PA			1	100%	1
AFFILIATED LABORATORIES INC			1	100%	1
WALKIN MEDICAL URGENT CARE,NEW CITY			1	100%	1
COVE AT THE MARBELLA,THE			1	100%	1
THE HEART HOSPITAL BAYLOR PLANO			1	100%	1
SACRED HEART MEDICAL CENTER			1	100%	1
MIDWAY SPECIALTY CARE CENTER INC		1			1
FLORIDA DEPARTMENT OF HEALTH PALM BEACH COUNTY			1	100%	1
MEMORIAL HEALTHCARE SYSTEM			1	100%	1
Parkview Care Center			1	100%	1
LAWRENCE GENERAL HOSPITAL			1	100%	1
CAH ACQUISITION COMPANY 11 LLC			1	100%	1
HEALGEN SCIENTIFIC			1	100%	1
SOUTHWEST FLORIDA DIVISION LAB			1	100%	1
Waters of Covington		1			1
DOCTOR'S IN-HOUSE LAB/COMMUNITY HEALTH CENTERS OF PINELLAS - JOHNNIE R			1	100%	1
WALGREENS #10308		1			1
MEMORIAL HEALTH UNIVERSITY MEDICAL CENTER			1	100%	1
VA OPTOMETRY CLINIC			1	100%	1
METRO HEALTH HOSPITAL LABORATORY		1			1



# COVID-19: testing by laboratory

Data through Dec 27, 2020 verified as of Dec 28, 2020 at 09:25 AM

Data in this report are provisional and subject to change.

The numbers in the table below represent the number of Florida and non-Florida residents for whom test results were received by the Department of Health. A person can be tested by more than one laboratory and can have both positive and negative results. **Therefore, the sum of the numbers in each column will be larger than the total number of people tested.**

Reporting lab	Inconclusive	Negative	Positive	Percent positive	Total
NASSAU COUNTY HEALTH DEPARTMENT		1			1
MT CARMEL PHARMACY INC		1			1
SPARTANBURG REGIONAL MEDICAL CENTER			1	100%	1
Glen Oaks Health and Rehabilitation		1			1
MIGUEL E TREVINO MD PA			1	100%	1
Robert Wood Johnson University Hospital			1	100%	1
ORLANDO HEALTH PHYSICIAN GROUP			1	100%	1
FAIRFIELD MEDICAL CENTER			1	100%	1
MINUTECLINIC LLC (2335)		1			1
ODYSSEY HEALTH CARE OF MARION COUNTY LLC		1			1
ST JOHNS MEDICAL CENTER		1			1
TENNOVA HEALTHCARE - CLEVELAND			1	100%	1
BRUCE S WEST MD			1	100%	1
WALGREENS #15291		1			1
MEDEXPRESS URGENT CARE-MT PLEASANT			1	100%	1
BAPTIST HOSPITAL OF MIAMI MCI BROWARD LABORATORY			1	100%	1
SPECIALTY DRUG TESTING			1	100%	1
Oakwood - North Baldwins Center for Living		1			1
OCALA FAMILY MEDICAL CENTER		1			1
UNLIMITED MEDICAL SERVICES OF FL PL DBA		1			1
WILTON MANORS HEALTH & REHABILITATION CENTER			1	100%	1
Broomall Manor		1			1
DOCTORS AFTER HOURS URGENT CARE CENTER			1	100%	1
CAREHERE HUDSON BAY			1	100%	1
FLORIDA FAMILY LABORATORY		1			1
MC DIAGNOSTIC OF CONNECTICUT, PC #1043		1			1
DEPARTMENT OF HEALTH BUREAU OF FAMILY		1			1
HEALTH CARE SERVICES LC			1	100%	1
LRGHEALTHCARE		1			1
Dulles Health and Rehab Center		1			1
BASCOM PALMER EYE INSTITUTE			1	100%	1
GREATER TAMPA AT HOME			1	100%	1
WOODHOUSE INC		1			1
NDX-CORE LAB			1	100%	1
MINUTE CLINIC DIAGNOSTIC OF TN PC #64		1			1
EXPRESS CARE OF THE SHOALS		1			1
DOCTORS MEMORIAL HOSP HOME HEALTH CARE		1			1
KANA MEDICAL			1	100%	1
CLEVELAND HEARTLAB			1	100%	1
ORMC-ARDEN/EOI			1	100%	1
THOMASVILLE REGIONAL MEDICAL CENTER		1			1
FLORIDA DEPARTMENT OF HEALTH IN LEE COUNTY			1	100%	1
ARIZA WELLNESS CARE LLC			1	100%	1
C V S / PHARMACY #833		1			1
MID-FLORIDA PATHOLOGY LLC - MOBILE UNIT # 3			1	100%	1
MEMORIALCARE LONG BEACH MEDICAL CENTER			1	100%	1

# COVID-19: testing by laboratory

Data through Dec 27, 2020 verified as of Dec 28, 2020 at 09:25 AM

Data in this report are provisional and subject to change.

The numbers in the table below represent the number of Florida and non-Florida residents for whom test results were received by the Department of Health. A person can be tested by more than one laboratory and can have both positive and negative results. **Therefore, the sum of the numbers in each column will be larger than the total number of people tested.**

Reporting lab	Inconclusive	Negative	Positive	Percent positive	Total
CROSSROADS URGENT CARE DBA URGENT TEA		1			1
BEAUMONT HOSPITAL, GROSSE POINTE			1	100%	1
LIFELINK TISSUE BANK D/B/A LIFELINK TISSUE BANK		1			1
ADVANCED URGENT CARE PLLC		1			1
CLINCLOUD, LLC			1	100%	1
NORTHEAST TEXAS DIALYSIS		1			1
ST JOSEPHS HOSPITAL SOUTH HOSPITAL			1	100%	1
TMH PHYSICIAN PARTNERS			1	100%	1
Redwood Springs Healthcare			1	100%	1
BROOKDALE FORT MYERS LAKES PARK			1	100%	1
CLUB HEALTH AND REHABILITATION CENTER, THE		1			1
HOLSTON MEDICAL GROUP		1			1
ST. VINCENT HOSPITAL			1	100%	1
Crowne Place Assisted Living		1			1
JMC TALLAHASSEE, LLC			1	100%	1
DOCTORS CARE - GREER		1			1
SIGNATURE CARE MIDLAND			1	100%	1
NATION'S BEST CARE HOME HEALTH			1	100%	1
DECATUR MORGAN HOSPITAL - DECATUR GENE		1			1
RABI SINHA, MD		1			1
DORAL KIDNEY CENTER			1	100%	1
HOUSTON DEPARTMENT OF HEALTH AND HUMAN SERVICES			1	100%	1
LAUREL POINT CARE ACQUISITION LLC DBA SANDGATE GARDENS REHAB AND NURSI			1	100%	1
WEST COAST CLINICAL LABS INC			1	100%	1
SV MOBILE HEALTH			1	100%	1
Mercy Manor Transition Center			1	100%	1
AUGUSTA HEALTH CLINICAL LABORATORY			1	100%	1
PALMA CEIA MED GROUP-SWANN		1			1
TITUS REGIONAL MEDICAL CENTER			1	100%	1
CALIFORNIA PUBLIC HEALTH LABORATORY			1	100%	1
NORTH SHORE MEDICAL CENTER - SALEM HOSPITAL			1	100%	1
HIGHLAND PARK LAKEWOOD PRESTON HOLLOW			1	100%	1
URGENT CARE COASTAL GA			1	100%	1
FLORIDA HOSPITAL ORMOND BEACH			1	100%	1
MEMORIAL HERMANN HOSPITAL			1	100%	1
ARTHREX MEDICAL CENTER EAST			1	100%	1
DOC PAM PA		1			1
Florence Home		1			1
LSU MEDICAL CENTER			1	100%	1
Avera Sr. James Care Center		1			1
UMASS MEMORIAL MEDICAL CENTER, INC		1			1
Medicalodges Neosho			1	100%	1
OCEAN MEDICAL CENTER		1			1
ADVANCED URGENT CARE CENTER			1	100%	1
SOUTHERN SPRINGS HEALTH CARE		1			1
CARESOUTH HHA HOLDINGS OF THE TREASURE COAST LLC			1	100%	1

# COVID-19: testing by laboratory

Data through Dec 27, 2020 verified as of Dec 28, 2020 at 09:25 AM

Data in this report are provisional and subject to change.

The numbers in the table below represent the number of Florida and non-Florida residents for whom test results were received by the Department of Health. A person can be tested by more than one laboratory and can have both positive and negative results. **Therefore, the sum of the numbers in each column will be larger than the total number of people tested.**

Reporting lab	Inconclusive	Negative	Positive	Percent positive	Total
BAYCARE OUTREACH LAB			1	100%	1
The Pines at Poughkeepsie Center for Nursing and Rehabilitation		1			1
BAYCARE OUTREACH LAB AT NEW TAMPA			1	100%	1
DOYLESTOWN HOSPITAL			1	100%	1
BLOOD SYSTEMS LABORATORIES			1	100%	1
SISTERS MISSION			1	100%	1
ADVENTHEALTH MEDICAL GROUP FAMILY MEDICINE AT RDV		1			1
FLORIDA DEPARTMENT OF HEALTH SEMINOLE COUNTY		1			1
ADVENTHEALTH MEDICAL GROUP SENIOR HEALTH AT			1	100%	1
TEXAS HEALTH ARLINGTON MEMORIAL		1			1
WALKONCLINIC			1	100%	1
MD NOW URGENT CARE			1	100%	1
ATRIA TAMARAC			1	100%	1
Kroger - KRO03500568			1	100%	1
BOULDER COMMUNITY HOSPITAL			1	100%	1
SOUTHEASTERN PATHOLOGY ASSOCIATES			1	100%	1
OMAHA VA MEDICAL CENTER			1	100%	1
MADISON FACILITY INC			1	100%	1
Chateau Girardeau			1	100%	1
OXY-GENLAB			1	100%	1
COOPER CLINIC			1	100%	1
HERNANDO COUNTY HEALTH DEPT			1	100%	1
EASTERN FLORIDA STATE COLLEGE - PALM BAY CAMPUS			1	100%	1
EXCEL URGENT CARE OF NJ			1	100%	1
REGIONAL MEDICAL CENTER BAYONET POINT			1	100%	1
COMMUNITY			1	100%	1
QUEST DIAGNOSTICS CLINICAL LABORATORIES INC		1			1
BOSTON PUBLIC HEALTH COMMISSION			1	100%	1
ADVENTHEALTH PHYSICIAN GROUP - APPLEWOOD			1	100%	1
PASCO COUNTY HEALTH DEPARTMENT			1	100%	1
SOUTHWEST REGIONAL PCR LABORATORY			1	100%	1
FRESENIUS SOUTH FORT MYERS		1			1
FALKVILLE HEALTHCARE		1			1
ADVENTHEALTH MEDICAL GROUP FAMILY AND INTERNAL			1	100%	1
LEELANAU OPCO, LLC		1			1
BOLLES SCHOOL, THE			1	100%	1
CITRONELLE HEALTH AND REHABILITATION CENTER		1			1
GRAND VILLA OF PINELLAS PARK			1	100%	1
LAKE LURE HEALTH CENTER			1	100%	1
FRESENIUS KIDNEY CARE DUNEDIN			1	100%	1
ALTA BATES SUMMIT MEDICAL CENTER CLINICAL LAB			1	100%	1
MEDICAL PAVILION CLINIC			1	100%	1
RCP OF MEMORIAL WEST			1	100%	1
CHIEFLAND MEDICAL CENTER			1	100%	1
PORTSMOUTH REG. HOSPITAL			1	100%	1
GENESIS FAMILY PRACTICE			1	100%	1

# COVID-19: testing by laboratory

Data through Dec 27, 2020 verified as of Dec 28, 2020 at 09:25 AM

Data in this report are provisional and subject to change.

The numbers in the table below represent the number of Florida and non-Florida residents for whom test results were received by the Department of Health. A person can be tested by more than one laboratory and can have both positive and negative results. **Therefore, the sum of the numbers in each column will be larger than the total number of people tested.**

Reporting lab	Inconclusive	Negative	Positive	Percent positive	Total
STANDIFER PLACE		1			1
WEST VIRGINIA UNIVERSITY HOSPITALS			1	100%	1
Signature Healthcare of Georgetown		1			1
TIMPANOGOS REGIONAL HOSPITAL			1	100%	1
MERCY - NORTH IOWA			1	100%	1
CARING PROFESSIONAL HEALTH CARE LLC		1			1
PRECISION CLINICAL RESEARCH			1	100%	1
NORTHEAST PEDIATRICS			1	100%	1
ROCKWALL URGENT CARE			1	100%	1
LANTANA HC LAB			1	100%	1
PHYSICIANS CARE		1			1
CLERMONT HEALTH DEPARTMENT			1	100%	1
PHYSICIANS QUALITY CARE			1	100%	1
OHIO VALLEY MANOR NURSING &		1			1
GOOD SAMARITAN SOCIETY - DE SMET		1			1
OMNI HEALTHCARE URGENT CARE			1	100%	1
CAREWELL JW - WORCESTER LNC			1	100%	1
OCALA RKC EAST HEMO #1			1	100%	1
FAMILY MEDICAL CENTER		1			1
ST. MARY MEDICAL CENTER		1			1
TMH URGENT CARE CENTER			1	100%	1
Ash Flat Healthcare and Rehabilitation Center			1	100%	1
ENCOMPASS HEALTH REHABILITATION HOSPITAL OF LARGO			1	100%	1
ManorCare Rehabilitation Center- Decatur		1			1
BERKSHIRE MEDICAL CENTER			1	100%	1
ST MARY'S OF SAGINAW		1			1
SHELL POINT HOME HEALTH			1	100%	1
EAST RIDGE RETIREMENT VILLAGE INC		1			1
PUBLIX PHARMACY #1114			1	100%	1
VANAJA SUREDDI MD PA			1	100%	1
LAKESIDE MEDICAL CENTER		1			1
MEDEXPRESS URGENT CARE - BECKLEY		1			1
PARK AVENUE PEDIATRICS PC		1			1
BL DIAGNOSTICS LLC			1	100%	1
LEHIGH PULMONARY ASSOCIATES			1	100%	1
MINUTECLINIC DIAGNOSTIC OF MAINE, LLC			1	100%	1
BAYFRONT HEAL WOUND CARE AND HYPERBARIC CENTER			1	100%	1
PUBLIX PHARMACY #0332		1			1
PEACHEALTH LABORATORIES		1			1
BLOOMINGDALE PEDIATRIC ASSOCIATES PA			1	100%	1
<b>Total</b>	<b>60,625</b>	<b>12,046,324</b>	<b>1,638,660</b>	<b>12%</b>	<b>13,745,609</b>