

COVID-19: summary of cases and monitoring

Data through Dec 25, 2020 verified as of Dec 26, 2020 at 09:25 AM

Data in this report are provisional and subject to change.

Cases: people with positive PCR or antigen test result

Total cases	1,264,588
Florida residents	1,243,118
Non-Florida residents	21,470
Type of testing	
Florida residents	1,243,118
Positive by BPHL/CDC	47,608
Positive by commercial/hospital lab	1,195,510
PCR positive	1,082,459
Antigen positive	160,659
Non-Florida residents	21,470
Positive by BPHL/CDC	620
Positive by commercial/hospital lab	20,850
PCR positive	16,708
Antigen positive	4,762
Characteristics	
Florida residents hospitalized	61,288
Florida resident deaths	21,135
Non-Florida resident deaths	302

Hospitalized counts include anyone who was hospitalized at some point during their illness. It does not reflect the number of people currently hospitalized.

More information on deaths identified through death certificate data is available on the National Center for Health Statistics website at www.cdc.gov/nchs/nvss/vsrr/COVID19/index.htm.

Cases: people with positive PCR or antigen test result

Risk factors for Florida residents

Traveled	10,755
Contact with a known case	474,283
Traveled and contact with a known case	13,547
Neither	744,533
No travel and no contact	152,240
Travel is unknown	424,210
Contact is unknown	288,330
Contact is pending	261,685

Travel can be unknown and contact can be unknown or pending for the same case, these numbers will sum to more than the "neither" total.

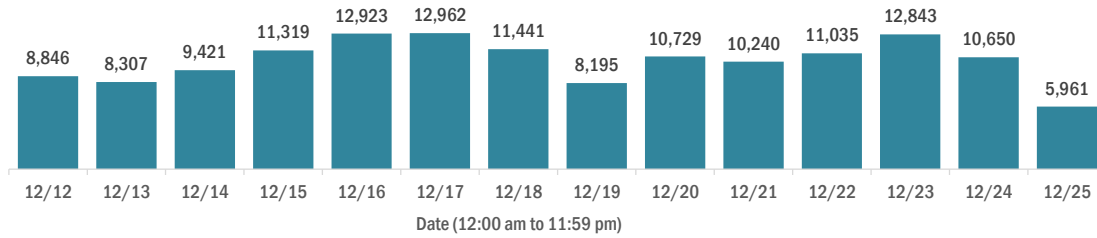
COVID-19: summary of laboratory testing

Data through Dec 25, 2020 verified as of Dec 26, 2020 at 09:25 AM

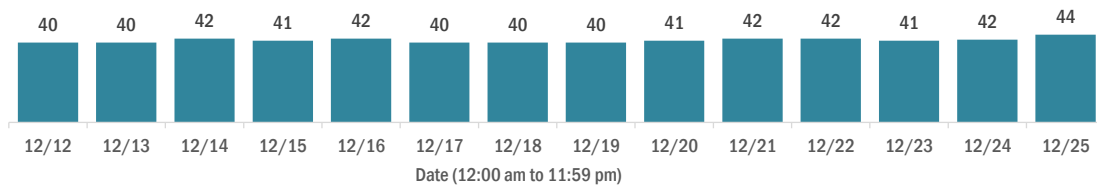
Data in this report are provisional and subject to change.

Cases in Florida residents per day for the past 2 weeks

Number of cases per day



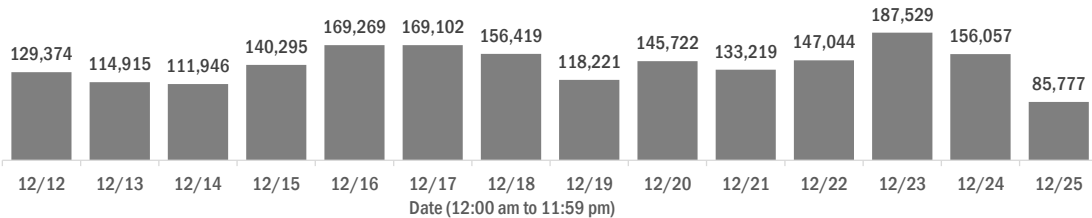
Median age of cases by day



Laboratory testing for Florida residents over the past 2 weeks

Number of Florida residents tested per day

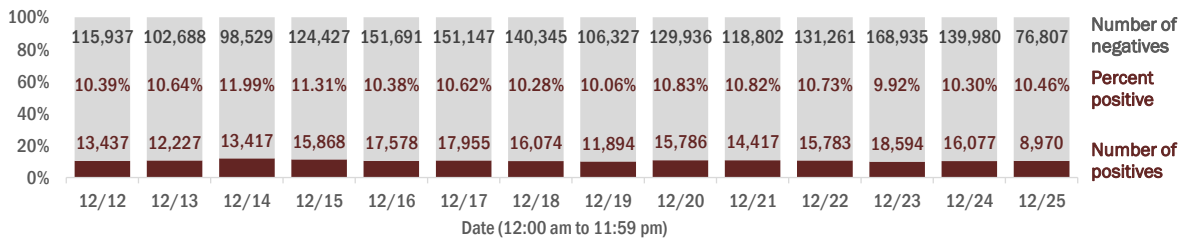
These counts include the number of people for whom the Department received PCR or antigen laboratory results by day. People tested on multiple days will be included for each day a new result was received. A person is only counted once for each day they are tested, regardless of whether multiple specimens are tested or multiple results are received.



Number and percent of Florida residents with positive test results

The percent of positive results ranged from 9.92% to 11.99% over the past 2 weeks and was 10.46% yesterday.

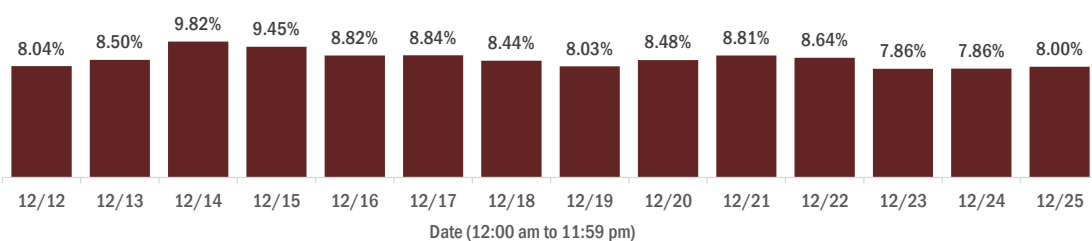
These counts include the number of people for whom the Department received PCR or antigen laboratory results by day. People tested on multiple days will be included for each day a new result was received. A person is only counted once for each day they are tested, regardless of whether multiple specimens are tested or multiple results are received. If a person has a positive specimen and a negative specimen in the same day, only the positive result is counted.



Percent positivity for new cases in Florida residents

The percent of positive results ranged from 7.86% to 9.82% over the past 2 weeks and was 8.00% yesterday.

This percent is the number of people who test PCR- or antigen-positive for the first time divided by all the people tested that day, excluding people who have previously tested positive.



COVID-19: characteristics of 1,243,118 Florida resident cases

Data through Dec 25, 2020 verified as of Dec 26, 2020 at 09:25 AM

Data in this report are provisional and subject to change.

Age group	Cases	Hospitalizations	Deaths
0-4 years	22,318 2%	411 1%	0 0%
5-14 years	65,287 5%	370 1%	5 0%
15-24 years	195,908 16%	1,603 3%	34 0%
25-34 years	223,827 18%	3,256 5%	117 1%
35-44 years	194,929 16%	4,923 8%	347 2%
45-54 years	191,282 15%	7,422 12%	823 4%
55-64 years	162,468 13%	10,647 17%	2,311 11%
65-74 years	101,003 8%	12,441 20%	4,488 21%
75-84 years	56,395 5%	11,977 20%	6,305 30%
85+ years	28,580 2%	8,233 13%	6,705 32%
Unknown	1,121 0%	5 0%	0 0%
Total	1,243,118	61,288	21,135

Gender	Cases
Female	643,856 52%
Male	591,082 48%
Unknown	8,180 1%
Total	1,243,118

Ethnicity	Cases	Hospitalizations	Deaths
Hispanic	388,849 31%	16,446 27%	5,133 24%
Non-Hispanic	572,059 46%	41,640 68%	14,505 69%
Unknown	282,210 23%	3,202 5%	1,497 7%
Total	1,243,118	61,288	21,135

Race and ethnicity	Cases	Hospitalizations	Deaths
White	658,842 53%	38,891 63%	15,058 71%
Hispanic	258,259 21%	11,577 19%	4,068 19%
Non-Hispanic	353,623 28%	26,028 42%	10,271 49%
Unknown	46,960 4%	1,286 2%	719 3%
Black	166,709 13%	13,318 22%	3,692 17%
Hispanic	9,185 1%	550 1%	139 1%
Non-Hispanic	143,748 12%	12,473 20%	3,413 16%
Unknown	13,776 1%	295 0%	140 1%
Other race	174,433 14%	7,157 12%	1,691 8%
Hispanic	89,641 7%	3,905 6%	788 4%
Non-Hispanic	59,745 5%	2,926 5%	757 4%
Unknown	25,047 2%	326 1%	146 1%
Unknown race	243,134 20%	1,922 3%	694 3%
Hispanic	31,764 3%	414 1%	138 1%
Non-Hispanic	14,943 1%	213 0%	64 0%
Unknown	196,427 16%	1,295 2%	492 2%
Total	1,243,118	61,288	21,135

Hospitalization counts include anyone who was hospitalized at some point during their illness. It does not reflect the number of people currently hospitalized. **Other race** includes any person with a race of American Indian/Alaskan native, Asian, native Hawaiian/Pacific Islander, or other.

COVID-19: deaths in Florida residents and staff of long-term care facilities

Data through Dec 25, 2020 verified as of Dec 26, 2020 at 09:25 AM

Data in this report are provisional and subject to change.

For current cases in residents or staff of long-term care facilities, please visit: <https://floridahealthcovid19.gov/>

County	Deaths		County	Deaths		County	Deaths	
Dade	901	11%	Lake	115	1%	Gadsden	12	0%
Palm Beach	815	10%	Citrus	108	1%	Washington	12	0%
Pinellas	668	8%	Osceola	101	1%	Gilchrist	11	0%
Broward	498	6%	Charlotte	97	1%	Calhoun	10	0%
Hillsborough	448	6%	Indian River	78	1%	Baker	9	0%
Polk	358	4%	Clay	76	1%	Gulf	9	0%
Brevard	291	4%	Jackson	76	1%	Jefferson	9	0%
Lee	291	4%	Leon	63	1%	Lafayette	8	0%
Sarasota	281	3%	Suwannee	55	1%	Holmes	6	0%
Duval	273	3%	St. Johns	53	1%	Desoto	5	0%
Orange	248	3%	Highlands	52	1%	Bradford	4	0%
Volusia	196	2%	Bay	44	1%	Levy	4	0%
St. Lucie	192	2%	Alachua	40	0%	Flagler	3	0%
Marion	186	2%	Columbia	38	0%	Monroe	3	0%
Seminole	183	2%	Sumter	33	0%	Taylor	3	0%
Escambia	160	2%	Nassau	28	0%	Hardee	2	0%
Manatee	152	2%	Santa Rosa	24	0%	Dixie	1	0%
Collier	141	2%	Hendry	20	0%	Liberty	1	0%
Pasco	130	2%	Putnam	20	0%	Total	8,060	
Martin	129	2%	Madison	18	0%			
Hernando	117	1%	Walton	18	0%			
Okaloosa	117	1%	Okeechobee	16	0%			

Note: cases are summarized by the county of usual residence. Residents and staff may be cases associated with facilities that are not in their county of usual residence, resulting in cases being included below for counties that do not have facilities with known cases.

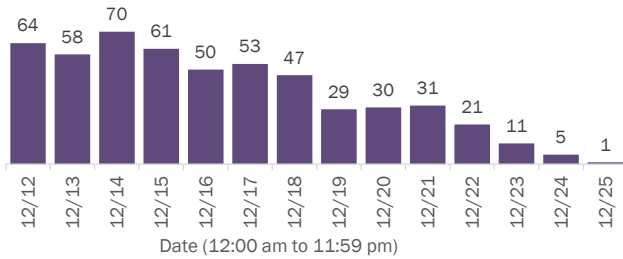
COVID-19: cases in Florida residents who have died

Data through Dec 25, 2020 verified as of Dec 26, 2020 at 09:25 AM

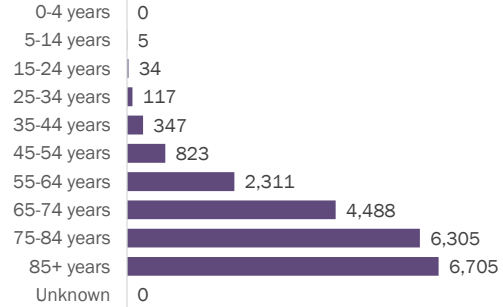
Data in this report are provisional and subject to change.

Demographics for all identified COVID-19 deaths: 21,135

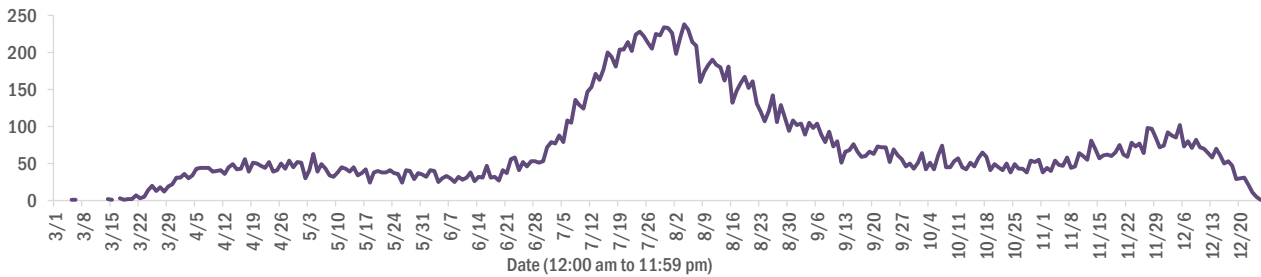
Deaths by date of death for the past 2 weeks



Deaths by age group



Deaths by date of death since March 2020



Age group	Deaths	Cases	Case fatality rate	Mortality rate per 100,000 population
0-4 years	0	22,318	0.0%	0.0
5-14 years	5	65,287	0.0%	0.2
15-24 years	34	195,908	0.0%	1.4
25-34 years	117	223,827	0.1%	4.1
35-44 years	347	194,929	0.2%	13.3
45-54 years	823	191,282	0.4%	29.5
55-64 years	2,311	162,468	1.4%	79.9
65-74 years	4,488	101,003	4.4%	184.9
75-84 years	6,305	56,395	11.2%	449.0
85+ years	6,705	28,580	23.5%	1161.0
Unknown	0	1,121	0.0%	
Total	21,135	1,243,118	1.7%	97.8

Race	Deaths	Cases	Case fatality rate	Mortality rate per 100,000 population
White	15,058	658,842	2.3%	90.2
Black	3,692	166,709	2.2%	100.9
Other	1,691	174,433	1.0%	135.9
Unknown	694	243,134	0.3%	
Total	21,135	1,243,118	1.7%	97.8

Gender	Deaths	Cases	Case fatality rate	Mortality rate per 100,000 population
Female	9,321	643,856	1.4%	84.4
Male	11,814	591,082	2.0%	111.9
Unknown	0	8,180	0.0%	
Total	21,135	1,243,118	1.7%	97.8

Ethnicity	Deaths	Cases	Case fatality rate	Mortality rate per 100,000 population
Hispanic	5,133	388,849	1.3%	90.4
Non-Hispanic	14,505	572,059	2.5%	91.1
Unknown	1,497	282,210	0.5%	
Total	21,135	1,243,118	1.7%	97.8

COVID-19: characteristics of 1,264,588 cases

Data through Dec 25, 2020 verified as of Dec 26, 2020 at 09:25 AM

Data in this report are provisional and subject to change.

Tables below include cases in Florida residents and non-Florida residents.

All 67 Florida counties have cases:

County	FL resident cases	Non-FL resident cases	Total cases	FL resident deaths	FL death rate
Dade	283,438	3,224	286,662	4,127	1.5%
Broward	130,751	1,442	132,193	1,811	1.4%
Palm Beach	78,695	1,135	79,830	1,860	2.4%
Hillsborough	73,294	686	73,980	1,058	1.4%
Orange	72,048	615	72,663	727	1.0%
Duval	57,044	955	57,999	716	1.3%
Pinellas	42,025	948	42,973	1,020	2.4%
Lee	37,629	946	38,575	651	1.7%
Polk	35,167	226	35,393	766	2.2%
Osceola	23,844	380	24,224	283	1.2%
Collier	21,035	523	21,558	326	1.5%
Manatee	20,949	328	21,277	409	2.0%
Escambia	18,940	2,328	21,268	356	1.9%
Volusia	20,929	280	21,209	420	2.0%
Pasco	20,725	194	20,919	353	1.7%
Brevard	19,838	212	20,050	513	2.6%
Leon	17,952	538	18,490	174	1.0%
Sarasota	17,219	529	17,748	499	2.9%
Seminole	17,145	121	17,266	307	1.8%
Marion	16,835	84	16,919	451	2.7%
Alachua	15,215	155	15,370	122	0.8%
Lake	14,463	164	14,627	288	2.0%
St. Lucie	13,556	66	13,622	393	2.9%
St. Johns	12,115	184	12,299	110	0.9%
Okaloosa	12,162	127	12,289	223	1.8%
Bay	10,877	425	11,302	197	1.8%
Clay	10,681	27	10,708	183	1.7%
Santa Rosa	10,260	122	10,382	121	1.2%
Martin	7,483	105	7,588	206	2.8%
Charlotte	6,930	70	7,000	228	3.3%
Hernando	6,940	41	6,981	264	3.8%
Indian River	6,359	65	6,424	155	2.4%
Citrus	6,321	38	6,359	251	4.0%
Columbia	5,749	23	5,772	116	2.0%
Highlands	4,742	43	4,785	199	4.2%

County	FL resident cases	Non-FL resident cases	Total cases	FL resident deaths	FL death rate
Sumter	4,729	25	4,754	118	2.5%
Walton	4,220	431	4,651	42	1.0%
Jackson	4,426	56	4,482	113	2.6%
Nassau	4,146	300	4,446	66	1.6%
Monroe	3,980	157	4,137	34	0.9%
Suwannee	3,851	26	3,877	93	2.4%
Gadsden	3,791	13	3,804	59	1.6%
Putnam	3,754	9	3,763	69	1.8%
Flagler	3,496	32	3,528	48	1.4%
Hendry	3,180	15	3,195	49	1.5%
Unknown	225	2,837	3,062	0	0.0%
Desoto	2,820	15	2,835	52	1.8%
Baker	2,384	11	2,395	36	1.5%
Okeechobee	2,316	18	2,334	51	2.2%
Bradford	2,083	7	2,090	23	1.1%
Hardee	2,036	8	2,044	20	1.0%
Wakulla	2,000	9	2,009	21	1.1%
Taylor	1,899	4	1,903	25	1.3%
Washington	1,881	17	1,898	30	1.6%
Levy	1,768	9	1,777	19	1.1%
Holmes	1,554	29	1,583	22	1.4%
Madison	1,490	19	1,509	33	2.2%
Union	1,413	0	1,413	65	4.6%
Lafayette	1,412	0	1,412	21	1.5%
Gulf	1,248	16	1,264	27	2.2%
Hamilton	1,200	13	1,213	12	1.0%
Calhoun	1,154	2	1,156	27	2.3%
Dixie	1,079	3	1,082	11	1.0%
Gilchrist	974	0	974	21	2.2%
Jefferson	926	19	945	16	1.7%
Franklin	862	14	876	4	0.5%
Glades	758	2	760	11	1.5%
Liberty	707	1	708	14	2.0%
State-Call Cent	1	4	5	0	0.0%
Total	1,243,118	21,470	1,264,588	21,135	1.7%

COVID-19: characteristics of 1,243,118 Florida resident cases

Data through Dec 25, 2020 verified as of Dec 26, 2020 at 09:25 AM

Data in this report are provisional and subject to change.

The table below includes the cities and counties of residence for cases in Florida residents based on the patient's ZIP Code. Note that city is not always received as part of the initial notification and may be missing while the case is being investigated.

City and county	Cases
Miami, Dade	164,529
Orlando, Orange	53,994
Jacksonville, Duval	53,411
Tampa, Hillsborough	43,517
Hialeah, Dade	39,437
Fort Lauderdale, Broward	29,515
Hollywood, Broward	25,220
West Palm Beach, Palm Beach	19,268
Kissimmee, Osceola	18,308
Naples, Collier	17,282
Tallahassee, Leon	17,056
Homestead, Dade	16,587
Saint Petersburg, Pinellas	15,875
Pensacola, Escambia	15,535
Fort Myers, Lee	14,992
Bradenton, Manatee	13,865
Pompano Beach, Broward	13,620
Boca Raton, Palm Beach	13,525
Ocala, Marion	12,742
Gainesville, Alachua	12,412
Lakeland, Polk	12,301
Sarasota, Sarasota	10,849
Lake Worth, Palm Beach	9,817
Cape Coral, Lee	9,337
Port Saint Lucie, St. Lucie	8,792
Miramar, Broward	8,425
Clearwater, Pinellas	8,240
Miami Beach, Dade	7,919
Boynton Beach, Palm Beach	7,517
Miami Gardens, Dade	7,443
Panama City, Bay	6,987
Coral Springs, Broward	6,866
Saint Augustine, St. Johns	6,550
Doral, Dade	6,520
Melbourne, Brevard	6,114
Winter Haven, Polk	6,022
Lehigh Acres, Lee	5,982
Delray Beach, Palm Beach	5,799
Davie, Broward	5,500
Lake City, Columbia	5,318
Riverview, Hillsborough	5,268
Milton, Santa Rosa	5,221
Coral Gables, Dade	4,977
Sunrise, Broward	4,951
Vero Beach, Indian River	4,889
Fort Pierce, St. Lucie	4,689
Saint Cloud, Osceola	4,648
New Port Richey, Pasco	4,629
Largo, Pinellas	4,571
Daytona Beach, Volusia	4,518
Palm Bay, Brevard	4,382
Orange Park, Clay	4,377
Plantation, Broward	4,271
Apopka, Orange	4,238
Brandon, Hillsborough	4,227
North Miami Beach, Dade	4,165
Spring Hill, Hernando	4,050
Plant City, Hillsborough	4,037

COVID-19: characteristics of 1,243,118 Florida resident cases

Data through Dec 25, 2020 verified as of Dec 26, 2020 at 09:25 AM

Data in this report are provisional and subject to change.

The table below includes the cities and counties of residence for cases in Florida residents based on the patient's ZIP Code. Note that city is not always received as part of the initial notification and may be missing while the case is being investigated.

City and county	Cases
Weston, Broward	3,976
Clermont, Lake	3,865
Jupiter, Palm Beach	3,860
Deerfield Beach, Broward	3,825
Sanford, Seminole	3,752
Miami Lakes, Dade	3,636
Stuart, Martin	3,607
Deltona, Volusia	3,539
Fort Walton Beach, Okaloosa	3,535
Port Charlotte, Charlotte	3,509
Davenport, Polk	3,454
Tamarac, Broward	3,361
Winter Garden, Orange	3,319
Crestview, Okaloosa	3,178
Live Oak, Suwannee	3,078
Opa Locka, Dade	3,058
Land O Lakes, Pasco	3,046
Wesley Chapel, Pasco	3,038
Palmetto, Manatee	3,017
Palm Beach Gardens, Palm Beach	3,012
Coconut Creek, Broward	2,986
Deland, Volusia	2,982
Palm Coast, Flagler	2,921
Margate, Broward	2,880
Winter Park, Orange	2,871
Palm Harbor, Pinellas	2,805
Oviedo, Seminole	2,801
Immokalee, Collier	2,768
Arcadia, Desoto	2,750
Cutler Ridge, Dade	2,736
Wellington, Palm Beach	2,694
Altamonte Springs, Seminole	2,608
Hallandale, Broward	2,577
Venice, Sarasota	2,556
Middleburg, Clay	2,546
Lutz, Hillsborough	2,529
Sebring, Highlands	2,509
Brooksville, Hernando	2,508
Haines City, Polk	2,505
Punta Gorda, Charlotte	2,492
North Port, Sarasota	2,476
Ocoee, Orange	2,355
Bonita Springs, Lee	2,327
Leesburg, Lake	2,316
Okeechobee, Okeechobee	2,308
Pembroke Pines, Broward	2,306
Valrico, Hillsborough	2,284
Seminole, Pinellas	2,254
Port Orange, Volusia	2,240
Key West, Monroe	2,204
Zephyrhills, Pasco	2,180
Lake Worth Beach, Palm Beach	2,177
Saint Johns, St. Johns	2,168
North Lauderdale, Broward	2,157
North Miami, Dade	2,134
Pinellas Park, Pinellas	2,081
Ruskin, Hillsborough	2,076
Ormond Beach, Volusia	2,039
Longwood, Seminole	1,996

COVID-19: characteristics of 1,243,118 Florida resident cases

Data through Dec 25, 2020 verified as of Dec 26, 2020 at 09:25 AM

Data in this report are provisional and subject to change.

The table below includes the cities and counties of residence for cases in Florida residents based on the patient's ZIP Code. Note that city is not always received as part of the initial notification and may be missing while the case is being investigated.

City and county	Cases
Jacksonville Beach, Duval	1,995
Navarre, Santa Rosa	1,969
Quincy, Gadsden	1,945
The Villages, Sumter	1,931
Windermere, Orange	1,927
Niceville, Okaloosa	1,918
Crawfordville, Wakulla	1,820
Dade City, Pasco	1,818
Oakland Park, Broward	1,806
Cantonment, Escambia	1,804
Casselberry, Seminole	1,797
Gulf Breeze, Santa Rosa	1,794
Perry, Taylor	1,779
Cocoa, Brevard	1,778
Bartow, Polk	1,765
Palatka, Putnam	1,756
Hudson, Pasco	1,749
Clewiston, Hendry	1,746
Green Cove Springs, Clay	1,738
Marianna, Jackson	1,688
Panama City Beach, Bay	1,632
Kissimmee, Polk	1,627
Port Richey, Pasco	1,621
North Fort Myers, Lee	1,613
Royal Palm Beach, Palm Beach	1,594
Auburndale, Polk	1,578
Lake Mary, Seminole	1,566
Ponte Vedra Beach, St. Johns	1,565
Inverness, Citrus	1,540
Fernandina Beach, Nassau	1,536
Tarpon Springs, Pinellas	1,534
Lynn Haven, Bay	1,511
Aventura, Dade	1,497
Chipley, Washington	1,490
Defuniak Springs, Walton	1,481
Wimauma, Hillsborough	1,455
Winter Springs, Seminole	1,432
Starke, Bradford	1,415
New Smyrna Beach, Volusia	1,409
Crossings, Dade	1,408
Coconut Grove, Dade	1,408
Titusville, Brevard	1,408
Lake Wales, Polk	1,406
Mayo, Lafayette	1,393
Belle Glade, Palm Beach	1,391
Santa Rosa Beach, Walton	1,390
Missing, Dade	1,385
Merritt Island, Brevard	1,357
Estero, Lee	1,348
Carol City, Dade	1,334
Labelle, Hendry	1,334
Fleming Island, Clay	1,333
Cooper City, Broward	1,327
Parkland, Broward	1,310
Dunedin, Pinellas	1,293
Key Biscayne, Dade	1,286
Loxahatchee, Palm Beach	1,282
Sarasota, Manatee	1,279
Destin, Okaloosa	1,261

COVID-19: characteristics of 1,243,118 Florida resident cases

Data through Dec 25, 2020 verified as of Dec 26, 2020 at 09:25 AM

Data in this report are provisional and subject to change.

The table below includes the cities and counties of residence for cases in Florida residents based on the patient's ZIP Code. Note that city is not always received as part of the initial notification and may be missing while the case is being investigated.

City and county	Cases
Holiday, Pasco	1,255
Avon Park, Highlands	1,232
Palm City, Martin	1,209
Parrish, Manatee	1,205
Wauchula, Hardee	1,190
Eustis, Lake	1,187
Mulberry, Polk	1,176
Biscayne Park, Dade	1,149
Seffner, Hillsborough	1,145
Bonifay, Holmes	1,144
Mount Dora, Lake	1,138
Odessa, Hillsborough	1,135
Tavares, Lake	1,123
Rockledge, Brevard	1,109
Riviera Beach, Palm Beach	1,108
Indiantown, Martin	1,058
Macclenny, Baker	1,058
Lake Butler, Union	1,054
Madison, Madison	1,032
Groveland, Lake	1,016
Graceville, Jackson	1,012
Crystal River, Citrus	1,012
Florida City, Dade	1,002
Century, Escambia	1,000
Orange City, Volusia	989
Maitland, Orange	959
Summerfield, Marion	959
Yulee, Nassau	936
El Portal, Dade	935
Lithia, Hillsborough	922
Lake Placid, Highlands	920
Homosassa, Citrus	919
Dania, Broward	914
Pinecrest, Dade	912
Gibsonton, Hillsborough	888
Dover, Hillsborough	881
Ponte Vedra, St. Johns	877
Everglades National Park, Dade	874
Callahan, Nassau	862
Atlantic Beach, Duval	862
Hobe Sound, Martin	859
Monticello, Jefferson	852
Sanderson, Baker	824
Jasper, Hamilton	823
Apollo Beach, Hillsborough	813
Lady Lake, Lake	806
Pace, Santa Rosa	806
Sebastian, Indian River	801
Blountstown, Calhoun	787
Sun City Center, Hillsborough	782
Alachua, Alachua	779
Oldsmar, Pinellas	777
Palmetto Bay, Dade	777
Palm Springs, Palm Beach	771
Lecanto, Citrus	754
Lantana, Palm Beach	741
South Miami, Dade	735
Coleman, Sumter	730
Dunnellon, Marion	728

COVID-19: characteristics of 1,243,118 Florida resident cases

Data through Dec 25, 2020 verified as of Dec 26, 2020 at 09:25 AM

Data in this report are provisional and subject to change.

The table below includes the cities and counties of residence for cases in Florida residents based on the patient's ZIP Code. Note that city is not always received as part of the initial notification and may be missing while the case is being investigated.

City and county	Cases
North Palm Beach, Palm Beach	728
Havana, Gadsden	721
Debary, Volusia	720
Moore Haven, Glades	713
Uleta, Dade	705
Olympia Heights, Dade	704
Edgewater, Volusia	704
Wewahitchka, Gulf	702
Newberry, Alachua	690
Trenton, Gilchrist	687
Coral, Dade	677
Belleview, Marion	666
Wildwood, Sumter	651
Ellenton, Manatee	647
Jensen Beach, Martin	640
Freeport, Walton	632
Satellite Beach, Brevard	629
Fisher Island, Dade	627
Beverly Hills, Citrus	625
Frostproof, Polk	622
Lauderhill, Broward	621
Williston, Levy	618
Keystone Heights, Clay	617
Fellsmere, Indian River	608
Chattahoochee, Gadsden	606
Hilliard, Nassau	606
Safety Harbor, Pinellas	605
Cross City, Dixie	603
South Bay, Palm Beach	595
Mary Esther, Okaloosa	588
Nokomis, Sarasota	587
Wilton Manors, Broward	585
Bristol, Liberty	581
Pahokee, Palm Beach	580
Shalimar, Okaloosa	571
Key Largo, Monroe	561
Hernando, Citrus	559
Polk City, Polk	558
Lauderdale Lakes, Broward	557
Dunnellon, Citrus	536
Marco Island, Collier	531
Port Saint Joe, Gulf	529
Medley, Dade	526
Bushnell, Sumter	522
Crescent City, Putnam	519
Englewood, Charlotte	507
Lawtey, Bradford	507
Bowling Green, Hardee	503
Glen Saint Mary, Baker	499
Fort Meade, Polk	480
Chiefland, Levy	470
Miramar Beach, Walton	460
Indialantic, Brevard	450
Carrabelle, Franklin	449
Southwest Ranches, Broward	449
Marathon, Monroe	445
Old Town, Dixie	440
Thonotosassa, Hillsborough	437
Sweetwater, Dade	435

COVID-19: characteristics of 1,243,118 Florida resident cases

Data through Dec 25, 2020 verified as of Dec 26, 2020 at 09:25 AM

Data in this report are provisional and subject to change.

The table below includes the cities and counties of residence for cases in Florida residents based on the patient's ZIP Code. Note that city is not always received as part of the initial notification and may be missing while the case is being investigated.

City and county	Cases
Englewood, Sarasota	430
Neptune Beach, Duval	429
Interlachen, Putnam	425
Spring Hill, Pasco	422
Cocoa Beach, Brevard	418
Sneads, Jackson	410
Jacksonville, St. Johns	405
High Springs, Alachua	403
Bronson, Levy	402
Lake Alfred, Polk	400
Sorrento, Lake	400
Minneola, Lake	393
Fruitland Park, Lake	388
Fort Myers Beach, Lee	387
Trinity, Pasco	385
Fort White, Columbia	383
Belle Isle, Orange	383
Centerville, Leon	376
Florida State University, Leon	375
Baker, Okaloosa	361
West Melbourne, Brevard	356
Clearwater Beach, Pinellas	349
Cottdale, Jackson	340
Mascotte, Lake	333
Raiford, Union	329
Palm Beach, Palm Beach	327
Gulfport, Pinellas	322
Oakland, Orange	319
Umatilla, Lake	318
Zolfo Springs, Hardee	309
Weeki Wachee, Hernando	302
Bunnell, Flagler	302
Rotunda West, Charlotte	298
Citra, Marion	293
Midway, Gadsden	292
Malone, Jackson	292
Silver Springs, Marion	292
Myakka City, Manatee	283
Hawthorne, Alachua	278
Lehigh, Lee	275
Branford, Suwannee	274
Youngstown, Bay	273
South Daytona, Volusia	271
Oxford, Sumter	267
Bell, Gilchrist	266
Molino, Escambia	264
Tavernier, Monroe	264
Haverhill, Palm Beach	263
Jay, Santa Rosa	259
Melbourne Beach, Brevard	255
Pierson, Volusia	255
Ocklawaha, Marion	253
De Leon Springs, Volusia	252
Altha, Calhoun	248
Surfside, Dade	248
Alva, Lee	246
Flagler Beach, Flagler	246
Winter Park, Seminole	243
Celebration, Osceola	238

COVID-19: characteristics of 1,243,118 Florida resident cases

Data through Dec 25, 2020 verified as of Dec 26, 2020 at 09:25 AM

Data in this report are provisional and subject to change.

The table below includes the cities and counties of residence for cases in Florida residents based on the patient's ZIP Code. Note that city is not always received as part of the initial notification and may be missing while the case is being investigated.

City and county	Cases
Cape Canaveral, Brevard	237
Indian Harbour Beach, Brevard	233
Jennings, Hamilton	231
Grand Ridge, Jackson	231
Osprey, Sarasota	231
Orlando, Osceola	229
Lake Park, Palm Beach	229
Holly Hill, Volusia	225
Greenville, Madison	225
East Palatka, Putnam	224
Hastings, St. Johns	223
Apalachicola, Franklin	223
Mims, Brevard	223
Ave Maria, Collier	222
Archer, Alachua	221
Eagle Lake, Polk	218
Dundee, Polk	217
Tequesta, Palm Beach	207
Vernon, Washington	206
O Brien, Suwannee	206
Floral City, Citrus	203
Westville, Holmes	202
Greenwood, Jackson	201
Chuluota, Seminole	200
Bal Harbour, Dade	199
Gotha, Orange	198
Kenneth City, Pinellas	198
Montverde, Lake	195
Webster, Sumter	192
Orlando, Seminole	192
Melrose, Putnam	191
Bay Harbor Islands, Dade	189
Edgewood, Orange	188
West Miami, Dade	184
Missing, Lee	183
Missing, Orange	181
Satsuma, Putnam	179
San Antonio, Pasco	177
Eastpoint, Franklin	176
Valparaiso, Okaloosa	174
South Pasadena, Pinellas	173
Missing, Volusia	173
Gretna, Gadsden	172
Grand Island, Lake	171
Elkton, St. Johns	171
Ponce De Leon, Holmes	169
Indian Rocks Beach, Pinellas	166
Malabar, Brevard	166
Eglin Air Force Base, Okaloosa	163
Laurel Hill, Okaloosa	162
Lee, Madison	161
Bryceville, Nassau	161
Sebastian, Brevard	158
Reddick, Marion	157
Orlando, Dade	157
Belleair, Pinellas	151
Southport, Bay	151
Missing, Santa Rosa	150
Alafaya, Orange	145

COVID-19: characteristics of 1,243,118 Florida resident cases

Data through Dec 25, 2020 verified as of Dec 26, 2020 at 09:25 AM

Data in this report are provisional and subject to change.

The table below includes the cities and counties of residence for cases in Florida residents based on the patient's ZIP Code. Note that city is not always received as part of the initial notification and may be missing while the case is being investigated.

City and county	Cases
Fort Mccooy, Marion	145
White Springs, Hamilton	145
Wellborn, Suwannee	144
Lake Panasoffkee, Sumter	144
Inlet Beach, Walton	141
Azalea Park, Orange	140
Apopka, Seminole	137
Clair-Mel City, Hillsborough	137
Geneva, Seminole	137
University Of Miami, Dade	132
Orlando, Polk	132
Mcdavid, Escambia	131
Alford, Jackson	130
Anthony, Marion	130
Missing, Brevard	128
Sanibel, Lee	128
Saint James City, Lee	128
Morrison, Levy	127
Holmes Beach, Manatee	126
Lakewood Ranch, Manatee	126
Hiawassee, Orange	126
Hallandale Beach, Broward	123
Fountain, Bay	123
Greenacres, Palm Beach	122
Summerland Key, Monroe	122
Mcalpin, Suwannee	121
Howey-In-The-Hills, Lake	120
Kindred, Osceola	120
Juno Beach, Palm Beach	120
Weirsdale, Marion	118
Longboat Key, Manatee	116
Orlando, Broward	115
Micanopy, Alachua	114
Zellwood, Orange	113
Hosford, Liberty	112
Missing, Palm Beach	111
Center Hill, Sumter	111
Astatula, Lake	110
Matlacha, Lee	110
Bokeelia, Lee	109
Lockhart, Orange	108
Islamorada, Monroe	107
Caryville, Washington	106
Bay Lake, Orange	105
Missing, Marion	105
Pomona Park, Putnam	104
Poinciana, Polk	103
Lauderdale By The Sea, Broward	103
Fern Park, Seminole	103
Orlando, Volusia	102
Orlando, Hillsborough	101
Babson Park, Polk	101
Madeira Beach, Pinellas	100
Viera, Brevard	98
South Fort Myers, Lee	97
Carrollwood, Hillsborough	97
Holt, Okaloosa	95
Odessa, Pasco	94
The Villages, Lake	94

COVID-19: characteristics of 1,243,118 Florida resident cases

Data through Dec 25, 2020 verified as of Dec 26, 2020 at 09:25 AM

Data in this report are provisional and subject to change.

The table below includes the cities and counties of residence for cases in Florida residents based on the patient's ZIP Code. Note that city is not always received as part of the initial notification and may be missing while the case is being investigated.

City and county	Cases
Lake Helen, Volusia	91
Atlantis, Palm Beach	91
Mangonia Park, Palm Beach	90
Steinhatchee, Taylor	90
Missing, Duval	87
Cloud Lake, Palm Beach	86
Sopchoppy, Wakulla	86
University Of FI, Alachua	86
Grant-Valkaria, Brevard	84
Missing, St. Johns	84
Oak Hill, Volusia	82
Big Pine Key, Monroe	82
Temple Terrace, Hillsborough	82
Placida, Charlotte	80
Citrus Springs, Citrus	80
Hypoluxo, Palm Beach	80
Altoona, Lake	79
Osteen, Volusia	79
Seville, Volusia	79
Sumterville, Sumter	78
Missing, Pinellas	78
Missing, Collier	78
Lady Lake, Sumter	77
Maitland, Seminole	76
Missing, Broward	76
Golden Beach, Dade	76
F M, Lee	76
Hollister, Putnam	75
Rocky Point, Hillsborough	75
Panacea, Wakulla	73
Cutler Bay, Dade	73
Clarksville, Calhoun	73
Buena Ventura Lakes, Osceola	72
Orlando, Palm Beach	72
Orlando, Lake	71
Avon Park, Polk	71
Lake Hamilton, Polk	70
Waldo, Alachua	70
Baldwin, Duval	69
Belleair Beach, Pinellas	68
Brooker, Bradford	68
Christmas, Orange	68
Lutz, Pasco	68
Hampton, Bradford	67
San Mateo, Putnam	67
Kendall, Dade	66
Missing, Pasco	66
Lamont, Jefferson	65
Hurlburt Field, Okaloosa	64
Dinsmore, Duval	64
Callaway, Bay	64
University Of Central Florida, Orange	64
Ponce Inlet, Volusia	63
Bascom, Jackson	63
Air Mail Facility, Dade	62
Inglis, Levy	61
Palma Ceia, Hillsborough	61
Stock Island, Monroe	61
Tierra Verde, Pinellas	61

COVID-19: characteristics of 1,243,118 Florida resident cases

Data through Dec 25, 2020 verified as of Dec 26, 2020 at 09:25 AM

Data in this report are provisional and subject to change.

The table below includes the cities and counties of residence for cases in Florida residents based on the patient's ZIP Code. Note that city is not always received as part of the initial notification and may be missing while the case is being investigated.

City and county	Cases
University Of South Florida, Hillsborough	60
Florahome, Putnam	60
Paisley, Lake	59
The Villages, Marion	58
Harmony, Osceola	58
Barefoot Bay, Brevard	58
Lighthouse Point, Broward	58
Ochopee, Collier	57
Astor, Lake	57
Bonita Beach, Lee	57
Crystal Beach, Pinellas	57
Eatonville, Orange	57
Bradenton Beach, Manatee	56
Missing, Escambia	56
Pinetta, Madison	54
Lorida, Highlands	53
Greensboro, Gadsden	52
Welaka, Putnam	52
Ocean Ridge, Palm Beach	51
Fort Denaud, Hendry	49
Patrick Air Force Base, Brevard	49
Orlando, Brevard	48
Princeton, Dade	48
Canal Point, Palm Beach	48
Boca Grande, Lee	45
Georgetown, Putnam	45
Missing, Citrus	45
Saint Pete Beach, Pinellas	45
West Park, Broward	44
Sunny Isles Beach, Dade	44
Fruit Cove, St. Johns	44
Florida Gulf Coast Univ, Lee	43
Felda, Hendry	43
Campbellton, Jackson	43
North Venice, Sarasota	41
Tyndall Air Force Base, Bay	41
Orlando, Pinellas	41
Yalaha, Lake	41
Kathleen, Polk	40
Barry University, Dade	40
Destin, Walton	40
Cinco Bayou, Okaloosa	39
Palm Beach Shores, Palm Beach	39
University Of Tampa, Hillsborough	39
Walnut Hill, Escambia	38
Sewalls Point, Martin	38
Manalapan, Palm Beach	38
North Redington Beach, Pinellas	38
Missing, Hernando	38
Missing, Lake	38
Missing, Hillsborough	37
Anna Maria, Manatee	37
Cedar Key, Levy	36
Orlando, Leon	35
Treasure Island, Pinellas	34
Village Of Wellington, Palm Beach	34
Dania Beach, Broward	34
Flemington, Marion	34
Missing, Clay	34

COVID-19: characteristics of 1,243,118 Florida resident cases

Data through Dec 25, 2020 verified as of Dec 26, 2020 at 09:25 AM

Data in this report are provisional and subject to change.

The table below includes the cities and counties of residence for cases in Florida residents based on the patient's ZIP Code. Note that city is not always received as part of the initial notification and may be missing while the case is being investigated.

City and county	Cases
Heathrow, Seminole	33
Reunion, Osceola	33
Saint Leo, Pasco	32
Singer Island, Palm Beach	32
Cudjoe Key, Monroe	32
Ebro, Washington	32
Aloma, Orange	32
Missing, Seminole	32
Micco, Brevard	32
Northdale, Hillsborough	32
Ona, Hardee	31
Lake Suzy, Desoto	31
Intercession City, Osceola	31
Eaton Park, Polk	31
Terra Ceia, Manatee	31
Bellview, Escambia	30
Highland Beach, Palm Beach	30
Miami Springs, Dade	30
Naranja, Dade	29
Okahumpka, Lake	28
Highland City, Polk	28
Salt Springs, Marion	28
Palm Shores, Brevard	28
Town N Country, Hillsborough	27
Kenansville, Osceola	27
Miami, Unknown	27
Bonita Springs, Collier	27
Gulf Breeze, Escambia	27
Hialeah Gardens, Dade	26
Florida State, Leon	26
Enterprise, Volusia	26
Bay Pines, Pinellas	26
Missing, Nassau	26
Miromar Lakes, Lee	26
Waverly, Polk	26
Winter Garden, Lake	25
Univ Of Fl Student Dorms, Alachua	25
South Miami Heights, Dade	25
Missing, Manatee	25
Jupiter, Martin	25
Kinard, Calhoun	25
Bagdad, Santa Rosa	25
Labelle, Glades	24
Missing, Martin	24
South Palm Beach, Palm Beach	24
Orlando, Pasco	24
Pensacola Beach, Santa Rosa	24
Missing, Okaloosa	23
Orlando, Duval	23
Nocatee, Desoto	23
North Bay Village, Dade	22
Missing, Sumter	22
Miami Shores, Dade	22
Mexico Beach, Bay	22
Key Colony Beach, Monroe	22
Lulu, Columbia	22
Florida Dept Of Corrections, Union	22
Santa Fe, Alachua	22
University Of Central Fl, Orange	22

COVID-19: characteristics of 1,243,118 Florida resident cases

Data through Dec 25, 2020 verified as of Dec 26, 2020 at 09:25 AM

Data in this report are provisional and subject to change.

The table below includes the cities and counties of residence for cases in Florida residents based on the patient's ZIP Code. Note that city is not always received as part of the initial notification and may be missing while the case is being investigated.

City and county	Cases
Tioga, Alachua	22
Penney Farms, Clay	21
Pasadena, Pinellas	21
Florida A And M University, Leon	21
Bayonet Point, Pasco	21
City Of Sunrise, Broward	21
Missing, Indian River	21
La Crosse, Alachua	20
Fort Lauderdale, Dade	20
Orlando, Marion	20
Ponte Vedra, Duval	19
Tice, Lee	19
Tangerine, Orange	19
Sun City, Hillsborough	19
Hawthorne, Putnam	19
Balm, Hillsborough	19
Missing, Polk	19
Horseshoe Beach, Dixie	18
Homosassa Springs, Citrus	18
Babcock Ranch, Lee	18
Florida International Univ, Dade	18
Stetson University, Volusia	18
Village Wellington, Palm Beach	18
University Of Central Florida, Broward	18
Palmdale, Glades	18
Perdido Key, Escambia	17
Sydney, Hillsborough	17
Florence Villa, Polk	17
Hallandale Beach, Broward	17
Green Acres, Palm Beach	17
Goulds, Dade	17
Dowling Park, Suwannee	17
Duette, Manatee	17
Apopka, Lake	17
Chokoloskee, Collier	17
Bonifay, Washington	17
Indian Lake Estates, Polk	17
Lacoochee, Pasco	17
Orlando, Alachua	17
New Smyrna, Volusia	16
Little Torch Key, Monroe	16
City Of Westlake, Palm Beach	16
Cortez, Manatee	16
Siesta Key, Sarasota	16
West Panama City Beach, Bay	16
Poinciana, Osceola	16
Venus, Highlands	15
Branford, Lafayette	15
Maitland, Volusia	15
Missing, St. Lucie	15
Mcintosh, Marion	15
Orange Lake, Marion	14
Ocoee, Lake	14
Mango, Hillsborough	14
Loughman, Polk	14
Candler, Marion	14
Caryville, Holmes	14
Bradley, Polk	14
Champions Gate, Polk	14

COVID-19: characteristics of 1,243,118 Florida resident cases

Data through Dec 25, 2020 verified as of Dec 26, 2020 at 09:25 AM

Data in this report are provisional and subject to change.

The table below includes the cities and counties of residence for cases in Florida residents based on the patient's ZIP Code. Note that city is not always received as part of the initial notification and may be missing while the case is being investigated.

City and county	Cases
Goodland, Collier	14
Village Of Palmetto Bay, Dade	14
Sparr, Marion	14
Sugarloaf Key, Monroe	14
University Of Central Fl, Hillsborough	14
Paxton, Walton	14
Orlando, Manatee	14
Saint Marks, Wakulla	14
Ridge Manor, Pasco	14
Yankeetown, Levy	14
Winter Park, Polk	14
Orlando, Lee	13
Graceville, Holmes	13
Crystal Springs, Pasco	13
Bostwick, Putnam	13
Long Key, Monroe	13
Maitland, Polk	13
Orlando, Flagler	13
Miami, Broward	13
Maitland, Osceola	12
Homeland, Polk	12
Alturas, Polk	12
Earleton, Alachua	12
Eloise, Polk	12
Pembroke Park, Broward	12
Parker, Bay	12
Tallevast, Manatee	12
Wabasso, Indian River	12
Westchase, Hillsborough	12
Wewahitchka, Calhoun	12
White Springs, Columbia	12
Zellwood, Lake	12
Unknown, Dade	11
Plymouth, Orange	11
Saint Johns, Duval	11
Greenville, Taylor	11
Hernando Beach, Hernando	11
Florida International University, Dade	11
Fort Ogden, Desoto	11
Bayshore Gardens, Manatee	11
Bonaventure, Broward	11
Buckingham, Lee	11
Hollywood, Dade	11
Jensen Beach, St. Lucie	11
Mexico Beach, Gulf	11
Mount Dora, Orange	11
Murdock, Charlotte	10
Missing, Osceola	10
Jacksonville, Unknown	10
Holder, Citrus	10
Lake City, Suwannee	10
Lealman, Pinellas	10
Apopka, Volusia	10
Golden Oak, Orange	10
Gulf Stream, Palm Beach	10
Gulf Hammock, Levy	10
Everglades City, Collier	10
Saint George Island, Franklin	10
Rosemary Beach, Walton	10

COVID-19: characteristics of 1,243,118 Florida resident cases

Data through Dec 25, 2020 verified as of Dec 26, 2020 at 09:25 AM

Data in this report are provisional and subject to change.

The table below includes the cities and counties of residence for cases in Florida residents based on the patient's ZIP Code. Note that city is not always received as part of the initial notification and may be missing while the case is being investigated.

City and county	Cases
Passport, Unknown	10
Wausau, Washington	10
Wahneta, Polk	10
Telogia, Liberty	10
Woodville, Leon	10
Trilby, Pasco	9
Union Park, Orange	9
Steinhatchee, Dixie	9
Shady Hills, Pasco	9
University Park, Manatee	9
Pensacola Beach, Escambia	9
Perrine, Dade	9
Pine Hills, Orange	9
Orlando, Okaloosa	9
Palma Sola, Manatee	9
Durant, Hillsborough	9
Gonzalez, Escambia	9
Fort Charlotte, Charlotte	9
Archer, Levy	9
Cottdale, Washington	9
Leisure City, Dade	9
Laud-By-The-Sea, Broward	9
Laurel Hill, Walton	9
Lamont, Madison	9
Lowell, Marion	9
Long Boat Key, Manatee	9
Indian River Shores, Indian River	9
Orlando, Escambia	9
Nichols, Polk	8
Maxville, Duval	8
Jerome, Collier	8
Maitland, Hillsborough	8
Lakeshore, Polk	8
Florida State Univ Admin, Leon	8
Graham, Bradford	8
Hialeah, Unknown	8
Fanning Springs, Gilchrist	8
Ferndale, Lake	8
Orlando, St. Lucie	8
Pine Castle, Orange	8
Ramrod Key, Monroe	8
Rubonia, Manatee	8
Webster, Hernando	8
Westlake, Palm Beach	8
Trenton, Levy	8
University Of Central Fl, Martin	7
Suwannee, Dixie	7
West Delray Beach, Palm Beach	7
Watersound, Walton	7
Saint Lucie West, St. Lucie	7
Orlando, Sarasota	7
Otter Creek, Levy	7
Evinston, Alachua	7
Dade City, Hernando	7
Forest City, Seminole	7
Choctaw Beach, Okaloosa	7
Brooksville, Pasco	7
Lake Como, Putnam	7
Lake Monroe, Seminole	7

COVID-19: characteristics of 1,243,118 Florida resident cases

Data through Dec 25, 2020 verified as of Dec 26, 2020 at 09:25 AM

Data in this report are provisional and subject to change.

The table below includes the cities and counties of residence for cases in Florida residents based on the patient's ZIP Code. Note that city is not always received as part of the initial notification and may be missing while the case is being investigated.

City and county	Cases
Maitland, Lake	7
Missing, Columbia	7
Mount Plymouth, Lake	7
Nalcrest, Polk	7
N/A, Unknown	6
Morriston, Marion	6
Orchid, Indian River	6
Ocoee, Osceola	6
Missing, Holmes	6
Missing, Bay	6
Missing, Walton	6
Mayport Naval Station, Duval	6
Lake Butler, Bradford	6
Hutchinson Island, St. Lucie	6
Indian Creek Village, Dade	6
Innovation, Pasco	6
Hillsboro Beach, Broward	6
Belleair Bluffs, Pinellas	6
Forest City, Orange	6
Ozona, Pinellas	6
Palm City, St. Lucie	6
Orlando, St. Johns	6
Orlando, Hernando	6
Ponce De Leon, Walton	6
Sea Ranch Lakes, Broward	6
Redington Beach, Pinellas	6
Redington Shores, Pinellas	6
Port Saint John, Brevard	6
Virginia Gardens, Dade	6
Switzerland, St. Johns	6
Stuart, St. Lucie	5
White City, Gulf	5
Westchester, Dade	5
Windermere, Alachua	5
Psi, Unknown	5
Putnam Hall, Putnam	5
Quail Heights, Dade	5
Roseland, Indian River	5
River Ranch, Polk	5
Salem, Taylor	5
Pine Ridge, Citrus	5
Pass, Unknown	5
Ybor City, Hillsborough	5
Winter Garden, Osceola	5
Winter Garden, Seminole	5
Winter Park, Broward	5
Cypress, Jackson	5
Daytona Beach Shores, Volusia	5
Deer Island, Lake	5
East Lake, Marion	5
Duck Key, Monroe	5
Eatonville, Polk	5
Ebro, Bay	5
Basinger, Okeechobee	5
Beverly Beach, Flagler	5
Aripeka, Pasco	5
Apopka, Broward	5
Braden River, Manatee	5
Citrus Hills, Citrus	5

COVID-19: characteristics of 1,243,118 Florida resident cases

Data through Dec 25, 2020 verified as of Dec 26, 2020 at 09:25 AM

Data in this report are provisional and subject to change.

The table below includes the cities and counties of residence for cases in Florida residents based on the patient's ZIP Code. Note that city is not always received as part of the initial notification and may be missing while the case is being investigated.

City and county	Cases
High Springs, Gilchrist	5
Kissimmee, Orange	5
Lakewood Ranch, Sarasota	5
Longboat Key, Sarasota	5
Los Angeles, Dade	5
Missing, Leon	5
Missing, Putnam	5
Orange Springs, Marion	5
Orlando, Charlotte	5
Orlando, Collier	5
Missing, Unknown	5
Niceville, Walton	5
Newberry, Gilchrist	4
Naples, Lee	4
Orlando, Columbia	4
Orlando, Bay	4
Orlando, Citrus	4
Oneco, Manatee	4
Okeechobee, Osceola	4
Missing, Sarasota	4
Missing, Monroe	4
Missing, Taylor	4
Missing, Alachua	4
Milton, Escambia	4
Missing, Highlands	4
Missing, Hendry	4
Missing, Flagler	4
Mayport, Duval	4
Miami Gardens, Unknown	4
Miccosukee, Leon	4
Loxahatchee Groves, Palm Beach	4
Live Oak, Madison	4
Lloyd, Jefferson	4
Maitland, Leon	4
Lake Buena Vista, Orange	4
Kingsley Lake, Bradford	4
Keystone Heights, Bradford	4
Inlet Beach, Bay	4
International Service Center, Dade	4
Indian Shores, Pinellas	4
Clewiston, Palm Beach	4
Briny Breezes, Palm Beach	4
Alafaya, Broward	4
Barberville, Volusia	4
Fairfield, Marion	4
Elfers, Pasco	4
Fernandina, Nassau	4
Davenport, Osceola	4
Cross Creek, Alachua	4
Fort Lauderdale, Palm Beach	4
Goldenrod, Seminole	4
Glen Ridge, Palm Beach	4
Ft Pierce, St. Lucie	4
Grandin, Putnam	4
Grant Valkaria, Brevard	4
Grove City, Charlotte	4
Pensacola, Unknown	4
Orlando, Highlands	4
Orlando, Santa Rosa	4

COVID-19: characteristics of 1,243,118 Florida resident cases

Data through Dec 25, 2020 verified as of Dec 26, 2020 at 09:25 AM

Data in this report are provisional and subject to change.

The table below includes the cities and counties of residence for cases in Florida residents based on the patient's ZIP Code. Note that city is not always received as part of the initial notification and may be missing while the case is being investigated.

City and county	Cases
Saint Augustine, Duval	4
Seacrest, Walton	4
Windermere, Leon	4
Williston, Marion	4
West Bradenton, Manatee	4
Wakulla Springs, Wakulla	4
University Of Central Florida, Brevard	4
Valkaria, Brevard	4
Shady Grove, Taylor	4
Sugarloaf, Monroe	3
Sunny Hills, Washington	3
Tampa, Pinellas	3
University Of Central Fl, Seminole	3
Umatilla, Marion	3
University Of Central Florida, Palm Beach	3
University Of Central Florida, Pinellas	3
Upper Key Largo, Monroe	3
Vernon, Bay	3
Village Of Golf, Palm Beach	3
Vero Beach, St. Lucie	3
Westville, Walton	3
Wildlight, Nassau	3
Windermere, Palm Beach	3
Windermere, Seminole	3
Seacrest, Bay	3
San Carlos Park, Lee	3
San Fernando, Unknown	3
Saint Augusaintine Beach, St. Johns	3
Saint Augustine Beach, St. Johns	3
Samoset, Manatee	3
Port Salerno, Martin	3
Pp, Unknown	3
Orlando, Martin	3
Orlando, Nassau	3
Orlando, Indian River	3
Orlando, Jackson	3
Orlando, Union	3
Pompano Beach, Palm Beach	3
Point Washington, Walton	3
Winter Garden, Polk	3
Winter Park, Brevard	3
Winter Park, Alachua	3
Winter Garden, Leon	3
Winter Park, Leon	3
Winter Park, Osceola	3
Winter Park, Lake	3
Worthington Springs, Union	3
Glenwood, Volusia	3
Hallandale Beach, Unknown	3
Fpo, Duval	3
Cypress Gardens, Polk	3
Day, Lafayette	3
Deerfield Beach, Palm Beach	3
Fernandina Beach, Duval	3
Eau Gallie, Brevard	3
Eglin, Okaloosa	3
El Jobean, Charlotte	3
Bayou George, Bay	3
Babcock Ranch, Charlotte	3

COVID-19: characteristics of 1,243,118 Florida resident cases

Data through Dec 25, 2020 verified as of Dec 26, 2020 at 09:25 AM

Data in this report are provisional and subject to change.

The table below includes the cities and counties of residence for cases in Florida residents based on the patient's ZIP Code. Note that city is not always received as part of the initial notification and may be missing while the case is being investigated.

City and county	Cases
Blountstown, Liberty	3
Bella Collina, Lake	3
Alys Beach, Bay	3
Apopka, Dade	3
Apopka, Hillsborough	3
Apopka, Osceola	3
Bristol, Calhoun	3
Branford, Gilchrist	3
Brewton, Escambia	3
Bonifay, Jackson	3
Bowling Green, Polk	3
Captiva, Lee	3
Conch Key, Monroe	3
Citrus Ridge, Indian River	3
Clarcona, Orange	3
Chicago, Lee	3
Inglis, Citrus	3
Indian Rock Beach, Pinellas	3
Jacksonville Naval Air Station, Duval	3
Hollywood, Unknown	3
Holt, Santa Rosa	3
Kissimmee, Unknown	3
Labelle, Lee	3
Jacksonville, Clay	3
Johns Pass Village, Pinellas	3
Jonesville, Alachua	3
Julington Creek, St. Johns	3
Lamont, Taylor	3
Lynbrook, Broward	3
Maitland, Pasco	3
Margate, Unknown	3
Mims, Volusia	3
Miami Gardens, Broward	3
Mayport Naval Housing, Duval	3
Melrose, Bradford	3
Missing, Calhoun	3
Missing, Washington	3
Monticello, Madison	3
Ocoee, Broward	3
Orange Park, Duval	3
Nobleton, Hernando	3
North Fort Myers, Charlotte	3
None, Dade	2
North Port, Charlotte	2
Naples, Broward	2
New Port Richey, Hillsborough	2
Moore Haven, Hendry	2
Okeechobee, Lake	2
Oklawaha, Marion	2
Olustee, Baker	2
Ocoee, Duval	2
Ocean Breeze, Martin	2
Ocean Reef Club, Monroe	2
Oakland Park, Unknown	2
Ocoee, Leon	2
Miami, Palm Beach	2
Milligan, Okaloosa	2
Miramar, Dade	2
Miramar, Unknown	2

COVID-19: characteristics of 1,243,118 Florida resident cases

Data through Dec 25, 2020 verified as of Dec 26, 2020 at 09:25 AM

Data in this report are provisional and subject to change.

The table below includes the cities and counties of residence for cases in Florida residents based on the patient's ZIP Code. Note that city is not always received as part of the initial notification and may be missing while the case is being investigated.

City and county	Cases
Missing, Jackson	2
Melrose, Clay	2
Marysville, Dade	2
Mesa, Unknown	2
Miami, Martin	2
Maitland, Palm Beach	2
Madison, Unknown	2
Ludlam, Dade	2
Lutz, Pinellas	2
Lockhart, Seminole	2
Long Beach, Orange	2
Longview, Dade	2
Los Angeles, Broward	2
Los Angeles, Okaloosa	2
Longwood, Unknown	2
Lanark Village, Franklin	2
Land O Lakes, Hillsborough	2
Lakeland, Hillsborough	2
Lakeland, Unknown	2
Lake Geneva, Clay	2
Lake Harbor, Palm Beach	2
Laurel, Sarasota	2
Lecanto, Marion	2
Lauderhill, Unknown	2
Lawtey, Union	2
Jupiter Island, Martin	2
Jacksonville, Dade	2
Jacksonville, Nassau	2
Labelle, Collier	2
Highland Park, Polk	2
Jacksonville Naval Hospital, Duval	2
Jacksonville, Alachua	2
Immokalee, Lee	2
Claysville, Hernando	2
Coconut Creek, Unknown	2
Copeland, Collier	2
Crawfordville, Leon	2
Crescent Beach, Sarasota	2
Clermont, Polk	2
Carl Fisher, Dade	2
Cape Haze, Charlotte	2
Cassadaga, Volusia	2
Boynton Beach, Broward	2
Apopka, Marion	2
Apopka, Duval	2
Apopka, Flagler	2
Amelia City, Nassau	2
000000, Unknown	2
Alford, Washington	2
Alligator Point, Franklin	2
Alligator Point, Wakulla	2
Apopka, Sarasota	2
Eatonville, Lake	2
Dunnellon, Levy	2
East Rockland Key, Monroe	2
Dade City, Unknown	2
Cross Key, Monroe	2
Cross City, Taylor	2
Crestview, Walton	2

COVID-19: characteristics of 1,243,118 Florida resident cases

Data through Dec 25, 2020 verified as of Dec 26, 2020 at 09:25 AM

Data in this report are provisional and subject to change.

The table below includes the cities and counties of residence for cases in Florida residents based on the patient's ZIP Code. Note that city is not always received as part of the initial notification and may be missing while the case is being investigated.

City and county	Cases
Fort Walton Beach, Walton	2
Fort Pierce, Martin	2
Gibsonia, Polk	2
Fort Lauderdale, Unknown	2
Fort Lauderdale, Alachua	2
Florida Power & Light Co, Dade	2
Haines Creek, Lake	2
Hialeah, Broward	2
Green Cove Springs, Duval	2
Greenville, Jefferson	2
Yeehaw, Okeechobee	2
Woodside, Broward	2
Winter Park, Highlands	2
Winter Park, Hillsborough	2
Winter Park, St. Johns	2
Winter Park, Volusia	2
Winter Park, Collier	2
Winter Park, Dade	2
Winter Park, Duval	2
Pompano Beach, Unknown	2
Pass, Dade	2
Panama City, Unknown	2
Orlando, Unknown	2
Ormond Beach, Flagler	2
Orlando, Holmes	2
Orlando, Sumter	2
Portland, Unknown	2
Punta Gorda, Lee	2
Pp, Dade	2
Provo, Broward	2
Port Saint Lucie, Martin	2
Port Canaveral, Brevard	2
Port Charlotte, Unknown	2
Saint Petersburg, Hillsborough	2
Saint Marys, Nassau	2
Sand Lake, Orange	2
Scottsmeer, Brevard	2
Sebring, Desoto	2
Seguin, Unknown	2
Windermere, Osceola	2
Windermere, Polk	2
Winter Garden, Hillsborough	2
Winter Garden, Brevard	2
Winter Garden, Broward	2
Winter Garden, Dade	2
Windermere, Hillsborough	2
Windermere, Lake	2
West Palm Beach, Dade	2
Vero Beach, Unknown	2
Wacissa, Jefferson	2
Venice, Dade	2
Wauchula, Desoto	2
University Of Central Fl, Dade	2
University Of Central Florida, Lee	2
University Of Central Fl, Broward	2
University Of Central Fl, Osceola	2
Tampa, Broward	2
Tampa, Hernando	2
Tangerine, Lake	2

COVID-19: characteristics of 1,243,118 Florida resident cases

Data through Dec 25, 2020 verified as of Dec 26, 2020 at 09:25 AM

Data in this report are provisional and subject to change.

The table below includes the cities and counties of residence for cases in Florida residents based on the patient's ZIP Code. Note that city is not always received as part of the initial notification and may be missing while the case is being investigated.

City and county	Cases
Tarpon Springs, Pasco	2
Sunrise, Unknown	2
Seven Springs, Pasco	2
Seybold, Dade	1
Sharpes, Brevard	1
Shirley, Flagler	1
Sorrento, Orange	1
Soldotna, Broward	1
Spring Hill , Hernando	1
Starke, Clay	1
Steinhatchee, Alachua	1
Springhill, Unknown	1
St Cloud, Orange	1
St Peterburg, Orange	1
South Burlington, Orange	1
South Otselic, Dade	1
Sunrtise, Dade	1
Surfside Beach, Orange	1
Sun City Center, Lee	1
Syracuse, Polk	1
Syracuse, Unknown	1
Tallahassee, Dade	1
Tallahassee, Duval	1
Surprise, Unknown	1
Suitland, Volusia	1
Sumatra, Liberty	1
Sun City Center, Hardee	1
Summerfield, Unknown	1
Stone Mountain, Palm Beach	1
Steinhatchee, Madison	1
Stiamk, Dade	1
Telluride, Lee	1
Tavares, Orange	1
Tavares, Unknown	1
Tewksbury, Orange	1
Temple, Palm Beach	1
Tampa, Manatee	1
Tampa, Palm Beach	1
Tampa, Unknown	1
Tangerine, Seminole	1
Tallahassee, Madison	1
Tamarac, Dade	1
Tampa Palms, Hillsborough	1
University Of Central Fl, Pasco	1
University Of Central Fl, Pinellas	1
University Of Central Fl, St. Johns	1
University Of Central Fl, Clay	1
Uknown, Unknown	1
Tulsa, Orange	1
Twentynine Palms, Broward	1
Town Of Nocatee, St. Johns	1
Trenton, Dixie	1
Tinley Park, Lee	1
Toms River, Dade	1
Toms River, Lee	1
Tourist, Dade	1
University Of Central Florida, Monroe	1
University Of Central Florida, Dade	1
University Of Central Florida, Duval	1

COVID-19: characteristics of 1,243,118 Florida resident cases

Data through Dec 25, 2020 verified as of Dec 26, 2020 at 09:25 AM

Data in this report are provisional and subject to change.

The table below includes the cities and counties of residence for cases in Florida residents based on the patient's ZIP Code. Note that city is not always received as part of the initial notification and may be missing while the case is being investigated.

City and county	Cases
University Of Central Florida, Hillsborough	1
Unk, Duval	1
Unkn, Duval	1
Unknown, Duval	1
Unknown, Manatee	1
Unknown, Orange	1
Vernon, Unknown	1
Vernon, Walton	1
Vero Beach, Brevard	1
Ventura, Orange	1
Venetian Islands, Dade	1
Venezuela, Unknown	1
Waipahu, Santa Rosa	1
Wayne, Dade	1
Webster, Pasco	1
Wekiva Springs, Seminole	1
Weirsdale, Lake	1
Ward, Polk	1
Washington, Unknown	1
Watersound, Bay	1
Village Of Palm Springs, Palm Beach	1
Wabasha, Clay	1
West Palm Beach, Unknown	1
West Simsbury, Collier	1
West Villages, Sarasota	1
West Yarmouth, St. Lucie	1
West Hollywood, Broward	1
Wellborn, Columbia	1
Wellington, Unknown	1
Wesley Chapel, Alachua	1
Wheaton, Lee	1
Whippany, Volusia	1
Westerville, Hillsborough	1
Westlake Village, Unknown	1
Weston, Dade	1
Weston, Unknown	1
Windermere, Lee	1
Windermere, Broward	1
Windermere, Dade	1
Wimauma, Manatee	1
Winderemere, Orange	1
Wildwood, Lee	1
Wichita, Volusia	1
Wilbur By The Sea, Volusia	1
Willowbrook, Lee	1
Winter Garden, Duval	1
Winter Garden, Lee	1
Windermere, Pasco	1
Windermere, Volusia	1
Winfield, Hillsborough	1
Winnetka, Dade	1
Winston Salem, Unknown	1
Seminole, Leon	1
Sebring, Lee	1
Saxis, Lee	1
Scottsdale, Brevard	1
San Juan, Osceola	1
San Marcos, Unknown	1
San Diego, Unknown	1

COVID-19: characteristics of 1,243,118 Florida resident cases

Data through Dec 25, 2020 verified as of Dec 26, 2020 at 09:25 AM

Data in this report are provisional and subject to change.

The table below includes the cities and counties of residence for cases in Florida residents based on the patient's ZIP Code. Note that city is not always received as part of the initial notification and may be missing while the case is being investigated.

City and county	Cases
San Pedro Sula, Dade	1
Sandestin, Walton	1
Sanford, Orange	1
Sanford, Volusia	1
Sarasota, Unknown	1
Saint Petersburg, Bay	1
Saint Petersburg, Charlotte	1
Saint Petersburg, Dade	1
Saint Petersburg, Duval	1
Saint Petersburg, St. Lucie	1
Saint Teresa, Wakulla	1
San Antonio, Orange	1
San Antonio, Sarasota	1
San Antonio, Unknown	1
Ruskin, Dade	1
Saint Augustine, Okaloosa	1
Saint Cloud, Lee	1
Saint Johns, Orange	1
Saint Lucie Village, St. Lucie	1
Saint Johns, Unknown	1
Saint Joseph, Volusia	1
Port Everglades, Broward	1
Port Charlotte, Lee	1
Port Charlotte Fl, Unknown	1
Pooler, Broward	1
Port Saint Lucie, Palm Beach	1
Port Richey, Unknown	1
Port Saint Lucie, Indian River	1
Port Saint Lucie, Marion	1
Provincetown, Collier	1
Puerto Rico, Unknown	1
Powell, Lee	1
Prattville, Hillsborough	1
Prestonsburg, Bay	1
Port St Luice, Unknown	1
Port St. Lucie, St. Lucie	1
Port St. Lucie, Unknown	1
Porter Ranch, Dade	1
Rivera Beach, Unknown	1
Riverview, Manatee	1
Rosemary Beach, Bay	1
Roseville, Broward	1
Roswell, Bay	1
Rochester, Lee	1
Ruskin, Manatee	1
Russellville, Bay	1
Russellville, Hillsborough	1
Rye, Duval	1
Quincy, Jackson	1
Raiford, Bradford	1
Randolph, Orange	1
Rapid City, Broward	1
Red Bay, Holmes	1
Republic, Monroe	1
Ridgewood, Lee	1
Rex, Duval	1
Richmond Heights, Dade	1
Orlando, Walton	1
Orlando, Washington	1

COVID-19: characteristics of 1,243,118 Florida resident cases

Data through Dec 25, 2020 verified as of Dec 26, 2020 at 09:25 AM

Data in this report are provisional and subject to change.

The table below includes the cities and counties of residence for cases in Florida residents based on the patient's ZIP Code. Note that city is not always received as part of the initial notification and may be missing while the case is being investigated.

City and county	Cases
Orlo Vista, Orange	1
Orlando, Putnam	1
Orlando, Levy	1
Palm City, Unknown	1
Palm Coast, Duval	1
Palm Springs North, Dade	1
Palm Coast, Polk	1
Palm Coast, Volusia	1
Oviedo, Lake	1
Oviedo, Leon	1
Other, Dade	1
Pacifica, Dade	1
Paducah, Manatee	1
Palatka, Marion	1
Painted Post, Pasco	1
Panomo City, Bay	1
Parker, Dade	1
Palmetto Bay, Palm Beach	1
Pass-A-Grille Beach, Pinellas	1
Peoria, Unknown	1
Perry, Leon	1
Pensacola Naval Hospital, Escambia	1
Pensacola, Dade	1
Pensacola, Santa Rosa	1
Pensacola, Sumter	1
Pembroke Pines, Dade	1
Pembroke Pines , Broward	1
Pembroke Lakes, Broward	1
Ponce, Orange	1
Pompano Beach, Alachua	1
Pompano Beach, Dade	1
Pompano Beach, Osceola	1
Plant City, Pinellas	1
Plantation Key, Monroe	1
Plantation, Leon	1
Plantation, Unknown	1
Pine Hills, Broward	1
Perth Amboy, Hillsborough	1
Piassa, Putnam	1
Pine Hills, Polk	1
Pineland, Lee	1
Winter Park, Hendry	1
Winter Park, Calhoun	1
Winter Park, Citrus	1
Winter Garden, Marion	1
Winter Garden, Pinellas	1
Winter Park, Bay	1
Winter Garden, Sumter	1
Winter Garden, Unknown	1
Winter Springs, Orange	1
Winter Park, Manatee	1
Woodbine, Nassau	1
Woodland Hills, Brevard	1
Winter Park, Indian River	1
Winter Park, Lee	1
Winter Park, Palm Beach	1
Winter Park, Pinellas	1
Youngstown, Washington	1
Zellwood, Osceola	1

COVID-19: characteristics of 1,243,118 Florida resident cases

Data through Dec 25, 2020 verified as of Dec 26, 2020 at 09:25 AM

Data in this report are provisional and subject to change.

The table below includes the cities and counties of residence for cases in Florida residents based on the patient's ZIP Code. Note that city is not always received as part of the initial notification and may be missing while the case is being investigated.

City and county	Cases
Zellwood, Brevard	1
Wtixrat, Dade	1
Xifamk, Dade	1
Zolfo Springs, Polk	1
Greensboro, Leon	1
Greensburg, Palm Beach	1
Greenbrier, Bay	1
Gurabo, Osceola	1
Gwynn Oak, Polk	1
Hailandale, Unknown	1
Green, Clay	1
Granada Hills, Broward	1
Gotha, Leon	1
Gotha, Palm Beach	1
Hialeah, Collier	1
Hialeahgardens, Dade	1
Hiawassee, Osceola	1
Hickory, Lee	1
High Springs, Columbia	1
Hialeah Lakes, Dade	1
Hialeah, Bay	1
Hernando, Marion	1
Gulf Shores, Escambia	1
Hallandale, Unknown	1
Hallandate Ben, Unknown	1
Harrison, Pinellas	1
Havanna, Gadsden	1
Haverford, Hillsborough	1
Flora, Lee	1
Floral, Okaloosa	1
Fort Denaud, Glades	1
Fort Lauderdale, Lee	1
Fort Lauderdale, Leon	1
Fort Myers, Unknown	1
Glen Saint Mary, Duval	1
Gibsonton, Unknown	1
Gilmer, Dade	1
Glen Cove, Unknown	1
Gainesville, Levy	1
Gainesville, Santa Rosa	1
Garden City, Alachua	1
Garland, Orange	1
Gastonia, Polk	1
Gaylord, Orange	1
Fort White, Clay	1
Fort Worth, Broward	1
Fortlauderdale, Unknown	1
Fort Pierce, Brevard	1
Fort Pierce, Unknown	1
Franklin, Orange	1
Ft Pierce, Unknown	1
Fwb, Unknown	1
Crestview, Unknown	1
Crestview, Broward	1
Crestview, Dade	1
Crestview, Holmes	1
Crystal River, Marion	1
Dallas, Hernando	1
Dallas, Lee	1

COVID-19: characteristics of 1,243,118 Florida resident cases

Data through Dec 25, 2020 verified as of Dec 26, 2020 at 09:25 AM

Data in this report are provisional and subject to change.

The table below includes the cities and counties of residence for cases in Florida residents based on the patient's ZIP Code. Note that city is not always received as part of the initial notification and may be missing while the case is being investigated.

City and county	Cases
Dania, Unknown	1
Darien, Pasco	1
Dade City, Hillsborough	1
Dade City, Polk	1
Cypress, Leon	1
Cumberland, Palm Beach	1
Deerfield Beach, Polk	1
Deerfield Beach, Unknown	1
Defuniak Springs, Okaloosa	1
Deer Park, Dade	1
De Leon Springs, Putnam	1
Dayton, Orange	1
Davie, Unknown	1
Dfafs, Okaloosa	1
Destin, Unknown	1
Doctors Inlet, Clay	1
Doral, Unknown	1
Deland, Lake	1
Deland, Polk	1
Deland, Seminole	1
Deland, St. Lucie	1
Delray Beach, Broward	1
Deltona , Volusia	1
Deltona, Orange	1
Eatonville, Hillsborough	1
Duke Field Air Force Station, Okaloosa	1
Downingtown, Hillsborough	1
Eatonville, Osceola	1
Eatonville, Seminole	1
El Paso, Unknown	1
Edgewood, Osceola	1
Edgewood, Broward	1
Fanning Springs, Levy	1
Far Rockaway, Dade	1
Fdsf, Unknown	1
Fisher Island, Unknown	1
FI State Lot, Leon	1
Fleming Island, Duval	1
Estero, Collier	1
Everett, Dade	1
Azalea Park, Osceola	1
Azalea Park, Polk	1
Azalea Park, Sarasota	1
Azalea Park, Broward	1
Azalea Park, Lake	1
Attalla, Broward	1
Austin, Dade	1
Bartow, Hardee	1
Bartow, Unknown	1
Baker, Santa Rosa	1
Belle Isle, Dade	1
Belle Isle, Duval	1
Bel Air, Collier	1
Belmont, Santa Rosa	1
Belle Isle, Osceola	1
Belle Isle, Polk	1
Belle Isle, Seminole	1
Blowing Rock, Polk	1
Boca Raton, Broward	1

COVID-19: characteristics of 1,243,118 Florida resident cases

Data through Dec 25, 2020 verified as of Dec 26, 2020 at 09:25 AM

Data in this report are provisional and subject to change.

The table below includes the cities and counties of residence for cases in Florida residents based on the patient's ZIP Code. Note that city is not always received as part of the initial notification and may be missing while the case is being investigated.

City and county	Cases
Boca Raton, Lee	1
Boca Raton, Unknown	1
Boca Rotan, Unknown	1
Bogota, Orange	1
Bogota, Unknown	1
Bohealia, Lee	1
Big Torch Key, Monroe	1
Blountstown, Jackson	1
Black, Holmes	1
Blountstown, Broward	1
Allentown, Putnam	1
Alafaya, Palm Beach	1
Alafaya, Pinellas	1
Alafaya, Volusia	1
Alanson, Bay	1
333, Unknown	1
99, Unknown	1
Addison, Pasco	1
Alafaya, Dade	1
Alachua, Duval	1
Amelia Village, Nassau	1
Anaheim, Unknown	1
Aollywoss, Dade	1
Apo, Collier	1
Alys Beach, Walton	1
Alpharetta, Broward	1
Alva, Collier	1
Alva, Escambia	1
Apopka, Leon	1
Apopka, Manatee	1
Apopka, Citrus	1
Apopka, Clay	1
Apopka, Alachua	1
Apopka, Brevard	1
Apopka, St. Lucie	1
Apopka, Palm Beach	1
Apopka, Polk	1
Armstrong, St. Johns	1
Asheville, Highlands	1
Aspen, Palm Beach	1
Apple Creek, Citrus	1
Arabi, Orange	1
Arcadia, Highlands	1
Astoria, Broward	1
At Large, Broward	1
Athens, Duval	1
Atl, Brevard	1
Atlanta, Broward	1
Atlanta, Walton	1
Bradenton, Lee	1
Boys Ranch, Suwannee	1
Bonifay, Unknown	1
Bonita, Lee	1
Brandon, Pinellas	1
Brandon, Unknown	1
Bronson, Alachua	1
Brooklyn, Broward	1
Brooklyn, Dade	1
Brooklyn, Lee	1

COVID-19: characteristics of 1,243,118 Florida resident cases

Data through Dec 25, 2020 verified as of Dec 26, 2020 at 09:25 AM

Data in this report are provisional and subject to change.

The table below includes the cities and counties of residence for cases in Florida residents based on the patient's ZIP Code. Note that city is not always received as part of the initial notification and may be missing while the case is being investigated.

City and county	Cases
Cartersville, Unknown	1
Carol Stream, Orange	1
Cape San Blas, Gulf	1
Carmel, Orange	1
Caracas, Dade	1
Bryant, Alachua	1
Bronx, Palm Beach	1
Brooker, Alachua	1
Bryn Mawr, Collier	1
Bryn Mawr, Palm Beach	1
Camden Wyoming, Duval	1
Bushnell, Unknown	1
Callahan, Duval	1
Clermont, Unknown	1
Clewiston, Glades	1
Clermont, Orange	1
Clermont, Osceola	1
Coal City, Pasco	1
Coco River, Collier	1
Coconut Ck, Unknown	1
Colorado Springs, Unknown	1
Columbia, Orange	1
Columbus, Brevard	1
Commerce Township, Manatee	1
Crescent City, Marion	1
Cornelius, Leon	1
Coral Springs, Unknown	1
Conifer, Lee	1
Cookeville, Seminole	1
Clear Brook, Lee	1
Clearwater, Leon	1
Clarcona, Seminole	1
Cincinnati, Dade	1
Chicago, Unknown	1
Chattanooga, Dade	1
Chipley, Holmes	1
Chipley, Jackson	1
Charlotte, Pasco	1
Champions Gate, Osceola	1
Celebration, Orange	1
Humble, Broward	1
Indian Rocks Beach, Duval	1
Indianapolis, Lee	1
Jacksonville, Baker	1
Inwood, Broward	1
Irmo, Unknown	1
Irvine, Marion	1
Interlachen, Duval	1
Hilliard, Dade	1
Hoclywsod, Dade	1
Hollywood, Leon	1
Holt, Unknown	1
Homeless, Dade	1
Homeless, Hillsborough	1
Homeless, Monroe	1
Homeless, Pinellas	1
Homeless, Polk	1
Homosassa, Hernando	1
Hosford, Calhoun	1

COVID-19: characteristics of 1,243,118 Florida resident cases

Data through Dec 25, 2020 verified as of Dec 26, 2020 at 09:25 AM

Data in this report are provisional and subject to change.

The table below includes the cities and counties of residence for cases in Florida residents based on the patient's ZIP Code. Note that city is not always received as part of the initial notification and may be missing while the case is being investigated.

City and county	Cases
Knoxville, Bay	1
Knoxville, Duval	1
Knoxville, Escambia	1
Kissimmee, Brevard	1
La Grange, Dade	1
Kingsland, Duval	1
Kingsland, Nassau	1
Kilgore, Dade	1
Key West, Palm Beach	1
Key West, Duval	1
Kenilworth, Leon	1
Island Grove, Alachua	1
Jerusalem, St. Johns	1
Jefferson, Dade	1
Jeffersonville, Broward	1
Jena, Taylor	1
Jupiter, Dade	1
Jupiter, Pinellas	1
Jupiter, St. Lucie	1
Jzx, Unknown	1
Kansas City, Palm Beach	1
Jupiter Inlet, Palm Beach	1
Jonesboro, Leon	1
Lawton, Okaloosa	1
Ldhl, Broward	1
Lecanto, Palm Beach	1
Lemoyne, Manatee	1
Lewisburg, Pasco	1
Lawrence Township, Palm Beach	1
Lauderdale Hill, Unknown	1
Lakewood, Unknown	1
Las Vegas, Orange	1
Las Vegas, Palm Beach	1
Land O Lakes, Unknown	1
Land, Unknown	1
Landolakes, Unknown	1
Lake In The Hills, Broward	1
Lake Mary, Lake	1
Lake Placid, Alachua	1
Lake City, Hamilton	1
Lake Butler, Alachua	1
Lake Worth, Broward	1
Lake Worth, Unknown	1
Los Angeles Ca, Unknown	1
Los Angeles, Orange	1
Los Angeles, Polk	1
Louisville, Manatee	1
Lucedale, St. Lucie	1
Longwood, Broward	1
Longwood, Orange	1
Lima, Volusia	1
Littleton, Dade	1
Littleton, St. Johns	1
Live Oak, Columbia	1
Macclenny, Dixie	1
Macclenny, Duval	1
Magnolia Square, Osceola	1
Maitland, Alachua	1
Maitland, Dade	1

COVID-19: characteristics of 1,243,118 Florida resident cases

Data through Dec 25, 2020 verified as of Dec 26, 2020 at 09:25 AM

Data in this report are provisional and subject to change.

The table below includes the cities and counties of residence for cases in Florida residents based on the patient's ZIP Code. Note that city is not always received as part of the initial notification and may be missing while the case is being investigated.

City and county	Cases
Madison, Jefferson	1
Maitland, Unknown	1
Marianna, Calhoun	1
Mantua, Broward	1
Miami, Orange	1
Micanopy, Marion	1
Middleburg, Duval	1
Middlesburg, Duval	1
Middletown, Osceola	1
Minneapolis, Broward	1
Mid Florida, Seminole	1
Milford, Bay	1
Milford, Lee	1
Metter, Manatee	1
Miami Granders, Dade	1
Miami, Collier	1
Miami, Hillsborough	1
Miamii, Dade	1
Miamksaohes, Dade	1
Miamt, Dade	1
Mattoon, Lee	1
Marianna, Leon	1
Marianna, Washington	1
Marshall, Dade	1
Mary Esther, Hillsborough	1
Mayaguez, Dade	1
Melbourne, Orange	1
Melrose, Alachua	1
Mckinney, Broward	1
Miamc, Dade	1
Miamf, Dade	1
Miami Beach, Palm Beach	1
Miami Dade, Unknown	1
Miami G, Dade	1
Missing, Lafayette	1
Missing, Hardee	1
Missing, Desoto	1
Missing, Charlotte	1
Monument, Broward	1
Monroe Township, Palm Beach	1
Monroe, Dade	1
Monroe, Hillsborough	1
Mokena, Lee	1
Missing, State-Call Center	1
Missing, Levy	1
Ocoee, Manatee	1
Ocoee, Lee	1
Ocoee, Polk	1
Ocoee, Volusia	1
Okeechobee, St. Lucie	1
Okeechobi, Unknown	1
Okeechobee, Glades	1
Okeechobee, Highlands	1
Oakland, Broward	1
Oakland, Lake	1
Oakland, Lee	1
Oakland, Leon	1
Oakland, Manatee	1
Ocala, Unknown	1

COVID-19: characteristics of 1,243,118 Florida resident cases

Data through Dec 25, 2020 verified as of Dec 26, 2020 at 09:25 AM

Data in this report are provisional and subject to change.

The table below includes the cities and counties of residence for cases in Florida residents based on the patient's ZIP Code. Note that city is not always received as part of the initial notification and may be missing while the case is being investigated.

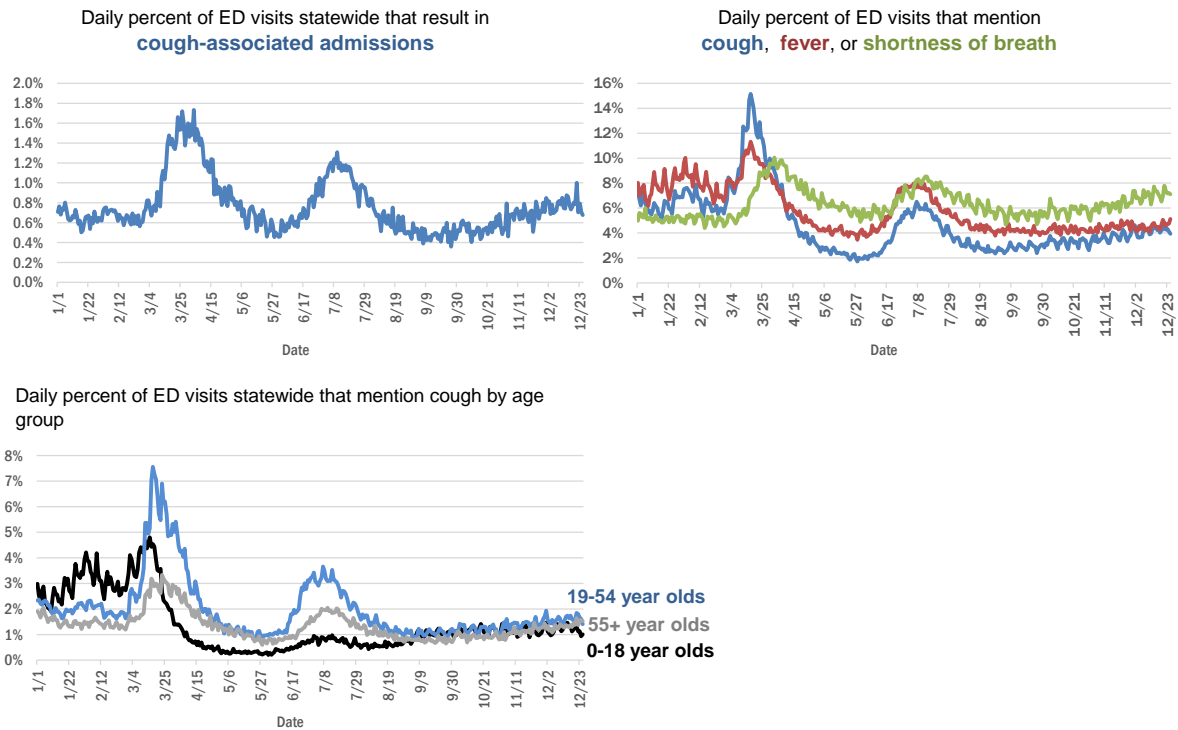
City and county	Cases
Ocoee, Hillsborough	1
Orem, Dade	1
Orem, Sarasota	1
Orlando, Clay	1
Orlando, Gadsden	1
Orlando, Hendry	1
Old Town, Gilchrist	1
Oooooo, Unknown	1
OldsraV, Manatee	1
Opa Locka, Unknown	1
Opalocka, Dade	1
Moore Haven, Okeechobee	1
Mount Pleasant, Gadsden	1
Morrisville, Palm Beach	1
Morrisville, Unknown	1
Na, Dade	1
Myakka, Duval	1
N/A, Duval	1
New Orleans, Palm Beach	1
New Vernon, Sarasota	1
New York, Broward	1
Newark, Broward	1
Newaygo, Charlotte	1
Naples, Leon	1
Naples, Orange	1
Naples, Alachua	1
Naugatuck, Lee	1
Navarre, Okaloosa	1
North Port, Lee	1
North Pole, Seminole	1
North Palm Beach, Orange	1
North Lauderdale, Unknown	1
Northport, Sarasota	1
Notrealville, Polk	1
North Porte, Unknown	1
North Brunswick, St. Lucie	1
North Laud, Unknown	1
Newburgh, Bay	1
New Richmond, Volusia	1
Total	1,243,118

COVID-19: additional surveillance information

Data through Dec 25, 2020 verified as of Dec 26, 2020 at 09:25 AM

Data in this report are provisional and subject to change.

Statewide emergency department (ED) chief complaint and admission data



The Electronic Surveillance System for the Early Notification of Community-Based Epidemics (ESSENCE-FL) includes chief complaint data from 211 of 211 Florida EDs. Data are transmitted electronically to ESSENCE-FL daily or hourly.

COVID-19: testing by laboratory

Data through Dec 25, 2020 verified as of Dec 26, 2020 at 09:25 AM

Data in this report are provisional and subject to change.

The numbers in the table below represent the number of Florida and non-Florida residents for whom test results were received by the Department of Health. A person can be tested by more than one laboratory and can have both positive and negative results. **Therefore, the sum of the numbers in each column will be larger than the total number of people tested.**

Reporting lab	Inconclusive	Negative	Positive	Percent positive	Total
LABORATORY CORPORATION OF AMERICA	2,134	1,339,479	170,341	11%	1,511,954
QUEST DIAGNOSTICS	9,851	1,185,113	166,486	12%	1,361,450
CURATIVE LABS	9,186	941,494	119,838	11%	1,070,518
BIO REFERENCE LABORATORIES, INC	7,264	777,386	142,125	15%	926,775
GENETWORX	661	390,607	32,935	8%	424,203
REALTOX LABS LLC	3,915	352,569	56,346	14%	412,830
HELIX	4,099	340,186	50,696	13%	394,981
RCA LABORATORY SERVICES, LLC		223,965	17,859	7%	241,824
EAST FLORIDA STATE COLLEGE - BREVARD		212,890	26,987	11%	239,877
NOMI HEALTH LAB SERVICES		172,661	19,530	10%	192,191
IMPACT HEALTH BIOMETRIC TESTING, INC	901	161,998	16,769	9%	179,668
CDR MAGUIRE - HEALTH CARE CENTER		147,325	19,232	12%	166,557
REAL DIAGNOSTICS	896	138,384	17,210	11%	156,490
BPHL-JACKSONVILLE	18	127,325	20,887	14%	148,230
ELABNETWORK	1,058	133,550	11,139	8%	145,747
MAKO GENOMICS	6,061	118,876	19,999	14%	144,936
MAYO CLINIC LABORATORIES	292	114,640	12,958	10%	127,890
NORTHWEST LABORATORY	246	120,964	6,469	5%	127,679
ADVENTHEALTH LAB	99	111,493	11,916	10%	123,508
BAYCARE LABORATORIES LLC	483	106,589	9,241	8%	116,313
ADVENT HEALTH LAB	112	101,260	13,957	12%	115,329
MEDICAL DIAGNOSTIC LABORATORIES	968	98,019	14,065	12%	113,052
BPHL-MIAMI	225	94,291	15,300	14%	109,816
MEMORIAL REGIONAL HOSPITAL SOUTH	22	90,641	17,946	17%	108,609
BIOCOLLECTIONS WORLDWIDE, INC	643	95,491	12,116	11%	108,250
ASCENSION SACRED HEART HOSPITAL - PENSACOLA	2	92,300	12,735	12%	105,037
NOMI_HEALTH		90,682	11,173	11%	101,855
ORLANDO HEALTH SYSTEM	606	90,144	8,829	9%	99,579
KORVALABS, INC	1,281	90,837	4,656	5%	96,774
FULGENT DIAGNOSTICS LABORATORY	1,605	86,165	8,159	9%	95,929
BPHL-TAMPA (SPECTRUM BLVD)	45	69,704	12,163	15%	81,912
SUNPATH MEDICAL DIAGNOSTICS LABORATORY	722	70,056	10,223	13%	81,001
TAMPA GENERAL HOSPITAL	4	73,845	6,253	8%	80,102
UF HEALTH MEDICAL LAB	33	72,140	6,242	8%	78,415
DIATHERIX LABORATORIES		67,738	9,605	12%	77,343
TESTING MATTERS INC	108	65,411	8,993	12%	74,512
AKESOGEN		60,831	10,118	14%	70,949
BAPTIST HEALTH SOUTH FLORIDA	253	56,615	8,766	13%	65,634
PWNHEALTH	127	59,826	5,027	8%	64,980
ASCENSION ST VINCENT'S - RIVERSIDE	1	53,718	6,696	11%	60,415
JACKSON MEMORIAL HOSPITAL CLINICAL LAB	79	48,497	9,082	16%	57,658
LAKELAND REGIONAL MEDICAL CENTER	121	48,321	5,561	10%	54,003
ARUP LABORATORIES	16	49,975	2,905	5%	52,896
UF HEALTH SHANDS HOSPITAL	320	49,169	3,134	6%	52,623
AMERICAN HEALTH ASSOCIATES	9	46,992	3,515	7%	50,516
AIT LABORATORIES		42,666	4,921	10%	47,587

COVID-19: testing by laboratory

Data through Dec 25, 2020 verified as of Dec 26, 2020 at 09:25 AM

Data in this report are provisional and subject to change.

The numbers in the table below represent the number of Florida and non-Florida residents for whom test results were received by the Department of Health. A person can be tested by more than one laboratory and can have both positive and negative results. **Therefore, the sum of the numbers in each column will be larger than the total number of people tested.**

Reporting lab	Inconclusive	Negative	Positive	Percent positive	Total
SOUTH MIAMI HOSPITAL LAB	207	41,241	5,504	12%	46,952
VIRACOR EUROFINS		34,987	9,718	22%	44,705
APPLIED INGENUITY DIAGNOSTICS LLC		38,255	1,688	4%	39,943
BAPTIST HEALTH - JACKSONVILLE	4	36,115	2,552	7%	38,671
TALLAHASSEE MEMORIAL HOSPITAL	163	34,235	3,930	10%	38,328
ORANGE COUNTY CONVENTION CENTER		33,330	3,655	10%	36,985
MIAMI DADE COUNTY □		32,093	3,527	10%	35,620
INGENIOUS PERSONALIZED MEDICINE	137	29,372	5,648	16%	35,157
WALGREENS	30	28,245	5,190	16%	33,465
LEE HEALTH - CAPE CORAL HOSPITAL	3	28,160	4,561	14%	32,724
BROWARD GENERAL MEDICAL CENTER-CLINICAL LAB	2	29,302	2,973	9%	32,277
SARASOTA MEMORIAL HOSPITAL MAIN LAB	12	29,609	2,411	8%	32,032
MILLENNIUM PHYSICIAN GROUP	17	26,737	4,636	15%	31,390
UNIVERSITY OF MIAMI HOSPITAL	32	27,426	2,912	10%	30,370
NICKLAUS CHILDREN'S HOSPITAL	55	25,934	3,707	12%	29,696
FLORIDA HOSPITAL - TAMPA	37	27,186	2,240	8%	29,463
UF HEALTH JACKSONVILLE	42	26,398	2,562	9%	29,002
ECCO LAB GROUP CO	406	23,829	3,959	14%	28,194
GENESIS REFERENCE LABORATORIES		23,415	2,274	9%	25,689
NORTH FLORIDA REGIONAL MEDICAL CENTER		21,414	2,305	10%	23,719
ST JOSEPHS HOSPITAL LABORATORY	20	20,872	2,683	11%	23,575
MOUNT SINAI MEDICAL CENTER	7	21,332	2,106	9%	23,445
BRANDON REGIONAL HOSPITAL		20,319	2,495	11%	22,814
JUPITER MEDICAL CENTER LAB	58	20,563	1,826	8%	22,447
PALMETTO GENERAL HOSPITAL LAB	3	17,985	3,770	17%	21,758
ADVENTIST HEALTH SYSTEMS SUNBELT INC DBA		20,213	1,329	6%	21,542
ACCESS DX LABORATORY	199	19,189	1,930	9%	21,318
STATLAB_MOBILE	1	19,243	1,983	9%	21,227
JFK MEDICAL CENTER LAB	1	18,714	2,342	11%	21,057
ADVENT HEALTH - DAYTONA BEACH	32	18,887	1,455	7%	20,374
NAPLES COMMUNITY HOSPITAL	64	17,903	1,819	9%	19,786
AEGIS SCIENCES CORPORATION	77	17,373	2,223	11%	19,673
LAB DIAGNOSTICS LLC	380	13,600	5,196	27%	19,176
INTEGRATED REGIONAL LABORATORIES LLP		16,394	2,496	13%	18,890
AVENTUS BIO LABS	16	16,099	2,178	12%	18,293
PANCARE OF FLORIDA INC		16,439	1,700	9%	18,139
DWIC OF TAMPA BAY INC		17,063	877	5%	17,940
PATIENTS FIRST LAKE ELLA MEDICAL CENTER PA		14,983	2,658	15%	17,641
HEALTH CENTER AT SINAI RESIDENCES		16,942	506	3%	17,448
DRS CLACK SPENCER WHITE & MCCORMACK PA D/B/A		15,772	1,563	9%	17,335
MORTON PLANT HOSPITAL-ADLER INSTITUTE	14	15,639	1,621	9%	17,274
STS LAB 2 LLC	6	16,500	666	4%	17,172
BIOCERNA LABS	461	14,582	2,112	12%	17,155
EXACT SCIENCES LABORATORIES		15,528	1,537	9%	17,065

COVID-19: testing by laboratory

Data through Dec 25, 2020 verified as of Dec 26, 2020 at 09:25 AM

Data in this report are provisional and subject to change.

The numbers in the table below represent the number of Florida and non-Florida residents for whom test results were received by the Department of Health. A person can be tested by more than one laboratory and can have both positive and negative results. **Therefore, the sum of the numbers in each column will be larger than the total number of people tested.**

Reporting lab	Inconclusive	Negative	Positive	Percent positive	Total
SAINT MARY'S MEDICAL CENTER	22	15,048	1,755	10%	16,825
HEALTHLINK DIAGNOSTIC LABORATORIES	150	15,153	1,318	8%	16,621
HOLY CROSS HOSPITAL CLINICAL LAB	1	15,262	1,095	7%	16,358
WATSON CLINIC LLP		12,757	2,487	16%	15,244
INDIAN RIVER MEDICAL CENTER LAB		13,669	849	6%	14,518
CLEVELAND CLINIC HOSPITAL LAB	4	12,576	1,632	11%	14,212
LEESBURG REGIONAL MEDICAL CENTER		12,588	1,430	10%	14,018
INFINITY BIOLOGIX LLC	48	13,381	496	4%	13,925
OSCEOLA REGIONAL MEDICAL CENTER	1	12,101	1,698	12%	13,800
HOMESTEAD HOSPITAL CLINICAL LABORATORY	25	11,134	2,266	17%	13,425
MALABAR MEDICAL WALK IN CLINIC		11,592	1,801	13%	13,393
WELLINGTON REGIONAL MED CTR LAB	5	11,898	1,451	11%	13,354
MEMORIAL HOSPITAL JACKSONVILLE	8	11,033	2,036	16%	13,077
BAYFRONT HEALTH - ST PETERSBURG	17	10,772	1,698	14%	12,487
MEMORIAL REGIONAL HOSPITAL CLINICAL LABORATORY	10	11,355	771	6%	12,136
NORTHWEST MEDICAL CENTER	1	10,618	1,440	12%	12,059
ORANGE PARK MEDICAL CENTER	9	10,088	1,888	16%	11,985
WEST KENDALL BAPTIST HOSPITAL	10	9,729	2,222	19%	11,961
FLORIDA HOSPITAL WATERMAN LABORATORY	70	10,997	857	7%	11,924
LEE HEALTH - LEE MEMORIAL HOSPITAL		8,910	2,967	25%	11,877
DELRAY MEDICAL CENTER LAB	3	10,753	1,116	9%	11,872
PRIVA PATH LABS	52	11,197	621	5%	11,870
ST MARKS HOSPITAL LABORATORY B	78	10,627	1,002	9%	11,707
BETHESDA HOSPITAL EAST		10,672	983	8%	11,655
OAK HILL HOSPITAL		10,271	1,153	10%	11,424
PWN HEALTH	17	9,315	2,039	18%	11,371
LAWNWOOD REGIONAL MEDICAL CENTER	1	9,901	1,436	13%	11,338
BAPTIST HEALTH - SOUTH		10,345	802	7%	11,147
VISTA CLINICAL DIAGNOSTICS	215	10,018	814	7%	11,047
CLEVELAND CLINIC TRADITION HOSPITAL		10,317	683	6%	11,000
ST ANTHONY'S HOSPITAL LAB	16	9,819	1,123	10%	10,958
WINTER HAVEN HOSPITAL CLINICAL LABORATORY	3	9,353	1,511	14%	10,867
UHEALTH CORAL GABLES/LENNAR MED CTR	3	10,244	587	5%	10,834
LARGO MEDICAL CENTER		9,650	1,086	10%	10,736
BINAXNOW	9	8,189	2,277	22%	10,475
LARKIN COMMUNITY HOSPITAL INC DBA CARDIOTROPIC		6,820	3,621	35%	10,441
GOOD SAMARITAN MEDICAL CENTER LAB	1	9,032	1,313	13%	10,346
UNITED CLINICAL LABORATORY LLC	2	8,873	1,418	14%	10,293
WESTSIDE REGIONAL MED CTR	2	8,712	1,403	14%	10,117
LARKIN COMMUNITY HOSPITAL	10	8,661	1,332	13%	10,003
BAPTIST HEALTHCARE - BAPTIST HOSPITAL	5	8,084	1,799	18%	9,888
MERCY HOSPITAL A CAMPUS OF PLANTATION GEN HOSP LAB	1	8,259	1,595	16%	9,855
SRQ DRIVE THROUGH		8,944	905	9%	9,849
COAST DIAGNOSTICS LLC	33	9,012	803	8%	9,848

COVID-19: testing by laboratory

Data through Dec 25, 2020 verified as of Dec 26, 2020 at 09:25 AM

Data in this report are provisional and subject to change.

The numbers in the table below represent the number of Florida and non-Florida residents for whom test results were received by the Department of Health. A person can be tested by more than one laboratory and can have both positive and negative results. **Therefore, the sum of the numbers in each column will be larger than the total number of people tested.**

Reporting lab	Inconclusive	Negative	Positive	Percent positive	Total
GULF COAST MEDICAL CENTER MICROLAB		7,636	2,099	22%	9,735
ST JOSEPHS HOSPITAL	12	8,550	1,160	12%	9,722
PALMS WEST HOSPITAL LAB	2	8,358	1,350	14%	9,710
ACCESS MEDICAL LABORATORIES	2	5,276	4,390	45%	9,668
MEDICAL CENTER OF TRINITY CLINICAL LABORATORY	1	8,715	932	10%	9,648
INDIAN RIVER PATHOLOGY LLC		8,883	747	8%	9,630
PALM BEACH BALL PARK		8,605	996	10%	9,601
AHALABS		9,217	346	4%	9,563
WEST FLORIDA HOSPITAL LAB		7,735	1,815	19%	9,550
MEASE COUNTRYSIDE LAB	7	8,634	889	9%	9,530
AVECINA	17	8,829	607	6%	9,453
REGIONAL MEDICAL CENTER BAYONET POINT	2	8,771	641	7%	9,414
THE VILLAGES REGIONAL HOSPITAL		8,566	733	8%	9,299
LAKE CITY HM		8,636	630	7%	9,266
IMPACT HEALTH BIOMETRIC TESTING INC	24	8,547	615	7%	9,186
HALIFAX MEDICAL CENTER LAB	34	7,857	1,275	14%	9,166
CORAL GABLES HOSPITAL CLINICAL LABORATORY		7,707	1,459	16%	9,166
WEST BOCA MEDICAL CENTER LAB		8,438	685	8%	9,123
MANATEE MEMORIAL HOSPITAL		8,317	716	8%	9,033
CAPITAL REGIONAL MEDICAL CTR		7,372	1,646	18%	9,018
AVENTURA HOSPITAL LAB		7,277	1,652	19%	8,929
BOSTON HEART DIAGNOSTICS CORP		7,683	1,162	13%	8,845
BLAKE MEDICAL CENTER		7,714	1,090	12%	8,804
LEE HEALTH - HEALTH PARK MEDICAL CENTER		7,283	1,434	16%	8,717
PALM BEACH GARDENS MEDICAL CTR LAB		7,912	767	9%	8,679
FLORIDA HOSPITAL HEARTLAND MED CTR CLINICAL LAB	33	7,561	1,061	12%	8,655
NONA SCIENTIFIC	5	6,642	1,842	22%	8,489
ADVENT HEALTH - WESLEY CHAPEL	14	7,735	721	9%	8,470
AVECINA MEDICAL OAKLEAF	3	6,977	1,330	16%	8,310
GENOVA DIAGNOSTICS LABORATORY	31	7,632	578	7%	8,241
GENESIS MEDICAL LABORATORY	100	6,953	1,041	13%	8,094
DOCTORS HOSPITAL	4	6,804	1,277	16%	8,085
PATHNOSTICS	20	6,207	1,796	22%	8,023
FLORIDA LABORATORY ANALYSIS		7,052	824	10%	7,876
AVECINA MEDICAL	4	6,130	1,720	22%	7,854
P4 CLINICAL, LLC	85	7,117	620	8%	7,822
LAKE CITY MEDICAL CENTER		6,292	1,523	19%	7,815
INFORM DIAGNOSTICS, INC		7,238	406	5%	7,644
NCH NORTH NAPLES HOSPITAL LAB	15	6,733	828	11%	7,576
NIGHT LITE PEDIATRICS	4	5,768	1,748	23%	7,520
PLANTATION GENERAL HOSPITAL		6,315	1,166	16%	7,481
FLORIDA MEDICAL CENTER - A CAMPUS OF NORTH SHORE	2	6,594	879	12%	7,475
FLORIDA HOSPITAL FLAGLER	29	6,941	496	7%	7,466
BAPTIST HEALTH SOUTH FLORIDA - WEST KENDALL URGENT CARE		6,235	1,111	15%	7,346
NEMOURS CHILDRENS HOSPITAL	1	7,030	293	4%	7,324
CORAL SPRINGS MED CTR		6,644	675	9%	7,319

COVID-19: testing by laboratory

Data through Dec 25, 2020 verified as of Dec 26, 2020 at 09:25 AM

Data in this report are provisional and subject to change.

The numbers in the table below represent the number of Florida and non-Florida residents for whom test results were received by the Department of Health. A person can be tested by more than one laboratory and can have both positive and negative results. **Therefore, the sum of the numbers in each column will be larger than the total number of people tested.**

Reporting lab	Inconclusive	Negative	Positive	Percent positive	Total
NIGHT LITE PEDIATRIC CENTER LLC		6,669	599	8%	7,268
NORTHSIDE HOSPITAL AND HEART INSTITUTE		6,572	685	9%	7,257
ADVENTHEALTH CENTRA CARE LAKE BUENA VISTA		6,634	420	6%	7,054
FLORIDA HOSPITAL DELAND	10	6,165	878	12%	7,053
THE HEALTHCARE DISTRICT OF PALM BEACH COUNTY	30	6,279	722	10%	7,031
NORTH SHORE MEDICAL CENTER		5,861	1,168	17%	7,029
CENTRAL FLORIDA REGIONAL HOSPITAL		6,315	636	9%	6,951
FLORIDA HOSPITAL ZEPHYRHILLS	10	6,244	610	9%	6,864
BROWARD HEALTH NORTH CLINICAL LABORATORY		6,106	754	11%	6,860
MINUTECLINIC LLC		5,975	884	13%	6,859
ALL CHILDREN'S HOSPITAL		6,409	405	6%	6,814
KD MEDICAL CHOICE LLC	1	6,093	660	10%	6,754
LUMINUS DIAGNOSTICS		6,191	535	8%	6,726
FLORIDA HOSPITAL OF CARROLLWOOD	22	5,753	789	12%	6,564
OCALA REGIONAL MEDICAL CENTER		5,753	730	11%	6,483
MEDFAST URGENT CARE CENTERS, LLC	4	5,665	780	12%	6,449
VISTA CLINICAL	8	3,755	2,673	42%	6,436
WEST PALM HOSPITAL LAB		5,914	506	8%	6,420
CLEVELAND CLINIC MARTIN SOUTH HOSPITAL	1	5,832	560	9%	6,393
LEON MEDICAL CENTERS LLC		4,988	1,392	22%	6,380
MEMORIAL HOSPITAL WEST LABORATORY SERVICES	14	5,747	594	9%	6,355
LEE HEALTH - GULF COAST MEDICAL CENTER	2	5,129	1,170	19%	6,301
MEDEXPRESS URGENT CARE	2	4,213	2,021	32%	6,236
AMERICAN FAMILY CARE		3,568	2,654	43%	6,222
BAPTIST HEALTH - BEACHES		5,753	442	7%	6,195
VIKOR SCIENTIFIC	6	4,939	1,091	18%	6,036
CARDIOPATH	1	5,491	543	9%	6,035
FULGENT DIAGNOSTICS	98	5,516	341	6%	5,955
SOUTH BAY HOSPITAL CLINICAL LAB		5,356	514	9%	5,870
MORTON PLANT-MEASE	2	5,307	448	8%	5,757
LABSTAT LLC	2	5,430	308	5%	5,740
BAPTIST HEALTH SOUTH FLORIDA - COUNTRY WALK URGENT CARE		4,855	878	15%	5,733
MEDARBOR DIAGNOSTICS	1	4,703	972	17%	5,676
MEMORIAL HOSPITAL MICRO		5,247	386	7%	5,633
ANNE BATES LEACH EYE HOSPITAL/ ABLEH MICROBIOLOGY LABORATORY		5,546	82	1%	5,628
POINCIANA MEDICAL CENTER		4,395	1,194	21%	5,589
LAKEWOOD RANCH MEDICAL CENTER		5,146	414	7%	5,560
WEST MARION COMMUNITY HOSPITAL LAB		4,762	747	14%	5,509
ARCPPOINT LABS OF FORT MYERS	4	4,767	698	13%	5,469
FLORIDA HOSPITAL FISH MEMORIAL	19	4,702	667	12%	5,388
EXPRESS GENE MOLECULAR DIAGNOSTICS LABORATORY		4,302	1,049	20%	5,351
ST JOSEPHS NORTH HOSPITAL LAB	6	4,665	631	12%	5,302
MARTIN HOSPITAL SOUTH LAB		4,966	281	5%	5,247
CLEVELAND CLINIC MARTIN NORTH HOSPITAL		4,735	511	10%	5,246
BAPTIST HEALTH SOUTH FLORIDA - MIAMI LAKES URGENT CARE		4,119	1,023	20%	5,142
AVERO DIAGNOSTICS - IRVING	5	4,780	348	7%	5,133

COVID-19: testing by laboratory

Data through Dec 25, 2020 verified as of Dec 26, 2020 at 09:25 AM

Data in this report are provisional and subject to change.

The numbers in the table below represent the number of Florida and non-Florida residents for whom test results were received by the Department of Health. A person can be tested by more than one laboratory and can have both positive and negative results. **Therefore, the sum of the numbers in each column will be larger than the total number of people tested.**

Reporting lab	Inconclusive	Negative	Positive	Percent positive	Total
ST LUCIE MEDICAL CENTER		4,185	937	18%	5,122
UNKNOWN	3	2,857	2,185	43%	5,045
IMPERIAL POINT MEDICAL CENTER		4,595	390	8%	4,985
SUNRISE MEDICAL LABORATORIES	2	4,651	311	6%	4,964
BAPTIST HEALTH - NASSAU		4,685	223	5%	4,908
OVIEDO MEDICAL CENTER		4,307	485	10%	4,792
HIALEAH HOSPITAL	4	3,761	987	21%	4,752
TROPICANA FIELD - LOT 2	17	4,297	410	9%	4,724
CernerELR_Advent		4,212	476	10%	4,688
BAYCARE COMMUNITY HEALTH		4,524	94	2%	4,618
FORT WALTON BEACH MEDICAL CENTER		3,899	615	14%	4,514
SANTA ROSA MEDICAL CENTER		3,769	743	16%	4,512
BAPTIST HEALTH SOUTH FLORIDA - DORAL URGENT CARE		3,675	832	18%	4,507
H LEE MOFFITT CANCER CENTER LABORATORY		4,389	102	2%	4,491
BAPTIST HEALTH SOUTH FLORIDA - WESTCHESTER URGENT CARE		3,716	770	17%	4,486
ISPM LABS, LLC DBA CAPSTONE DIAGNOSTICS, LLC		4,333	137	3%	4,470
SOUTH FLORIDA BAPTIST HOSPITAL MICRO	2	3,815	626	14%	4,443
MOFFITT CANCER CENTER	6	4,300	90	2%	4,396
ST PETERSBURG GENERAL HOSPITAL		3,677	684	16%	4,361
SYNERGY LABORATORIES	7	3,920	428	10%	4,355
PRECISION HEALTH RESOURCES LLC		4,040	257	6%	4,297
BAYFRONT HEALTH - VENICE REGIONAL MEDICAL	1	3,955	325	8%	4,281
FLORIDA HOSPITAL NORTH PINELLAS	11	3,946	318	7%	4,275
FLORIDA HOSPITAL Ocala		3,841	380	9%	4,221
BAPTIST HEALTH SOUTH FLORIDA - PEMBROKE PINES URGENT CARE		3,592	614	15%	4,206
HEALTHQUEST ESOTERICIS		3,063	1,129	27%	4,192
EGLIN AIR FORCE BASE	11	3,040	1,100	26%	4,151
HOLIDAY CVS LLC		3,937	187	5%	4,124
BAPTIST HEALTH SOUTH FLORIDA - CORAL SPRINGS URGENT CARE		3,550	506	12%	4,056
SOLARIS DIAGNOSTICS	4	3,579	409	10%	3,992
NIGHT LITE PEDIATRICS URGENT CARE	1	3,413	555	14%	3,969
QDX PATHOLOGY SERVICES	1	3,648	301	8%	3,950
CARDIOTROPIC LABS	83	3,141	724	18%	3,948
PHYSICIANS REGIONAL MEDICAL CENTER - PINE RIDGE RD	1	3,262	684	17%	3,947
UNIVERSITY HOSPITAL AND MEDICAL CENTER		2,998	875	23%	3,873
ADVENTHEALTH CENTRA CARE WINTER GARDEN	1	3,588	274	7%	3,863
ADVENTHEALTH CENTRA CARE DR PHILLIPS		3,653	207	5%	3,860
PUTNAM COMMUNITY MEDICAL CENTER		3,337	443	12%	3,780
BAYFRONT HEALTH - PORT CHARLOTTE		3,456	313	8%	3,769
ADVENTHEALTH CENTRA CARE WINTER PARK		3,505	190	5%	3,695
BAPTIST HEALTH - NORTH		2,888	786	21%	3,674
CLARITY LAB SOLUTIONS LLC		3,608	4	0%	3,612
SYNERGY DIAGNOSTIC LABORATORY	84	3,174	351	10%	3,609
GENE BY GENE, GENOMICS RESEARCH CENTER LAB	38	3,421	129	4%	3,588
ADVENTHEALTH CENTRA CARE ST CLOUD		3,220	350	10%	3,570
MEASE DUNEDIN HOSPITAL	4	3,271	291	8%	3,566

COVID-19: testing by laboratory

Data through Dec 25, 2020 verified as of Dec 26, 2020 at 09:25 AM

Data in this report are provisional and subject to change.

The numbers in the table below represent the number of Florida and non-Florida residents for whom test results were received by the Department of Health. A person can be tested by more than one laboratory and can have both positive and negative results. **Therefore, the sum of the numbers in each column will be larger than the total number of people tested.**

Reporting lab	Inconclusive	Negative	Positive	Percent positive	Total
ADVENTHEALTH CENTRA CARE UNIVERSITY		3,364	198	6%	3,562
ANGEL KIDS PEDIATRICS		3,328	157	5%	3,485
ADVENTHEALTH CENTRA CARE HUNTERS CREEK		3,140	340	10%	3,480
PALMS OF PASADENA HOSPITAL		3,090	355	10%	3,445
WESTCHESTER HOSPITAL	23	2,811	603	18%	3,437
NORTHWEST FLORIDA COMMUNITY HOSPITAL	23	2,428	960	28%	3,411
MEDICAL DNA LABS LLC	2	3,174	232	7%	3,408
DOCTORS HOSPITAL OF SARASOTA CLINICAL LABORATORY		2,986	388	11%	3,374
MEDEXPRESS URGENT CARE OF BOYNTON BEACH LLC		3,249	97	3%	3,346
RAULERSON HOSPITAL		2,811	517	16%	3,328
ACUTIS DIAGNOSTICS	15	2,804	491	15%	3,310
MIDWAY SPECIALTY CARE CENTER DIAGNOSTICS	37	3,027	217	7%	3,281
SUNCOAST PATHOLOGY ASSOCIATES		3,040	231	7%	3,271
BAPTIST HEALTH SOUTH FLORIDA - CORAL GABLES (UNIVERSITY) URGENT CARE		2,867	390	12%	3,257
DOCTORS URGENT CARE LLC	1	2,640	566	18%	3,207
CLINICAL REFERENCE LABORATORY	2	3,093	111	3%	3,206
ADVENTHEALTH CENTRA CARE LEE ROAD		2,987	201	6%	3,188
ADVENTHEALTH CENTRA CARE CLERMONT		2,940	228	7%	3,168
NATIONWIDE LABORATORY SERVICES INC	132	2,635	382	12%	3,149
MEMORIAL HOSPITAL- MIRAMAR	12	2,886	234	7%	3,132
MEDEXPRESS URGENT CARE HUDSON		2,803	318	10%	3,121
ADVENTHEALTH CENTRA CARE WATERFORD LAKES		2,827	270	9%	3,097
BAPTIST HEALTH SOUTH FLORIDA - TAMiami TRAIL URGENT CARE		2,485	601	19%	3,086
ADVENTHEALTH CENTRA CARE KISSIMMEE		2,858	198	6%	3,056
BAPTIST HEALTH SOUTH FLORIDA - PINECREST URGENT CARE		2,645	383	13%	3,028
TWIN CITIES HOSPITAL	1	2,678	343	11%	3,022
THE CENTER FOR URGENT CARE	3	2,480	535	18%	3,018
BETHESDA HOSPITAL WEST		2,748	263	9%	3,011
ADVENTHEALTH CENTRA CARE SANFORD		2,773	215	7%	2,988
ADVENTHEALTH CENTRA CARE LAKE MARY		2,800	183	6%	2,983
ADVENTHEALTH CENTRA CARE APOPKA		2,681	285	10%	2,966
BAPTIST HEALTH SOUTH FLORIDA - CORAL GABLES URGENT CARE		2,501	451	15%	2,952
ADVENTIST HEALTH SYSTEMS, SUNBELT INC		2,721	190	7%	2,911
MEDEXPRESS URGENT CARE - ESTERO		2,688	210	7%	2,898
STONE CLINICAL LABORATORIES		2,789	96	3%	2,885
URGENT CARE CURE	2	2,498	367	13%	2,867
SARKIS CLINICAL TRIALS		2,532	324	11%	2,856
BAPTIST HEALTH SOUTH FLORIDA - PALMETTO BAY URGENT CARE		2,390	423	15%	2,813
WALGREENS ORLANDO	3	2,479	324	12%	2,806
BAYFRONT HEALTH - SEVEN RIVERS		2,584	221	8%	2,805
MINUTECLINIC LLC #3703		2,398	390	14%	2,788
BAPTIST HEALTH SOUTH FLORIDA - KENDALE LAKES URGENT CARE		2,216	544	20%	2,760
ADVENTHEALTH CENTRA CARE MOUNT DORA		2,531	228	8%	2,759
WALGREEN CO	2	2,438	316	11%	2,756
BAPTIST HEALTH SOUTH FLORIDA - WESTON URGENT CARE		2,476	278	10%	2,754
BAPTIST HEALTH SOUTH FLORIDA - DAVIE URGENT CARE		2,336	418	15%	2,754

COVID-19: testing by laboratory

Data through Dec 25, 2020 verified as of Dec 26, 2020 at 09:25 AM

Data in this report are provisional and subject to change.

The numbers in the table below represent the number of Florida and non-Florida residents for whom test results were received by the Department of Health. A person can be tested by more than one laboratory and can have both positive and negative results. **Therefore, the sum of the numbers in each column will be larger than the total number of people tested.**

Reporting lab	Inconclusive	Negative	Positive	Percent positive	Total
VETERANS AFFAIRS MEDICAL CENTER - ORLANDO		1,342	1,406	51%	2,748
ADVENTHEALTH CENTRA CARE LAKELAND	1	2,518	226	8%	2,745
TRINITY SPRINGS		2,448	284	10%	2,732
MEDCOMP SCIENCES LLC	29	1,319	1,371	50%	2,719
MINUTECLINIC		2,410	308	11%	2,718
AHCC WESLEY CHAPEL		2,508	197	7%	2,705
EMPIRE CITY LABORATORIES INC	23	2,316	352	13%	2,691
CENTRA CARE - WATERFORD LAKES		2,097	573	21%	2,670
BAYFRONT HEALTH - BROOKSVILLE		2,330	329	12%	2,659
ASCENSION SACRED HEART - EMERALD COAST		2,239	414	16%	2,653
COMMUNITY HEALTH CENTERS OF PINELLAS INC		2,252	389	15%	2,641
ATLANTIS URGENT CARE	1	1,596	1,024	39%	2,621
ADVENTHEALTH CENTRA CARE ALTAMONTE		2,438	170	7%	2,608
LAKESIDE MEDICAL CENTER		2,022	515	20%	2,537
ADVENT HEALTH - OCALA		2,124	412	16%	2,536
PEDIATRIC HEALTH CARE ALLIANCE PA		2,337	198	8%	2,535
CITRUS MEMORIAL HOSPITAL LABORATORY		2,212	315	12%	2,527
PRECISION HEALTH SOLUTIONS		2,450	67	3%	2,517
ADVENTHEALTH CENTRA CARE OVIEDO		2,275	242	10%	2,517
COASTAL MED URGENT CARE		1,372	1,131	45%	2,503
BARTOW REGIONAL MEDICAL CENTER	1	2,161	329	13%	2,491
SELECT LABORATORIES - MARION COUNTY, FL LLC	3	2,302	171	7%	2,476
ENGLEWOOD COMMUNITY HOSPITAL		2,259	211	9%	2,470
MEDEXPRESS URGENT CARE - WEST TAMPA		2,334	131	5%	2,465
HEALTH FIRST ADVENTHEALTH CENTRA CARE GATEWAY		2,305	143	6%	2,448
MEMORIAL HOSPITAL PEMBROKE	3	2,128	284	12%	2,415
AMELIA URGENT CARE		1,468	942	39%	2,410
MEDEXPRESS URGENT CARE - ROYAL PALM BEACH		2,287	111	5%	2,398
ADVENTHEALTH CENTRA CARE SAND LAKE		2,269	117	5%	2,386
ADVENT HEALTH - HEART OF FLORIDA ER	1	2,124	243	10%	2,368
TALLAHASSEE PRIMARY CARE ASSOCIATES		2,122	223	10%	2,345
ADVENTHEALTH CENTRA CARE LONGWOOD		2,215	128	5%	2,343
ADVENTHEALTH CENTRA CARE AZALEA PARK		2,118	215	9%	2,333
ADVENTHEALTH CENTRA CARE PORT ORANGE		2,211	117	5%	2,328
MEDEXPRESS URGENT CARE - GOLDEN GATE		2,184	140	6%	2,324
MEDEXPRESS URGENT CARE PALM BEACH GARDENS		2,231	83	4%	2,314
BMCT Molecular Diagnostics Subsection		1,911	399	17%	2,310
LEE HEALTH - COCONUT POINT CLINICAL LAB	2	1,872	433	19%	2,307
BAPTIST HEALTH URGENT CARE AT SAWGRASS		1,961	335	15%	2,296
US BIOTEK LABORATORIES	5	2,026	264	12%	2,295
HOLIDAY CVS LLC DBA CVS PHARMACY #5154		2,244	49	2%	2,293
DESOTO MEMORIAL HOSPITAL	3	1,902	386	17%	2,291
BAPTIST HEALTH SOUTH FLORIDA - BRICKELL URGENT CARE		1,899	381	17%	2,280
HIGHLANDS REGIONAL MEDICAL CENTER		1,803	458	20%	2,261
COMMUNITY HEALTH NORTHWEST FLORIDA	4	1,725	531	23%	2,260
SPORTS DRUG TESTING LABORATORY	39	2,150	62	3%	2,251

COVID-19: testing by laboratory

Data through Dec 25, 2020 verified as of Dec 26, 2020 at 09:25 AM

Data in this report are provisional and subject to change.

The numbers in the table below represent the number of Florida and non-Florida residents for whom test results were received by the Department of Health. A person can be tested by more than one laboratory and can have both positive and negative results. **Therefore, the sum of the numbers in each column will be larger than the total number of people tested.**

Reporting lab	Inconclusive	Negative	Positive	Percent positive	Total
HEALTH FIRST ADVENTHEALTH CENTRA CARE TITUSVILLE		2,091	137	6%	2,228
PRIMEHEALTH URGENT CARE	1	1,863	360	16%	2,224
ADVENTHEALTH CENTRA CARE ORANGE LAKE		2,060	161	7%	2,221
CENTRA CARE SAINT CLOUD	1	1,885	303	14%	2,189
MICROGEN DX		1,670	478	22%	2,148
LOWER KEYS MEDICAL CENTER		1,866	230	11%	2,096
PARAMOUNT URGENT CARE		1,124	971	46%	2,095
BAYFRONT HEALTH - PUNTA GORDA		1,957	123	6%	2,080
MEDEXPRESS URGENT CARE - LAKELAND		1,926	123	6%	2,049
ADVENTHEALTH CENTRA CARE SOUTH ORANGE		1,882	152	7%	2,034
PHYSICIANS REGIONAL MEDICAL CENTER - COLLIER BLVD	1	1,521	504	25%	2,026
ADVENTHEALTH CENTRA CARE LEESBURG		1,859	163	8%	2,022
MARINERS HOSPITAL		1,847	173	9%	2,020
DOCTORS URGENT CARE OF LUTZ LLC	1	1,612	404	20%	2,017
PALMS MEDICAL GROUP	5	1,473	528	26%	2,006
CLARITY LAB SOLUTIONS		1,734	263	13%	1,997
INDIAN RIVER MEDICAL CENTER		1,771	224	11%	1,995
PHYSICIANS STAT LAB	2	948	1,043	52%	1,993
BAYFRONT HEALTH - SPRING HILL		1,811	162	8%	1,973
DOC SMILEY'S URGENT CARE		1,705	247	13%	1,952
BAPTIST HEALTHCARE - GULF BREEZE HOSPITAL	3	1,665	281	14%	1,949
EMERALD COAST URGENT CARE		1,494	451	23%	1,945
BAPTIST HEALTH - CLAY		1,638	270	14%	1,908
BAPTIST HEALTH EMERGENCY CENTER COUNTRY WALK	1	1,593	301	16%	1,895
ADVENTHEALTH PROMPT CARE	1	1,333	556	29%	1,890
BAPTIST HEALTH - OAKLEAF		1,554	313	17%	1,867
ESCAMBIA COMMUNITY CLINICS INC	4	1,404	450	24%	1,858
ADVENTHEALTH CENTRA CARE COLONIAL TOWN		1,742	115	6%	1,857
ADVENT HEALTH - NEW SMYRNA		1,442	408	22%	1,850
NXGEN MDX LLC	3	1,688	152	8%	1,843
SCION LAB SERVICES LLC	18	1,697	126	7%	1,841
BAYA PHARMACY & URGENT CARE		1,281	554	30%	1,835
DOCTORS TEST CENTERS		1,593	228	13%	1,821
LABORATORY OF FLORIDA LLC	40	1,641	112	6%	1,793
PROHEALTH		707	1,083	61%	1,790
MEDEXPRESS URGENT CARE CAPE CORAL		1,547	234	13%	1,781
HEALTH FIRST ADVENTHEALTH CENTRA CARE COCOA		1,667	100	6%	1,767
BAPTIST HEALTH SOUTH FLORIDA - MIAMI BEACH URGENT CARE		1,515	244	14%	1,759
HealthSentry_UHS	1	1,641	115	7%	1,757
FLORIDA FAMILY LABORATORY, INC DBA	3	1,608	121	7%	1,732
MEDEXPRESS URGENT CARE - DELAND		1,595	111	7%	1,706
NCF DIAGNOSTICS & DNA TECHNOLOGIES LAB	46	1,418	207	12%	1,671
EMERALD COAST URGENT CARE, LLC	1	1,260	388	24%	1,649
GENUS3		1,581	64	4%	1,645
MINUTECLINIC LLC # 0709		1,415	224	14%	1,639
ASSOCIATED PATHOLOGISTS, LLC	3	1,366	269	16%	1,638

COVID-19: testing by laboratory

Data through Dec 25, 2020 verified as of Dec 26, 2020 at 09:25 AM

Data in this report are provisional and subject to change.

The numbers in the table below represent the number of Florida and non-Florida residents for whom test results were received by the Department of Health. A person can be tested by more than one laboratory and can have both positive and negative results. **Therefore, the sum of the numbers in each column will be larger than the total number of people tested.**

Reporting lab	Inconclusive	Negative	Positive	Percent positive	Total
FLOWERS HOSPITAL		1,481	145	9%	1,626
EMERALD COAST URGENT CARE LLC		1,263	357	22%	1,620
JW PLASTIC SURGERY		1,368	237	15%	1,605
ADVENTIST HEALTH SYSTEMS SUNBELT IN DBA		1,509	81	5%	1,590
TAMPA COMMUNITY HOSPITAL		1,336	253	16%	1,589
MEDEXPRESS URGENT CARE LEHIGH ACRES		1,423	146	9%	1,569
OPTEO LABORATORY		1,521	33	2%	1,554
HEALTH FIRST ADVENTHEALTH CENTRA CARE MALABAR		1,430	113	7%	1,543
MEDEXPRESS PORT CHARLOTTE		1,434	99	6%	1,533
MEDEXPRESS FORT MYERS		1,338	177	12%	1,515
ADVENTHEALTH CENTRA CARE KIDS LAKE MARY		1,419	66	4%	1,485
ADVENT HEALTH CENTRA CARE -WINTER PARK KIDS URGENT CARE		1,342	114	8%	1,456
FLORIDA COMMUNITY HEALTH CENTER		1,196	258	18%	1,454
VENTURE MEDICAL OF FLORIDA LLC		1,329	122	8%	1,451
SPARROW HEALTHCARE	2	1,238	210	14%	1,450
MELBOURNE MEDICAL LABORATORY□	2	1,266	180	12%	1,448
PREMIER URGENT CARE OF BREVARD LLC		1,226	203	14%	1,429
BIOCERNA LLC	9	1,248	164	12%	1,421
MEDFAST URGENT CARE CENTERS LLC		102	1,307	93%	1,409
PATIENTS CHOICE LABORATORIES		828	581	41%	1,409
MINUTECLINIC LLC #3631		1,199	205	15%	1,404
UHEALTH DEERFIELD BEACH/UMSYLVESTER DEERFIELD BEACH LABORATORY	3	1,340	53	4%	1,396
MINUTECLINIC LLC 5852		1,191	200	14%	1,391
ADVANCE MEDICAL OF NAPLES		309	1,063	77%	1,372
JACKSON HOSPITAL CLINICAL LABORATORY		1,175	185	14%	1,360
NORTH SHORE LONG ISLAND JEWISH HEALTH		1,308	52	4%	1,360
ASCENSION ST VINCENT'S - SOUTHSIDE		1,309	49	4%	1,358
MEDEXPRESS URGENT CARE - VERO BEACH		1,181	154	12%	1,335
LABTECH DIAGNOSTIC		1,085	246	18%	1,331
MARTIN HEALTH SYSTEM - ST LUCIE WEST		1,205	121	9%	1,326
DYNIX DIAGNOSTIX		1,121	197	15%	1,318
FLORIDA MEDICAL CLINIC	2	731	565	44%	1,298
BARDMOOR LABORATORY	6	1,097	164	13%	1,267
IGENOMIX USA LLC	38	1,107	109	9%	1,254
ARCPPOINT LABS		739	514	41%	1,253
DONALD W ROBERTSON DO PA		965	288	23%	1,253
NCH NORTHEAST	6	948	299	24%	1,253
ASSURANCE SCIENTIFIC LABORATORIES	1	999	250	20%	1,250
PARAMOUNT URGENT CARE - WINDERMERE		852	391	31%	1,243
GESSLER CLINIC		739	486	40%	1,225
MC DIAGNOSTIC OF CONNECTICUT, PC #2220		1,043	173	14%	1,216
CLINICORE		1,124	91	7%	1,215
MEDEXPRESS URGENT CARE - CLEWISTON		1,047	158	13%	1,205
PARAMOUNT URGENT CARE - ORLANDO		841	358	30%	1,199
ACCESS MEDICAL LABS		746	448	38%	1,194
SHELL POINT NURSING PAVILION	1	1,157	35	3%	1,193

COVID-19: testing by laboratory

Data through Dec 25, 2020 verified as of Dec 26, 2020 at 09:25 AM

Data in this report are provisional and subject to change.

The numbers in the table below represent the number of Florida and non-Florida residents for whom test results were received by the Department of Health. A person can be tested by more than one laboratory and can have both positive and negative results. **Therefore, the sum of the numbers in each column will be larger than the total number of people tested.**

Reporting lab	Inconclusive	Negative	Positive	Percent positive	Total
MEDONE PLLC		942	237	20%	1,179
CAREFAST+		835	343	29%	1,178
MEDEXPRESS URGENT CARE CORAL SPRINGS		1,083	89	8%	1,172
UNIVERSITY OF ALABAMA AT BIRMINGHAM		1,139	26	2%	1,165
EMERGENCY PHYSICIANS MEDICAL CENTER		251	913	78%	1,164
ADVENTHEALTH CENTRA CARE		1,052	106	9%	1,158
PARAMOUNT URGENT CARE - OVIEDO		735	411	36%	1,146
NYU HOSPITALS CENTER CLINICAL LABORATORIES		1,083	34	3%	1,117
CAPSTONE HEALTHCARE		782	327	29%	1,109
BAPTIST HEALTH SOUTH FLORIDA - COUNTRY WALK URGENT CARE EXPRESS		964	142	13%	1,106
CARENOW URGENT CARE		737	368	33%	1,105
TEMPUS CLINICAL LABORATORY	9	976	120	11%	1,105
MINUTECLINIC LLC #4415		894	196	18%	1,090
PATIENTS FIRST - THOMASVILLE ROAD		953	130	12%	1,083
ADVENT HEALTH - DADE CITY		965	105	10%	1,070
VAVA PARTNERS LLC		436	628	59%	1,064
VERITAS GENETICS	45	922	95	9%	1,062
RAINBOW RIVER MEDICAL LABORATORY		977	82	8%	1,059
ADVENTHEALTH CENTRA CARE CONWAY		934	122	12%	1,056
BAY MEDICAL CENTER SACRED HEART HEALTH SYSTEM		776	269	26%	1,045
PARRISH MEDICAL CENTER	1	911	112	11%	1,024
AMELIA EXPRESS CARE		642	378	37%	1,020
LAB24 INC	3	348	665	65%	1,016
LEE HEALTH CONVENIENT CARE - PAGE FIELD		858	158	16%	1,016
ACCU REFERENCE MEDICAL LAB		632	382	38%	1,014
MINUTECLINIC LLC #5249		823	189	19%	1,012
EPN URGENT CARE NAPLES	2	746	260	26%	1,008
TOM LEE COMMUNITY HEALTH CENTER		682	324	32%	1,006
BAPTIST HEALTH SOUTH FLORIDA - KEY BISCANE URGENT CARE EXPRESS		883	121	12%	1,004
PHYSICIANS PRIMARY CARE	2	854	138	14%	994
COASTAL LABORATORIES		779	208	21%	987
PHARMCO RX	1	881	97	10%	979
VERITOR		821	116	12%	937
QUICK CARE MED PL	2	798	135	14%	935
VRL EUROFINIS - DALLAS		913	13	1%	926
MINUTECLINIC LLC #5253		803	114	12%	917
NORTH FLORIDA PEDIATRICS-TALLAHASSEE		840	65	7%	905
ASCENSION SACRED HEART - GULF		716	182	20%	898
GENESIS LABORATORY MANAGEMENT	6	753	136	15%	895
MINUTECLINIC LLC #5854		761	129	14%	890
PHYSICIAN ASSOCIATES		809	77	9%	886
MINUTECLINIC LLC #3463		754	129	15%	883
MEDEXPRESS URGENT CARE BOCA RATON		818	54	6%	872
BAYFRONT HEALTH - CITRUS HILLS		737	131	15%	868
GENE TOX WORLDWIDE	58	705	94	11%	857
MEDEXPRESS URGENT CARE - JAX ATLANTIC BLVD		777	74	9%	851

COVID-19: testing by laboratory

Data through Dec 25, 2020 verified as of Dec 26, 2020 at 09:25 AM

Data in this report are provisional and subject to change.

The numbers in the table below represent the number of Florida and non-Florida residents for whom test results were received by the Department of Health. A person can be tested by more than one laboratory and can have both positive and negative results. **Therefore, the sum of the numbers in each column will be larger than the total number of people tested.**

Reporting lab	Inconclusive	Negative	Positive	Percent positive	Total
HOLIDAY CVS LLC DBA CVSPHARMACY #5155		823	27	3%	850
STEWART REFERENCE LABORATORY	1	539	305	36%	845
HISTOPATHOLOGY SERVICES, LLC		729	91	11%	820
FLORIDA HOSPITAL ORLANDO		743	74	9%	817
PENSACOLA PEDIATRICS PA	1	707	101	12%	809
LAKE WALES MEDICAL CENTER INC		719	89	11%	808
ASCENSION ST VINCENT'S - CLAY		775	29	4%	804
LENCO MEDICAL LABORATORY		774	26	3%	800
MINUTECLINIC LLC #5190		680	111	14%	791
PEDIATRIC HEALTH CARE ALLIANCE - NORTHDAL		734	57	7%	791
NITE LITE PEDIATRICS		228	562	71%	790
PHAROS HEALTH		623	167	21%	790
PRIMEHEALTH URGENT CARE INC		683	102	13%	785
ELLENTON URGENT CARE		572	212	27%	784
STAGEZERO LIFE SCIENCES INC	1	723	59	8%	783
AMELIA EXPRESS CARE LLC		695	85	11%	780
SOLARIS HEALTHCARE PALATKA		766	13	2%	779
ST ANNES NURSING CENTER		763	12	2%	775
PARAMOUNT URGENT CARE VILLAGES		506	262	34%	768
MACDILL AIR FORCE BASE		709	51	7%	760
MINI ER WATERFORD LAKES, THE		665	92	12%	757
MINUTECLINIC LLC #7886		668	75	10%	743
BAPTIST HEALTHCARE - JAY HOSPITAL		582	157	21%	739
DYNIX DIAGNOSTICS	2	522	211	29%	735
UHEALTH CLINIC AT WALGREENS		604	124	17%	728
PRO CLINIC		610	115	16%	725
NONE		308	411	57%	719
CENTRA CARE		443	274	38%	717
DEPARTMENT OF CLINICAL LABS		704	12	2%	716
ACCESS POINT HEALTHCARE URGENT & PRIMARY CARE		560	156	22%	716
CAREFAST MURABELLA		501	213	30%	714
DISNEY COVID TEST SITE		703	9	1%	712
WHITE WILSON MEDICAL CENTER		86	623	88%	709
ADVENT HEALTH LAB - ORLANDO		429	276	39%	705
CHARLES AIESI CONSULTING INC	1	639	62	9%	702
NAPLES URGENT CARE	1	449	249	36%	699
PRIMARY CARE OF THE TREASURE COAST		617	79	11%	696
DOC SMILEYS URGENT CARE LLC		561	127	18%	688
PREMIER MEDICAL LABORATORY SERVICES	1	463	222	32%	686
EUROFINS NTD, LLC		641	35	5%	676
MINI ER ADULT AND PEDIATRIC URGENT CARE		574	98	15%	672
ED FRASER MEMORIAL HOSPITAL		518	144	22%	662
TYNDALL AIR FORCE BASE		529	132	20%	661
VENICE REGIONAL MEDICAL CENTER		573	86	13%	659
WILLOWBROOKE COURT AT EDGEWATER POINTE ESTATES		645	8	1%	653
CENTRA CARE - SOUTH ORANGE		476	175	27%	651

COVID-19: testing by laboratory

Data through Dec 25, 2020 verified as of Dec 26, 2020 at 09:25 AM

Data in this report are provisional and subject to change.

The numbers in the table below represent the number of Florida and non-Florida residents for whom test results were received by the Department of Health. A person can be tested by more than one laboratory and can have both positive and negative results. **Therefore, the sum of the numbers in each column will be larger than the total number of people tested.**

Reporting lab	Inconclusive	Negative	Positive	Percent positive	Total
NCH HEALTHCARE SYSTEM MICROBIOLOGY LAB		1	650	100%	651
COASTAL PEDIATRIC GROUP		575	75	12%	650
MINUTECLINIC LLC #5069		561	88	14%	649
BAPTIST HEALTH EMERGENCY CENTER AT WEST CORAL WAY		497	151	23%	648
MAVERICK LABS		456	186	29%	642
MARION E FETHER MEDICAL CENTER, THE		590	46	7%	636
BROWNWOOD CARE CENTER		552	77	12%	629
BAPTIST HEALTH - MD ANDERSON CANCER CENTER		619	4	1%	623
THE HEALTH CENTER OF PLANT CITY		616	7	1%	623
CVS HEALTH		451	165	27%	616
HOLY CROSS HOSPITAL		12	596	98%	608
MINUTECLINIC, LLC DBA MINUTECLINIC #4717		591	14	2%	605
VITAS HEALTHCARE CORPORATION OF FLA		600	3	0%	603
PATIENTS FIRST - MAHAN DRIVE		164	435	73%	599
ADVENT HEALTH CENTRA CARE - MOUNT DORA		276	319	54%	595
DOCTOR'S MEMORIAL HOSPITAL		464	126	21%	590
FLAGLER HOSPITAL	8	29	546	94%	583
MINUTECLINIC LLC #3705		523	57	10%	580
ADVENT HEALTH CENTRA CARE - WATERFORD LAKES		481	94	16%	575
Victoria Nursing and Rehabilitation Center		545	29	5%	574
POINT OF CARE TESTING SITE		550	23	4%	573
DR G'S URGENT CARE		502	69	12%	571
PARAMOUNT URGENT CARE - CLERMONT		426	143	25%	569
Tampa Lakes Health and Rehabilitation Center	2	500	65	11%	567
PALM HARBOR PHARMACY		486	78	14%	564
TREASURE COAST MEDICAL ASSOCIATES INC		449	110	20%	559
Community_Health		447	111	20%	558
VITAE DIAGNOSTICS		534	13	2%	547
VETERANS AFFAIRS MEDICAL CENTER - JAMES A HALEY			546	100%	546
LEE COUNTY EMERGENCY MEDICAL SERVICE		480	65	12%	545
ADDICTION LABS OF AMERICA	2	503	39	7%	544
KENDALL HEALTHCARE PROPERTIES DBA	2	525	16	3%	543
MANOR PINES CONVALESCENT CENTER LLC	1	526	15	3%	542
PALACE NURSING HOME & REHAB CENTER		538	3	1%	541
SANTA ROSA MEDICAL GROUP		453	88	16%	541
TACACHALE CLINICAL LABORATORY		521	18	3%	539
MEDICAL FP - WHOLE FAMILY HEALTH CENTER		427	111	21%	538
MOUNT SINAI LABORATORY		518	20	4%	538
BOND URGENT CARE LLC		400	134	25%	534
HOLMES REGIONAL MEDICAL CENTER		5	526	99%	531
NCF DIAGNOSTICS & DNA TECHNOLOGIES	15	197	318	60%	530
The Sands at South Beach		526	4	1%	530
ECCOLAB GROUP	1	143	386	73%	530
UNIVERSITY OF WEST FLORIDA STUDENT HEALTH SERVICES	1	434	92	17%	527
LABORATORY SPECIALISTS OF MICHIGAN		361	166	31%	527
PRIMARY CARE SERVICES AT INDIAN RIVER ESTATES		519	7	1%	526

COVID-19: testing by laboratory

Data through Dec 25, 2020 verified as of Dec 26, 2020 at 09:25 AM

Data in this report are provisional and subject to change.

The numbers in the table below represent the number of Florida and non-Florida residents for whom test results were received by the Department of Health. A person can be tested by more than one laboratory and can have both positive and negative results. **Therefore, the sum of the numbers in each column will be larger than the total number of people tested.**

Reporting lab	Inconclusive	Negative	Positive	Percent positive	Total
TENNESSEE DOH - NASHVILLE	2	463	58	11%	523
ST JOHN'S NURSING CENTER		514	8	2%	522
COVANCE CLINICAL RESEARCH UNIT INC		512	8	2%	520
SOUTHEAST ALABAMA MEDICAL CENT		470	48	9%	518
GENEIQ		491	26	5%	517
MINUTECLINIC LLC		450	66	13%	516
SHORELINE PHYSICIAN GROUP		333	183	35%	516
SEBASTIAN RIVER MEDICAL CENTER	2	400	104	21%	506
NORTH FLORIDA PEDIATRICS - LAKE CITY		358	146	29%	504
OPTUM LABS LLC		409	95	19%	504
MINUTECLINIC LLC # 3579		437	63	13%	500
MOLECULAR INFECTIOUS DISEASES		492	7	1%	499
GULF COAST MOLECULAR LABORATORIES	11	414	73	15%	498
PARAMOUNT URGENT CARE INC		232	266	53%	498
GULF COAST VILLAGE		472	25	5%	497
TREE HOUSE PEDIATRICS PLLC		451	46	9%	497
JOHN KNOX VILLAGE HEALTH CENTER		489	8	2%	497
CLINICAL PATHOLOGY LABS		386	106	22%	492
NORTH SHORE LIJ URGENT CARE PC		470	21	4%	491
CREEKSIDE CARE CENTER	1	406	84	17%	491
MINUTECLINIC LLC #5214		454	35	7%	489
MINUTECLINIC LLC #3662		430	58	12%	488
MINUTECLINIC LLC # 0514		448	39	8%	487
GOLDEN GLADES NURSING & REHABILITATION CTR		476	6	1%	482
DAVITA LABORATORY		426	55	11%	481
VILLA MARIA NURSING & REHAB CENTER INC	1	469	11	2%	481
PALM GARDEN OF PORT SAINT LUCIE		474	5	1%	479
MINUTE CLINIC LLC		421	58	12%	479
VETERANS AFFAIRS MEDICAL CENTER - BAY PINES		16	462	97%	478
LIFE CARE CENTER OF NEW PORT RICHEY		447	28	6%	475
MID-FLORIDA PATHOLOGY		377	96	20%	473
KEYS AHEC SCHOOL MEDICAL CLINIC	6	407	57	12%	470
C.W. BILL YOUNG VA MEDICAL CENTER		17	453	96%	470
NORTH OKALOOSA MEDICAL CENTER		257	209	45%	466
LIFE CARE CENTER OF ORANGE PARK		456	9	2%	465
MEDRITE MEDICAL CARE, PC	221	216	25	5%	462
Signature HealthCare Center of Waterford		445	12	3%	457
MEDICAL VB		346	111	24%	457
CLARITY LABS		394	62	14%	456
JACKSON MEMORIAL LONG TERM CARE CENTER		446	10	2%	456
HOLMES REG MED CENTER CLINICAL LAB		387	69	15%	456
COASTAL URGENT CARE		374	81	18%	455
INTEGRITY LABORATORIES, LLC	1	356	97	21%	454
LIFE CARE CENTER OF HILLIARD		443	9	2%	452
ANY LAB TEST NOW	1	311	140	31%	452
MINUTECLINIC LLC #7887		407	41	9%	448

COVID-19: testing by laboratory

Data through Dec 25, 2020 verified as of Dec 26, 2020 at 09:25 AM

Data in this report are provisional and subject to change.

The numbers in the table below represent the number of Florida and non-Florida residents for whom test results were received by the Department of Health. A person can be tested by more than one laboratory and can have both positive and negative results. **Therefore, the sum of the numbers in each column will be larger than the total number of people tested.**

Reporting lab	Inconclusive	Negative	Positive	Percent positive	Total
WOODLANDS MEDICAL SPECIALISTS		346	101	23%	447
CLEWISTON NURSING AND REHABILITATION CENTER		439	4	1%	443
CONSULATE HEALTH CARE OF NEW PORT RICHEY		433	9	2%	442
NEW YORK HOSPITAL LABORATORIES	1	428	11	3%	440
MEMORIAL PEMBROKE 24/7 CARE CENTER		336	102	23%	438
ALTRU DIAGNOSTICS INC	2	410	25	6%	437
ARCPPOINT LABS OF CORAL SPRINGS FL		405	32	7%	437
INTERLACHEN PEDIATRICS		417	19	4%	436
FISHERMENS HOSPITAL CLINICAL LAB		402	33	8%	435
FLORIDA DEPARTMENT OF HEALTH IN POLK COUNTY	2	345	87	20%	434
PATIENTS FIRST LAKE ELLA MEDICAL CENTER		392	39	9%	431
MIAMI JEWISH HEALTH SYSTEMS		416	14	3%	430
AVECINA MEDICAL JULINGTON	1	240	189	44%	430
CONSULATE HEALTHCARE OF VERO BEACH	12	401	17	4%	430
EMERALD SHORES HEALTH AND REHABILITATION		353	77	18%	430
NORTH FLORIDA PEDIATRICS PA - SUWANNEE		349	80	19%	429
ST CLOUD REGIONAL MEDICAL CENTER CLINICAL LAB		378	50	12%	428
EDEN SPRINGS NURSING AND REHAB CENTER		363	63	15%	426
JACKSON MEMORIAL PERDUE MEDICAL CENTER		412	13	3%	425
MINUTECLINIC LLC #1055		338	87	20%	425
SMA SPECIALTY MEDICAL LAB		115	310	73%	425
MYTEST DIAGNOSTICS		395	29	7%	424
RIVER GARDEN HEBREW HOME FOR THE AGED		377	45	11%	422
MINUTECLINIC LLC #1771		372	50	12%	422
GARCIA CLINICAL LABORATORY		28	392	93%	420
ENZO CLINICAL LABS INC	1	401	15	4%	417
THERADOC		152	264	63%	416
NEW PLANT CITY FAMILY CARE	1	221	193	47%	415
ADVENT HEALTH CENTRA CARE - PORT ORANGE		29	385	93%	414
FLO-MEDILAB SERVICES		186	227	55%	413
FOUNTAIN MANOR HEALTH AND REHAB CENTER	1	398	13	3%	412
MINUTECLINIC, LLC (CLINIC 10699)		354	56	14%	410
Good Samaritan Society Kissimmee Village		352	58	14%	410
LEHIGH REGIONAL MEDICAL CENTER LAB		368	41	10%	409
PALM GARDEN OF VERO BEACH		382	25	6%	407
MINUTECLINIC LLC #8396		362	44	11%	406
Southern Oaks Care Center	1	386	17	4%	404
HEALTH CENTER AT BRENTWOOD	1	372	31	8%	404
MINUTECLINIC LLC # 3686		344	60	15%	404
THE PRESERVE		398	4	1%	402
BRASHEAR'S VITAL CARE CORP		235	167	42%	402
MINUTECLINIC LLC #7173		362	38	10%	400
TIDE LABORATORIES		356	42	11%	398
FORT MYERS INTERNAL MEDICINE, LLC		365	32	8%	397
ADVENT HEALTH CENTRA CARE - WINTER PARK		257	138	35%	395
MINI ER AND URGENT CARE		289	105	27%	394

COVID-19: testing by laboratory

Data through Dec 25, 2020 verified as of Dec 26, 2020 at 09:25 AM

Data in this report are provisional and subject to change.

The numbers in the table below represent the number of Florida and non-Florida residents for whom test results were received by the Department of Health. A person can be tested by more than one laboratory and can have both positive and negative results. **Therefore, the sum of the numbers in each column will be larger than the total number of people tested.**

Reporting lab	Inconclusive	Negative	Positive	Percent positive	Total
VETERANS AFFAIRS MEDICAL CENTER		40	353	90%	393
SPECTOR SCIENTIFIC LAB	1	188	203	52%	392
INTELEX LABS, LLC		375	16	4%	391
HILLCREST HEALTH CARE & REHABILITATION CENTER		382	8	2%	390
BARBER		13	376	97%	389
THE PALACE AT HOMESTEAD	1	375	12	3%	388
MINUTECLINIC LLC #1067		334	51	13%	385
LAUDERDALE NURSING CENTER LLC	1	373	10	3%	384
HMA SANTA ROSA MEDICAL CENTER LLC DBA		306	78	20%	384
MINUTECLINIC LLC #1821		348	36	9%	384
PROJECT HEALTH, INC SUMTERVILLE	5	331	47	12%	383
MINUTECLINIC LLC #3635		350	31	8%	381
MED FAST URGENT CARE CENTER		130	249	66%	379
MANOR AT CARPENTERS		355	21	6%	376
WILLOW BROOKE COURT AT INDIAN RIVER ESTATES		342	34	9%	376
BAYA PHARMACY WEST		8	368	98%	376
NCH HEALTHCARE BONITA		273	102	27%	375
INTERLACHEN PEDIATRICS PA		355	18	5%	373
Point of Care Testing	1	105	267	72%	373
NEW YORK PRESBYTERIAN - CUMC CLINICAL		357	15	4%	372
MINUTECLINIC LLC #3671		329	42	11%	371
URGENT CARE BETHESDA	1	318	52	14%	371
The Manor at Blue Water Bay		342	29	8%	371
MINUTECLINIC LLC #3291		334	37	10%	371
MEDONE URGENT CARE CENTER		149	222	60%	371
HENDRY REGIONAL MEDICAL CENTER		107	263	71%	370
PALM GARDEN OF JACKSONVILLE	2	338	30	8%	370
PRIMARY CARE SERVICES AT ST ANDREWS ESTATES		370			370
HARTS HARBOR HEALTH CARE CENTER		366	3	1%	369
Colonial Lakes Health Care		362	6	2%	368
MOORINGS PARK INSTITUTE, INC, THE		357	10	3%	367
VALENCIA HILLS HEALTH AND REHABILITATION CENTER		358	8	2%	366
WEST GABLES HEALTH CARE CENTER		358	8	2%	366
ETHOS WELLNESS PHARMACY		342	24	7%	366
ADVENT HEALTH - TAMPA		148	218	60%	366
Crestview Rehabilitation Center	1	239	123	34%	363
BROAD INSTITUTE CLINICAL SEQUENCING RESEARCH PLATFORM	1	354	7	2%	362
PENSACOLA PEDIATRICS	1	252	108	30%	361
Williston Care Center		355	5	1%	360
CLIFFORD CHESTER SIMS STATE VETERANS		352	5	1%	357
INFORM DIAGNOSTICS		349	6	2%	355
FLORIDA DEPT OF HEALTH IN BREVARD COUNTY	3	300	51	14%	354
FAIR HAVENS CENTER, OPCO		349	5	1%	354
Plantation Bay Rehabilitation Center		348	6	2%	354
NAVAL HOSPITAL - JACKSONVILLE		41	311	88%	352
ADVENT HEALTH CENTRA CARE - LAKE MARY	2	99	249	71%	350

COVID-19: testing by laboratory

Data through Dec 25, 2020 verified as of Dec 26, 2020 at 09:25 AM

Data in this report are provisional and subject to change.

The numbers in the table below represent the number of Florida and non-Florida residents for whom test results were received by the Department of Health. A person can be tested by more than one laboratory and can have both positive and negative results. **Therefore, the sum of the numbers in each column will be larger than the total number of people tested.**

Reporting lab	Inconclusive	Negative	Positive	Percent positive	Total
BAYSHORE DIAGNOSTICS		309	40	11%	349
SANFORD LABORATORIES		325	23	7%	348
BALDOMERO LOPEZ STATE VETERANS NURSING HOME	2	343	1	0%	346
Palm Garden of Ocala		330	16	5%	346
Santa Rosa Center for Rehabilitation and Healing		305	41	12%	346
PARKLANDS FACILITY INC	4	337	4	1%	345
KETAMINE HEALTH CENTERS LLC		315	27	8%	342
ST ANDREWS BAY SKILLED NURSING &		336	5	1%	341
LAKELAND REGIONAL HEALTH - PWC/OB		35	306	90%	341
SELECT REFERENCE LABORATORIES, LLC	1	326	12	4%	339
VETERANS AFFAIRS MEDICAL CENTER - GAINESVILLE		2	335	99%	337
NORTHEAST FLORIDA NEUROLOGY CLINICS, INC		294	43	13%	337
MY CLINICAL LAB		223	113	34%	336
UR MEDICINE LABS- CENTRAL LABORATORY		323	13	4%	336
NORTH FLORIDA REHABILITATION & SPECIALTY CARE□		332	3	1%	335
BALDWIN PEDIATRICS	1	318	16	5%	335
MEDONE URGENT CARE AT ST. AUGUSTINE		111	224	67%	335
GENESIS DIAGNOSTICS		234	101	30%	335
LIFE CARE CENTER OF PENSACOLA		327	8	2%	335
HARBOUR HEALTH CENTER		328	4	1%	332
GROWING TOGETHER PEDIATRICS LLC		307	24	7%	331
VRL EUROFINIS		320	10	3%	330
FIU-HEALTH AUXILIARY LABORATORY		302	26	8%	328
SIPARADIGM, DIAGNOSTIC INFORMATICS		273	54	17%	327
FAMILY HEALTH CENTERS OF SWF LABS	2	273	52	16%	327
SOLARIS HEALTHCARE CHARLOTTE HARBOR		312	14	4%	326
FERNANDINA BEACH REHAB AND NURSING	1	324	1	0%	326
INDIAN RIVER CTR, LLC		296	30	9%	326
MINUTECLINIC LLC #476		275	50	15%	325
CRUCIAL CARE EMERGENCY MEDICINE DOCTORS		266	58	18%	324
USAFSAM/PHE		173	150	46%	323
DOCTORS CENTER,THE		257	66	20%	323
MINUTECLINIC LLC # 3930		290	32	10%	322
DOH - INDIAN RIVER		267	52	16%	319
NORTH FLORIDA PEDIATRICS PA		277	42	13%	319
Stacey Health Care Centers Inc. dba Riverside Care Center		301	18	6%	319
NSPIRE HEALTHCARE MIAMI LAKES	3	307	9	3%	319
MIDWAY SPECIALTY CARE CENTER	3	202	113	36%	318
CITY MEDICAL OF NEW JERSEY, PC		287	28	9%	315
ABBEY DELRAY		311	3	1%	314
CITRUS NURSING CENTER LLC		299	15	5%	314
SIGNATURE HEALTHCARE OF BROOKWOOD GARDENS		313	1	0%	314
PROHEALTH MEDICAL CLINIC		62	252	80%	314
PALM BAY HOSPITAL CLINICAL LABORATORY		151	163	52%	314
MIDWAY SPECIATLY CARE CENTER		191	123	39%	314
TREASURE COAST COMMUNITY HEALTH	3	278	32	10%	313

COVID-19: testing by laboratory

Data through Dec 25, 2020 verified as of Dec 26, 2020 at 09:25 AM

Data in this report are provisional and subject to change.

The numbers in the table below represent the number of Florida and non-Florida residents for whom test results were received by the Department of Health. A person can be tested by more than one laboratory and can have both positive and negative results. **Therefore, the sum of the numbers in each column will be larger than the total number of people tested.**

Reporting lab	Inconclusive	Negative	Positive	Percent positive	Total
PEDIATRICS OF CENTRAL FLORIDA PA	9	284	19	6%	312
RUSKIN HEALTH CENTER		203	109	35%	312
MAYFLOWER ASSISTED LIVING		311	1	0%	312
GENESIS MEDICAL LABORATORY MIAMI FL.		83	228	73%	311
MINUTECLINIC LLC #3814		257	54	17%	311
MANOR CARE HEALTH SERVICES - FT MYERS		301	9	3%	310
ADVENT HEALTH CENTRA CARE - LEESBURG		13	296	96%	309
PEDIATRIC HEALTHCARE ALLIANCE PA		282	27	9%	309
MINUTECLINIC LLC #3003		252	57	18%	309
FLORIDA HOSPITAL WAUCHULA		205	102	33%	307
GOLDEN GATE FAMILY CLINIC		83	224	73%	307
READY RESPONDERS FLORIDA, PLLC		258	48	16%	306
FLORIDA HOSPITAL MEDICAL GROUP		242	64	21%	306
MEDSCAN LABORATORY INC	1	161	144	47%	306
VILLAGE AT VIENNA SQUARE,THE□	6	294	5	2%	305
MEDEXPRESS LUTZ		3	302	99%	305
MINUTECLINIC LLC		277	28	9%	305
MINUTECLINIC LLC, #10357		302	1	0%	303
ADVENTHEALTH EXPRESS CARE		152	151	50%	303
APP-UNIPATH, LLC	2	289	12	4%	303
BLOUNTSTOWN REHABILITATION CENTER LLC		212	91	30%	303
PHYSICIANS PRIMARY CARE LAB		260	41	14%	301
MINUTECLINIC LLC #4458		252	47	16%	299
MINUTECLINIC LLC #7973		262	37	12%	299
BOND AND STEELE CLINIC PA		169	129	43%	298
ADVENT HEALTH CENTRA CARE - PALM COAST		41	257	86%	298
MINUTECLINIC, LLC #4015		241	57	19%	298
CORE DIAGNOSTIC LABORATORIES LLC		220	78	26%	298
CORAL TRACE HEALTH CARE□	1	295	2	1%	298
Palmetto Subacute Care Center		290	7	2%	297
ADVENT HEALTH CENTRA CARE - TITUSVILLE		56	241	81%	297
CYPRESS VILLAGE		287	10	3%	297
CONSULATE HEALTH CARE OF BAYONET POINT	3	288	5	2%	296
BUENA VISTA URGENT CARE		264	32	11%	296
ASAP LAB LLC		198	98	33%	296
MANOR OAKS NURSING & REHAB CENTER	1	293	1	0%	295
FLORIDA GULF COAST UNIVERSITY		145	149	51%	294
NORTHWEST MEDICAL CENTER CLINICAL LABORATORY		175	116	40%	291
HAINES CITY REHABILITATION AND NURSING CENTER		280	11	4%	291
EAST LAKE PEDIATRICS		238	52	18%	290
CORAL BAY HEALTHCARE AND REHABILITATION	1	286	3	1%	290
ARCPPOINTS LABS		254	35	12%	289
AUBURN UNIVERSITY MEDICAL CLINIC		227	62	21%	289
BAPTIST PRIMARY CARE	2	228	55	19%	285
LIFE CARE CENTER OF OCALA		277	7	2%	284
LIFEBRITE	1	118	164	58%	283

COVID-19: testing by laboratory

Data through Dec 25, 2020 verified as of Dec 26, 2020 at 09:25 AM

Data in this report are provisional and subject to change.

The numbers in the table below represent the number of Florida and non-Florida residents for whom test results were received by the Department of Health. A person can be tested by more than one laboratory and can have both positive and negative results. **Therefore, the sum of the numbers in each column will be larger than the total number of people tested.**

Reporting lab	Inconclusive	Negative	Positive	Percent positive	Total
SPECIALTY HEALTH AND REHABILITATION CENTER		260	23	8%	283
LIFE CARE CENTER AT WELLS CROSSING		267	15	5%	282
FLAGLER COUNTY HEALTH DEPARTMENT		243	39	14%	282
LAKELAND REGIONAL HEALTH SYSTEMS INC		16	266	94%	282
BOCA BIOLISTICS REFERENCE LABORATORY	2	185	95	34%	282
FAST TRACK URGENT CARE CENTER		2	279	99%	281
DELTONA HEALTH CARE		259	22	8%	281
CATALYST WALK IN CLINIC		211	69	25%	280
ORLANDO HEALTH CENTER FOR REHABILITATION		274	6	2%	280
BIOCEPT		263	16	6%	279
NORTH PINELLAS STATMED QUICK QUALITY CLINICS		187	92	33%	279
PALM GARDEN OF GAINESVILLE	2	275	2	1%	279
RICARDO NAVARRO DO PA		258	20	7%	278
Ocala Health and Rehabilitation Center		271	6	2%	277
PRUITT HEALTH-SANTA ROSA		275	2	1%	277
MEDFAST URGENT CARE CENTERS		8	268	97%	276
PHYSICIANS REGIONAL WALK-IN		184	90	33%	274
XYZ LABORATORY	2	246	26	9%	274
WESTCHESTER GARDENS LIMITED PARTNERSHIP		268	5	2%	273
FLORIDA HOSPITAL HEARTLAND MED CTR LAKE PLACID		202	70	26%	272
Quest Diag Unspecifd		177	95	35%	272
MAIN STREET MEDICAL CENTER		9	262	97%	271
PALMS OF SEBRING		256	15	6%	271
SPRING HILL HEALTH AND REHABILITATION CENTER		256	13	5%	269
VETERANS AFFAIRS MEDICAL CENTER - LAKE CITY		52	217	81%	269
MEDFAST URGENT CARE CENTER		82	187	70%	269
GOOD SAMARITAN SOCIETY-DAYTONA		262	5	2%	267
ORCHARD PARK HEALTH & REHABILITATION		265	2	1%	267
ADVENT HEALTH - CELEBRATION		254	12	5%	266
BRIDGEWATER PARK HEALTH AND REHAB		257	9	3%	266
MINUTECLINIC LLC #4024		236	29	11%	265
MINUTECLINIC LLC #7225		229	35	13%	264
AVELLINO LAB USA, INC	1	253	9	3%	263
AURORA DIAGNOSTICS BERNHARDT LABORATORIES PATHOLOGY SERVICE		190	71	27%	261
CLIFFORD CHESTER SIMS VA NURSING HOME		251	9	3%	260
SPRINGTREE REHAB & HEALTH CARE CENTER		253	7	3%	260
CONSULATE HEALTHCARE OF KISSIMMEE		247	12	5%	259
MINUTECLINIC LLC #3285		226	32	12%	258
FLORIDA WOMAN CARE LABORATORY LLC		232	26	10%	258
MINUTECLINIC LLC #4201		229	28	11%	257
URGENT CARE OF THE PALM BEACHES		3	254	99%	257
BAY VILLAGE OF SARASOTA INC		254	2	1%	256
BENTON PEDIATRICS INC		234	22	9%	256
HOMESTEAD MANOR	2	214	39	15%	255
QUALITOX LABORATORIES		105	149	59%	254
ASCEND CLINICAL	2	232	20	8%	254

COVID-19: testing by laboratory

Data through Dec 25, 2020 verified as of Dec 26, 2020 at 09:25 AM

Data in this report are provisional and subject to change.

The numbers in the table below represent the number of Florida and non-Florida residents for whom test results were received by the Department of Health. A person can be tested by more than one laboratory and can have both positive and negative results. **Therefore, the sum of the numbers in each column will be larger than the total number of people tested.**

Reporting lab	Inconclusive	Negative	Positive	Percent positive	Total
MINUTECLINIC, LLC #3204		220	33	13%	253
MEDICAL CENTER CLINIC-IMMEDIATE CARE	1	208	43	17%	252
AMERICA'S PHARMACY LLC		222	29	12%	251
SHORE ACRES CARE CENTER		243	8	3%	251
Timberridge Center for Rehabilitation and Healing		227	23	9%	250
KEY WEST HEALTH AND REHAB	1	245	4	2%	250
CAPE CANAVERAL HOSPITAL		112	138	55%	250
GANDY CROSSING CARE CENTER	1	236	12	5%	249
Manatee Springs Rehabilitation and Nursing Center		237	12	5%	249
MINUTECLINIC LLC #3257		201	48	19%	249
VITAS LUTHERAN TOWERS INPATIENT PROGRAM		242	6	2%	248
BUFFALO CROSSING HEALTHCARE & REHABILITATION CTR		243	5	2%	248
HENDRY REGIONAL MEDICAL CENTER CLINICAL LABORATORY		165	81	33%	246
MARTIN MEMORIAL MEDICAL CENTER LAB		128	118	48%	246
SHELL POINT VILLAGE MEDICAL CENTER		246			246
VILLAGE DOCTORS FAMILY MEDICAL CENTER OF		197	49	20%	246
CONSULATE HEALTH CARE OF SAFETY HARBOR		242	3	1%	245
ADVENT HEALTH CENTRA CARE - ORMOND BEACH		98	146	60%	244
LIFE CARE PONTE VEDRA INC		240	3	1%	243
ST JUDE CHILDREN'S RESEARCH HOSPITAL		231	12	5%	243
Cypress Cove Care Center		170	73	30%	243
ROSEWOOD HEALTHCARE & REHABILITATION CENTER		239	4	2%	243
COASTAL PHYSICIANS, LLC		185	58	24%	243
LabCorp (Non-Interfaced)	1	109	132	55%	242
OCEAN VIEW NURSING AND REHAB CENTER		232	10	4%	242
AVENTURA REHAB AND NURSING CENTER		238	3	1%	241
MICHAEL A MIDDLETON MD PA□		233	8	3%	241
GOOD SAMARITAN CARES		236	5	2%	241
MANOR CARE NURSING CENTER OF SARASOTA FL LLC□		236	5	2%	241
24 HOUR PEDIATRIC CARE CENTER	1	221	18	8%	240
CARENOW URGENT CARE - FORT PIERCE		173	67	28%	240
CLARIDGE HOUSE NURSING CENTER		228	12	5%	240
FAIRWAY OAKS CENTER LLC	5	230	5	2%	240
Marshall Health and Rehabilitation Center		237	2	1%	239
SUWANNEE HEALTH AND REHABILITATION CENTER		234	4	2%	238
SOLARIS HEALTHCARE PARKWAY	1	235	2	1%	238
ADVENT HEALTH CENTRA CARE - ALTAMONTE SPRINGS		144	94	39%	238
MANORCARE HEALTH SERVICES - VENICE		193	45	19%	238
CHILDRENS MEDICAL ASSOCIATION		222	15	6%	237
DIAMOND RIDGE HEALTH AND REHABILITATION CENTER		222	15	6%	237
BROWARD NURSING & REHABILITATION CTR	8	226	2	1%	236
ADVENT HEALTH CENTRA CARE - UNIVERSITY	1	95	140	59%	236
MINUTECLINIC LLC #3654		203	33	14%	236
HARDEE MANOR HEALTH CARE CENTER	1	232	2	1%	235
HOPE HOSPICE AND COMMUNITY SERVICES INC	6	223	6	3%	235
MALABAR/ADVENT CENTRA CARE		47	188	80%	235

COVID-19: testing by laboratory

Data through Dec 25, 2020 verified as of Dec 26, 2020 at 09:25 AM

Data in this report are provisional and subject to change.

The numbers in the table below represent the number of Florida and non-Florida residents for whom test results were received by the Department of Health. A person can be tested by more than one laboratory and can have both positive and negative results. **Therefore, the sum of the numbers in each column will be larger than the total number of people tested.**

Reporting lab	Inconclusive	Negative	Positive	Percent positive	Total
Premier Place at The Glenview		227	7	3%	234
ROLLINS COLLEGE WELLNESS CENTER		92	142	61%	234
FL HUD DESTIN, LLC D/B/A GRAND BOULEVARD HEALTH		206	27	12%	233
MEMPHIS PATHOLOGY LABORATORY	4	212	17	7%	233
LAKE EUSTIS HEALTH AND REHABILITATION CENTER		232	1	0%	233
HERON POINTE HEALTH AND REHABILITATION	1	231			232
KISSIMMEE FACILITY OPERATIONS LLC		225	7	3%	232
SIGNATURE HEALTHCARE OF NORTH FLORIDA		229	2	1%	231
renaissance health and rehabilitation center		229	2	1%	231
VITAS HEALTHCARE CORP OF CENTRAL FL		227	4	2%	231
ADVENTHEALTH MEDICAL GROUP PROMPT CARE		182	48	21%	230
FLORIDA DEPARTMENT OF HEALTH CLAY COUNTY		148	82	36%	230
OAK HAMMOCK AT THE UNIVERSITY OF FLORIDA		223	6	3%	229
ROSEWOOD HEALTH AND REHABILITATION CENTER		224	5	2%	229
BLUE MED CONSULTANTS		222	7	3%	229
LPG COCONUT POINT		193	35	15%	228
Vi at Lakeside Village Skilled Nursing		226	2	1%	228
REGENTS PARK AT AVENTURA		221	6	3%	227
ADVENT HEALTH CENTRA CARE - COLONIAL TOWN	1	175	51	22%	227
LITTLE PINE PEDIATRICS		151	76	33%	227
TAMARAC REHABILITATION & HEALTH CENTER		227			227
Bay Breeze Senior Living and Rehabilitation Center		181	46	20%	227
SEA BREEZE REHAB AND NURSING CENTER		224	3	1%	227
Solaris HealthCare Windermere		221	5	2%	226
ARCHER HEALTH VENTURES, LLC		204	20	9%	224
ROSEN MEDICAL CENTER		199	25	11%	224
HEATHER HILL HEALTHCARE CENTER		191	33	15%	224
LEHIGH VALLEY GENOMICS			224	100%	224
JACKSONVILLE BEACH PEDIATRIC CARE CENTER		201	22	10%	223
LYNN HAVEN SPORTS COMPLEX-WALKON CLINIC		20	203	91%	223
ELLENTON PEDIATRICS		206	17	8%	223
OSPREY LODGE		212	11	5%	223
J AND G MEDICAL GROUP LLC		196	26	12%	222
PERSONALIZED GENETIC TESTING		131	91	41%	222
Bayside Care Center	1	214	6	3%	221
EAST LAKE PEDIATRICS PA		206	15	7%	221
HEALTHY STEPS PEDIATRICS		197	23	10%	220
MANDARIN PEDIATRICS		209	11	5%	220
BOCA GRANDE HEALTH CLINIC		205	13	6%	218
MINUTECLINIC LLC #5216		188	30	14%	218
THE MANOR AT CARPENTERS		185	32	15%	217
Destin Healthcare and Rehabilitation Center	1	211	4	2%	216
ST. CLOUD REGIONAL MEDICAL CENTER		199	17	8%	216
PruittHealth Santa Rosa		195	21	10%	216
LAKE PORT SQUARE		200	15	7%	215
LUTHERAN HAVEN		212	3	1%	215

COVID-19: testing by laboratory

Data through Dec 25, 2020 verified as of Dec 26, 2020 at 09:25 AM

Data in this report are provisional and subject to change.

The numbers in the table below represent the number of Florida and non-Florida residents for whom test results were received by the Department of Health. A person can be tested by more than one laboratory and can have both positive and negative results. **Therefore, the sum of the numbers in each column will be larger than the total number of people tested.**

Reporting lab	Inconclusive	Negative	Positive	Percent positive	Total
SABAL PALMS HEALTH AND REHAB		175	40	19%	215
PROTEUS MOLECULAR AND CLINICAL LAB	1	144	70	33%	215
CHIPOLA HEALTH AND REHAB		204	11	5%	215
BUREAU OF CLINICAL LABORATORIES		178	36	17%	214
TERRACES OF LAKE WORTH CARE CENTER□		213			213
PALM GARDEN OF TAMPA		211	2	1%	213
POCONO MEDICAL CENTER		212			212
FLORIDA DEPARTMENT OF HEALTH		187	25	12%	212
STARKE FAMILY MEDICAL CENTER		171	41	19%	212
Boynton Beach Rehabilitation Center	2	209	1	0%	212
BLOCK, NATION, CHASE, AND SMOLEN FAMILY MEDICINE		157	54	26%	211
MINUTECLINIC LLC #1815		193	18	9%	211
SUNRISE DIAGNOSTIC LABORATORY		158	53	25%	211
PARKS HEALTHCARE & REHABILITATION CTR	4	205	1	0%	210
Sunset Point Center		208	2	1%	210
Consulate Health Care of North Fort Myers		203	7	3%	210
CONSULATE HEALTH CARE OF WINTER HAVEN		209			209
THE PALACE MANAGEMENT - THE PALACE AT CORAL GABLES		209			209
THE PALACE NURSING AND REHABILITATION CENTER		209			209
NEIGHBORHOOD MEDICAL CENTER INC		190	18	9%	208
Heritage Healthcare at Tallahassee		205	3	1%	208
Glades West Rehabilitation and Nursing Center		207	1	0%	208
HALIFAX MEDICAL CENTER-PORT ORANGE LAB		177	30	14%	207
PALM GARDEN OF CLEARWATER		201	6	3%	207
COMMUNITY HEALTH CENTERS OF PINELLAS, INC.		3	203	99%	206
LOOP PEDIATRICS PA		179	26	13%	205
LAKE PARK OF MADISON		200	4	2%	204
TUSKAWILLA NURSING AND REHAB CENTER	2	198	4	2%	204
TGH		1	202	100%	203
Taylor Care Center		201	2	1%	203
MINUTECLINIC LLC #4612		161	41	20%	202
PruittHealth Panama City		191	11	5%	202
POLK COUNTY HEALTH DEPARTMENT		178	24	12%	202
BREVARD HEALTH ALLIANCE		67	135	67%	202
HOMESTEAD VILLAGE		198	3	1%	201
DAVID SCOTT MADWAR MD PA□		186	15	7%	201
GATEWAY/ADVENT CENTRA CARE		13	188	94%	201
Governors Creek Health and Rehabilitation	1	198	2	1%	201
FULGENT GENETICS	2	161	38	19%	201
MEDIPATH		5	196	98%	201
BAYA POINTE NURSING AND REHABILITATION		118	83	41%	201
HEALTH FIRST - HOLMES REGIONAL MEDICAL CENTER		32	169	84%	201
VAMC WEST PALM LAB		5	196	98%	201
RULEME CENTER	2	193	6	3%	201
MINUTECLINIC LLC #8381		168	32	16%	200
HARBOURWOOD	1	195	4	2%	200

COVID-19: testing by laboratory

Data through Dec 25, 2020 verified as of Dec 26, 2020 at 09:25 AM

Data in this report are provisional and subject to change.

The numbers in the table below represent the number of Florida and non-Florida residents for whom test results were received by the Department of Health. A person can be tested by more than one laboratory and can have both positive and negative results. **Therefore, the sum of the numbers in each column will be larger than the total number of people tested.**

Reporting lab	Inconclusive	Negative	Positive	Percent positive	Total
HEALTH CENTRAL PARK		162	37	19%	199
SOLARIS HEALTHCARE DAYTONA	1	198			199
TIERRA PINES CENTER		191	8	4%	199
ORANGE COUNTY HEALTH DEPT		191	8	4%	199
ST JAMES HEALTH AND REHABILITATION CENTER		186	12	6%	198
DEPARTMENT OF HEALTH & HUMAN SERVICES		198			198
FAST TRACK URGENT CARE CENTER - CARROLLWOOD		1	197	99%	198
PATHGROUP LABS LLC		94	104	53%	198
MINUTECLINIC, LLC #3245		139	58	29%	197
GRAND COURT TAMPA		196	1	1%	197
DOCTORS MEMORIAL FAMILY MEDICINE	2	134	60	31%	196
MIAMI JEWISH HEALTH SYSTEMS, INC	1	188	7	4%	196
W FRANK WELLS NURSING HOME		172	24	12%	196
FLORIDA CLINICAL LABORATORY-BIOREFERENCE LABORATORIES		63	133	68%	196
PALM GARDEN OF AVENTURA		194	1	1%	195
HARDEE COUNTY HEALTH DEPARTMENT		154	39	20%	193
AFC URGENT CARE CLEARWATER		101	91	47%	192
Chatsworth at PGA National, LLC		187	5	3%	192
ABBOTT LABORATORIES		142	50	26%	192
ASSOCIATESMD MEDICAL GROUP INC		159	33	17%	192
MOLECULAR TESTING LABS		156	36	19%	192
CHILDRENS MEDICAL ASSOCIATION PA		171	20	10%	191
Fernandina Beach Rehabilitation and Nursing Center		191			191
EDGEWATER AT WATERMAN VILLAGE,THE		184	7	4%	191
AFC URGENT CARE SEMINOLE			190	100%	190
DBI HEALTH INC		187	3	2%	190
DIAMOND RIDGE HEALTH AND REHABILITATION		177	12	6%	189
FELLOWSHIP HOME AT THE FAIRWAY LLC		188	1	1%	189
PEDIATRIC HEALTH CARE ALLIANCE, PA		170	18	10%	188
CARRINGTON PLACE OF ST PETE LLC		187	1	1%	188
WOMEN'S CARE FLORIDA LABORATORY		183	5	3%	188
SIGNATURE HEALTHCARE AT THE COURTYARD		142	46	24%	188
ADVENT HEALTH - CARROLLWOOD	4	163	21	11%	188
PALM GARDEN OF ORLANDO		176	12	6%	188
HEALTH LINK DIAGNOSTIC LABORATORIES		182	5	3%	187
San Jose Health & Rehabilitation		186			186
ORCHARD RIDGE CARE AND REHABILITATION CENTER		185	1	1%	186
PLANTATION NURSING & REHAB CENTER		186			186
USA HEALTH UNIVERSITY HOSPITAL CLINICAL LABORATORY	1	183	2	1%	186
Lake Port Square Health Center		177	8	4%	185
NEO GENOMICS - FORT MYERS	1	179	5	3%	185
JACKSON PLAZA NURSING & REHAB CENTER		183	1	1%	184
ST. JAMES BAY HEALTH AND REHABILITATION CENTER		183	1	1%	184
BAY TREE CARE AND REHABILITATION CENTER		164	20	11%	184
PCB CLINIC		136	45	25%	181
Solaris Healthcare Coconut Creek		179	2	1%	181

COVID-19: testing by laboratory

Data through Dec 25, 2020 verified as of Dec 26, 2020 at 09:25 AM

Data in this report are provisional and subject to change.

The numbers in the table below represent the number of Florida and non-Florida residents for whom test results were received by the Department of Health. A person can be tested by more than one laboratory and can have both positive and negative results. **Therefore, the sum of the numbers in each column will be larger than the total number of people tested.**

Reporting lab	Inconclusive	Negative	Positive	Percent positive	Total
SOLARIS HEALTHCARE MERRITT ISLAND		167	14	8%	181
AFC URGENT CARE FAMILY CARE			180	100%	180
HAVEN OF OUR LADY OF PEACE INC		178	2	1%	180
BROOKDALE FORT MYERS CYPRESS LAKE		179	1	1%	180
CENTRA CARE - AZALEA PARK		98	82	46%	180
EPN URGENT CARE		43	137	76%	180
SOLARIS SENIOR LIVING VERO BEACH		177	3	2%	180
Bayside Health and Rehabilitation		164	15	8%	179
UNIVERSITY OF TAMPA STUDENT HEALTH AND SHC CLINICAL LABORATORY		45	133	75%	178
NADAL PEDIATRICS - VICTORIA STREET (3385)		150	27	15%	177
AFC URGENT CARE TYRONE		2	175	99%	177
SILVERCREST HEALTH AND REHABILITATION CENTER	3	168	6	3%	177
SERANADES BY SONATA WEST ORANGE		155	21	12%	176
RIVERS FAMILY MEDICINE PA		136	40	23%	176
OCALA FAMILY MEDICAL CENTER INC	1	143	32	18%	176
ADVENT HEALTH CENTRA CARE - DAYTONA BEACH		89	86	49%	175
MINUTECLINIC LLC #3648		142	33	19%	175
Life Care Center of Punta Gorda	1	169	5	3%	175
Consulate Health Care of St. Petersburg		174			174
ELMHURST HOSPITAL CENTER	1	168	5	3%	174
ManorCare Health Services-Palm Harbor		173			173
CONSULATE HEALTH CARE OF MELBOURNE		173			173
NIGHT LITE PEDIATRICS WINTER GARDEN		144	29	17%	173
BAPTIST HEALTH PRIMARY CARE	1	134	37	22%	172
SOLARIS HEALTHCARE OSCEOLA		167	5	3%	172
SUN COUNTRY PEDIATRICS PLLC	6	152	14	8%	172
ADVENT HEALTH CENTRA CARE - WESLEY CHAPEL		4	168	98%	172
FORT PIERCE HEALTH CARE		170	1	1%	171
Nspire Health Care Kendall		165	6	4%	171
CARENOW	2	97	72	42%	171
SPRINGS AT BOCA CIEGA BAY,THE		168	2	1%	170
LONGWOOD FAMILY PRACTICE		141	29	17%	170
ARCPOINT LABS OF ST PETERSBURG		117	53	31%	170
SUPERIOR RESIDENCES OF PANAMA CITY BEACH		164	6	4%	170
SABAL DIRECT PRIMARY CARE, PA		147	22	13%	169
NSPIRE HEALTHCARE LAUDERHILL		165	4	2%	169
PANAMA CITY DEVELOPMENTAL CENTER□		168			168
SERENADES IN THE VILLAGES		145	23	14%	168
PALM GARDEN OF WINTER HAVEN		152	14	8%	166
TRENTON MEDICAL CENTER INC DBA PALMS MEDICAL GROUP	4	119	43	26%	166
BAYVIEW CENTER		165	1	1%	166
TALLAHASSEE NHHI LLC		165	1	1%	166
MANOR CARE OF NAPLES FL LLC		164	1	1%	165
AZALEA TRACE		158	7	4%	165
URGENT CARE OF THE PALM BEACHES, NORTH PALM BEACH			164	100%	164
ADVENT HEALTH CENTRA CARE - OVIEDO		63	101	62%	164

COVID-19: testing by laboratory

Data through Dec 25, 2020 verified as of Dec 26, 2020 at 09:25 AM

Data in this report are provisional and subject to change.

The numbers in the table below represent the number of Florida and non-Florida residents for whom test results were received by the Department of Health. A person can be tested by more than one laboratory and can have both positive and negative results. **Therefore, the sum of the numbers in each column will be larger than the total number of people tested.**

Reporting lab	Inconclusive	Negative	Positive	Percent positive	Total
PALM GARDEN OF WEST PALM BEACH☐	1	149	13	8%	163
BRADENTON HEALTH CARE		163			163
VETERANS AFFAIRS MEDICAL CENTER - MIAMI			163	100%	163
TRI COUNTY NURSING HOME		161	1	1%	162
COMMUNITY HEALTH AND REHABILITATION CENTER		146	16	10%	162
BROOKSVILLE HEALTHCARE CENTER LLC☐		161	1	1%	162
CARITHERS PEDIATRIC GROUP		140	22	14%	162
BEAR CREEK NURSING CENTER		160	1	1%	161
WESTWOOD HEALTHCARE SNF		154	7	4%	161
DXTERTY DIAGNOSTICS	1	157	3	2%	161
The Inn at Sarasota Bay Club		159	2	1%	161
ABBIEJEAN RUSSELL CARE CENTER☐		160			160
KEYSTONE REHAB		160			160
GREENBRIAR REHABILITATION AND NURSING CENTER	1	159			160
ADVENT HEALTH CENTRA CARE - WINTER HAVEN	1	81	78	49%	160
HEARTLAND PEDIATRICS OF LAKE WALES		145	14	9%	159
PHYSICIANS STAT LAB INC		133	26	16%	159
VILLAGE DOCTORS OF KEYSTONE		122	37	23%	159
CORAL REEF NURSING & REHAB CENTER		158			158
WUESTHOFF REF LABORATORY			158	100%	158
SILVER CREEK SENIOR LIVING COMMUNITY		158			158
HOSPITAL FOR SPECIAL SURGERY		156	1	1%	157
CALHOUN LIBERTY HOSPITAL		107	50	32%	157
HUNT CLUB PEDIATRIC ASSOCIATES, P.A.		135	21	13%	156
ADVENT HEALTH CENTRA CARE - CARROLLWOOD		4	152	97%	156
REHABILITATION CENTER OF LAKE CITY, TH		144	11	7%	155
SARNO EXTENDED HOURS		104	51	33%	155
PRUITT HEALTH		153	2	1%	155
EXPRESS URGENT CARE LLC		1	154	99%	155
TIMBERRIDGE NURSING HOME & REHAB		123	32	21%	155
COCOA BEACH/ADVENT CENTRA		41	114	74%	155
PALMETTO FACILITY INC	1	153			154
ASTON GARDENS AT PELICAN MARSH		151	2	1%	153
ADVENT HEALTH - ORLANDO		126	26	17%	152
ARBOR FACILITY INC		151			151
Consulate Healthcare of West Palm Beach		141	9	6%	150
DIAMOND RIDGE		147	3	2%	150
WIREGRASS DIRECT PRIMARY CARE PLLC☐		128	22	15%	150
FAWCETT MEMORIAL HOSPITAL-LAB		39	111	74%	150
DIGNITY HEALING, LLC		144	6	4%	150
PRECISION HEALTH RESOURCES, LLC	1	133	15	10%	149
DIAGNOSTIC & CLINICAL CARE SERVICES INC DBA		126	23	15%	149
SEMINOLE NURSING PAVILION		141	7	5%	148
SAINTS 120 LLC	1	114	33	22%	148
CITRUS HEALTH AND REHAB		128	20	14%	148
Emory L Bennett State Veterans Nursing Home		146	2	1%	148

COVID-19: testing by laboratory

Data through Dec 25, 2020 verified as of Dec 26, 2020 at 09:25 AM

Data in this report are provisional and subject to change.

The numbers in the table below represent the number of Florida and non-Florida residents for whom test results were received by the Department of Health. A person can be tested by more than one laboratory and can have both positive and negative results. **Therefore, the sum of the numbers in each column will be larger than the total number of people tested.**

Reporting lab	Inconclusive	Negative	Positive	Percent positive	Total
PADDOCK RIDGE		145	2	1%	147
AMBULATORY SURGERY CENTER OF BOCA RATON LTD		146	1	1%	147
NORTH FLORIDA PEDIATRICS - MARIANNA		114	33	22%	147
FLORIDA KEYS PEDIATRICS & ADOLESCENT CENTER		139	7	5%	146
AMERICAN FINNISH NURSING HOME	1	143	2	1%	146
ORLANDO HEALTH EMERGENCY DEPARTMENT		136	10	7%	146
DOCTORS MEMORIAL HOSPITAL		40	106	73%	146
FLORIDA HEALTH CARE PLAN INC		2	144	99%	146
ADVENT HEALTH CENTRA CARE - ST. CLOUD		131	15	10%	146
GOOD SAMARITAN CENTER		145			145
MINUTECLINIC LLC # 7933		124	21	14%	145
LAB CORP	1	88	56	39%	145
ST CATHERINE'S WEST REHABILITATION HOSPITAL		143	1	1%	144
EDGEWOOD NURSING CENTER		141	2	1%	143
Quail Run Health Care Center		143			143
PINES OF SARASOTA		143			143
AFC URGENT CARE		52	90	63%	142
GENE BY GENE		61	81	57%	142
ALLSOUTH URGENT CARE			142	100%	142
OAKBROOK HEALTH AND REHABILITATION CENTER	1	140			141
ENGLEWOOD HEALTHCARE AND REHABILITATION CENTER		141			141
UCC - WELLINGTON			140	100%	140
FIRST CHOICE PEDIATRICS		98	41	29%	139
MEDICAL CENTER OF DELTONA, INC		111	28	20%	139
Parkview Rehabilitation Center at Winter Park		136	3	2%	139
WATERMARK LAKE POINTE WOODS LLC		132	6	4%	138
PALM BEACH COUNTY HEALTH DEPT LAB	3	131	4	3%	138
COLOR GENOMICS, INC.	1	135	2	1%	138
AMERICAN RESEARCH LABS		7	131	95%	138
AMERICAN PATHOLOGY PARTNERS		136	2	1%	138
ALL SEASONS NAPLES LLC		136	2	1%	138
MANOR AT BLUEWATER BAY		131	6	4%	137
AMERICAN FAMILY CARE PENSACOLA WEST		1	136	99%	137
AVECINA MOBILE		118	19	14%	137
PPC-LAB EDI ORCHARD BI		129	8	6%	137
Rehabilitation Center for Park Place LLC		135	2	1%	137
REGENCY CARE OF BLOUNTSTOWN LLC		129	7	5%	136
VENICE REGIONAL BAYFRONT HEALTH (PULMONARY)		126	10	7%	136
PORT ST LUCIE REHABILITATION AND HEALTHCARE		98	38	28%	136
CAYUGA MEDICAL CENTER AT ITHACA		133	3	2%	136
PEDIATRICS IN BREVARD PA		124	12	9%	136
IRL MARKET LAB ALACHUA		104	31	23%	135
LASER & SURGERY CENTER OF THE PALM BEACHES		134	1	1%	135
LABORATORY OF FLORIDA		83	51	38%	134
ADVENT HEALTH CENTRA CARE - TEMPLE TERRACE	1	78	55	41%	134
TARPON POINT NURSING AND REHABILITATION CENTER		134			134

COVID-19: testing by laboratory

Data through Dec 25, 2020 verified as of Dec 26, 2020 at 09:25 AM

Data in this report are provisional and subject to change.

The numbers in the table below represent the number of Florida and non-Florida residents for whom test results were received by the Department of Health. A person can be tested by more than one laboratory and can have both positive and negative results. **Therefore, the sum of the numbers in each column will be larger than the total number of people tested.**

Reporting lab	Inconclusive	Negative	Positive	Percent positive	Total
UNITED CLINICAL LABORATORIES		124	9	7%	133
CANTERFIELD OF OCALA, LLC		131	2	2%	133
ROSECASTLE OF ZEPHRHILLS		131	2	2%	133
ADVENT HEALTH CENTRA CARE - DELAND		28	105	79%	133
TRINITY REGIONAL REHAB CENTER		126	6	5%	132
REFUAH HEALTH CENTER LABORATORY		128	4	3%	132
GOOD SAMARITAN SOCIETY OF DELAND		125	7	5%	132
FORT WALTON REHABILITATION CENTER		95	37	28%	132
OCEAN REEF MEDICAL CENTER		113	19	14%	132
THE REHABILITATION CENTER OF LAKE CITY		127	5	4%	132
INTEGRATED REGIONAL LABORATORIES		119	12	9%	131
LONGWOOD HEALTH AND REHABILITATION CENTER		125	6	5%	131
PAVILION FOR HEALTHCARE, THE		131			131
NCRNC INC		128	2	2%	130
ADVENT HEALTH CENTRA CARE - AZALEA PARK		112	18	14%	130
MINUTECLINIC LLC #1807		110	19	15%	129
EDWARD J HEALEY REHAB & NURSING CENTER		129			129
CENTRACARE		17	112	87%	129
BMHSI-AEL MICROBIOLOGY LABORATORY	2	102	25	19%	129
ADVENT HEALTH CENTRA CARE - LONGWOOD		24	104	81%	128
ADVANCED AMBULATORY SURGERY CENTER		120	8	6%	128
MATHISON RETIREMENT COMMUNITY, INC		127	1	1%	128
VIERA HOSPITAL, INC		93	35	27%	128
FIRST QUALITY LABORATORY		117	10	8%	127
MILLENNIUM LAB SERVICES			127	100%	127
URGENT CARE EXPRESS LLC			127	100%	127
SOLARIS HEALTHCARE LAKE CITY		78	49	39%	127
MINUTECLINIC LLC #5924		110	17	13%	127
ANCIENT CITY PEDIATRICS		122	5	4%	127
WRIGHTS HEALTH CARE AND REHABILITATION CENTER		107	20	16%	127
TRI-COUNTY NURSING HOME		117	10	8%	127
GESSLER CLINIC PA		98	28	22%	126
ACCURATE DIAGNOSTIC LABS, INC		121	5	4%	126
ADVANCED MEDICAL CENTER		86	40	32%	126
PIONEER CLINICAL LAB, LLC		104	22	17%	126
ORANGE BLOSSOM FAMILY HEALTH		120	5	4%	125
GENETWORKX		17	108	86%	125
TUSCAN GARDENS OF PALM COAST		124	1	1%	125
PRIMECARE OF DOTHAN		83	42	34%	125
MINUTECLINIC LLC #3255		105	19	15%	124
POINT WASHINGTON MEDICAL CLINIC		1	123	99%	124
MACTOWN, INC		124			124
THE CLUB AND REHABILITATION CENTER		123	1	1%	124
ARTHREX MEDICAL CENTER		48	75	61%	123
CSL PLASMA		24	99	80%	123
SUWANNEE VALLEY NURSING CENTER		116	7	6%	123

COVID-19: testing by laboratory

Data through Dec 25, 2020 verified as of Dec 26, 2020 at 09:25 AM

Data in this report are provisional and subject to change.

The numbers in the table below represent the number of Florida and non-Florida residents for whom test results were received by the Department of Health. A person can be tested by more than one laboratory and can have both positive and negative results. **Therefore, the sum of the numbers in each column will be larger than the total number of people tested.**

Reporting lab	Inconclusive	Negative	Positive	Percent positive	Total
Whispering Oaks	7	109	7	6%	123
LIFE CARE CENTER OF ALTAMONTE SPRINGS		102	21	17%	123
CENTERSTONE OF FLORIDA		117	6	5%	123
CRONOS CLINICAL LABORATORY	2	106	15	12%	123
Surrey Place Healthcare and Rehabilitation		122			122
PROVIDENCE HOSPITAL LABORATORY		117	5	4%	122
GRAVITY DIAGNOSTICS, LLC		35	87	71%	122
FAMILY CARE PARTNERS OF NORTHEAST FLORIDA LLC		73	49	40%	122
FHMG-FLORIDA HOSPITAL MEDICAL GROUP		103	19	16%	122
LabCorp L#09258090 M#09258105		73	48	40%	121
PARKVIEW HEALTH		121			121
TELESCOPE HEALTH LLC	2	99	20	17%	121
JACKSONVILLE KIDS PEDIATRICS, PLLC		102	19	16%	121
GLADES HEALTH CARE CENTER		119	2	2%	121
ARDEN COURTS OF LARGO FL, LLC		118	3	2%	121
SOLARIS HEALTHCARE IMPERIAL		116	4	3%	120
Solaris Healthcare Lake Bennet		107	13	11%	120
MIRACLE HILL NURSING & REHABILITATION CENTER INC		117	3	3%	120
GRAVITY DIAGNOSTICS		42	78	65%	120
TUSCAN GARDENS OF VENETIA MANAGEMENT COMPANY		119	1	1%	120
FIRST CHOICE PRIMARY CARE		94	25	21%	119
MATHISON RETIREMENT COMMUNITY		114	5	4%	119
BOSTON RED SOX CLUB LP		117	1	1%	118
MOBILE INFIRMARY MED CENTER PATH LAB		107	11	9%	118
NATIONS BEST FAMILY HEALTH CARE		60	58	49%	118
LAKESIDE NEUROLOGIC		114	4	3%	118
RDX BIOSCIENCE		60	58	49%	118
SOUTH CAMPUS FACILITY INC		113	5	4%	118
PROVISTA DIAGNOSTICS, INC		115	2	2%	117
GUEST HOUSE OCALA, THE		116	1	1%	117
WOODBIDGE FACILITY INC		116	1	1%	117
NEIGHBORHOOD MEDICAL CENTER		112	5	4%	117
WEDGEWOOD HEALTHCARE CENTER		88	29	25%	117
QUICK CARE MED		90	27	23%	117
ARCADIA HEALTH AND REHABILITATION CENTER		100	17	15%	117
FHMG FLORIDA HOSPITAL MEDICAL GROUP		102	15	13%	117
CHARTER SENIOR LIVING OF PANAMA CITY BEACH		99	17	15%	116
JEFFERY WEINZWEIG		2	114	98%	116
CHAUTAUQUA REHABILITATION AND NURSING CENTER		114	2	2%	116
INN AT ASTON GARDENS, THE		113	3	3%	116
MEADOWCREST FAMILY PHYSICIANS		78	38	33%	116
EXOSOME DIAGNOSTICS	1	106	9	8%	116
WESLEY HAVEN VILLA	1	106	8	7%	115
BAPTIST PRIMARY CARE INC		97	18	16%	115
Heartland Healthcare of Ft. Myers	1	114			115
CAREMED CLINIC LLC		82	33	29%	115

COVID-19: testing by laboratory

Data through Dec 25, 2020 verified as of Dec 26, 2020 at 09:25 AM

Data in this report are provisional and subject to change.

The numbers in the table below represent the number of Florida and non-Florida residents for whom test results were received by the Department of Health. A person can be tested by more than one laboratory and can have both positive and negative results. **Therefore, the sum of the numbers in each column will be larger than the total number of people tested.**

Reporting lab	Inconclusive	Negative	Positive	Percent positive	Total
ADVENT HEALTH CENTRA CARE		10	104	91%	114
PALMETTO FAMILY HEALTHCARE	1	65	47	42%	113
COQUINA CENTER		112	1	1%	113
NEW YORK CITY DEPARTMENT OF HEALTH & MENTAL		103	10	9%	113
AMELIA MEDICAL CARE		14	99	88%	113
COASTAL HEALTH AND REHAB		110	2	2%	112
YOUR FAMILY WALK-IN CLINIC		3	109	97%	112
FOUNTAINS OF HOPE LLC, THE		111	1	1%	112
ALLIED HEALTH FORT PIERCE		112			112
ATLANTIC URGENT CARE		76	36	32%	112
SHOAL CREEK REHABILITATION CENTER		71	41	37%	112
Gulf Coast Healthcare (Longwood Health and Rehab		112			112
BELVEDERE COMMONS OF FORT WALTON BEACH		103	9	8%	112
JACKSONVILLE NURSING AND REHAB CENTER		110	2	2%	112
COLONY CLUB ALF,THE		111	1	1%	112
HIALEAH SHORES NURSING AND REHAB CENTER		103	8	7%	111
DOCTOR'S IN HOUSE LABORATORY		15	96	86%	111
CENTRA CARE - HUNTER'S CREEK		52	59	53%	111
VIERA MANOR ASSISTED LIVING RESIDENCE		104	6	5%	110
PATRIOT MEDICAL LABORATORIES		107	3	3%	110
BAPTIST PRIMARY CARE, INC		104	6	5%	110
EVENT MED SERVICES LABORATORY		107	3	3%	110
ISLAND HEALTH AND REHABILITATION CENTER		109			109
MINUTECLINIC LLC #3637		82	27	25%	109
HILLSBOROUGH COUNTY DEVELOPMENTAL CTR	1	108			109
MEYER PEDIATRICS		97	12	11%	109
NORTH FL SOUTH GA HCS-MALCOM RANDALL VAMC			109	100%	109
PALMS MEDICAL GROUP HIGH SPRINGS		95	14	13%	109
Heritage Park Rehabilitation & Healthcare		92	16	15%	108
MINUTECLINIC LLC #3236		99	9	8%	108
EVANS HEALTH CARE		106	2	2%	108
TREASURE COAST MEDICAL ASSOCIATES		2	105	98%	107
GRAND OAKS HEALTH & REHABILITATION		106	1	1%	107
MINUTECLINIC DIAGNOSTIC OF RHODE ISLAND, LLC #729		103	4	4%	107
MORSELIFE MEMORY CARE RESIDENCE		105	2	2%	107
AVON PARK PEDIATRICS INC		95	12	11%	107
CORE BIO LABS		74	33	31%	107
STEWART MEDICAL GROUP		34	73	68%	107
MINUTECLINIC LLC #4987		92	14	13%	106
HEART OF FLORIDA REGIONAL MED CTR		35	71	67%	106
BOCA RATON REHABILITATION CENTER	2	101	3	3%	106
FLOMEDILAB		19	87	82%	106
GOLD CHOICE SENIOR COMMUNITIES		77	29	27%	106
ATLANTIC SHORES NURSING AND REHAB CENTER		105	1	1%	106
ADVENT HEALTH CENTRA CARE - BRANDON		29	77	73%	106
ADVENT HEALTH CENTRA CARE - SANFORD		28	78	74%	106

COVID-19: testing by laboratory

Data through Dec 25, 2020 verified as of Dec 26, 2020 at 09:25 AM

Data in this report are provisional and subject to change.

The numbers in the table below represent the number of Florida and non-Florida residents for whom test results were received by the Department of Health. A person can be tested by more than one laboratory and can have both positive and negative results. **Therefore, the sum of the numbers in each column will be larger than the total number of people tested.**

Reporting lab	Inconclusive	Negative	Positive	Percent positive	Total
SOUTH BALDWIN REGIONAL MEDICAL CENTER		101	4	4%	105
ASCENSION MEDICAL GROUP		1	103	99%	104
THE WELLNESS CENTER AT LAKEWOOD RANCH		19	85	82%	104
PEDIATRICS BY THE SEA		103	1	1%	104
ESTERO ISLAND MEDICAL CENTER		90	14	13%	104
BAY VIEW HEALTHCARE		85	19	18%	104
SUNNY HILLS ALF OF SEBRING INC		95	8	8%	103
FINLAY CLINICAL LABORATORY		28	75	73%	103
PEDIATRICS OF GREATER ORLANDO		91	12	12%	103
PEDIATRIC ASSOCIATES OF OCALA PA		91	12	12%	103
SUNFLOWER SPRINGS ASSISTED LIVING		99	3	3%	102
WIMAUMA COMMUNITY HEALTH CENTER		82	20	20%	102
UNIVERSITY MEDICAL CENTER SUITES		90	12	12%	102
MV MEDICAL PRACTICE DBA PRIMARY URGENT CARE		99	3	3%	102
WHITE WILSON MEDICAL IMMEDIATE CARE NICEVILLE		1	101	99%	102
Concordia Village of Tampa AL		101	1	1%	102
AMA MEDICAL GROUP LLC		84	18	18%	102
FG RAPID RESULTS	1	51	50	49%	102
SOUTHWEST ORLANDO FAMILY MEDICINE, PL		86	15	15%	101
AMEERAH LABS, LLC		79	22	22%	101
Cross Terrace REhabilitation		100	1	1%	101
BAY VUE NURSING AND REHABILITATION CENTER		94	6	6%	100
CONEY ISLAND HOSPITAL		98	2	2%	100
Consulate Health Care of Port Charlotte		98	2	2%	100
HOLIDAY CVS LLC DBA CVS/PHARMACY #0440		99	1	1%	100
CENTRAL FLORIDA HEALTH CARE		47	52	53%	99
VILLAGE PLACE NH LLC		77	22	22%	99
UNIVERSITY OF MIAMI		1	98	99%	99
Signature healthcare of Jacksonville		95	4	4%	99
Chatham Glen Healthcare and Rehabilitation Center		95	4	4%	99
FLORIDA COMMUNITY HEALTH CENTERS INC			98	100%	98
FINLAY CLINICAL LABORATORY INC		28	70	71%	98
PALM BEACH PEDIATRICS PA	1	87	10	10%	98
ADVENT HEALTH - LAKE NONA		86	12	12%	98
PLAZA OF HALLANDALE BEACH		98			98
OSPREY VILLAGE AT AMELIA ISLAND LTD		92	6	6%	98
STEWART ROCKLEDGE HOSPITAL		69	29	30%	98
GRANDE, THE	2	92	4	4%	98
NAPLES CHILDREN'S URGENT CARE		83	14	14%	97
HEALTH CENTERS AT BRENTWOOD		96	1	1%	97
FIRST CHOICE PEDIATRICS SEMORAN		74	23	24%	97
PHYSICIANS REGIONAL CLINIC		82	15	15%	97
BAYSHORE MEMORY CARE		96			96
PEDIATRIC ASSOCIATES ORLANDO		82	14	15%	96
WOOD LAKE HEALTH AND REHABILITATION CENTER		96			96
VISTA MANOR		92	3	3%	95

COVID-19: testing by laboratory

Data through Dec 25, 2020 verified as of Dec 26, 2020 at 09:25 AM

Data in this report are provisional and subject to change.

The numbers in the table below represent the number of Florida and non-Florida residents for whom test results were received by the Department of Health. A person can be tested by more than one laboratory and can have both positive and negative results. **Therefore, the sum of the numbers in each column will be larger than the total number of people tested.**

Reporting lab	Inconclusive	Negative	Positive	Percent positive	Total
SPRINGS AT LAKE POINTE WOODS		93	2	2%	95
24/7 PEDIATRIC CARE CENTERS INC		91	4	4%	95
GLOBAL CENTRAL LABS AT PPD	2	87	6	6%	95
ADVENT HEALTH CENTRA CARE - KISSIMMEE		61	34	36%	95
MONTEFIORE MEDICAL CENTER LABORATORIES - MOSES		87	8	8%	95
THE TERRACE OF KISSIMMEE		80	15	16%	95
FAMILY CARE PARTNERS OF NE FLORIDA LLC		56	38	40%	94
DEVANSH LAB WERKS INC		78	16	17%	94
GLENRIDGE ON PALMER RANCH,THE		94			94
MINUTECLINIC, LLC #5817		81	13	14%	94
LITTLE PINE PEDIATRICS PLLC		89	5	5%	94
DIAGNOSTIC SOLUTIONS		3	91	97%	94
LEESBURG PEDIATRICS		87	7	7%	94
BOND CLINIC PA PEDIATRICS DEPT		79	14	15%	93
LIFE CARE CENTER OF WINTER HAVEN		81	12	13%	93
FLORIDA DEPARTMENT OF HEALTH IN LAKE COUNTY	1	63	29	31%	93
SUNLAND MARIANNA COX MEDICAL CENTER		81	12	13%	93
GRACE PEDIATRICS		76	17	18%	93
STATMED QUICK QUALITY CLINIC AT NORTH PINELLAS		65	27	29%	92
CROSS POINTE CARE CENTER	2	90			92
ARBOR TRAIL		77	15	16%	92
HEALTH CARE DISTRICT OF PALM BEACH COUNTY	1	10	81	88%	92
WESTCHESTER MEDICAL CENTER		90	2	2%	92
PINELLAS CARE CENTER		65	27	29%	92
LAKE HOUSE ASSISTED LIVING		77	15	16%	92
NAVY HOSPITAL			91	100%	91
ADVENT HEALTH CENTRA CARE - CITRUS PARK		8	83	91%	91
TIFFANY HALL NURSING AND REHAB CENTER		91			91
OAKS OF KISSIMMEE HEALTH AND REHABILITATION CENTER		91			91
SEMINOLE COUNTY HEALTH DEPARTMENT		73	18	20%	91
DAYSRING VILLAGE		90	1	1%	91
SONATA COCONUT CREEK	1	75	15	16%	91
ADVENT HEALTH CENTRA CARE - ORANGE CITY		14	77	85%	91
REGENCY PARK		80	11	12%	91
BENDERSON FAMILY SKILLED NURSING AND□		84	7	8%	91
FLORIDA HEALTH CARE PLANS			91	100%	91
MEDIQUICK URGENT CARE CENTERS INC		37	54	59%	91
GEORGIA DEPARTMENT OF PUBLIC HEALTH		1	89	99%	90
AYERS HEALTH & REHABILITATION CENTER		90			90
ADVENT HEALTH CENTRA CARE - WATERMAN		78	12	13%	90
SURREY PLACE CARE CENTER		85	5	6%	90
WHITE PLAINS HOSPITAL CENTER LAB		88	2	2%	90
BORLAND GROOVER CLINIC	1	75	13	15%	89
KEYS MEDICAL GROUP			89	100%	89
LEE COUNTY SCHOOL DISTRICT	1	82	6	7%	89
DE LUNA HEALTH AND REHABILITATION CENTER		88	1	1%	89

COVID-19: testing by laboratory

Data through Dec 25, 2020 verified as of Dec 26, 2020 at 09:25 AM

Data in this report are provisional and subject to change.

The numbers in the table below represent the number of Florida and non-Florida residents for whom test results were received by the Department of Health. A person can be tested by more than one laboratory and can have both positive and negative results. **Therefore, the sum of the numbers in each column will be larger than the total number of people tested.**

Reporting lab	Inconclusive	Negative	Positive	Percent positive	Total
LAKEVIEW TERRACE RETIREMENT COMMUNITY		86	3	3%	89
DAIRY ROAD URGENT CARE		54	35	39%	89
HCSO OCCUPATIONAL HEALTH AND WELLNESS CENTER		70	19	21%	89
GOVERNOR'S CREEK HEALTH & REHABILITATION		87	1	1%	88
HERON CLUB AT PRESTANCIA		86	2	2%	88
TRADITION MEDICAL CENTER LABORATORY		48	40	45%	88
AVERO DIAGNOSTICS		64	24	27%	88
KALEIDA HEALTH CENTER FOR LABORATORY		82	6	7%	88
MD 365 MEDICAL CARE		86	1	1%	87
SMILEY MEDICAL GROUP		59	28	32%	87
PACIFIC ANALYTICS			87	100%	87
BROWARD HEALTH CORAL SPRINGS EPIDEMIOLOGY DEPT		1	86	99%	87
FLORIDA DEPARTMENT OF HEALTH IN CALHOUN COUNTY		55	32	37%	87
PALMS FACILITY INC		77	10	11%	87
HURLBURT FIELD CLINIC		39	48	55%	87
HOBDAIRI FAMILY HEALTH LLC		58	29	33%	87
PRIMARY CARE SOUTH INC			87	100%	87
BRANDON HEALTH AND REHABILITATION CENTER	1	85	1	1%	87
NORTH FLORIDA PEDIATRICS PA - DUVAL		83	3	3%	86
UNIVERSITY HEALTH SYSTEM INC		77	9	10%	86
SUNSHINE URGENT CARE LLC		65	21	24%	86
AMERICAN MEDICAL RESPONSE		86			86
RDV SPORTSPLEX PEDIATRICS		69	17	20%	86
ADVENT HEALTH CENTRA CARE - SOUTH ORANGE		69	16	19%	85
MIAMI SHORES NURSING & REHAB		85			85
QUEENS HOSPITAL CENTER		83	2	2%	85
FAST TRACK URGENT CARE CENTER - RIVERVIEW			85	100%	85
ST MARK ASSISTED LIVING CENTER	1	73	11	13%	85
FREEDOM INN AT TARPON SPRINGS		81	4	5%	85
W. FRANK WELLS NURSING HOME		84	1	1%	85
ADVENT HEALTH - PALM HARBOR ER		64	20	24%	84
CARE ONE OF FLORIDA LLC		12	72	86%	84
PONTE VEDRA GARDENS		83	1	1%	84
PINES OF SARASOTA GARDEN		84			84
PALM HARBOR FAMILY PRACTICE & WALK-IN		65	19	23%	84
THE COURTYARD ASSISTED LIVING		79	4	5%	83
CABANA AT JENSEN DUNES, THE		83			83
DISCOVERY VILLAGE AT NAPLES		83			83
QUICK CARE MED PL CR		80	3	4%	83
LABCORP EMPLOYER SERVICES		82	1	1%	83
CHILDREN MED CARE INC		70	12	15%	82
KINDRED HOSPITAL	6	75	1	1%	82
FAST TRACK URGENT CARE CENTER - WESTCHASE			82	100%	82
CAREMOUNT MEDICAL - PATHOLOGY		79	3	4%	82
THE PAVILION FOR HEALTH CARE		72	10	12%	82
SEASIDE HEALTH AND REHABILITATION CENTER		26	56	68%	82

COVID-19: testing by laboratory

Data through Dec 25, 2020 verified as of Dec 26, 2020 at 09:25 AM

Data in this report are provisional and subject to change.

The numbers in the table below represent the number of Florida and non-Florida residents for whom test results were received by the Department of Health. A person can be tested by more than one laboratory and can have both positive and negative results. **Therefore, the sum of the numbers in each column will be larger than the total number of people tested.**

Reporting lab	Inconclusive	Negative	Positive	Percent positive	Total
Advent health care center Celebration		79	3	4%	82
ADVENT HEALTH CENTRA CARE - HUNTERS CREEK	3	38	41	50%	82
LAB		29	53	65%	82
NSPIRE HEALTHCARE TAMARAC		80	2	2%	82
VIERA HOSPITAL			82	100%	82
MIDWAY PRIMARY CARE, LLC		79	2	2%	81
MG PORT CHARLOTTE II SUBTENANT LLC		73	8	10%	81
Lakeside Nursing and Rehabilitation Center		70	11	14%	81
FARAH MEDICAL		79	2	2%	81
RIDGEWOOD DIAGNOSTIC LABORATORY		77	4	5%	81
CLYDE E LASSEN STATE VETERANS NURSING HOME		56	24	30%	80
PREDICTIVE LABORATORIES, INC	1	73	6	8%	80
CITRUS MEMORIAL HEALTH SYSTEM LAB		2	78	98%	80
NO FLORIDA PEDIATRICS, PA		72	8	10%	80
EXCEL PEDIATRICS		61	19	24%	80
SAMANTHA WILSON CARE CENTER		79	1	1%	80
SOUTH BALDWIN MEDICAL CENTER GULF SHORES		64	16	20%	80
VETERANS AFFAIRS MEDICAL CENTER - PALO ALTO		28	51	65%	79
HEALTH PARK CARE CENTER		79			79
Courtyards of Orlando Care Center		77	2	3%	79
DIAGNOSTIC LABORATORY OF OKLAHOMA		64	15	19%	79
NITE LITE PEDIATRICS - JACKSONVILLE		76	3	4%	79
ISLAND URGENT CARE PLLC DBA AFC URGENT CARE		78	1	1%	79
EDGEWATER AT WATERMAN VILLAGE		78	1	1%	79
TGH URGENT CARE - SEMINOLE			79	100%	79
CBS LABS OF TAMPA LLC		3	76	96%	79
JUPITER MEDICAL CENTER URGENT CARE			79	100%	79
KORGENE LAB	1	23	54	69%	78
LUIS A GHIGLINO MD PA		76	2	3%	78
HOLLEY NAVARRE MEDICAL CLINIC		49	29	37%	78
CATHOLIC HEALTH SYSTEM DEPT LABORATORY		75	2	3%	77
SIGNATURE HEALTHCARE OF PORT CHARLOTTE		72	5	6%	77
JOHN KNOX VILLAGE OF FLORIDA ALF	1	75	1	1%	77
CONSULATE HEALTH CARE OF SARASOTA		77			77
TRUE NORTH HEALTH NAVIGATION LLC DBA DISPATCHHEALTH	1	60	16	21%	77
FAST TRACK URGENT CARE CENTER - SOUTH TAMPA			77	100%	77
ORANGE CITY NURSING AND REHAB		75	2	3%	77
FLORIDA HEART & VASCULAR MULTISPECIALTY GROUP PA		55	22	29%	77
ST ANTHONYS REHABILITATION HOSPITAL	3	72	2	3%	77
SARAPATH DIAGNOSTICS			77	100%	77
ADVENTHEALTH CENTRA CARE WINTER HAVEN		1	75	99%	76
DYNAMIC MEDICAL USA			76	100%	76
NORTH PORT REHABILITATION AND NURSING CENTER		75	1	1%	76
SUNY UPSTATE MEDICAL UNIVERSITY		71	4	5%	75
FRICKS PHARMACY		60	15	20%	75
LAKE MORTON PLAZA		72	3	4%	75

COVID-19: testing by laboratory

Data through Dec 25, 2020 verified as of Dec 26, 2020 at 09:25 AM

Data in this report are provisional and subject to change.

The numbers in the table below represent the number of Florida and non-Florida residents for whom test results were received by the Department of Health. A person can be tested by more than one laboratory and can have both positive and negative results. **Therefore, the sum of the numbers in each column will be larger than the total number of people tested.**

Reporting lab	Inconclusive	Negative	Positive	Percent positive	Total
NATURE COAST MEDICAL GROUP		50	25	33%	75
BOND CLINIC, PA		50	25	33%	75
EAST NEW YORK DIAGNOSTIC AND TREATMENT		72	3	4%	75
VILLAS OF HOLLY BROOK - BRADENTON 14TH		75			75
ASAP LABS LLC		71	4	5%	75
WELLSNOW URGENT CARE PC		75			75
BIODESIX, INC.		57	17	23%	74
LAKEVIEW INTERNAL MEDICINE		42	32	43%	74
BIO-TECH CLINICAL LABORATORIES		41	33	45%	74
NOAH CLINICAL LABORATORY		63	11	15%	74
SANDY RIDGE CENTER FOR REHABILITATION AND HEALING		71	3	4%	74
KR at Hillsborough Lakes/Lutz Healthcare		73	1	1%	74
MAGNOLIA DIAGNOSTIC		1	73	99%	74
WINDSOR REFLECTIONS		74			74
NO FLORIDA PEDIATRICS, PA - BRADFORD		62	12	16%	74
HOLISTIX TREATMENT CENTERS		69	5	7%	74
URGENT CARE TCMA			73	100%	73
SCOTT LAKE HEALTH AND REHABILITATION CENTER		71	2	3%	73
PHYSICIAN PARTNERS PERRY		43	30	41%	73
CONSULATE HEALTH CARE - LAKE MARY		72	1	1%	73
HUNT CLUB PEDIATRIC ASSOCIATES PA		47	26	36%	73
ADVENT HEALTH CENTRA CARE - WINTER GARDEN		13	60	82%	73
MEMORY CARE OF NAPLES		72			72
FINNISH AMERICAN REST HOME-ALF		70	2	3%	72
AMERICAN HOUSE-BONITA SPRINGS		71	1	1%	72
HAVEN OF OUR LADY OF PEACE		72			72
Madison Health and Rehabilitation Center		42	30	42%	72
CHARLES CROFT MD	1	71			72
DOLPHIN POINTE HEALTH CARE LLC		61	11	15%	72
LABCORP RTP		28	44	61%	72
ARCPPOINT LABS OF SARASOTA MANATEE		18	53	75%	71
BROOKDALE OVIEDO		69	2	3%	71
AMMON LABS		61	10	14%	71
ARBOR GLEN AT ARBOR TRACE	2	62	7	10%	71
ERIE COUNTY MEDICAL CTR CLINICAL LABS		68	3	4%	71
HIGHLANDS MEDICAL CENTER		69	2	3%	71
CLEVELAND CLINIC FOUNDATION		12	59	83%	71
LATE HOURS URGENT CARE		47	24	34%	71
LABFIRST - DEPARTMENT OF PATHOLOGY		69	2	3%	71
ADVANCED LAB		67	4	6%	71
US MEDICAL CARE, INC		61	10	14%	71
SUNCOAST COMMUNITY HEALTH CENTERS PEDIATRICS		21	49	70%	70
LIFE BRITE		66	4	6%	70
MEMORIAL MANOR		70			70
PHYSICIANS REGIONAL MEDICAL CENTER - PINE RIDGE		18	52	74%	70
Highlands Regional Hospital		63	7	10%	70

COVID-19: testing by laboratory

Data through Dec 25, 2020 verified as of Dec 26, 2020 at 09:25 AM

Data in this report are provisional and subject to change.

The numbers in the table below represent the number of Florida and non-Florida residents for whom test results were received by the Department of Health. A person can be tested by more than one laboratory and can have both positive and negative results. **Therefore, the sum of the numbers in each column will be larger than the total number of people tested.**

Reporting lab	Inconclusive	Negative	Positive	Percent positive	Total
ALL FLORIDA FAMILY AND SPORTS MEDICINE		63	7	10%	70
QPS, LLC		69	1	1%	70
SOUTH GEORGIA MEDICAL CENTER		48	22	31%	70
MINUTECLINIC LLC #1350		63	7	10%	70
BROWARD HEALTH MEDICAL CENTER		3	67	96%	70
PLYMOUTH HOME FOR ADULTS, INC.	8	61	1	1%	70
PROMEDICA LABORATORIES		21	49	70%	70
STONY BROOK UNIVERSITY MEDICAL CENTER		61	8	12%	69
HARBORCHASE OF NAPLES		58	11	16%	69
USF HEALTH MORSANI CENTER		5	64	93%	69
SIMED LABORATORY		57	12	17%	69
DB MD		64	5	7%	69
HERITAGE HEALTHCARE AND REHABILITATION CENTER		69			69
CHILDRENS CLINIC WEST FLORIDA PEDIATRICS		66	3	4%	69
PIONEER CLINICAL LAB LLC		46	22	32%	68
HEALTH FIRST - PALM BAY HOSPITAL		2	66	97%	68
PEDIATRIC HEALTHCARE ALLIANCE		58	10	15%	68
SUNCOAST OPTIMAL WELLNESS		23	45	66%	68
HUNTSVILLE HOSPITAL LABORATORY		49	18	27%	67
CHIPOLA MEDICAL ASSOCIATES, LLC		43	24	36%	67
ADVENTHEALTH EXPRESSCARE		45	22	33%	67
ARDEN COURTS OF TAMPA		67			67
VETERANS AFFAIRS ORLANDO VA MEDICAL CENTER			67	100%	67
AEL- MEMPHIS		17	50	75%	67
DISCOVERY VILLAGE AT MELBOURNE		66	1	1%	67
MEDEX MEDICAL EXPRESS OF PALATKA			66	100%	66
CENTRAL BALDWIN IMMEDIATE CARE & FAMILY PRACTICE		51	15	23%	66
BENTON HOUSE AT OAKLEAF		51	15	23%	66
ASSOCIATED CLINICAL LABORATORIES		59	7	11%	66
VILLA MARIA WEST SKILLED NURSING FACILITY		60	6	9%	66
MINUTECLINIC DIAGNOSTIC OF SOUTH CAROLINA, LLC		59	6	9%	65
BRENTWOOD RETIREMENT COMMUNITY	1	58	6	9%	65
DOCTORS MEMORIAL FAMILY PRACTICE	2	52	11	17%	65
URINEGOODHANDS LLC		63	2	3%	65
BAY EDUCATORS WELLNESS CENTER		42	23	35%	65
Oakhurst Center		65			65
LAKE VIEW CARE CENTER AT DELRAY		64	1	2%	65
VIPEDIATRICS PLLC		61	4	6%	65
VIERA DEL MAR HEALTH AND REHABILITATION CENTER		63	2	3%	65
TGH URGENT CARE - TYRONE		2	63	97%	65
Solaris Senior Living North Naples ALF		60	5	8%	65
REDI MED LLC			65	100%	65
MANOR CARE OF BOYNTON BEACH LLC		64			64
JAMES A HALEY VETERANS HOSPITAL			64	100%	64
MINUTECLINIC LLC #8927		52	12	19%	64
OUT OF STATE		40	24	38%	64

COVID-19: testing by laboratory

Data through Dec 25, 2020 verified as of Dec 26, 2020 at 09:25 AM

Data in this report are provisional and subject to change.

The numbers in the table below represent the number of Florida and non-Florida residents for whom test results were received by the Department of Health. A person can be tested by more than one laboratory and can have both positive and negative results. **Therefore, the sum of the numbers in each column will be larger than the total number of people tested.**

Reporting lab	Inconclusive	Negative	Positive	Percent positive	Total
Centre Pointe Health and Rehabilitation Center		63	1	2%	64
VILLAGE PEDIATRICS LLC		52	12	19%	64
S-H THIRTY-FIVE OPCO- PORT ST LUCIE, LLC	1	63			64
CANOPY ON BERRYHILL, THE		48	16	25%	64
ADVENT HEALTH CENTRA CARE - POINCIANA		24	40	63%	64
LAB PLUS, LLC AT SAINT THOMAS WEST HOSPITAL		50	14	22%	64
The Grove Health and Rehabilitation		45	18	29%	63
WORKPLACE SCREENING INTELLIGENCE			63	100%	63
GULF COAST MEDICAL CENTER		61	2	3%	63
WADSWORTH HEALTH CENTER		60	3	5%	63
APC PEDIATRICS AT RYE ROAD MEDICAL PARK		63			63
CLERMONT HEALTH AND REHABILITATION CENTER		62	1	2%	63
SUMMER VISTA ASSISTED LIVING		38	25	40%	63
F&T MEDICAL RESEARCH, INC		63			63
EISENHOWER ARMY MEDICAL CENTER		59	4	6%	63
ST VINCENT'S BIRMINGHAM		59	4	6%	63
WINDSOR OAKS		62	1	2%	63
VIERA HEALTH AND REHABILITATION CENTER		62	1	2%	63
FOUNTAIN INN NURSING & REHABILITATION CTR, INC		58	5	8%	63
CORAL GABLES NURSING & REHABILITATION CENTER		56	7	11%	63
JOSEPH L MORSE GERIATRIC CENTER	2	59	2	3%	63
Sunnyside Nursing Home		60	3	5%	63
PLANTATION GENERAL HOSPITAL CLINICAL LAB		26	37	59%	63
DOUGLAS T JACOBSON STATE VETERANS HOME		62			62
CLEARWATER STATMED QUICK QUALITY CLINICS		29	33	53%	62
J FRANK AVEY MD		50	12	19%	62
MIAMI BEACH COMMUNITY HEALTH CENTER			62	100%	62
MD LABS		35	27	44%	62
SUMMIT AT VENICE	2	56	4	6%	62
NEMOURS CHILDREN'S PRIMARY CARE		51	11	18%	62
MED EXPRESS		6	56	90%	62
CL BRUMBACK PRIMARY CARE CLINICS		16	46	74%	62
PROMPT CARE OF CENTRAL FLORIDA			61	100%	61
EMERALD COAST HOSPICE		60	1	2%	61
UNIVERSITY OF NORTH FLORIDA STUDENT HEALTH		58	3	5%	61
ATRIUM AT LIBERTY PARK		60	1	2%	61
FLORIDA DEPARTMENT OF HEALTH IN LIBERTY COUNTY		44	17	28%	61
FAST TRACK URGENT CARE CENTER - BRANDON			61	100%	61
FAMILY MEDICAL CARE OF PALM BEACH		40	20	33%	60
GRAND OAKS OF JENSEN BEACH LLC		60			60
NCH DOWNTOWN NAPLES HOSPITAL		1	59	98%	60
ISLAND COAST PEDIATRICS		56	4	7%	60
SENIOR LIVING VII TAMPA LLC	1	51	8	13%	60
EXACT SCIENCES LABORATORIES, LLC		15	45	75%	60
WASHINGTON REHABILITATION AND NURSING CENTER		51	9	15%	60
MD 365 MEDICAL CARE PLLC		60			60

COVID-19: testing by laboratory

Data through Dec 25, 2020 verified as of Dec 26, 2020 at 09:25 AM

Data in this report are provisional and subject to change.

The numbers in the table below represent the number of Florida and non-Florida residents for whom test results were received by the Department of Health. A person can be tested by more than one laboratory and can have both positive and negative results. **Therefore, the sum of the numbers in each column will be larger than the total number of people tested.**

Reporting lab	Inconclusive	Negative	Positive	Percent positive	Total
NXGEN MDX		19	41	68%	60
IQBAL A FARUQUI MD		49	11	18%	60
MILLER BIOCONNECT		43	16	27%	59
ARDEN COURTS OF DELRAY BEACH FL LLC		59			59
MINNESOTA TWINS		56	3	5%	59
BRIGHTON EGGERT PHARMACY INC		58	1	2%	59
PROJECT HEALTH INC		49	10	17%	59
INTERNAL LAB		50	9	15%	59
SMA LAB		8	51	86%	59
FLORIDA PEDIATRIC GROUP		27	32	54%	59
BIOTECH		52	7	12%	59
Summit Medical Group		55	4	7%	59
SANDY PINES	2	55	2	3%	59
Margate Health and Rehabilitation Center		56	2	3%	58
STONY BROOK SOUTHAMPTON		57	1	2%	58
THE CANOPY AT BERRYHILL		58			58
FAWCETT MEMORIAL HOSPITAL LABORATORY			58	100%	58
CENTRA CARE POINCIANA	1	45	12	21%	58
BIG BOCA SMILES LLC		56	2	3%	58
POINTE, THE		56	2	3%	58
FORT MYERS REHABILITATION AND NURSING CENTER		53	5	9%	58
EMBRY RIDDLE AERONAUTICAL UNIVERSITY HEALTH SERVICES			58	100%	58
DAYSRING SENIOR LIVING LLC		57	1	2%	58
AMERICAN FAMILY MEDICAL		48	10	17%	58
EAST ALABAMA MEDICAL CENTER LABORATORY		50	8	14%	58
ALZHEIMERS CARE CENTER OF VIERA LTD		37	20	35%	57
Crystal Health & Rehab Center		57			57
DOS OF NORTH SHORES NURSING & REHAB CENTER		57			57
ANTHEM LAKES LLC		57			57
PORT SAINT LUCIE HOSPITAL		57			57
Life Care Center of Sarasota		48	9	16%	57
ASCENSION SACRED HEART BAY LABORATORY		54	3	5%	57
GENPATH			57	100%	57
GV NAPLES OPCO, LLC		57			57
KAPG FLEMING ISLAND SENIOR HOUSING OPCO LLC	1	56			57
MILLENIUM PHYSICIANS GROUP		1	56	98%	57
MINUTECLINIC LLC #3748		46	11	19%	57
MOBILE PHYSICIAN SERVICES INC		54	2	4%	56
MY CLINICAL LAB INC		4	52	93%	56
FLAGLER COLLEGE HEALTH SERVICES		39	17	30%	56
WHITE WILSON MEDICAL CENTER PA - NAVARRE			56	100%	56
FAST TRACK URGENT CARE CENTER - WESLEY CHAPEL			56	100%	56
ALTERNATIVE LIVING, INC DBA TWIN CITIES PAVILION		56			56
MINUTECLINIC LLC #5187		46	10	18%	56
ROSECASTLE OF CITRUS		56			56
EAGLES WATCH CLUSTER		47	9	16%	56

COVID-19: testing by laboratory

Data through Dec 25, 2020 verified as of Dec 26, 2020 at 09:25 AM

Data in this report are provisional and subject to change.

The numbers in the table below represent the number of Florida and non-Florida residents for whom test results were received by the Department of Health. A person can be tested by more than one laboratory and can have both positive and negative results. **Therefore, the sum of the numbers in each column will be larger than the total number of people tested.**

Reporting lab	Inconclusive	Negative	Positive	Percent positive	Total
HUNTINGTON HOSPITAL LABORATORY		54	2	4%	56
CARENOW LAKE MARY			56	100%	56
PEDIATRIC SPECIALISTS MEDICAL GROUP □	1	54	1	2%	56
TWIN CREEKS ASSISTED LIVING & MEMORY CARE		53	2	4%	55
TAVARES PEDIATRICS		51	4	7%	55
HEARTLAND PEDIATRICS OF LAKE PLACID PA		44	11	20%	55
PALM BAY URGENT CARE		28	27	49%	55
FAMILY HEALTH CENTERS OF SOUTHWEST FLORIDA INC		34	21	38%	55
CENTRAL FLORIDA HEALTHCARE GROUP LLC		48	7	13%	55
ADVENTHEALTH MEDICAL GROUP FAMILY MEDICINE AT		45	10	18%	55
SONATA HUNTERS CREEK		47	8	15%	55
UNITED LABORATORY SERVICES CORPORATION		38	16	30%	54
TIFFANY HALL NURSING AND REHAB		44	10	19%	54
JUNIPER VILLAGE AT NAPLES		53	1	2%	54
SARASOTA CO. HEALTH DEPT # 58		40	14	26%	54
LECONTE MEDICAL CENTER LAB		39	15	28%	54
ST. CLOUD MEDICAL GROUP		54			54
CLERMONT HEALTH AND REHAB		40	14	26%	54
CRAIG BERGER MD PL D/B/A BAY AREA EYE INSTITUTE		54			54
CENTRA CARE - CONWAY		21	33	61%	54
CENTURY CENTER FOR REHABILITATION & HEALING		38	15	28%	53
Q ANSWER LAB	1	23	29	55%	53
INDIGO MANOR □		21	32	60%	53
MED COMP SCIENCES		1	52	98%	53
East Bay Rehabilitation Center		33	20	38%	53
CERTUS MTD OPCC LLC		51	2	4%	53
North Lake Care Center		52			52
MEDIPATH LLC			52	100%	52
INTERNAL MEDICINE SPECIALIST		46	6	12%	52
WILSON MEMORIAL REGIONAL MEDICAL CENTER		49	3	6%	52
PARKSIDE INN		52			52
ADVENT HEALTH		49	3	6%	52
PANAMA PHARMACY	2	45	5	10%	52
MICRO PATH LABORATORIES INC		50	2	4%	52
KINDRED HOSPITAL THE PALM BEACHES		50	2	4%	52
REGENTS PARK OF BOCA RATON □		50	2	4%	52
VETERANS AFFAIRS MEDICAL CENTER - GULF COAST		27	25	48%	52
AFTER HOURS PEDIATRICS INC	1	1	49	96%	51
NOVARI CARE LLC		45	6	12%	51
CITRUS MEMORIAL HOSPITAL			51	100%	51
APOLLOMDX LABS		29	22	43%	51
RESEARCH CENTERS OF AMERICA, LLC		39	12	24%	51
GULFVIEW MEDICAL INSTITUTE		51			51
AFC PHYSICIANS OF FLORIDA		37	14	27%	51
SONATA BOCA RATON		48	2	4%	50
ADVENT HEALTH - PALM COAST		1	49	98%	50

COVID-19: testing by laboratory

Data through Dec 25, 2020 verified as of Dec 26, 2020 at 09:25 AM

Data in this report are provisional and subject to change.

The numbers in the table below represent the number of Florida and non-Florida residents for whom test results were received by the Department of Health. A person can be tested by more than one laboratory and can have both positive and negative results. **Therefore, the sum of the numbers in each column will be larger than the total number of people tested.**

Reporting lab	Inconclusive	Negative	Positive	Percent positive	Total
SNH BRFL TENANT LLC		50			50
PALMS EDGE	1	46	3	6%	50
ELLENTON PEDIATRICS PA		45	5	10%	50
LENOX HILL HOSPITAL		46	4	8%	50
GATEWAY CARE CENTER		50			50
BROOKDALE FORT MYERS THE COLONY		50			50
USF		1	48	98%	49
PHYSICIANS PRIMARY CARE OF SOUTHWEST FLORIDA		39	10	20%	49
FHMG LAKE MARY PEDS		42	7	14%	49
KENDALL REGIONAL MEDICAL CENTER LAB	3		46	94%	49
SOMERBY LAKE NONA		48	1	2%	49
NITE LITE PEDIATRICS - PORT ST. LUCIE		42	7	14%	49
SEMINOLE SPORTS AND FAMILY MEDICINE		47	2	4%	49
SOLARIS SENIOR LIVING NORTH NAPLES		48	1	2%	49
GENEDX		36	13	27%	49
RIVERSIDE RECOVERY OF TAMPA		48	1	2%	49
HARBORCHASE OF VERO BEACH		46	3	6%	49
MACADAMS HOME HEALTH AGENCY		49			49
ZON BEACHSIDE LLC		39	10	20%	49
SOFT CELL LABORATORIES		45	3	6%	48
NORTH SHORE UNIVERSITY HOSPITAL LABORATORY		44	4	8%	48
ST FRANCIS HOSPITAL		42	6	13%	48
RESTORE HEALTH URGENT CARE		20	28	58%	48
BAY CENTER HURRICANE SHELTER		48			48
COURTYARD GARDENS OF JUPITER		48			48
MEDICATION ROOMS-CSU/CI NURSE STATION	1	41	6	13%	48
ALLIANCE PEDIATRICS		24	24	50%	48
ADVENT HEALTH CENTRA CARE - EAST ORLANDO		21	27	56%	48
BIOIQ			48	100%	48
NAPLES PEDIATRICS INC		43	5	10%	48
TRINITY AL SENIOR HOUSING LLC		44	3	6%	47
PRIME HEALTH OF NORTH PORT LLC		42	5	11%	47
BARRY UNIVERSITY STUDENT HEALTH SERVICES		37	10	21%	47
ALEXANDER NININGER STATE VETERANS		47			47
INTERLAB		1	46	98%	47
SOLARIS HEALTHCARE BAYONET POINT		45	2	4%	47
ADVENT HEALTH CENTRA CARE - SAND LAKE		18	29	62%	47
SONNIS PEDIATRICS PA		46	1	2%	47
RIVER TOWN DIAGNOSTIC LLC		14	33	70%	47
FLORIDA ATLANTIC UNIVERSITY STUDENT HEALTH		35	12	26%	47
ORLANDO HEALTH AND REHAB CENTER		12	35	74%	47
PEDIATRIC CARE CENTER- JACKSONVILLE BEACH		19	28	60%	47
ALLEGRO		47			47
HEALTH DESIGNS		40	6	13%	46
CHILDREN'S HOSPITAL OF ALABAMA		45	1	2%	46
H LEE MOFFITT CANCER CENTER MICRO		46			46

COVID-19: testing by laboratory

Data through Dec 25, 2020 verified as of Dec 26, 2020 at 09:25 AM

Data in this report are provisional and subject to change.

The numbers in the table below represent the number of Florida and non-Florida residents for whom test results were received by the Department of Health. A person can be tested by more than one laboratory and can have both positive and negative results. **Therefore, the sum of the numbers in each column will be larger than the total number of people tested.**

Reporting lab	Inconclusive	Negative	Positive	Percent positive	Total
MAINSTREAM DIAGNOSTIC LABORATORY LLC		40	6	13%	46
CATHOLIC HEALTH SERVICES REGIONAL LAB		42	4	9%	46
HARTFORD HEALTH SERVICES LLC		46			46
EAST MANATEE FAMILY	1	1	44	96%	46
FAMILY EXTENDED CARE OF CENTRAL TAMPA		46			46
ELMCROFT OF BELLA VITA		38	8	17%	46
PEDIATRICS IN BREVARD PA- ROCKLEDGE		39	7	15%	46
A COUNTRY PLACE ASSISTED LIVING FACILITY		46			46
PREMIER PLACE HEALTHCARE AT THE GLENVIEW		46			46
ST MARK VILLAGE		43	3	7%	46
ISLAND DOCTORS			45	100%	45
NAVARRE GARDENS		41	4	9%	45
ALTAMONTE PEDIATRIC ASSOCIATES		31	14	31%	45
ADVENT HEALTH MEDICAL GROUP OB GYN AT		39	6	13%	45
BAPTIST MEDICAL CENTER SOUTH		33	12	27%	45
UNIVERSITY OF CENTRAL FLORIDA HEALTH SERVICES		45			45
SOUTHPORT SQUARE HARBOUR HEALTH		45			45
FLORIDA HEALTH CARE		6	38	86%	44
PEDIATRICS OF CENTRAL FLORIDA – SAINT CLOUD	2	40	2	5%	44
MOOSEHAVEN LIFE CARE CENTER		44			44
VISITING PHYSICIANS ASSOCIATION		40	4	9%	44
AMERICAN FAMILY MEDICAL LLC		30	14	32%	44
ADVANCED MEDICAL GROUP		1	43	98%	44
BioReference Laboratories, Inc		6	38	86%	44
EXPERTUS LABORATORIES INC		17	27	61%	44
JACOBI MEDICAL CENTER		42	2	5%	44
JERICO URGENT CARE		41	3	7%	44
Darcy Hall Of Life Care		44			44
PALM BAY PEDIATRICS		33	11	25%	44
HEALTH FIRST - CAPE CANAVERAL HOSPITAL		1	43	98%	44
PINNACLES PEDS CARE PA		44			44
ALLIANCE OF PHYSICIANS AGAINST COVID-19			44	100%	44
STEINHATCHEE FAMILY MEDICAL CENTER		40	4	9%	44
NEW SMYRNA BEACH URGENT CARE			43	100%	43
WASHINGTON REHAB AND NURSING		41	2	5%	43
WINTER GARDEN REHAB AND NURSING CENTER		40	3	7%	43
MAGNOLIA FAMILY URGENT CARE		40	3	7%	43
ADVENT HEALTH - LAKE MARY		35	8	19%	43
BRANCH MEDICAL CLINIC			43	100%	43
OKEECHOBEE COUNTY HEALTH DEPT	1	29	13	30%	43
CARENOW URGENT CARE - LAKE MARY			43	100%	43
NORTH FLORIDA INTERNAL MEDICINE PA		36	7	16%	43
RITECARE MED CTR H			43	100%	43
SOUTHEAST ALABAMA MEDICAL CENTER			43	100%	43
STUART URGENT CARE			43	100%	43
LAKE MARY KIDS CENTRA CARE		33	10	23%	43

COVID-19: testing by laboratory

Data through Dec 25, 2020 verified as of Dec 26, 2020 at 09:25 AM

Data in this report are provisional and subject to change.

The numbers in the table below represent the number of Florida and non-Florida residents for whom test results were received by the Department of Health. A person can be tested by more than one laboratory and can have both positive and negative results. **Therefore, the sum of the numbers in each column will be larger than the total number of people tested.**

Reporting lab	Inconclusive	Negative	Positive	Percent positive	Total
QUOTIENT SCIENCES			43	100%	43
Guardian Care Nursing and Rehabilitation Center		43			43
ADVENT HEALTH - MOUNT DORA		6	37	86%	43
GREENLEAF ALF		42			42
FLORIDA HOSPITAL		26	16	38%	42
PATRICK AIR FORCE BASE		3	39	93%	42
Atlantic Shore Nursing and Rehab		42			42
TROY REGIONAL MEDICAL CENTER		34	8	19%	42
SUSANNA WESLEY HEALTH CENTER		38	4	10%	42
VITAS HEALTHCARE CORP OF FLORIDA		42			42
MALCOM RANDALL DEPT OF VAMC			42	100%	42
ROSECASTLE AT DELANEY CREEK		41	1	2%	42
SUNRISE URGENT CARE ASSOCIATES LLC D/B/A	1	13	27	66%	41
Peninsula Care and Rehab		39	2	5%	41
PRECISION HEALTH SOLUTIONS LAB		9	32	78%	41
ENCOMPASS HEALTH REHABILITATION HOSPITAL	1	40			41
CENTRA CARE - AOPKA	1	2	38	93%	41
EMERALD COAST BEHAVIORAL HOSPITAL		39	2	5%	41
FLORIDA HOSPITAL NEW SMYRNA		4	37	90%	41
PEDIATRICS OF CENTRAL FLORIDA KISSI		33	8	20%	41
REDI-MED WALK-IN FAMILY CARE			41	100%	41
FAMILY EXTENDED CARE OF WINTER HAVEN		39	2	5%	41
CLARE BRIDGE OF SARASOTA		40	1	2%	41
MID FLORIDA PATHOLOGY LLC MOBILE UNIT #4		23	18	44%	41
MAIMONIDES-SHALOM ACADEMY, INC		40	1	2%	41
CLINICA HISPANA			41	100%	41
INN AT THE FOUNTAINS, THE		34	6	15%	40
DAVID POSNACK JEWISH DAY SCHOOL		40			40
BRONX LEBANON HOSPITAL-MEDICAL CENTER		37	3	8%	40
MARTIN ACQUISITION 1 LLC DBA		37	3	8%	40
KINDRED HOSPITAL MELBOURNE		40			40
PRIDE DIAGNOSTICS		24	16	40%	40
WELL HEALTH WORKS		39	1	3%	40
POPLAR HEALTHCARE PLLC	1	11	28	70%	40
Cross Landings Health and Rehabilitation		40			40
ARBOR TERRACE SAN JOSE LLC		39	1	3%	40
BROWARD HEALTH MEDICAL CENTER CLINICAL LAB			40	100%	40
PICH KTM CORP DBA MEDTOWN PHARMACY		34	5	13%	39
BAY COUNTY JAIL ANNEX		34	5	13%	39
URGENT CARE & WELLNESS CENTER		10	29	74%	39
TGH URGENT CARE POWERED BY FAST TRACK			39	100%	39
COOPER FAMILY MEDICAL, PLLC		34	5	13%	39
CHAMBREL AT ISLAND LAKE		38	1	3%	39
HOSPICE OF ST FRANCIS INC		38	1	3%	39
OPPENHEIMER PLASTIC SURGERY LLC		37	2	5%	39
ROCKLEDGE REGIONAL MEDICAL CENTER		30	9	23%	39

COVID-19: testing by laboratory

Data through Dec 25, 2020 verified as of Dec 26, 2020 at 09:25 AM

Data in this report are provisional and subject to change.

The numbers in the table below represent the number of Florida and non-Florida residents for whom test results were received by the Department of Health. A person can be tested by more than one laboratory and can have both positive and negative results. **Therefore, the sum of the numbers in each column will be larger than the total number of people tested.**

Reporting lab	Inconclusive	Negative	Positive	Percent positive	Total
CLINICAL RESEARCH SEQUENCING PLATFORM		8	31	79%	39
NEXT MOLECULAR ANALYTICS		9	30	77%	39
SARATOGA HOSPITAL LABORATORY		36	3	8%	39
ADVENT HEALTH EXPRESS CARE		3	36	92%	39
ARBOR OAKS AT TYRONE	2	37			39
MEDEX MEDICAL EXPRESS OF PALATKA LLC			39	100%	39
EC OPCO CARROLLWOOD LLC		33	6	15%	39
MIAMI VA HEALTHCARE SYSTEM			38	100%	38
BOND CLINIC, PA		9	29	76%	38
FLORIDA MEDICAL CLINIC PA		35	3	8%	38
UNIVERSITY OF ALABAMA		35	3	8%	38
SOMERBY OF SANTA ROSA BEACH		36	2	5%	38
ORCHID COVE AT DAYTONA		34	4	11%	38
CAPITAL REGIONAL MEDICAL CENTER		2	36	95%	38
HOMEWOOD RESIDENCE AT FREEDOM PLAZA		37	1	3%	38
NEW YORK PRESBYTERIAN - QUEENS DIAGNOSTIC		37	1	3%	38
FIRST CHOICE URGENT CARE		10	28	74%	38
RAINBOW PEDIATRICS PC LLC / BREAKFAST POINT		38			38
ADVENT HEALTH - LAKE WALES		28	10	26%	38
FLORIDA HEALTH CARE DELAND			38	100%	38
PALM RIVER COMMUNITY HEALTH CENTER		33	5	13%	38
BOND CLINIC PA		8	30	79%	38
PENNSYLVANIA DEPT OF HEALTH		20	17	46%	37
PATHOGENIUS LABORATORIES		30	7	19%	37
ROCHESTER GENERAL HOSPITAL LABORATORY		36	1	3%	37
PONCE THERAPY CARE CENTER		34	3	8%	37
OAK MANOR NURSING HOME		36	1	3%	37
FAMILY EXTENDED CARE OF SEBRING INC		35	2	5%	37
LOURDES HOSPITAL INC		35	2	5%	37
NEOGENOMICS LABORATORIES INC		37			37
BOULEVARD REHABILITATION CENTER		24	13	35%	37
SEMINOLE TRIBE OF FLORIDA		29	8	22%	37
FHMG_CTR FOR SENIOR HEALTH		32	5	14%	37
ONE MILO		37			37
KINDRED HOSPITAL-BAY AREA-ST PETERSBURG LAB		37			37
FLORIDA DEPARMENT OF HEALTH CLAY COUNTY		25	12	32%	37
HOSPICE OF THE EMERALD COAST INC - PANAMA CITY		36	1	3%	37
THE COLLIER AT NAPLES		36	1	3%	37
CANTERFIELD OF CLAY COUNTY		36	1	3%	37
CYPRESS COVE		34	2	6%	36
BENTON HOUSE OF ST. JOHNS		36			36
BVL/LITTLE ANGEL PEDIATRICS		36			36
MENTAL HEALTH CARE INC		31	5	14%	36
CAPE REGIONAL MEDICAL CENTER		35	1	3%	36
KINDRED HOSPITAL - SOUTH FLORIDA		36			36
BUCHELE DENTAL PA DBA CLERMONT FAMILY DENTISTRY		32	4	11%	36

COVID-19: testing by laboratory

Data through Dec 25, 2020 verified as of Dec 26, 2020 at 09:25 AM

Data in this report are provisional and subject to change.

The numbers in the table below represent the number of Florida and non-Florida residents for whom test results were received by the Department of Health. A person can be tested by more than one laboratory and can have both positive and negative results. **Therefore, the sum of the numbers in each column will be larger than the total number of people tested.**

Reporting lab	Inconclusive	Negative	Positive	Percent positive	Total
STEWART SEBASTIAN RIVER MEDICAL CENTER		27	9	25%	36
INTERNAL MEDICINE & PEDIATRICS OF TAMPA BAY PA		24	12	33%	36
CEDAR CREEK AT KINGS BAY INC		36			36
PREMIER MEDICAL ASSOCIATES		36			36
COOPER FAMILY MEDICAL PLLC		27	9	25%	36
QUALITY URGENT CARE AND WELLNESS PL		26	10	28%	36
ROHR HOME		33	3	8%	36
DOH-WEST PALM BEACH BRANCH LABORATORY		2	34	94%	36
BEACHES PEDIATRICS PA		35	1	3%	36
GRAND ST PAUL CVS		36			36
TRADITIONAL HOME HEALTH OF PALM BEACH INC		36			36
ADVENT HEALTH - FISH MEMORIAL		2	33	94%	35
CROSS CITY REHABILITATION AND HEALTH CARE CENTER		35			35
life Care Center of Melbourne		21	14	40%	35
IRL		4	31	89%	35
QHC UPSTATE MEDICAL PC		30	5	14%	35
BAYSHORE PATHOLOGY		34	1	3%	35
LAKELAND REGIONAL HEALTH LAKE MIRIAM		3	32	91%	35
ECOLAB GROUP		7	28	80%	35
P23 LABS		35			35
HR SARASOTA OPERATOR LLC		25	10	29%	35
BROOKDALE PALMER RANCH	1	33	1	3%	35
NORTH FLORIDA SPINE AND WELLNESS		30	5	14%	35
IMA MEDICAL GROUP		23	12	34%	35
HAWTHORN HOUSE		29	6	17%	35
MARQUIS LABS, LLC		35			35
CARDIOLOGY AND MEDICINE ASSOCIATES		26	9	26%	35
PARAMOUNT WALK-IN CLINIC		1	33	97%	34
AMERICAN HOUSE SENIOR LIVING		34			34
BIOREFERENCE LABORATORIES		3	31	91%	34
MOLECULAR DIAGNOSTICS		1	33	97%	34
CORAL GABLES HOSPITAL			34	100%	34
ADVENTHEALTH EXPRESS CARE AT WALGREENS 49TH STREET		27	7	21%	34
CENTRA CARE - LAKE NONA		3	31	91%	34
ADVANCED MEDICAL OF NAPLES LLC			34	100%	34
BROWARD PARTNERSHIP	1	33			34
BARKLEY PLACE		34			34
FLORIDA MEDICAL CLINIC LLC		24	10	29%	34
ADVENTIST HEALTH SYSTEM FLORIDA		26	7	21%	33
BOND CLINIC		3	30	91%	33
A2Z DIAGNOSTICS		33			33
WEST ISLIP URGENT CARE		33			33
INTERNAL MEDICINE ASSOCIATES PA		31	2	6%	33
EC OPCO PENSACOLA, LLC		33			33
AHSE ROP		32	1	3%	33
ACCURATE DIAGNOSTIC LAB		32	1	3%	33

COVID-19: testing by laboratory

Data through Dec 25, 2020 verified as of Dec 26, 2020 at 09:25 AM

Data in this report are provisional and subject to change.

The numbers in the table below represent the number of Florida and non-Florida residents for whom test results were received by the Department of Health. A person can be tested by more than one laboratory and can have both positive and negative results. **Therefore, the sum of the numbers in each column will be larger than the total number of people tested.**

Reporting lab	Inconclusive	Negative	Positive	Percent positive	Total
PRMG - EAST NAPLES		23	10	30%	33
AYERS NURSING AND REHABILITATION CENTER		33			33
KAPG ST AUGUSTINE SENIOR HOUSING OPCO LLC		33			33
TERRACE AT HOBE SOUND, THE	1	31	1	3%	33
Palms at Ponte Vedra Assisted Living and Memory Care		32	1	3%	33
LITTLE NECK URGENT CARE		32	1	3%	33
MEDLOGIC LABORATORIES		3	30	91%	33
Kensington Gardens		33			33
BAY PINES MEDICAL ASSOCIATES		1	32	97%	33
SANFORD MOBILE LAB PGA TOUR		32	1	3%	33
CHERRY OAK PALM BEACH COUNTY		33			33
SH HERON EAST LLC		33			33
KINDRED AT HOME		26	7	21%	33
ST. MARYS MEDICAL CENTER		1	32	97%	33
NORTHWELL HEALTH PLAINVIEW HOSPITAL LABORATORY		25	7	22%	32
Palm Garden of Largo		32			32
PENSACOLA PEDIATRICS, PA		27	5	16%	32
RASHDA ALBIBI M.D. P.A.		30	2	6%	32
AMERICAN HOUSE COCONUT POINT		30	2	6%	32
QUICK CARE MED LLC		26	6	19%	32
OPIS COQUINA CENTER		32			32
VENICE REGIONAL MEDICAL CENTER BAYFRONT HEALTH		10	22	69%	32
DOH		17	15	47%	32
PHYSICIAN ASSOCIATES LLC		26	6	19%	32
BIOFIRE		7	25	78%	32
HOLZER HEALTH CENTER			32	100%	32
AZALEA TRACE PHYSICIAN SERVICES		32			32
METRO KNOXVILLE HMA		25	7	22%	32
MISSION OAKS ASSISTED LIVING		31	1	3%	32
COLLIER HMA PHYSICIAN MANAGEMENT LLC		26	6	19%	32
MINUTECLINIC DIAGNOSTIC OF RHODE ISLAND, LLC #1544		31	1	3%	32
WESTMINSTER ST AUGUSTINE		32			32
ST AUGUSTINE PEDIATRIC ASSOC		30	2	6%	32
EGLIN AFB		9	23	72%	32
NIGHT LITE PEDIATRICS URGENT CARE CENTER			31	100%	31
BRISTOL AT TAMPA, THE		27	4	13%	31
MANOR CARE OF PALM HARBOR		31			31
NADAL PEDIATRICS		26	5	16%	31
DISCOVERY COMMONS AT BRADENTON		31			31
QUALITY URGENT CARE AND WELLNESS		23	8	26%	31
IPSUM DIAGNOSTICS		3	28	90%	31
KINDRED HOSPITAL NORTH FLORIDA		29	2	6%	31
CRANE CENTER		22	9	29%	31
REGENCY PARK ASSISTED LIVING FACILITY		29	2	6%	31
VILLAGE ON THE ISLE		27	4	13%	31
Life Care Center at Inverrary		31			31

COVID-19: testing by laboratory

Data through Dec 25, 2020 verified as of Dec 26, 2020 at 09:25 AM

Data in this report are provisional and subject to change.

The numbers in the table below represent the number of Florida and non-Florida residents for whom test results were received by the Department of Health. A person can be tested by more than one laboratory and can have both positive and negative results. **Therefore, the sum of the numbers in each column will be larger than the total number of people tested.**

Reporting lab	Inconclusive	Negative	Positive	Percent positive	Total
AU HEALTH		26	5	16%	31
VETERANS HOME			31	100%	31
REDI-MED WALK IN FAMILY CLINIC			31	100%	31
ESCAMBIA COUNTY JAIL		18	13	42%	31
HARMONY CLINIC		1	29	97%	30
AMEERAH LABS			30	100%	30
HERNANDO COUNTY FIRE RESCUE DISTRICT		12	18	60%	30
HERITAGE WATERSIDE		27	3	10%	30
Golfview Healthcare Center		30			30
ADVENT HEALTH CENTRA CARE - AOPKA NORTH		10	20	67%	30
LCS SANDHILL COVE LLC DBA		29	1	3%	30
BRIDGEVIEW CENTER LLC		27	3	10%	30
MEDICAL CONSULTANTS OF FLORIDA LLC		29	1	3%	30
SOUTHERN LABORATORY		6	24	80%	30
Crossbreeze care center		29	1	3%	30
PERSONAL PEDIATRICS		27	3	10%	30
LabCorp L#09258130 M#09258125		12	18	60%	30
PECONIC BAY MEDICAL CENTER LABORATORY		24	6	20%	30
PHOSPHORUS DIAGNOSTICS		27	3	10%	30
STEWART MEDICAL GROUP, INC		21	9	30%	30
FHMG- FLORIDA HOSPITAL MEDICAL GROUP		22	8	27%	30
UNIV OF ROCHESTER-STRONG MEMORIAL HOSP		28	1	3%	29
COMPREHENSIVE CHILDCARE		23	6	21%	29
P4CLINICAL	3	2	24	83%	29
CENTRA CARE - DR. PHILLIPS		1	28	97%	29
IMA MEDICAL GROUP POINCIANA		14	15	52%	29
NEMOURS CHILDRENS CLINIC		22	7	24%	29
UNIVERSITY HOSPITAL		25	4	14%	29
WUESTHOFF MEMORIAL HOSPITAL			29	100%	29
SUNTREE INTERNAL MEDICINE		29			29
TITUSVILLE FAMILY PRACTICE		14	15	52%	29
BISHOP GRADY VILLAS		29			29
TAYLORVILLE FAMILY MEDICINE		22	7	24%	29
PRINCETON VILLAGE		26	3	10%	29
Coastal Health and Rehabilitation Center		28	1	3%	29
TRADITIONAL HOME CARE INC		29			29
JACKSONVILLE UNIVERSITY		27	2	7%	29
LAKE HOWELL FAMILY MEDICINE ASSOCIATES		23	6	21%	29
BELVEDERE COMMONS OF SUN CITY CENTER		29			29
WATERCREST ST LUCIE WEST	1	27	1	3%	29
BALMORAL TENANT SERVICES INC		29			29
WESTWOOD NURSING AND REHABILITATION		28	1	3%	29
JACKSON HEALTH SYSTEM		1	28	97%	29
FELICIDAD MEDICAL CENTER			28	100%	28
PORT ST LUCIE HOSPITAL		25	3	11%	28
FLORIDA HEALTH CARE PLANS INC		1	27	96%	28

COVID-19: testing by laboratory

Data through Dec 25, 2020 verified as of Dec 26, 2020 at 09:25 AM

Data in this report are provisional and subject to change.

The numbers in the table below represent the number of Florida and non-Florida residents for whom test results were received by the Department of Health. A person can be tested by more than one laboratory and can have both positive and negative results. **Therefore, the sum of the numbers in each column will be larger than the total number of people tested.**

Reporting lab	Inconclusive	Negative	Positive	Percent positive	Total
PLAINVIEW URGENT CARE		27	1	4%	28
EVERLYWELL		16	12	43%	28
Heartland Health Care Center North Sarasota		18	10	36%	28
FERN PARK DEVELOPMENTAL CENTER			28	100%	28
PINELLAS COUNTY JAIL			28	100%	28
MEDRITE URGENT CARE		20	8	29%	28
ACTIVE SENIOR LIVING		26	2	7%	28
LONGLEAF DIAGNOSTIC LABORATORIES		3	25	89%	28
NIGHT LITE PEDIATRICS CENTER LLC		8	20	71%	28
PALM GARDEN OF JACKSONVILLE		27	1	4%	28
MAUREEN OROURKE-FUTEY			28	100%	28
UNION MEDICAL CARE		27			27
SUNCOAST LABS			27	100%	27
MOBILE DOC FL, LLC		22	5	19%	27
CONNECTICUT DEPARTMENT OF HEALTH		22	5	19%	27
MAINSTREET FAMILY URGENT CARE		1	26	96%	27
MINUTE CLINIC INCORPORATE		22	5	19%	27
COASTAL INTERNAL MEDICINE		21	6	22%	27
GOOD HEARTS COVID TESTING		8	19	70%	27
EXPRESS CARE OF BELLEVIEW		27			27
ARIZONA DEPARTMENT OF HEALTH SERVICES			27	100%	27
CDC		17	10	37%	27
LAKE CITY VA MEDICAL CENTER			27	100%	27
OAKTREE HEALTHCARE			27	100%	27
SANTA BARBARA CARE CENTER		17	10	37%	27
EDEN AT CRESTVIEW		12	15	56%	27
HOLISTIC PEDIATRICS GROUP LLC		25	2	7%	27
UCLA HEALTHCARE CLINICAL LABS		23	4	15%	27
LAKELAND NURSING AND REHABILITATION CENTER			27	100%	27
CENTRA CARE - SAND LAKE		1	25	96%	26
CALADIUM PEDIATRICS		25	1	4%	26
Mt Sinai Aventura			26	100%	26
NORTH FLORIDA PEDIATRICS		25	1	4%	26
THE MINIER URGENT CARE		20	6	23%	26
PALM BAY HOSPITAL			26	100%	26
UNION MEDICAL CARE PLLC		26			26
CDR MAGUIRE - MIAMI BEACH CC MISSION 17388		2	24	92%	26
WILLOWBROOKE COURT AT ST ANDREWS ESTATES		22	4	15%	26
SUMMIT MEDICAL GROUP PA		26			26
MONCRIEF ARMY HEALTH CLINIC			26	100%	26
PORT CHARLOTTE REHABILITATION CENTER		22	4	15%	26
LINCOLN DIAGNOSTIC LAB		25	1	4%	26
PULMONARY SPECIALISTS OF THE PALM BEACHES		16	10	38%	26
MINUTE CLINIC LLC #2216		25	1	4%	26
LOOP PEDIATRICS		22	4	15%	26
LONG ISLAND JEWISH MED CTR		25	1	4%	26

COVID-19: testing by laboratory

Data through Dec 25, 2020 verified as of Dec 26, 2020 at 09:25 AM

Data in this report are provisional and subject to change.

The numbers in the table below represent the number of Florida and non-Florida residents for whom test results were received by the Department of Health. A person can be tested by more than one laboratory and can have both positive and negative results. **Therefore, the sum of the numbers in each column will be larger than the total number of people tested.**

Reporting lab	Inconclusive	Negative	Positive	Percent positive	Total	
ADVENT HEALTH PARTIN SETTLEMENT HEALTH PARK		18	8	31%	26	
FAST TRACK URGENT CARE CENTER - SEMINOLE			26	100%	26	
HEALTH FIRST - VIERA HOSPITAL		1	25	96%	26	
HIGHLANDS LAKE CENTER		26			26	
WHOLE FAMILY HEALTH CENTER INC		18	8	31%	26	
BEEHIVE HOMES OF GULF BREEZE		19	6	24%	25	
TUKA PEDIATRICS		1	24	96%	25	
MINUTECLINIC DIAGNOSTIC OF TEXAS, LLC		21	4	16%	25	
FIRSTCARE CLINIC		7	18	72%	25	
JPR URGENT MEDICAL CARE		25			25	
ST. CLOUD HOSPITAL			20	5	20%	25
RJ LEE GROUP	1	23	1	4%	25	
ARCPPOINT LABS OF FORT LAUDERDALE		25			25	
ADVENT HEALTH CENTRA CARE - LAKE BUTLER BOULEVARD			25	100%	25	
MED ONE AT SAINT AUGUSTINE		20	5	20%	25	
MAGNOLIA MEDICAL CLINIC		1	24	96%	25	
PENSACOLA DEVELOPMENTAL CENTER		9	16	64%	25	
BOCA BIOLISTIC REFERENCE LAB			25	100%	25	
STATEN ISLAND UNIVERSITY HOSPITAL-POUCH		25			25	
RENAISSANCE AT THE TERRACES		25			25	
BAY COUNTY SHERIFFS OFFICE JAIL FACILITY		21	4	16%	25	
LEVY COUNTY DEPARTMENT OF HEALTH		20	5	20%	25	
UNIPATH		18	7	28%	25	
SANITAS		4	21	84%	25	
PRACTICE MANAGEMENT OF AMERICA, INC.		3	22	88%	25	
CDR MAGUIRE INC	1	2	22	88%	25	
ADDINGTON PLACE AT WELLINGTON GREEN		25			25	
LAFAYETTE NURSING AND REHABILITATION CENTER		25			25	
WAVE CREST HEALTH AND REHABILITATION CENTER		25			25	
WOMENS CARE FLORIDA LABORATORY		25			25	
FAMILY CARE PARTNERS		15	10	40%	25	
GRAMERCY PARK URGENT CARE		25			25	
MEDCOMP SCIENCES			24	100%	24	
SEVEN HILLS HEALTH AND REHABILITATION CENTER		24			24	
ASHRAF MEDICAL GROUP PLLC DBA PULSE MD		24			24	
MINUTECLINIC DIAGNOSTIC OF RHODE ISLAND, LLC #212		24			24	
AFTER HOURS PEDIATRICS			24	100%	24	
WESTMINSTER WOODS ON JULINGTON CREEK		22	2	8%	24	
KENNEDY PAIN CLINIC GROUP LLC		21	3	13%	24	
COURTYARDS OF ORLANDO		24			24	
HOME CARE PHARMACY		24			24	
HERITAGE OAKS ASSISTED LIVING & MEMORY CARE		20	4	17%	24	
ERDOX		23	1	4%	24	
ISLAND URGENT CARE PLLC		24			24	
WELLNOW URGENT CARE		23	1	4%	24	
VILLAGES REHABILITATION AND NURSING CENTER		24			24	

COVID-19: testing by laboratory

Data through Dec 25, 2020 verified as of Dec 26, 2020 at 09:25 AM

Data in this report are provisional and subject to change.

The numbers in the table below represent the number of Florida and non-Florida residents for whom test results were received by the Department of Health. A person can be tested by more than one laboratory and can have both positive and negative results. **Therefore, the sum of the numbers in each column will be larger than the total number of people tested.**

Reporting lab	Inconclusive	Negative	Positive	Percent positive	Total
CITYMD OF MANAHAWKIN		22	2	8%	24
PUBLIC SQUARE PHARMACY LLC		15	9	38%	24
TRUGENX		1	23	96%	24
MADWAR		19	5	21%	24
NORTH FLORIDA MEDICAL CENTER		22	2	8%	24
SENIOR HEALTH OF WINTER PARK DUNDEE		24			24
CINNAMON COVE ALF		24			24
AVENTIS BIO-SERVICES CTL		24			24
MOOSEHAVEN HEALTH CENTER		12	12	50%	24
BROOKDALE JENSEN BEACH □		24			24
LABORATORY DYNAMICS		20	4	17%	24
PORT SAINT JOHN FAMILY PRACTICE		18	6	25%	24
TARPON BAYOU CENTER			24	100%	24
WEST		14	10	42%	24
THE CHAPPEL GROUP RESEARCH		24			24
University Hills health and Rehabilitation		15	9	38%	24
PLANT CITY PEDIATRICS		23	1	4%	24
DEVELOPMENTAL DISABILITIES DEFENDANT PROGRAM		23			23
STATE LAB		2	21	91%	23
NOBLE SENIOR LIVING		3	20	87%	23
PENSACOLA PEDIATRICS - PACE		16	7	30%	23
WEST VOLUSIA FAMILY AND SPORTS MEDICINE		23			23
THE TERRACE OF JACKSONVILLE		3	20	87%	23
PARK WEST MEDICAL CENTER		22	1	4%	23
WOLFF CTR FOR CHILD & ADOLESCENT HEALTH PLLC,THE		18	5	22%	23
CSL PLASMA INC		3	20	87%	23
HENNEPIN COUNTY MEDICAL CENTER (HCMC)		12	11	48%	23
CARE ONE OF FLORIDA		8	15	65%	23
UNIVERSITY HILLS HEALTH AND REHABILITATION CENTER		18	5	22%	23
WILLOW BROOKE COURT AT AZALEA TRACE		23			23
ROYAL PALM SENIOR RESIDENCE		23			23
MENORAH HOUSE		22	1	4%	23
EGL GENETIC DIAGNOSTICS		1	22	96%	23
SPRING MANOR ASSISTED LIVING		23			23
ISLAND COAST PEDIATRICS PA		22	1	4%	23
CENTRAL FLORIDA PEDIATRICS		13	10	43%	23
SOLARIS SENIOR LIVING OF MERRITT ISLAND		23			23
STUART LODGE LIVING LLC		4	19	83%	23
UF HEALTH NORTH JACKSONVILLE			23	100%	23
PROFESSIONAL HEALTH EXAMINERS		19	4	17%	23
SEA PINES REHABILITATION HOSPITAL		22			22
BROOKDALE UNIVERSITY HOSPITAL		21	1	5%	22
MAKO MEDICAL		14	8	36%	22
ROCKLEDEGE REGIONAL MEDICAL CENTER		17	5	23%	22
RENAISSANCE SENIOR LIVING	1	21			22
APOLLO SURGERY CENTER		20	2	9%	22

COVID-19: testing by laboratory

Data through Dec 25, 2020 verified as of Dec 26, 2020 at 09:25 AM

Data in this report are provisional and subject to change.

The numbers in the table below represent the number of Florida and non-Florida residents for whom test results were received by the Department of Health. A person can be tested by more than one laboratory and can have both positive and negative results. **Therefore, the sum of the numbers in each column will be larger than the total number of people tested.**

Reporting lab	Inconclusive	Negative	Positive	Percent positive	Total
BULLS HEAD URGENT CARE		22			22
NIGHT LITE PEDIATRIC CENTER		10	12	55%	22
JAMAICA HOSPITAL MEDICAL CENTER		21	1	5%	22
WUESTHOFF MEDICAL CENTER-MELBOURNE			22	100%	22
VASSAR BROTHERS MEDICAL CENTER LABORATORY		21	1	5%	22
KEY PRIMARY CARE			22	100%	22
BETHESDA HEALTH URGENT CARE			22	100%	22
PREMIER MEDICAL ASSOCIATES ALL FLORIDA LLC		22			22
BONIFAY NURSING AND REHAB CENTER			22	100%	22
SARASOTA MEMORIAL NURSING & REHABILITATION CTR		22			22
WARDE MEDICAL LABORATORY		15	7	32%	22
DIACARTA INC.		22			22
MOBILE DIVISION LABORATORY		7	15	68%	22
FINLAY C. LABORATORY		3	19	86%	22
MADISON COUNTY MEMORIAL HOSP		12	10	45%	22
COLONY CARE CENTER		13	9	41%	22
WESTPAC LABS		1	21	95%	22
MILLENNIUM PHYSICIAN GROUP LLC		18	4	18%	22
BAPTIST HEALTH SOUTH FLORIDA - WEST BOCA URGENT CARE			22	100%	22
WASHINGTON COUNTY HEALTH DEPARTMENT		11	11	50%	22
FHMG-FLORIDA HOSPITAL MEDICAL GROUP		19	3	14%	22
SUNQUEST		3	19	86%	22
FIRST CHOICE PEDIATRICS LOOP		20	2	9%	22
FLORIDA PEDIATRICS		6	16	73%	22
ADVENT HEALTH - LAKE MARY PEDIATRICS		15	7	32%	22
WEST COAST FAMILY MEDICAL CARE		14	8	36%	22
TEN HEALTHCARE		6	16	73%	22
RIVERHEAD URGENT CARE		21			21
UPMC CHAUTAUQUA AT WCA LABORATORY		20	1	5%	21
PANCARE HEALTH - BONIFAY K-8			21	100%	21
WALK IN MEDICAL URGENT CARE		21			21
The Care Center at Pinellas Park		18	3	14%	21
MONTEFIORE NEW ROCHELLE HOSPITAL		20	1	5%	21
TGH URGENT CARE - RIVERVIEW			21	100%	21
PREMISE HEALTH MIA			21	100%	21
RADIOLOGY ASSOCIATES OF VENICE AND ENGLEWOOD		20	1	5%	21
WINDERMERE MEDICAL CENTER		18	3	14%	21
NURSES HELPING HANDS INC ALF		21			21
CLERMONT URGENT CARE			21	100%	21
MCW MENTAL HEALTH LLC		21			21
AMERICAN ESOTERIC LABORATORIES		6	15	71%	21
ALL MY KIDS PEDIATRICS INC		15	6	29%	21
GENESIS DERMATOLOGY		19	2	10%	21
CLINICAL PATHOLOGY LABORATORIES SOUTHEAST			21	100%	21
GASTROENTEROLOGY ASSOCIATES OF PENSACOLA PA		20	1	5%	21
PATHGROUP			21	100%	21

COVID-19: testing by laboratory

Data through Dec 25, 2020 verified as of Dec 26, 2020 at 09:25 AM

Data in this report are provisional and subject to change.

The numbers in the table below represent the number of Florida and non-Florida residents for whom test results were received by the Department of Health. A person can be tested by more than one laboratory and can have both positive and negative results. **Therefore, the sum of the numbers in each column will be larger than the total number of people tested.**

Reporting lab	Inconclusive	Negative	Positive	Percent positive	Total
DELAND WELLNESS CENTER			21	100%	21
WEST BROWARD CARE CENTER		20	1	5%	21
ST JUDE CHILDRENS RESEARCH HOSPITAL		21			21
VALENCIA HOUSE ALF		21			21
CROSSWINDS HEALTH AND REHABILITATION CENTER		21			21
MOBILE MEDICAL ASSOCIATES PL		9	12	57%	21
SOUTHSIDE HOSPITAL NORTHWELL HEALTH LABORATORY		20	1	5%	21
FLORIDA HOSPITAL LABS		11	9	45%	20
HOSPICE OF MARTIN & ST LUCIE, INC		20			20
GOOD SAMARITAN HOSPITAL LABORATORY		17	3	15%	20
ARDEN COURTS OF WINTER SPRINGS		18	2	10%	20
Wiregrass Rehabilitation Center and Nursing Home		20			20
ROYAL CARE OF AVON PARK		18	2	10%	20
LAKE GIBSON VILLAGE, LLC		20			20
POINT OF CARE CLINICS PRIMARY CARE		20			20
LABORATORY ALLIANCE OF CENTRAL NEW YORK		19	1	5%	20
INTERNATIONAL MEDICAL LABORATORY		20			20
ADVENT HEALTH PRIMARY CARE PLUS, WINTER GARDEN		16	4	20%	20
BAY PEDIATRICS PA		18	2	10%	20
FLORIDA DEPARTMENT OF HEALTH IN TAYLOR COUNTY		16	4	20%	20
MAYO CLINIC JACKSONVILLE		1	19	95%	20
PHYSICIANS STAT		1	19	95%	20
STETSON UNIVERSITY STUDENT HEALTH CENTER		3	17	85%	20
CENTRAL FLORIDA HEALTH CARE INC		2	18	90%	20
CL BRUMBACK PRIMARY CARE CLINIC LANTANA		2	18	90%	20
LAKE WORTH MANOR		19	1	5%	20
GRAND OAKS OF PALM CITY LLC	1	18	1	5%	20
CARENOW - DOWNTOWN NORTH GULCH		20			20
HENDRY REGIONAL CORPORATE HEALTH			20	100%	20
ROCKLEDGE FAMILY HEALTH			20	100%	20
HEALTHY MINORS, LLC.		20			20
PANCARE HEALTH GULF COUNTY		11	9	45%	20
POARCH BANC CREEK INDIANS TRIBAL HEALTH DEPARTMENT			20	100%	20
MEDICAL EXPRESS CORP		18	2	10%	20
ENGLEWOOD HOSPITAL AND MEDICAL CENTER		16	4	20%	20
FLORIDA PEDIATRIC GROUP PA		19	1	5%	20
HUNT CLUB PEDIATRIC ASSOCIATES LLC		19	1	5%	20
MINUTECLINIC DIAGNOSTIC		20			20
NORTH CAROLINA DEPARTMENT OF HEALTH & HUMAN SERVICES			20	100%	20
UNIVERSITY MEDICAL CTR OF PRINCETON AT		18	2	10%	20
NORTH FLORIDA PEDIATRICS - JACKSONVILLE		18	2	10%	20
REDITUS LABORATORIES			20	100%	20
TGH MEDICAL GROUP LABORATORY CARROLLWOOD			20	100%	20
HEARTLAND HEALTHCARE AND REHAB CENTER			20	100%	20
JEFFERSON K-12, A SOMERSET SCHOOL- CLINIC		16	3	16%	19
MINUTE CLINIC, LLC DBA MINUTECLINIC #4505		18	1	5%	19

COVID-19: testing by laboratory

Data through Dec 25, 2020 verified as of Dec 26, 2020 at 09:25 AM

Data in this report are provisional and subject to change.

The numbers in the table below represent the number of Florida and non-Florida residents for whom test results were received by the Department of Health. A person can be tested by more than one laboratory and can have both positive and negative results. **Therefore, the sum of the numbers in each column will be larger than the total number of people tested.**

Reporting lab	Inconclusive	Negative	Positive	Percent positive	Total
LAKE WALES OPERATING GROUP LLC		18	1	5%	19
PANCARE HEALTH - FREEPORT CLINIC SUITE B		17	2	11%	19
THE RESIDENCE AT TIMBER PINES		19			19
BETHUNE-COOKMAN UNIVERSITY		1	18	95%	19
BROWARD HEALTH IMPERIAL POINT NURSING			19	100%	19
INTERCOASTAL MEDICAL GROUP			19	100%	19
MED HEALTH SERVICES		18	1	5%	19
CORNERSTONE MEDICAL CARE OF BRANDON PL		17	2	11%	19
THE COMMONWEALTH OF MASSACHUSETTS			19	100%	19
CHILDREN'S MEDICAL CENTER			19	100%	19
MINUTECLINIC, LLC #08366		15	4	21%	19
ER QUICKCARE PL		16	3	16%	19
SEVEN RIVERS REGIONAL MEDICAL CENTER		5	14	74%	19
BAYVIEW MEDICAL		19			19
MADISON COUNTY MEMORIAL HOSPITAL LABORATORY		14	5	26%	19
VETERANS AFFAIRS MEDICAL CENTER - NEW YORK HARBOR		18	1	5%	19
INNOVATION CLINICAL TRIALS, INC			19	100%	19
ESOTERIX GENETIC LABORATORIES		16	3	16%	19
220 GOLDEN, LLC		19			19
RESIDENCE AT BAY VUE		18	1	5%	19
LAB INTERMARKET FACILITY LAB		1	18	95%	19
HARBORCHASE OF WELLINGTON CROSSING		18	1	5%	19
LINCOLN MEDICAL AND MENTAL HEALTH CENTER		18	1	5%	19
GREEN GABLES ASSISTED LIVING FACILITY		19			19
INTEGRATED REGIONAL LABORATORIES - LARGO			19	100%	19
STONE WASH CLINICAL LABORATORIES		2	17	89%	19
Summit Medical Group, Pa Db a Citymd		18	1	5%	19
MARATHON HEALTH FOR LIFE		16	2	11%	18
HOSPICE OF THE TREASURE COAST		17	1	6%	18
PRIME CARE ONE LLC/HARBORCHASE OF VENICE			18	100%	18
ALAN A SMITH MD LLC		17	1	6%	18
FAMILY CARE CYPRESS CREEK		1	17	94%	18
STEWART MEDICAL GROUP INC			18	100%	18
MORTON PLANT			18	100%	18
XPRESS WELLNESS URGENT CARE			18	100%	18
ADVENTHEALTH EXPRESS CARE AT			18	100%	18
NORTH PINELLAS CHILDRENS MEDICAL CENTER			18	100%	18
EMERGENCY PHYSICIANS MEDICAL CENTER LLC		9	9	50%	18
MOORINGS PARK OAKSTONE AT GREY OAKS		17	1	6%	18
ACCESS 365 URGENT CARE		7	11	61%	18
EAST HILL MEDICAL GROUP		14	4	22%	18
TPCA CLINICAL LABORATORIES		15	3	17%	18
ASURANCE SCIENTIFIC LABORATORIES		18			18
ESTATES MEDICAL CENTER		12	6	33%	18
JACKSON NORTH MEDICAL CENTER		2	16	89%	18
MADISON CORE LABORATORIES		17	1	6%	18

COVID-19: testing by laboratory

Data through Dec 25, 2020 verified as of Dec 26, 2020 at 09:25 AM

Data in this report are provisional and subject to change.

The numbers in the table below represent the number of Florida and non-Florida residents for whom test results were received by the Department of Health. A person can be tested by more than one laboratory and can have both positive and negative results. **Therefore, the sum of the numbers in each column will be larger than the total number of people tested.**

Reporting lab	Inconclusive	Negative	Positive	Percent positive	Total
TOTAL RENAL LABORATORIES INC		13	5	28%	18
FLORIDA COMMUNITY HEALTH CENTER OF ST. LUCIE		1	17	94%	18
BURRY'S PHARMACY INC		11	7	39%	18
DAVID LAWRENCE CENTER		15	3	17%	18
HARTFORD HOSPITAL ANCILLARY LAB		17	1	6%	18
CLERMONT ADVENTHEALTH CENTRA CARE			18	100%	18
JOHNS HOPKINS CHILDREN'S HOSPITAL			18	100%	18
NOVANT HEALTH		14	4	22%	18
COLORADO DEPARTMENT OF HEALTH LABORATORY SERVICES DIVISION			18	100%	18
CVS			18	100%	18
Hampton Court Nursing and Rehabilitation Center		17	1	6%	18
DCH REGIONAL MEDICAL CENTER LABORATORY		17	1	6%	18
BRANDON COMMUNITY HEALTH CENTER		11	7	39%	18
GENERAL INTERNAL MEDICINE MEDICAL CTR CLINIC		13	5	28%	18
ST PETER'S BENDER LABORATORY		18			18
CHIPOLA MEDICAL ASSOCIATES		2	16	89%	18
CALHOUN COUNTY HEALTH DEPT		5	13	72%	18
CAREMED INTERNAL MEDICINE			18	100%	18
MORTON PLANT HOSPITAL NURSING			18	100%	18
MIDDLETOWN MEDICAL P C		11	7	39%	18
AMMON ANALYTICAL LABORATORIES		15	2	12%	17
EMERITUS AT NAPLES	1	16			17
PSL NAPLES BH OPERATIONS, LLC		17			17
COAST MED URGENT CARE		16	1	6%	17
MEDEXPRESS URGENT CARE - BLOOMINGTON		16	1	6%	17
RIVERWOOD HEALTH NH LLC		17			17
FAMILY EXTENDED CARE OF PUNTA GORDA		17			17
BOND AND STEELE CLINIC, PA		15	2	12%	17
TURNING POINT OF TAMPA		16	1	6%	17
WALGREEN EASTERN CO, INC		17			17
Citymd Of Toms River		15	2	12%	17
WINTER PARK FAMILY PRACTICE LLC		17			17
HEALTHCARE NOW			17	100%	17
ST. JUDES LABORATORIES		12	5	29%	17
CARESPOT		1	16	94%	17
CONSOLIDATED LAB SERVICES		8	9	53%	17
PROFESSIONAL URGENT CARE SERVICES		12	5	29%	17
GLEN COVE HOSPITAL		17			17
NORTH CENTRAL BRONX HOSPITAL		16	1	6%	17
Cleveland Clinic Laboratories		4	13	76%	17
UVMMC MICROBIOLOGY		16	1	6%	17
BROOKWOOD BAPTIST MEDICAL CENTER		16	1	6%	17
KIVA AT CANTERBURY			17	100%	17
LABCORP BURLINGTON		4	13	76%	17
MICHIGAN DEPARTMENT OF HEALTH AND HUMAN SERVICES			17	100%	17
ASCENSION ST VINCENT'S PRIMARY CARE			17	100%	17

COVID-19: testing by laboratory

Data through Dec 25, 2020 verified as of Dec 26, 2020 at 09:25 AM

Data in this report are provisional and subject to change.

The numbers in the table below represent the number of Florida and non-Florida residents for whom test results were received by the Department of Health. A person can be tested by more than one laboratory and can have both positive and negative results. **Therefore, the sum of the numbers in each column will be larger than the total number of people tested.**

Reporting lab	Inconclusive	Negative	Positive	Percent positive	Total
HERNANDO ENDOSCOPY AND SURGERY CENTER		14	3	18%	17
HOLY NAME HOSPITAL LABORATORY		16	1	6%	17
WALGREENS COVID-19		14	3	18%	17
CARE CENTERS OF NASSAU		16	1	6%	17
LONG TERM CARE OF GULF BREEZE LLC		17			17
RITECARE MEDICAL CENTER			16	100%	16
NO NAME		8	8	50%	16
SAMFORD UNIVERSITY HEALTH SERVICES		15	1	6%	16
STUART REHABILITATION AND HEALTHCARE		4	12	75%	16
FAST TRACK URGENT CARE CENTER - TYRONE			16	100%	16
CAPE CORAL HOSPITAL ABG LABORATORY		10	6	38%	16
PALMETTO PEDIATRICS			16	100%	16
ALL FLORIDA FAMILY & SPORTS MEDICINE		15	1	6%	16
COUNTY OF LOS ANGELES			16	100%	16
MINUTE CLINIC DIAGNOSTIC OF SC, LLC #75		15	1	6%	16
ARTHREX MEDICAL CENTER		10	6	38%	16
BONIFAY NURSING AND REHABILITATION CENTER			16	100%	16
WHITE WILSON MEDICAL CENTER IMMEDIATE CARE			16	100%	16
FLAGLER HOSPITAL INC	2		14	88%	16
SRMC AVALON		9	7	44%	16
DESOTO PALMS ALF		16			16
ST ELIZABETH MEDICAL CENTER LABORATORY		15	1	6%	16
HARMONY HEALTH OPCO, LLC		15	1	6%	16
JUPITER MEDICAL CENTER			16	100%	16
INTERNAL MEDICINE ASSOCIATES & SPECIALTIES INC		15	1	6%	16
EASTERN SHORE URGENT CARE		9	7	44%	16
PRIMECARE OF DOTHAN-DALEVILLE CLINIC		14	2	13%	16
URGENT CARE CLINIC OF LINCOLN		14	2	13%	16
BAHIA OAKS LODGE		15	1	6%	16
REGENEXX TAMPA BAY		14	2	13%	16
OPTUMCARE FLORIDA LLC		1	15	94%	16
LIFE CARE CENTER OF JACKSONVILLE			16	100%	16
URGENT CARE WEST CLINIC		14	2	13%	16
JOSEPH MIGNOGNA		13	3	19%	16
MARTHA'S HOUSE & ASSISTED LIVING FACILITY		16			16
CRUCIAL CARE		10	6	38%	16
HEALTH CENTRAL HOSPITAL			16	100%	16
MEDEXPRESS - BLOOMIN BRANDS		4	12	75%	16
APOLLO HEALTH & REHABILITATION		11	5	31%	16
ERIC C MARSHAL MD, PC DBA MINUTECLINIC		15	1	6%	16
ADVANCED EMURGENT CARE		8	8	50%	16
XERA MED RESEARCH			16	100%	16
MILLENNIUM PHYSICIAN GRP LLC NAPLES PINE RIDGE			16	100%	16
MED PLUS FLORENCE		12	4	25%	16
INSTITUTE OF PATHOLOGY KINGS COUNTY		16			16
ADVENT HEALTH CENTRA CARE - LAKE BUENA VISTA			16	100%	16

COVID-19: testing by laboratory

Data through Dec 25, 2020 verified as of Dec 26, 2020 at 09:25 AM

Data in this report are provisional and subject to change.

The numbers in the table below represent the number of Florida and non-Florida residents for whom test results were received by the Department of Health. A person can be tested by more than one laboratory and can have both positive and negative results. **Therefore, the sum of the numbers in each column will be larger than the total number of people tested.**

Reporting lab	Inconclusive	Negative	Positive	Percent positive	Total
DALE MEDICAL CENTER		11	5	31%	16
CONNECTDX		4	12	75%	16
PINES NURSING HOME		14	1	7%	15
ALABAMA CLINICS		7	8	53%	15
TELEVISIT MALABAR PEDIATRICS		5	10	67%	15
ADVENT HEALTH - ZEPHYRHILLS			15	100%	15
MILTON 4707		15			15
NOVANT HEALTH GOHEALTH URGENT CARE-HARRISBURG		8	7	47%	15
MARIANNA HEALTH AND REHABILITATION CENTER		15			15
PRIMECARE AT TWIN LAKES			15	100%	15
HOLLEY-NAVARRE MEDICAL CLINIC		5	10	67%	15
PALMS REHABILITATION AND HEALTHCARE CENTER		12	3	20%	15
HARBOUR ISLAND PEDIATRICS		9	6	40%	15
UAH STUDENT HEALTH CENTER		10	5	33%	15
HOWARD BEACH URGENT CARE		15			15
ST CATHERINE OF SIENA HOSPITAL		14	1	7%	15
FLAGLER HOSPITAL LABORATORY		2	13	87%	15
FAMILY CARE CENTER OF ARLINGTON		10	5	33%	15
HELIX DIAGNOSTICS			15	100%	15
SINAI HOSPITAL OF BALTIMORE		15			15
ALL PEDIATRIC CARE			15	100%	15
EASTLAKE PEDIATRICS - TRINITY		15			15
UM MILLER SCHOOL OF MEDICINE			15	100%	15
WEISS PEDIATRIC CARE LLC		14	1	7%	15
TALLAHASSEE DEVELOPMENTAL CENTER		15			15
DIATHERIX		13	2	13%	15
BOZEMAN HEALTH DEACONESS HOSPITAL		12	3	20%	15
CANTON-POTSDAM HOSPITAL LABORATORY		15			15
PANCARE HEALTH - JACKSON COUNTY		9	6	40%	15
Z UROLOGY		15			15
KEY WEST MEDICAL CENTER	1	14			15
ANDALUSIA HEALTH		7	8	53%	15
ORLANDO LUTHERAN TOWERS ASSISTED LIVING		15			15
ORLANDO HEALTH		2	13	87%	15
HODGES CLUSTER		2	13	87%	15
SPEARHEAD MEDICAL			15	100%	15
PROFESSIONAL PEDIATRICS		14	1	7%	15
PONCE PLAZA NURSING & REHAB CENTER		3	11	79%	14
HORIZON ALF		14			14
Cross Gardens Care Center		14			14
BIO-TECH CLINICAL LABORATORIES INC		14			14
GRAND VILLA OF ST. PETERSBURG		12	2	14%	14
ADVENT HEALTH EXPRESS		9	5	36%	14
OKEECHOBEE HEALTHCARE FACILITY			14	100%	14
Belleair Healthcare Center		8	6	43%	14
MINUTECLINIC DIAGNOSTIC OF NORTH CAROL		11	3	21%	14

COVID-19: testing by laboratory

Data through Dec 25, 2020 verified as of Dec 26, 2020 at 09:25 AM

Data in this report are provisional and subject to change.

The numbers in the table below represent the number of Florida and non-Florida residents for whom test results were received by the Department of Health. A person can be tested by more than one laboratory and can have both positive and negative results. **Therefore, the sum of the numbers in each column will be larger than the total number of people tested.**

Reporting lab	Inconclusive	Negative	Positive	Percent positive	Total
HEALTHFIRST ADVENT HEALTH CENTRA CARE COCOA BEACH			14	100%	14
MISIR DRUGS LLC		9	5	36%	14
FLORIDA HOSPITAL WINTER GARDEN		13	1	7%	14
M&V SAN JOSE MEDICAL CENTER			14	100%	14
WEINBERG VILLAGE		14			14
MEDEMERGE		13	1	7%	14
NEW YORK PRESBYTERIAN - ALLEN HOSPITAL		14			14
NEW YORK METHODIST HOSPITAL		13	1	7%	14
EPIPHANY HEALTH		8	6	43%	14
SIGNATURE HEALTHCARE OF ORANGE PARK		14			14
THE TERRACE AT IVY ACRES ALF		11	3	21%	14
BOCA SIMON		2	12	86%	14
Salerno Bay Health & Rehabilitation Center		11	3	21%	14
WALTON PLACE		14			14
POLK CHD BARTOW		13	1	7%	14
ASTORIA HEALTH AND REHABILITATION CENTER		13	1	7%	14
HUNT CLUB MEDICAL		12	2	14%	14
NORTHWESTERN MEMORIAL HOSPITAL			14	100%	14
WELLINGTON FAMILY PRACTICE		13	1	7%	14
FORT SANDERS REGIONAL LABORATORY		14			14
ONESTOP MEDICAL AND URGENT CARE LLC		13	1	7%	14
TIMBERLANE LODGE ALF		7	7	50%	14
LONG BEACH URGENT CARE		14			14
SYNIVERSE WELLNESS CENTER		12	2	14%	14
ADVANCED URGENT CARE		12	2	14%	14
ALAN L MELOTEK MD		14			14
THE CANOPY AT HARPER LAKE	1		13	93%	14
HAWKINS FAMILY MEDICINE LLC		9	5	36%	14
FUNGAL REFERENCE LABORATORY		12	2	14%	14
EXPRESS FAMILY CARE LLC			14	100%	14
MIAMI CLINICAL RESEARCH CORP			14	100%	14
AURORA DIAGNOSTICS		3	11	79%	14
ROADS PEDIATRICS,LLC		13	1	7%	14
CARESPOT OF NOCATEE			14	100%	14
OSCEOLA ALF OPERATOR, LLC DBA□		14			14
BENTON HOUSE OF PORT ORANGE		8	6	43%	14
ASHTON PLACE	1	11	2	14%	14
WIREGRASS CLINIC LLC		12	2	14%	14
ARBOR TERRACE ORTEGA LLC		13			13
ROCKLEDGE		3	10	77%	13
ESCAMBIA COMMUNITY CLINIC		2	11	85%	13
VILLA OF KINGS AND QUEENS OF DELRAY		13			13
FORT WALTON BEACH DEVELOPMENTAL CENTER		12	1	8%	13
CLINICAL LABORATORY SERVICES			13	100%	13
Lanier Rehab			13	100%	13
ROBERT WOOD JOHNSON UNIVERSITY HOSP		11	2	15%	13

COVID-19: testing by laboratory

Data through Dec 25, 2020 verified as of Dec 26, 2020 at 09:25 AM

Data in this report are provisional and subject to change.

The numbers in the table below represent the number of Florida and non-Florida residents for whom test results were received by the Department of Health. A person can be tested by more than one laboratory and can have both positive and negative results. **Therefore, the sum of the numbers in each column will be larger than the total number of people tested.**

Reporting lab	Inconclusive	Negative	Positive	Percent positive	Total
Sunnyside Care Center		13			13
FAMILY AND INTERNAL MEDICINE AT AVALON PARK		11	2	15%	13
URGENT CARE USA			13	100%	13
EAR NOSE & THROAT ASSOCIATES OF MANATEE PA		13			13
UNIVERSITY LAB			13	100%	13
ROWLETT MIDDLE ACADEMY		11	2	15%	13
SHORE MEMORIAL HOSPITAL		12	1	8%	13
MORRIS PARK URGENT CARE		10	3	23%	13
MEADOWCREST MOLECULAR DIAGNOSTICS, LLC			13	100%	13
GENTIVA HEALTH SERVICES CERTIFIED INC		13			13
RESOLVE MOLECULAR DIAGNOSTICS		11	2	15%	13
BERNHARDT LABORATORIES		3	10	77%	13
MD BEAUTY LABS, PA		12	1	8%	13
ST VINCENT'S EAST		12	1	8%	13
OPIS ISLAND LAKE CENTER		13			13
CORE LABORATORY		1	12	92%	13
SOUTHEAST FAMILY HEALTHCARE CENTER			13	100%	13
COLLEGE POINT URGENT CARE		12	1	8%	13
PANCARE HEALTH - MALONE CLINIC		12	1	8%	13
CLEVELAND CLINIC			13	100%	13
HEALTH MED CENTERS		13			13
PALMS MEDICAL GROUP - LAKE CITY WEST		3	10	77%	13
BROOKLYN HOSPITAL CENTER DOWNTOWN CAMPUS		13			13
PARKWEST MEDICAL CENTER		11	2	15%	13
DYNAMIC DNA LAB		1	12	92%	13
JOSEPH SCHENKER MD PC DBA CENTERS URGENT		11	2	15%	13
BROOKDALE DELAND			13	100%	13
MERCY MEDICAL URGENT CARE CENTER INC		2	11	85%	13
PALM BEACH COUNTY FIRE RESCUE		13			13
BAPTIST MEMORIAL HEALTH CARE		11	2	15%	13
SPRINGWOOD COURT		8	5	38%	13
FAST TRACK URGENT CARE CENTER - DOWNTOWN		1	12	92%	13
JUST FOR KIDS PEDIATRICS		5	8	62%	13
LAKE PLACID HEALTH AND REHABILITATION			13	100%	13
FLORIDA STATE HOSPITAL			13	100%	13
RIVERSIDE COTTAGES AT THE SHORES, LLC			13	100%	13
NEWYORK-PRESBYTERIAN/ LAWRENCE HOSPITAL LABORATORY		11	2	15%	13
REGENCY SQUARE MALL - SEARS		2	11	85%	13
IN-OFFICE LAB		12	1	8%	13
Cross Care Center			13	100%	13
FLORIDA ATLANTIC UNIVERSITY		10	2	17%	12
ORANGE REGIONAL MEDICAL CENTER LABORATORY		10	2	17%	12
WORLD WRESTLING ENTERTAINMENT			12	100%	12
JESSIE TRICE COMMUNITY HEALTH SYSTEM, INC			12	100%	12
MCWHORTER SCHOOL OF PHARMACY		12			12
TOTTENVILLE CIRCLE URGENT CARE		12			12

COVID-19: testing by laboratory

Data through Dec 25, 2020 verified as of Dec 26, 2020 at 09:25 AM

Data in this report are provisional and subject to change.

The numbers in the table below represent the number of Florida and non-Florida residents for whom test results were received by the Department of Health. A person can be tested by more than one laboratory and can have both positive and negative results. **Therefore, the sum of the numbers in each column will be larger than the total number of people tested.**

Reporting lab	Inconclusive	Negative	Positive	Percent positive	Total
VPA PC LAB		12			12
DEPT OF VA MEDICAL CENTER - BAY PINES			12	100%	12
MARION PEDIATRICS PA		9	3	25%	12
Consulate Health Care of Jacksonville			12	100%	12
MAITLAND PRIMARY CARE		9	3	25%	12
M12297090CV HOLLAND-23D2189684		12			12
NCHD		3	9	75%	12
MONTEFIORE ST LUKE'S CORNWALL HOSPITAL		9	3	25%	12
NAPLES GREEN VILLAGE		12			12
FLORIDA DEPT OF HEALTH		4	8	67%	12
BVL PEDIATRICS		12			12
BROOKDALE PADDOCK HILLS		12			12
MINUTECLINIC DIAGNOSTICS MEDICAL GROUP		12			12
BETHESDA HEALTH PHYSICIAN GROUP INC			12	100%	12
BROWARD DIALYSIS			12	100%	12
FLORIDA DEPARTMENT OF HEALTH IN HILLSBOROUGH COUNTY			12	100%	12
ARDEN COURTS OF FORT MYERS		12			12
TOTAL ACCESS URGENT CARE			12	100%	12
ROSLYN URGENT CARE		12			12
LONG ISLAND JEWISH VALLEY STREAM		12			12
SUMTER PEDIATRICS		12			12
UR CARE FAMILY AND SPORTS MEDICINE			12	100%	12
THE TRADITION OF THE PALM BEACHES		12			12
MAINSTREET FAMILY SELECT		1	11	92%	12
INNOVATIVE RESEARCH OF WEST FLORIDA		9	3	25%	12
NEMOURS CHILDREN'S URGENT CARE, ORLANDO - WATERFORD LAKES			12	100%	12
MICHELLE S PAGE MD PA		12			12
MARQUES PEDIATRICS			12	100%	12
MEDEXPRESS URGENT CARE, MOON TOWNSHIP		12			12
LEON CHD		12			12
MELBOURNE FAMILY PRACTICE		11	1	8%	12
KRYSTAL BAY NURSING AND REHABILITATION		9	3	25%	12
GLEN OAKS HEALTH AND REHABILITATION CENTER			12	100%	12
ADIRONDACK MEDICAL CENTER		12			12
FHCP-PORT ORANGE		3	9	75%	12
HUDSON VALLEY HOSPITAL CENTER LABORATORY		11	1	8%	12
MACKOUL PEDIATRICS FORT MYERS			12	100%	12
VERITAS RESEARCH CORP			12	100%	12
PROMEDICA LABORATORIES		11	1	8%	12
ADVENT HEALTH - KISSIMMEE		3	9	75%	12
SHELBY COUNTY HEALTH CARE CORPORATION		9	3	25%	12
BLISS HEALTHCARE SERVICES		1	11	92%	12
BARNETT PARK			12	100%	12
CARDIOLOGY AND MEDICINE ASSOCIATES INC		12			12
UC HEALTH UNIVERSITY HOSPITAL		10	2	17%	12
ACADIAN DIAGNOSTIC LABORATORIES		8	4	33%	12

COVID-19: testing by laboratory

Data through Dec 25, 2020 verified as of Dec 26, 2020 at 09:25 AM

Data in this report are provisional and subject to change.

The numbers in the table below represent the number of Florida and non-Florida residents for whom test results were received by the Department of Health. A person can be tested by more than one laboratory and can have both positive and negative results. **Therefore, the sum of the numbers in each column will be larger than the total number of people tested.**

Reporting lab	Inconclusive	Negative	Positive	Percent positive	Total
HALIFAX HEALTH URGENT CARE		2	10	83%	12
PRATTVILLE BAPTIST HOSPITAL		10	2	17%	12
MASSACHUSETTS GENERAL HOSPITAL		1	11	92%	12
ALTAMONTE MD			12	100%	12
SOUTH NASSAU COMMUNITIES HOSPITAL		10	2	17%	12
APPLE DIAGNOSTICS LAB		5	7	58%	12
LIFE CARE OF PORT SAINT LUCIE		3	9	75%	12
STATEN ISLAND UNIVERSITY HOSPITAL		11	1	8%	12
ODYSSEY HEALTHCARE OF MARION COUNTY, LLC		12			12
BAPTIST MEDICAL CENTER EAST		9	3	25%	12
SUMMIT MEDICAL GROUP - 75 E NORTHFIELD		10	2	17%	12
MERIDIAN AT WATERWAYS, THE		10	2	17%	12
IREPERTOIRE_MOL_LAB		12			12
WALGREEN		4	8	67%	12
CAMPBELL URGENT CARE			12	100%	12
GROWING TOGETHER PEDIATRICS, LLC		10	2	17%	12
OAKMONTE VILLAGE		11	1	8%	12
ST JOSEPH HOSPITAL		11	1	8%	12
TROPICANA		5	6	55%	11
COMMUNITY MEDICAL CARE CENTER INC			11	100%	11
ELITE HOME HEALTH SERVICES		11			11
PALM BEACH PATHOLOGY		9	2	18%	11
BROOKDALE CANOPY OAKS			11	100%	11
COMPREHENSIVE CHILDCARE ASSOCIATES		8	3	27%	11
NORTHERN WESTCHESTER HOSPITAL LABORATORY		9	2	18%	11
BIOREFERENCE LABORATORIES INC		3	8	73%	11
AIM LABORATORIES			11	100%	11
PROHEALTH CARE ASSOCIATES MOBILE		9	2	18%	11
GEORGE SAFRAN MD PC		10	1	9%	11
MD PLUS URGENT CARE, LLC			11	100%	11
CVS MINUTE CLINIC DIAGNOSTIC OF TEXAS LLC		8	3	27%	11
CARE FAST MURABELLA		7	4	36%	11
The Ponce Therapy Care Center		11			11
BAPTIST PRIMARY CARE PONTE VEDRA		6	5	45%	11
LEHIGH VALLEY HOSPITAL		3	8	73%	11
LAKEVIEW HEALTH CARE SYSTEMS		4	7	64%	11
CHARLOTTE CHD PORT CHARLOTTE		10	1	9%	11
UNIVERSITY CENTRA CARE		10	1	9%	11
SOUTHCAM LABORATORY		2	9	82%	11
TREASURE COAST URGENT CARE			11	100%	11
PROFESSIONAL PARK PEDIATRICS PA			11	100%	11
BROOKDALE BRANDON		11			11
MAGNOLIA PEDIATRICS		2	9	82%	11
St. Annes Nursing Center, St. Annes Residence, Inc.		11			11
SEMORAN FAMILY HEALTH LLC		10	1	9%	11
SUMMIT ATLANTIC SURGERY CENTER		11			11

COVID-19: testing by laboratory

Data through Dec 25, 2020 verified as of Dec 26, 2020 at 09:25 AM

Data in this report are provisional and subject to change.

The numbers in the table below represent the number of Florida and non-Florida residents for whom test results were received by the Department of Health. A person can be tested by more than one laboratory and can have both positive and negative results. **Therefore, the sum of the numbers in each column will be larger than the total number of people tested.**

Reporting lab	Inconclusive	Negative	Positive	Percent positive	Total
COASTAL SKIN SURGERY AND DERMATOLOGY		8	3	27%	11
NIGHT LITE PEDIATRICS CENTER, LLC		1	10	91%	11
INN AT LAKE SEMINOLE SQUARE, THE		11			11
BARTON FAMILY PRACTICE		7	4	36%	11
EPIC REFERENCE LABS INC			11	100%	11
NEUROINTERNATIONAL SARASOTA		10	1	9%	11
PRIMECARE ACQUISITION FAMILY PRACTICE INC		11			11
WINTER PARK CARE AND REHABILITATION			11	100%	11
LAB UNKNOWN			11	100%	11
FIRST CHOICE PEDIATRICS INC		10	1	9%	11
BHA CENTRAL COUNTY CLINIC		1	10	91%	11
THE TERRACE OF SAINT CLOUD		9	2	18%	11
NORTHWEST FLORIDA SLEEP			11	100%	11
ADVENTHEALTH MEDICAL GROUP FAMILY MEDICINE		11			11
SOUTHEASTERN OUTPATIENT SURGERY CENTER		11			11
LUCID DIAGNOSTICS LABS			11	100%	11
QUOTIENT SCIENCES LABS LLC			11	100%	11
BAY STREET PHARMACY		11			11
SUNCOAST URGENT CARE			11	100%	11
MORTON PLANT MEASE			11	100%	11
BASSETTI & ASSOCIATES, MD, PA			11	100%	11
BRYAN WHITFIELD MEMORIAL HOSPITAL		7	4	36%	11
FLUSHING HOSPITAL MEDICAL CENTER		9	2	18%	11
DMH STEINHATCHEE FAMILY MEDICINE		8	3	27%	11
MEDEXPRESS URGENT CARE LEWISBURG		11			11
COLORADO DEPARTMENT OF PUBLIC HEALTH AND ENVIRONMENT			11	100%	11
SHELBY BAPTIST MEDICAL CENTER		6	5	45%	11
LYSTER ACH FT RUCKER AL		10	1	9%	11
DARDEN WELLNESS CENTER		9	2	18%	11
MARKET STREET VIERA		10			10
BIOTECH CLINICAL LABORATORIES, INC.		1	9	90%	10
REGENCY OAKS HEALTH CENTER		8	2	20%	10
RAINBOW PEDIATRIC CENTER		2	8	80%	10
BROWARD HEALTH CARE			10	100%	10
AVANTE ST CLOUD		7	3	30%	10
MEDEX REGIONAL LABORATORIES LLC		1	9	90%	10
MERCY MEDICAL CENTER		4	6	60%	10
APPALACHIAN REGIONAL HEALTHCARE SYSTEM		10			10
NEW JERSEY DEPARTMENT OF HEALTH COMMUNICABLE DISEASE SERVICE		3	7	70%	10
COMMUNITY HEALTH CENTER		2	8	80%	10
PINELLAS COUNTY HEALTH DEPARTMENT		2	8	80%	10
MINUTECLINIC DIAGNOSTIC OF NEW JERSEY		9	1	10%	10
BOND CLINIC DR ELDEEB		1	9	90%	10
SOUTHEASTERN LABORATORY			10	100%	10
GLEN OAKS URGENT CARE		10			10
ADVENT HEALTH - WINTER HAVEN		6	4	40%	10

COVID-19: testing by laboratory

Data through Dec 25, 2020 verified as of Dec 26, 2020 at 09:25 AM

Data in this report are provisional and subject to change.

The numbers in the table below represent the number of Florida and non-Florida residents for whom test results were received by the Department of Health. A person can be tested by more than one laboratory and can have both positive and negative results. **Therefore, the sum of the numbers in each column will be larger than the total number of people tested.**

Reporting lab	Inconclusive	Negative	Positive	Percent positive	Total
MINUTECLINIC, LLC, DBA MINUTECLINIC #5		9	1	10%	10
FAMILY CARE			10	100%	10
TOWERS HOME CARE		10			10
LAKE NONA MEDICAL SERVICES		3	7	70%	10
CREATIVE TESTING SOLUTIONS		3	7	70%	10
INTERMOUNTAIN CENTRAL LAB		1	9	90%	10
GENESIS		7	3	30%	10
CAREATC			10	100%	10
CARENOW URGENT CARE-BRENTWOOD		8	2	20%	10
PBC PREMIER FAMILY HEALTH			10	100%	10
EMERALD COAST HOSPICE - CRESTVIEW		10			10
ROBERT H JENKINS JR VETERANS' DOMICILIARY HOME OF		9	1	10%	10
ASSISTED LIVING OF BROWARD		10			10
CVS MINUTE CLINIC DIAGNOSTIC OF NORTH CAROL		10			10
HIALEAH HOSPITAL RESPIRATORY DEPT			10	100%	10
JACKSON COUNTY HEALTH DEPARTMENT			10	100%	10
VASCONCELLO COHEN MD PA		9	1	10%	10
ARNOT OGDEN MEDICAL CENTER LABORATORY		10			10
BUREAU OF PUBLIC HEALTH		1	9	90%	10
VETERANS ADMINISTRATION			10	100%	10
BEAUMONT LABORATORY			10	100%	10
REDMED CLINIC OF ARLINGTON		9	1	10%	10
COVANCE CENTRAL LABORATORY			10	100%	10
BROOKDALE PANAMA CITY		9	1	10%	10
UNION CHD		9	1	10%	10
GRACE MEDICAL HOME		8	2	20%	10
OCEANSIDE URGENT CARE		10			10
HCR MANORCARE		10			10
ORLANDO VA MEDICAL CENTER			10	100%	10
MEDICAL LABORATORY DIAGNOSTICS			10	100%	10
AMBRY GENETICS CORPORATION		10			10
MINUTECLINIC DIAGNOSTIC OF PENNSYLVANI		10			10
MINUTECLINIC, LLC, DBA MINUTECLINIC #2544		9	1	10%	10
TIDEWELL HOSPICE INC		8	2	20%	10
GADSDEN REGIONAL MEDICAL CENTER		10			10
MHHS All Lab Subsection		10			10
PANCARE HEALTH - VERNON ELEMENTARY			10	100%	10
EMERALD COAST PEDIATRICS			10	100%	10
JFK MEDICAL CENTER NORTH LAB		1	9	90%	10
ONEIDA HEALTHCARE CENTER		8	2	20%	10
PANCARE HEALTH - WEWA ELEMENTARY			10	100%	10
OCALA OAKS REHABILITATION CENTER		7	3	30%	10
BELLEVUE HOSPITAL CENTER DEPARTMENT		10			10
Gabisa Medical LLC		10			10
TENNESSEE DEPARTMENT OF HEALTH (TDH) - CENTRAL LABORATORY		2	8	80%	10
Hialeah Nursing And Rehabilitation Center		6	4	40%	10

COVID-19: testing by laboratory

Data through Dec 25, 2020 verified as of Dec 26, 2020 at 09:25 AM

Data in this report are provisional and subject to change.

The numbers in the table below represent the number of Florida and non-Florida residents for whom test results were received by the Department of Health. A person can be tested by more than one laboratory and can have both positive and negative results. **Therefore, the sum of the numbers in each column will be larger than the total number of people tested.**

Reporting lab	Inconclusive	Negative	Positive	Percent positive	Total
URGENT CARE CENTER AT PINNACLE		4	6	60%	10
OHIO STATE UNIVERSITY MEDICAL CENTER			10	100%	10
LAKE BALDWIN CBOC		9	1	10%	10
NAPHCARE, INC.			10	100%	10
PHELPS HOSPITAL LABORATORY		10			10
CBC LAB		3	7	70%	10
BLOUNT MEMORIAL HOSPITAL		9	1	10%	10
SOS MOBILE MEDICAL CARE LLC		8	2	20%	10
NORTH OKALOOSA PHYSICIAN GROUP		10			10
HUNTINGTON STATION URGENT CARE		9	1	10%	10
LADY LAKE SPECIALTY CARE			10	100%	10
AVALON PARK RETIREMENT RESIDENCE		10			10
UMHC/SYLVESTER AT KENDALL		1	9	90%	10
ALCOVE ASSISTED LIVING FACILITY		10			10
GRAND VILLA OF DELAND		9	1	10%	10
WATSON HEALTHCARE		7	3	30%	10
MINUTECLINIC DIAGNOSTIC OF RHODE ISLAND, LLC #590		10			10
LPG PEDIATRICS AT PAGE FIELD		9			9
RAINBOW PEDIATRICS			9	100%	9
MIDMICHIGAN MEDICAL CENTER			9	100%	9
Maury Regional Hospital		6	3	33%	9
ROCKLAND URGENT CARE FAMILY HEALTH NP		9			9
WELLMED AT SOUTH PARSONS		8	1	11%	9
LIGHTHOUSE PEDIATRICS OF NAPLES		6	3	33%	9
PREMIER LABORATORY SERVICES, LLC		5	4	44%	9
GULFSIDE HOSPICE INC		6	3	33%	9
NORTHSHORE UNIVERSITY HEALTHSYSTEM EVANSTON HOSPITAL LAB			9	100%	9
MEDEXPRESS URGENT CARE - SEMINOLE SQUA		8	1	11%	9
CHILDREN'S HEALTH CENTER INC.		7	2	22%	9
OCOEE PEDIATRICS		8	1	11%	9
HAZELDEN FLORIDA		9			9
MINUTE CLINIC DIAGNOSTIC OF VIRGINIA		6	3	33%	9
VALLEY IMMEDIATE CARE		8	1	11%	9
RICHMOND UNIVERSITY MEDICAL CENTER		7	2	22%	9
49D2045214PHYSICIAN OFFICE WAIVER MEDEXPRESS URGENT CARE - HARRISONBU		5	4	44%	9
OMNI			9	100%	9
BAYA URGENT CARE LLC		1	8	89%	9
VILLAGE PLACE HEALTH AND REHAB		9			9
MOUNT DORA PEDIATRICS		8	1	11%	9
Citymd Of Lacey		8	1	11%	9
NEMOURS CHILDREN'S PRIMARY CARE VERO BEACH			9	100%	9
FAMILY MEDICINE AT HUNTERS CREEK		9			9
AUBURN COMMUNITY HOSPITAL		8	1	11%	9
FIRST CHOICE PEDIATRICS WINTER SPRINGS		9			9
GCPM MANUAL MICROBIOLOGY		1	8	89%	9
MOLECULAR PATHOLOGY LABORATORY			9	100%	9

COVID-19: testing by laboratory

Data through Dec 25, 2020 verified as of Dec 26, 2020 at 09:25 AM

Data in this report are provisional and subject to change.

The numbers in the table below represent the number of Florida and non-Florida residents for whom test results were received by the Department of Health. A person can be tested by more than one laboratory and can have both positive and negative results. **Therefore, the sum of the numbers in each column will be larger than the total number of people tested.**

Reporting lab	Inconclusive	Negative	Positive	Percent positive	Total
STATEN ISLAND UNIVERSITY HOSPITAL SEGUINE AVE		9			9
TMH PHYSICIAN PARTNERS - MONTICELLO		8	1	11%	9
LAKE NONA MEDICAL SERVICE LLC		9			9
SIGMUND LABS LLC		9			9
BARNES HEALTHCARE OF FLORIDA LLC		9			9
MINUTECLINIC DIAGNOSTIC OF ILLINOIS L		7	2	22%	9
ILLINOIS DEPT OF PUBLIC HEALTH LAB - SPRINGFIELD			9	100%	9
HORIZON MEDICAL GROUP		8	1	11%	9
UNIVERSITY HOSPITAL UC HEALTH		6	3	33%	9
CHEMISYS LABORATORIES		1	8	89%	9
PATEL MEDICAL VENTURES		8	1	11%	9
PEDIATRIC HEALTH CARE ALLIANCE			9	100%	9
ALBIBI		1	8	89%	9
Wesley Place on Honeysuckle		8	1	11%	9
CARENOW URGENT CARE - EAST NASHVILLE		8	1	11%	9
CAREHERE- LCS LEESBURG			9	100%	9
AVOW HOSPICE INC		9			9
FAST PACE MEDICAL CLINIC		9			9
SAN JOSE SENIOR CARE LLC		6	3	33%	9
PRIMARY CARE MEDICINE		8	1	11%	9
PRECISION GENETICS			9	100%	9
MINUTECLINIC DIAGNOSTIC OF OHIO LLC		8	1	11%	9
BRIDGEWAY HEALTH CLINICS INC			9	100%	9
ANY LAB TEST NOW INC			9	100%	9
CYPRESS POINT LIVING, LLC		7	2	22%	9
PLYMOUTH HARBOR INCORPORATED		9			9
BOCA RATON REGIONAL HOSPITAL LAB			9	100%	9
MID-FLORIDA PATHOLOGY, LLC		9			9
BAYFRONT HEALTH ST PETERSBURG		8	1	11%	9
UNAVAILABLE/UNKNOWN/NO INFORMATION FOUND			9	100%	9
ADVENTHEALTH MEDICAL GROUP CARE CLINIC AT		7	2	22%	9
RIVERSIDE MEDICAL GROUP		8	1	11%	9
LIFE CARE CENTER OF PORT ST. LUCIE		6	3	33%	9
NORTHBROOK CENTER FOR		8	1	11%	9
SAMARITAN MEDICAL CENTER		9			9
PARROTT MEDICAL CLINIC			9	100%	9
FLORIDA ENDOSCOPY & SURGERY CTR LLC		9			9
BAYONET POINT HOSPITAL			9	100%	9
CARENOW URGENT CARE-MT JULIET		8	1	11%	9
Jupiter Medical Center Pavilion		8	1	11%	9
WELLMED AT LAKE COPELAND		5	3	38%	8
BLOCK NATION CHASE		4	4	50%	8
BAPTIST HEALTH			8	100%	8
MINUTECLINIC DIAGNOSTIC OF NORTH CAROLINA		8			8
FAMILY CARE PARTNERS URGENT CARE LLC		5	3	38%	8
FAMILY PRACTICE ON THE GO		6	2	25%	8

COVID-19: testing by laboratory

Data through Dec 25, 2020 verified as of Dec 26, 2020 at 09:25 AM

Data in this report are provisional and subject to change.

The numbers in the table below represent the number of Florida and non-Florida residents for whom test results were received by the Department of Health. A person can be tested by more than one laboratory and can have both positive and negative results. **Therefore, the sum of the numbers in each column will be larger than the total number of people tested.**

Reporting lab	Inconclusive	Negative	Positive	Percent positive	Total
MORNINGSIDE MANOR & VILLA ADULT CARE C		8			8
UNIVERSITY MEDICAL CENTER		8			8
AVENTURA HOSPITAL AND MEDICAL CENTER			8	100%	8
PASSPORT HEALTH			8	100%	8
HUNTINGTON VILLAGE URGENT CARE		8			8
MEDEXPRESS URGENT CARE PARKERSBURG		7	1	13%	8
METHODIST MEDICAL CENTER		6	2	25%	8
MID-HUDSON VALLEY DIVISION OF WESTCHESTER MEDICAL		8			8
NATURE COAST REGIONAL MEDICAL CENTER			8	100%	8
MAINSTREET FAMILY CARE			8	100%	8
CHILDRENS MEDICAL CENTER			8	100%	8
DOCTOR'S IN-HOUSE LAB/COMMUNITY HEALTH CENTERS OF PINELLAS - CLEARWATE			8	100%	8
EXECUTIVE MEDICAL SERVICES		8			8
COASTAL FAMILY PRACTICE		5	3	38%	8
WHITE SANDS OUTPATIENT SERVICES (WSOP SERVICES LLC		8			8
SYLVESTER AT PLANTATION LABORATORY		7	1	13%	8
MOSOLF PEDIATRICS			8	100%	8
GENE STREET LABORATORIES, LLC		6	2	25%	8
BARTON PARKER OD PC		8			8
SAMARITAN HOSPITAL LABORATORY		7	1	13%	8
OHIO CVS STORES, LLC DBA		8			8
SURGOINSVILLE PHARMACY		8			8
GENEUS DIAGNOSTICS			8	100%	8
WESTCHESTER GENERAL HOSPITAL BLOOD GAS LAB			8	100%	8
CARROLL GARDENS URGENT CARE		8			8
BEAUMONT EMERGENCY CENTER			8	100%	8
HARBORCHASE OF DR PHILLIPS		7	1	13%	8
TLC FAMILY CARE HOME INC		8			8
X-GENE MOLECULAR LABS		1	7	88%	8
THE WOLFF CENTER FOR CHILD & ADOLESCENT HEALTH			8	100%	8
ATLANTIC CONSOLIDATED LABORATORY		8			8
FOUNTAINVIEW BY FIVE STAR QUALITY CARE		7	1	13%	8
DOCTOR'S IN HOUSE LAB			8	100%	8
JOHNS HOPKINS MEDICAL LABORATORIES		1	7	88%	8
CVS MINUTE CLINIC, LLC		6	2	25%	8
ADVENT HEALTH - FOUR CORNERS ER		8			8
MEDEXPRESS URGENT CARE - PANTOPS		7	1	13%	8
HOLY NAME MEDICAL CENTER	1	6	1	13%	8
L&S SENIOR CARE DBA ARCADIA OAKS		8			8
TEXAS DEPARTMENT OF STATE HEALTH SERVICES		2	6	75%	8
MICHIGAN DEPARTMENT OF COMMUNITY HEALTH		1	7	88%	8
CVS PHARMACY NO 274		8			8
MD NOW MEDICAL CENTERS INC			8	100%	8
WACO HHSSURGEWACO	1	6	1	13%	8
NIGHT OWL PEDIATRICS URGENT CARE			8	100%	8
MINUTECLINIC MINUTECLINIC #8746		8			8

COVID-19: testing by laboratory

Data through Dec 25, 2020 verified as of Dec 26, 2020 at 09:25 AM

Data in this report are provisional and subject to change.

The numbers in the table below represent the number of Florida and non-Florida residents for whom test results were received by the Department of Health. A person can be tested by more than one laboratory and can have both positive and negative results. **Therefore, the sum of the numbers in each column will be larger than the total number of people tested.**

Reporting lab	Inconclusive	Negative	Positive	Percent positive	Total
LIFE CARE CITRUS COUNTY			8	100%	8
LAKELAND HILLS CENTER		4	4	50%	8
ADVANCED DIAGNOSTIC LABORATORY		1	7	88%	8
TRINITY MEDICAL ASSOCIATES LLC			8	100%	8
COLLIER COUNTY HEALTH DEPT.		4	4	50%	8
ADVENTHEALTH MEDICAL GROUP		8			8
INTERNAL MEDICINE ASSOCIATES OF JACKSON HOSPITAL			8	100%	8
VETERAN AFFAIRS MEDICAL CENTER - JAMES J PETERS		6	2	25%	8
ST. JOSEPH HOSPITAL AND HEALTH CARE INC.			8	100%	8
BROOKDALE MANDARIN CENTRAL			8	100%	8
ALACHUA COUNTY HEALTH DEPARTMENT		1	7	88%	8
FHCP-ORANGE CITY			8	100%	8
GOLISANO CHILDREN'S HOSPITAL OF SOUTHWEST FLORIDA		6	2	25%	8
PANCARE HEALTH - BAY COUNTY - YOUNGSTOWN		8			8
HOLIDAY MEDICAL ASSOCIATES		1	7	88%	8
HEALTHMARK REGIONAL HOSPITAL LAB		4	4	50%	8
CIAN DIAGNOSTICS			8	100%	8
FAMILY HEALTH CENTER			8	100%	8
EMERGENCY MEDICAL CENTER		3	5	63%	8
MINUTECLINIC DIAGNOSTIC OF NORTH CAROLINA PC		8			8
BEST MEDICAL CENTER		8			8
MINIMALLY INVASIVE VASCULAR INC		8			8
BAPTIST OUTPATIENT			8	100%	8
ALLINA HEALTH - ABBOTT NORTHWESTERN HOSPITAL		5	3	38%	8
JX REF LAB			8	100%	8
MEDEXPRESS URGENT CARE - CHRISTIANBURG		7	1	13%	8
ORMOND BEACH CENTRA CARE			8	100%	8
NORTHWEST FLORIDA ENT, PA		3	5	63%	8
MEDEXPRESS URGENT CARE - TIMBERLAKE		8			8
MINUTECLINIC DIAGNOSTIC OF SOUTH CARO		5	3	38%	8
TELEVISIT PALM BAY FAMILY PRACTICE		6	2	25%	8
ROBERT WOOD JOHNSON HOSPITAL		7	1	13%	8
ELMCROFT PINECREST		8			8
MEDEXPRESS URGENT CARE - MAPLE DRIVE		7			7
MEYER PEDIATRICS CHTD		7			7
VIRTUA VOORHEES HOSPITAL		5	2	29%	7
WOODLAND TOWERS		6	1	14%	7
HEALTH NETWORK LABORATORIES		6	1	14%	7
HEARTLAND PEDIATRICS OF LAKE PLACID			7	100%	7
GUARDANT HEALTH		4	3	43%	7
DIAGNOSTIC CLINIC		6	1	14%	7
METROPOLITAN HOSPITAL CENTER		6	1	14%	7
LAKES DIALYSIS CENTER INC			7	100%	7
NORTON HEALTHCARE			7	100%	7
DOCTOR'S IN-HOUSE LAB/COMMUNITY HEALTH CENTERS OF PINELLAS -PINELLAS P			7	100%	7
SARASOTA - ROBERT L TAYLOR COMMUNITY CENTER		1	6	86%	7

COVID-19: testing by laboratory

Data through Dec 25, 2020 verified as of Dec 26, 2020 at 09:25 AM

Data in this report are provisional and subject to change.

The numbers in the table below represent the number of Florida and non-Florida residents for whom test results were received by the Department of Health. A person can be tested by more than one laboratory and can have both positive and negative results. **Therefore, the sum of the numbers in each column will be larger than the total number of people tested.**

Reporting lab	Inconclusive	Negative	Positive	Percent positive	Total
COMMUNITY MEDICAL AND DENTAL CARE INC		7			7
GENTRY PARK ORLANDO ASSISTED LIVING		6	1	14%	7
ECLRS		2	5	71%	7
SOUTH COM HEALTH CLINIC, DEPT. OF THE ARMY		7			7
MONTEFIORE NYACK HOSPITAL AFFILIATED LABORATORY		7			7
BAPTIST PEDIATRICS		6	1	14%	7
DEPARTMENT OF HEALTH- CITRUS COUNTY			7	100%	7
SONATA BOYNTON BEACH		6	1	14%	7
PENINSULA CARE AND REHABILITATION CENTER			7	100%	7
ST JUDE LABORATORIES		5	2	29%	7
The Waterford		7			7
MONROE COUNTY HOSPITAL		5	2	29%	7
DORAL URGENT CARE			7	100%	7
PEDIATRICS OF CENTRAL FLORIDA		5	2	29%	7
IRL MARKET LAB			7	100%	7
DIEGO FALLON MD PA		5	2	29%	7
INN AT ASTON GARDENS AT PELICAN POINTE, THE		7			7
Consulate Health Care of Brandon		7			7
FORT HAMILTON URGENT CARE		7			7
PERSONAL PEDIATRICS PA		5	2	29%	7
ISLAND LAKE CENTER		3	4	57%	7
VETERANS AFFAIRS MEDICAL CENTER - OUTPATIENT			7	100%	7
HOLMES COUNTY HEALTH DEPARTMENT		3	4	57%	7
THE VILLAGES HEALTH		5	2	29%	7
MEDLABS DIAGNOSTICS		7			7
WYOMING COUNTY COMMUNITY HOSPITAL LABORATORY		7			7
DOCTORS CLINICAL LABORATORY, INC		5	2	29%	7
SENIOR HOME CARE INC		7			7
LAKEVIEW HEALTH SYSTEMS			7	100%	7
PBC FOUND CARE INC			7	100%	7
MEDEXPRESS URGENT CARE MONACA		7			7
BAYLOR GENETICS		5	2	29%	7
ST PETERSBURG PEDIATRICS-EAST BAY			7	100%	7
ALACHUA			7	100%	7
DUVAL PHARMACY		4	3	43%	7
Rosewood Healthcare and Rehabilitation Center		5	2	29%	7
ORANGE PARK PEDIATRIC ASSOCIATES		1	6	86%	7
WELLMED AT PORT ST LUCIE WEST		6	1	14%	7
UNIVERSITY OF WASHINGTON MEDICAL CENTER			7	100%	7
Ocoee Health Care Center		7			7
Sunset Lake Health and Rehabilitation Center		7			7
SUNSHINE ASSISTED LIVING		7			7
TRUE HEALTH DIAGNOSTICS		1	6	86%	7
HOLY GARDEN ALF, INC.		7			7
ARCHBOLD MEMORIAL HOSPITAL/LAB		3	4	57%	7
SCHOOL OF PHARMACY AND PHARMACEUTICAL		7			7

COVID-19: testing by laboratory

Data through Dec 25, 2020 verified as of Dec 26, 2020 at 09:25 AM

Data in this report are provisional and subject to change.

The numbers in the table below represent the number of Florida and non-Florida residents for whom test results were received by the Department of Health. A person can be tested by more than one laboratory and can have both positive and negative results. **Therefore, the sum of the numbers in each column will be larger than the total number of people tested.**

Reporting lab	Inconclusive	Negative	Positive	Percent positive	Total
TRUE HEALTH		5	2	29%	7
AVON PARK PEDIATRICS			7	100%	7
HEALTH CARE LABORATORY SERVICES		1	6	86%	7
FLORIDA CLINICAL LAB			7	100%	7
MINUTECLINIC #8699		4	3	43%	7
THE MARY IMOGENE BASSETT HOSPITAL		7			7
MEDEXPRESS URGENT CARE - BENTON HARBOR		7			7
BRADENTON PHYSICIANS MEDICAL CENTER			7	100%	7
NOVANT HEALTH INPATIENT CARE		2	5	71%	7
GOOD SAMARITAN SOCIETY OF DAYTONA		5	2	29%	7
QUE		4	3	43%	7
DOH-TAMPA BRANCH LABORATORY (MLK BLVD)		3	4	57%	7
FLORIDA CENTER FOR DERMATOLOGY LABORATORY			7	100%	7
CVS MINUTE CLINIC DIAGNOSTIC MED GRP OF CA		7			7
HEALTHWORKS MED GROUP OF FLORIDA PA		2	5	71%	7
LAB UNKNOW		6	1	14%	7
LEE COUNTY HEALTH DEPARTMENT		4	3	43%	7
PBSO WEST PALM FAMILY PRACTICE		1	6	86%	7
GULF COAST MEDICAL GROUP		2	5	71%	7
TNC WALK IN CLINIC		4	3	43%	7
St Joseph's Hospital & Medical Center		7			7
STERLING HOUSE OF PUNTA GORDA		7			7
FLORIDA DIGESTIVE AND LIVER SPECIALIST		7			7
EAR NOSE AND THROAT ASSOCIATES OF MANATEE, P.A.		7			7
FLORIDA HOSPITAL KISSIMMEE		4	3	43%	7
LYNMOORE,THE		7			7
MISSOURI DEPARTMENT OF HEALTH AND SENIOR SERVICES			7	100%	7
CHILDREN'S HEALTHCARE OF ATLANTA/EGLESTON		7			7
RIVER OAKS TREATMENT CENTER			7	100%	7
CENTER ONE SURGERY CENTER		6	1	14%	7
ALLEGRO - TAMPA	1	4	2	29%	7
LEPE'S HOUSE			7	100%	7
ORLANDO HEALTH PHYSICIAN ASSOCIATES		4	3	43%	7
FLORIDA HOSPITAL WINTER PARK		6	1	14%	7
BAY REGIONAL URGENT CARE		1	6	86%	7
CVS PHARMACY #8800		5	2	29%	7
CARENOW URGENT CARE-MADISON		7			7
CENTRAL FLORIDA PEDIATRIC URGENT CARE LLC		6	1	14%	7
SEA LEVEL LABS			7	100%	7
TIMBER CREEK PEDIATRICS		6			6
WALK IN URGENT CARE			6	100%	6
TAMIAMI LAB MILLENIUM			6	100%	6
ROSS MEDICAL GROUP			6	100%	6
IMA MEDICAL CENTER		3	3	50%	6
NOVALIFE MEDSPA			6	100%	6
MEDEXPRESS URGENT CARE - WINCHESTER GATEWAY		5	1	17%	6

COVID-19: testing by laboratory

Data through Dec 25, 2020 verified as of Dec 26, 2020 at 09:25 AM

Data in this report are provisional and subject to change.

The numbers in the table below represent the number of Florida and non-Florida residents for whom test results were received by the Department of Health. A person can be tested by more than one laboratory and can have both positive and negative results. **Therefore, the sum of the numbers in each column will be larger than the total number of people tested.**

Reporting lab	Inconclusive	Negative	Positive	Percent positive	Total
PUBLIC HEALTH LAB		6			6
CLEARWATER PEDIATRIC CARE		1	5	83%	6
MEDEXPRESS URGENT CARE- MARYLAND		6			6
FAST PACE MEDICAL CLINIC, PLLC		6			6
CVS MINUTE CLINIC DIAGNOSTIC OF TEXAS,LLC		4	2	33%	6
LUXOR SCIENTIFIC LLC			6	100%	6
BAYCARE ALLIANT HOSPITAL			6	100%	6
RED MOUNTAIN DIAGNOSTICS		6			6
GENETIC TECHNOLOGICAL INNOVATIONS			6	100%	6
LUMADOC HEALTH		4	2	33%	6
BAYCARE MEDICAL GROUP INC			6	100%	6
FREEDOM SQUARE NURSING CENTER			6	100%	6
SONORA QUEST LABORATORIES			6	100%	6
THE VILLAGES REGIONAL HOSPITAL FREESTANDING		3	3	50%	6
PATHGROUP LABS, LLC		4	2	33%	6
DOH JACKSONVILLE CENTRAL LABORATORY		3	3	50%	6
WATAUGA MEDICAL CENTER		4	2	33%	6
PATHLINE			6	100%	6
CAPE CORAL URGENT CARE		3	3	50%	6
BEACON AT GULF BREEZE, THE		6			6
FIRST COAST CARDIOVASCULAR INSTITUTE PA			6	100%	6
MINUTECLINIC, LLC #05038		6			6
MEADOWCREST FAMILY PHYSICIANS PA			6	100%	6
LABCORP TAMPA		5	1	17%	6
MEDEXPRESS URGENT CARE-LATROBE		6			6
JERSEY SHORE MEDICAL CENTER		6			6
Hackensack Umc Mountainside		6			6
LAWTON CHILES HEALTH CENTER		1	5	83%	6
MEDEXPRESS URGENT CARE - MONROE		6			6
BOCA VIPEDIATRICS			6	100%	6
MC DIAGNOSTIC OF CONNECTICUT, PC #1960		6			6
CHILDREN'S HOSPITAL OF PHILADELPHIA		5	1	17%	6
DEBARY HEALTH AND REHABILITATION CENTER		6			6
THE CLINIC PREMISE HEALTH			6	100%	6
ST LUKES ROOSEVELT LABORATORY		6			6
PALMETTO HEALTH ALLIANCE		3	3	50%	6
CARENOW URGENT CARE-SOUTHLAKE			6	100%	6
ENT AND ALLERGY ASSOCIATES OF FLORIDA LLC		6			6
CVS HEALTH, #3396		6			6
ETHOS LABORATORIES		6			6
RIVERVIEW REGIONAL MEDICAL CENTER		6			6
PALMS, THE		6			6
MIAMI BEACH COMMUNITY HEALTH CENTER INC			6	100%	6
LUTHERAN HAVEN EXTENDED CONGREGATE CAR		6			6
LAKE MARY - STIRLING CENTER SUITE 202			6	100%	6
TEXAS MEDCLINIC			6	100%	6

COVID-19: testing by laboratory

Data through Dec 25, 2020 verified as of Dec 26, 2020 at 09:25 AM

Data in this report are provisional and subject to change.

The numbers in the table below represent the number of Florida and non-Florida residents for whom test results were received by the Department of Health. A person can be tested by more than one laboratory and can have both positive and negative results. **Therefore, the sum of the numbers in each column will be larger than the total number of people tested.**

Reporting lab	Inconclusive	Negative	Positive	Percent positive	Total
AVALON FAMILY RESORT ASSISTED LIVING LLC		6			6
ENIGMA DIAGNOSTIC, INC.			6	100%	6
MINUTECLINIC DIAGNOSTIC OF HAWAII LLC		6			6
LODGE HEALTH AND REHABILITATION CENTER, THE		6			6
MEDEXPRESS URGENT CARE - ROBINSON TWP, STEUBENVILLE PIKE		6			6
PROHEALTH MED		1	5	83%	6
MINUTECLINIC DIAGNOSTIC OF MICHIGAN PC		6			6
CVS MINUTE CLINIC DIAGNOSTIC OF TEXAS, LLC		6			6
MERCY HEALTH—MUSKEGON		5	1	17%	6
KINDRED HOSPITAL CENTRAL TAMPA BLOOD GAS		6			6
Northwell Lab		2	4	67%	6
BETH ISRAEL DEACONESS MEDICAL CENTER			6	100%	6
FLORIDA MEDICAL SPECIALISTS		2	4	67%	6
XPRESS URGENT CARE LLC		6			6
WILDLIGHT LAB			6	100%	6
SACRED HEART HEALTH SYSTEM INC		6			6
NOT INDICATED		1	5	83%	6
AARK LABORATORY		6			6
FLORIDA HOSPITAL APOPKA		5	1	17%	6
AEGIS MEDICAL GROUP			6	100%	6
MONTEFIORE MEDICAL CENTER LABORATORIES - NORTH		6			6
MINUTECLINIC, LLC, DBA MINUTECLINIC #6106		5	1	17%	6
IU HEALTH PATHOLOGY		1	5	83%	6
LIFE'S SPECIAL MOMENTS INC		6			6
HEALTHPARK MEDICAL CENTER ABG LAB		5	1	17%	6
THOMAS JEFFERSON UNIVERSITY HOSPITAL		4	2	33%	6
ARLINGTON OF NAPLES		6			6
MERCY COLLEGE HEALTH OFFICE		6			6
JOSEF SCHENKER MD PC		6			6
NEW YORK PRESBYTERIAN - LOWER MANHATTAN		6			6
SOUTH CAROLINA DEPARTMENT OF HEALTH			6	100%	6
LUTHERAN HAVEN ASSISTED LIVING		6			6
VERMONT DEPARTMENT OF HEALTH		1	5	83%	6
Summit Medical Group Westfield Lab		6			6
AZALEA HEALTH		2	4	67%	6
MID FLORIDA PATHOLOGY LLC		5	1	17%	6
Sovereign Laboratory Services, LLC		6			6
ISLAND COAST PEDIATRICS IN-HOUSE LAB		6			6
UNILAB		2	4	67%	6
BAYCARE MEDICAL GROUP		1	5	83%	6
MINUTECLINIC DIAGNOSTIC OF NORTH CAROLINA, PC		5	1	17%	6
URGENT TEAM MANAGEMENT OF TENNESSEE		6			6
GRACE REHABILITATION CENTER OF VERO BEACH		4	2	33%	6
SAINT PETER'S UNIVERSITY HOSPITAL		6			6
KEYSTONE PLACE AT NAPLES PRESERVE		4	2	33%	6
CROSSROADS URGENT CARE		4	2	33%	6

COVID-19: testing by laboratory

Data through Dec 25, 2020 verified as of Dec 26, 2020 at 09:25 AM

Data in this report are provisional and subject to change.

The numbers in the table below represent the number of Florida and non-Florida residents for whom test results were received by the Department of Health. A person can be tested by more than one laboratory and can have both positive and negative results. **Therefore, the sum of the numbers in each column will be larger than the total number of people tested.**

Reporting lab	Inconclusive	Negative	Positive	Percent positive	Total
MINUTE CLINIC DIAGNOSTIC OF NEW JERSEY		6			6
CRESTVIEW URGENT CARE			6	100%	6
CARE HERE		1	5	83%	6
CAPITAL HEALTH PLAN LABORATORIES			6	100%	6
PENN MEDICINE PRINCETON MEDICAL CENTER		6			6
Manor Care of Dunedin		6			6
JACKSON CLINIC PA,THE		3	3	50%	6
COMMONWEALTH OF MASSACHUSETTS			6	100%	6
MEDICAL CENTER AT OCEAN REEF		1	5	83%	6
FLORIDA WOMAN CARE LABORATORY			6	100%	6
Thermopolis Rehabilitation Wellness		6			6
ADVANCE URGENT CARE CENTER, LLC			6	100%	6
CAREWELL 301 - WARWICK			6	100%	6
MONTEFIORE MEDICAL CENTER LABORATORIES - WEILER		4	2	33%	6
WADSWORTH CENTER - DAVID AXELROD INSTITUTE		5			5
STATMED OCALA			5	100%	5
EL PARAISO HOME INC		5			5
UT MEMPHIS UNIVERSITY HEALTH SERVICES			5	100%	5
SOUTHEASTERN PEDIATRIC ASSOCIATES			5	100%	5
MEDEXPRESS URGENT CARE - ELM GROVE		5			5
Florida Clinical Laboratory		1	4	80%	5
UNIVERSITY OF CHICAGO MEDICAL CENTER LAB			5	100%	5
ASCENSION ST VINCENT'S CLAY COUNTY			5	100%	5
LANE PEDIATRICS PA			5	100%	5
DR PHILLIPS MEDICAL WELLNESS CENTER		5			5
Army Residence Community		5			5
FRANCES WARDE MEDICAL LABORATORY		2	3	60%	5
CHAMPLAIN VALLEY PHYSICIANS HOSPITAL		3	2	40%	5
JOE DIMAGGIO CHILDREN'S HOSPITAL		1	4	80%	5
WESTMINSTER SHORES			5	100%	5
UCF STUDENT HEALTH SERVICES LABORATORY		2	3	60%	5
CARL R DARNALL ARMY MEDICAL CENTER			5	100%	5
OPTUM SILVER LAKES			5	100%	5
RIVER CITY PRIMARY AND URGENT CARE			5	100%	5
BEACH HOUSE		5			5
NORTH FLORIDA PEDIATRICS JASPER			5	100%	5
LABCORP UNSPECIFIED		5			5
MULBERRY CARE CENTER		2	3	60%	5
CORNER OAK ESTATE LLC		5			5
CARLOS PORTU MD, PLLC			5	100%	5
WELLMED AT NEW TAMPA		3	2	40%	5
MEDICAL CENTER OF BLOUNTSTOWN			5	100%	5
MEDEXPRESS ELKINS		5			5
GUTHRIE MEDICAL GROUP LABORATORIES		5			5
CONCENTRA			5	100%	5
BREVARD HEALTH ALLIANCE INC, THE			5	100%	5

COVID-19: testing by laboratory

Data through Dec 25, 2020 verified as of Dec 26, 2020 at 09:25 AM

Data in this report are provisional and subject to change.

The numbers in the table below represent the number of Florida and non-Florida residents for whom test results were received by the Department of Health. A person can be tested by more than one laboratory and can have both positive and negative results. **Therefore, the sum of the numbers in each column will be larger than the total number of people tested.**

Reporting lab	Inconclusive	Negative	Positive	Percent positive	Total
AUTUMN OF SARASOTA		5			5
MAXHEALTH		4	1	20%	5
BAYSHORE LABORATORY		4	1	20%	5
CITRUS COUNTY HEALTH DEPARTMENT		4	1	20%	5
GULF COAST VETERANS HCS PANAMA CITY OPC		5			5
MINUTECLINIC DIAGNOSTIC OF PENNSYLVANIA, LLD #1545		5			5
OSWEGO HOSPITAL LABORATORY		5			5
UF HEALTH			5	100%	5
WOODHULL MEDICAL AND MENTAL HEALTH CTR		5			5
ST CHARLES HOSPITAL LABORATORY		5			5
SOUTHERN OCEAN MEDICAL CENTER		5			5
CLEVELAND CLINIC MARTIN HEALTH NURSING & RESTORATIVE		5			5
FLORIDA HOSPITAL LAKE MARY		5			5
UT SOUTHWESTERN MEDICAL CENTER			5	100%	5
LORI MCAULIFFE MD PA			5	100%	5
BOCA BIOLISTICS LLC			5	100%	5
GERALD J KIVETT MD		5			5
ROSEMONT GARDENS INC		5			5
PRECISION LABS LLC		2	3	60%	5
DEPARTMENT OF HEALTH AND HUMAN SERVICES LANSING			5	100%	5
NEW HAMPSHIRE DEPARTMENT OF HEALTH AND HUMAN SERVICES		3	2	40%	5
CROSSROADS URGENT CARE, PLLC		5			5
ACCESS PHARMACY		5			5
URGENT CARE OF LONGWOOD			5	100%	5
CVS MINUTE CLINIC DIAGNOSTIC OF NEW JERSEY		5			5
MINUTECLINIC DIAGNOSTIC OF NEW JERSEY,		5			5
MINUTE CLINIC DIAGNOSTIC OF SC, LLC #42		4	1	20%	5
URGENT MEDICAL CENTER INC		2	3	60%	5
FLORIDA DEPARTMENT OF HEALTH IN MONROE COUNTY		2	3	60%	5
YORKVILLE PEDIATRIC URGENT CARE		5			5
BAY BREEZE HEALTH AND REHABILITATION CENTER		5			5
MEDEXPRESS URGENT CARE - WILLIAMSPORT		4	1	20%	5
WELLIGENT			5	100%	5
KIDSVILLE PEDIATRICS			5	100%	5
FLORIDA DEPARTMENT OF HEALTH - INVERNESS		3	2	40%	5
ST VINCENT'S CHILTON		4	1	20%	5
URGENT CARE & FAMILY PRACTICE CENTER			5	100%	5
NORTHPORT MEDICAL CENTER LAB		5			5
PEDIATRIC URGENT HEALTH CARE			5	100%	5
COMMUNITY HEALTH OF SOUTH FLORIDA			5	100%	5
GLEN FALLS HOSPITAL DEPARTMENT OF PATHOLOGY		5			5
FINLAY		1	4	80%	5
ATLANTIC COMMUNITY HIGH SCHOOL		4	1	20%	5
NORTHERN DUTCHESS HOSPITAL LABORATORY		5			5
ADVENTHEALTH EXPRESS CARE AT WALGREENS			5	100%	5
RUSH UNIVERSITY MEDICAL CENTER LABORATORY			5	100%	5

COVID-19: testing by laboratory

Data through Dec 25, 2020 verified as of Dec 26, 2020 at 09:25 AM

Data in this report are provisional and subject to change.

The numbers in the table below represent the number of Florida and non-Florida residents for whom test results were received by the Department of Health. A person can be tested by more than one laboratory and can have both positive and negative results. **Therefore, the sum of the numbers in each column will be larger than the total number of people tested.**

Reporting lab	Inconclusive	Negative	Positive	Percent positive	Total
BROOKDALE CLERMONT			5	100%	5
KENILWORTH CARE & REHABILITATION CENTER			5	100%	5
MINUTE CLINIC		1	4	80%	5
DOCS URGENT CARE		1	4	80%	5
MINUTECLINIC DIAGNOSTIC OF PA, LLC (1036)		4	1	20%	5
PRECISION DIAGNOSTICS INC - NJ		5			5
ADVENT HEALTH - DELTONA ER		1	4	80%	5
SUTTER TRACY COMMUNITY HOSPITAL			5	100%	5
ELLIS HOSPITAL LABORATORY		5			5
GRAND VILLA OF ALTAMONTE SPRINGS			5	100%	5
ORMOND MEDICAL ARTS		3	2	40%	5
CENTREX CLINICAL LABS INC		5			5
INDIANA STATE DEPARTMENT OF HEALTH		1	4	80%	5
VIBRANT AMERICA		3	2	40%	5
EXPRESS DOCS LLC			5	100%	5
FLORIDA CANCER SPECIALISTS & RESEARCH INSTITUTE		4	1	20%	5
EGL GENETICS DIAGNOSTICS			5	100%	5
Westchester General Hospital			5	100%	5
BROWARD COUNTY HEALTH DEPT.			5	100%	5
MEDEXPRESS URGENT CARE - MIDLOTHIAN		5			5
FAMILY MEDICINE OF WESTON LLC			5	100%	5
NATIONAL GENETICS INST LABCORP		1	4	80%	5
MANATEE PEDIATRICS			5	100%	5
MEDEXPRESS URGENT CARE - WASHINGTON		4	1	20%	5
PEDIATRICS OF ALTAMONTE		5			5
LAKE NONA PEDIATRICS IN ASSOCIATION WITH NEMOURS		5			5
HUNTERS CREEK PEDIATRICS		5			5
NORTH BEACH REHABILITATION CENTER		4	1	20%	5
MEDEXPRESS URGENT CARE - BEECH GROVE		5			5
STEWART MELBOURNE HOSPITAL			5	100%	5
ST JOSEPH WOMENS HOSPITAL			5	100%	5
XRL SXF REF LAB		5			5
PEDIATRICS OF CENTRAL FLORIDA - POINCIANA		3	2	40%	5
GENTIVA HEALTH SERVICES		5			5
CORAL LANDING ASSISTED LIVING		5			5
CRESTWOOD MEDICAL CENTER		4	1	20%	5
MINUTECLINIC DIAGNOSTIC PA		5			5
ILLINOIS DEPARTMENT OF PUBLIC HEALTH			5	100%	5
Kennedy University Hospital		5			5
DALLAS COUNTY HEALTH AND HUMAN SERVICES			5	100%	5
ST JOHNS BIOMEDICAL LAB		5			5
BETHESDA COMMUNITY HEALTH CENTER			5	100%	5
ADVENTHEALTH MEDICAL GROUP FAMILY & INTERNAL		2	3	60%	5
SONATA DELRAY BEACH		4	1	20%	5
HILLSBOROUGH COUNTY HEALTH DEPARTMENT			5	100%	5
WAKEMED		1	4	80%	5

COVID-19: testing by laboratory

Data through Dec 25, 2020 verified as of Dec 26, 2020 at 09:25 AM

Data in this report are provisional and subject to change.

The numbers in the table below represent the number of Florida and non-Florida residents for whom test results were received by the Department of Health. A person can be tested by more than one laboratory and can have both positive and negative results. **Therefore, the sum of the numbers in each column will be larger than the total number of people tested.**

Reporting lab	Inconclusive	Negative	Positive	Percent positive	Total
CLEVELAND TENNESSEE HOSPITAL COMPANY		5			5
OMNICARE PHARMACY OF TEXAS 1, LP DBA OMNICARE		5			5
DAVITA DIALYSIS		4	1	20%	5
HENDRY REGIONAL CONVENIENT CARE CENTER			5	100%	5
AEL KNOXVILLE			5	100%	5
TANNER MEDICAL CENTER EAST AL		5			5
INDIAN RIVER PRIMARY CARE PA		5			5
DESOTO HEALTH AND REHAB LLC		3	2	40%	5
MEDEXPRESS URGENT CARE - RICHMOND, NINE MILE RD		5			5
JOSEF SCHENKER MD PC DBA CENTERS URGENT		4	1	20%	5
UPMC HEALTH SYSTEM		4	1	20%	5
MAIMONIDES MEDICAL CENTER		4	1	20%	5
BAPTIST PRIMARY BLACK CREEK SOUTH			5	100%	5
PARRISH HEALTH CENTER		5			5
MANATEE COUNTY JAIL		4	1	20%	5
BAPTIST HEALTH - TOWN CENTER			5	100%	5
INTERNAL MEDICINE SPECIALISTS			5	100%	5
WEST PACIFIC MEDICAL LABORATORY			5	100%	5
MIAMI COMPREHENSIVE MEDICINE GROUP PA		4	1	20%	5
COOPER HOSPITAL/UNIVERSITY MEDICAL		5			5
HUNTINGTON URGENT CARE		5			5
CURATIVE CARE CENTER INC		1	4	80%	5
MOUNT SINAI BROOKLYN LABORATORY		4	1	20%	5
NELSON BIOLOGICAL			5	100%	5
KEYSTYLE LIVING LLC	1	4			5
MEDEXPRESS URGENT CARE-MUNCIE		5			5
RICH STREET GROUP HOME			5	100%	5
NOVANT HEALTH UVA		2	3	60%	5
MEDEXPRESS URGENT CARE-ALTOONA		5			5
THE UNIVERSITY OF VERMONT MEDICAL CENTER		4	1	20%	5
BIOTEST PLASMA CENTER		4			4
LONG ISLAND JEWISH FOREST HILLS HOSPITAL		4			4
KENDALL REGIONAL MEDICAL CNTR			4	100%	4
FLORIDA CANCER SPECIALISTS AND RESEARCH		2	2	50%	4
CENTERPLACE HEALTH, INC			4	100%	4
CELERION			4	100%	4
EAST BANK HOSPITAL - UNIVERSITY OF MINNESOTA MEDICAL CENTER			4	100%	4
ADVENT HEALTH CENTRA CARE - ORANGE LAKE		1	3	75%	4
CVS MINUTE CLINIC DIAGNOSTIC PA		3	1	25%	4
UNIVERSITY OF MIAMI MILLER SCHOOL OF MEDICINE			4	100%	4
FIFTH AVENUE PEDIATRICS		3	1	25%	4
BOROPARK URGENT CARE		3	1	25%	4
INTERMARKET FACILITY			4	100%	4
Walker BaptistMedCtr		3	1	25%	4
IGENEX INC		4			4
ORCHID COVE		2	2	50%	4

COVID-19: testing by laboratory

Data through Dec 25, 2020 verified as of Dec 26, 2020 at 09:25 AM

Data in this report are provisional and subject to change.

The numbers in the table below represent the number of Florida and non-Florida residents for whom test results were received by the Department of Health. A person can be tested by more than one laboratory and can have both positive and negative results. **Therefore, the sum of the numbers in each column will be larger than the total number of people tested.**

Reporting lab	Inconclusive	Negative	Positive	Percent positive	Total
PERDIDO URGENT CARE			4	100%	4
RIO PINAR HEALTH CARE			4	100%	4
UNIVERSITY OF WASHINGTON MEDICAL CENTER (UWMC) EMERGENCY DEPT.			4	100%	4
EXPRESS TESTING-ONE			4	100%	4
MEDEXPRESS URGENT CARE - CULPEPER		4			4
MINUTE CLINIC DIAGNOSTIC OF TEXAS, LLC		4			4
MIRIMUS INC		1	3	75%	4
FLORIDA HEALTHCARE OF ORLANDO			4	100%	4
MEMORIAL HEALTH CARE SYSTEMS			4	100%	4
PUTNAM HOSPITAL CENTER LABORATORY		4			4
CENTERPLACE HEALTH			4	100%	4
MEDEXPRESS URGENT CARE HUNTINGTON		4			4
SHARP MEMORIAL HOSPITAL MICROBIOLOGY DEPT			4	100%	4
COLUMBIA MEMORIAL HOSPITAL LABORATORY		4			4
ALVARO J DANGOND MD PA		4			4
ACCENT PHYSICIAN SPECIALISTS PA		4			4
MAILBOX DIAGNOSTICS		2	2	50%	4
TRIDENT BIOMETRICS		3	1	25%	4
ATMORE NURSING CENTER		3	1	25%	4
TIFFANY LAKE CARE CENTERS INC		4			4
GARDENS HEALTH NH LLC		4			4
DEPARTMENT OF HEALTH AND HUMAN SERVICES STATE OF NEW HAMPSHIRE			4	100%	4
WATERTOWN URGENT CARE PLLC		4			4
AHEC CLINIC		1	3	75%	4
OKLAHOMA STATE UNIVERSITY DIAGNOSTIC LAB			4	100%	4
BOCA SIMON LAB		1	3	75%	4
CAREWELL 202			4	100%	4
BIRMINGHAM VAMC		1	3	75%	4
RAINBOW PEDIATRIC CENTER PA		3	1	25%	4
TARPON SPRINGS PEDIATRICS, LLC			4	100%	4
MEDEXPRESS URGENT CARE - MBURG COMMONS		4			4
FHMG_FM AND IM AVALON PARK		1	3	75%	4
L3HARRIS FAMILY MEDICAL CENTER			4	100%	4
JUPITER ISLAND MEDICAL CLINIC INC		4			4
CLINICAL LABORATORIES OF THE BUFFALO		3	1	25%	4
ELITE MEDICAL CENTER			4	100%	4
SIGNATURE CARE EMERGENCY CENTER		2	2	50%	4
LAKE FOREST PARK OP CO LLC		4			4
ADVENTHEALTH MEDICAL GROUP PEDIATRICS AT		2	2	50%	4
FLORIDA MEDICAL CLINIC - MULTI SPECIALTY CAMPUS		1	3	75%	4
NORTHEAST ALABAMA REGIONAL MEDICAL CENTER		2	2	50%	4
MEDEXPRESS URGENT CARE-KATY		4			4
PALM HARBOR DERMATOLOGY		4			4
UHEALTH UNIVERSITY OF MIAMI			4	100%	4
CELAL GUROL ERBAY, MD			4	100%	4
PENNSYLVANIA DEPARTMENT OF HEALTH BUREAU OF LABORATORIES			4	100%	4

COVID-19: testing by laboratory

Data through Dec 25, 2020 verified as of Dec 26, 2020 at 09:25 AM

Data in this report are provisional and subject to change.

The numbers in the table below represent the number of Florida and non-Florida residents for whom test results were received by the Department of Health. A person can be tested by more than one laboratory and can have both positive and negative results. **Therefore, the sum of the numbers in each column will be larger than the total number of people tested.**

Reporting lab	Inconclusive	Negative	Positive	Percent positive	Total
FAMILY MEDICINE AT LONGWOOD			4	100%	4
PR HEALTH			4	100%	4
AHC Decatur County		4			4
SOUTHWESTERN REGIONAL MEDICAL CENTER - TULSA		4			4
DIAGNOSTECHS		4			4
SIGNATURE CARE MONTROSE		2	2	50%	4
REDMED OF CROSSTOWN		1	3	75%	4
ADVENT HEALTH MEDICAL GROUP- FAMILY MEDICINE AT DR. PHILIPS		1	3	75%	4
MINUTECLINIC DIAGNOSTIC OF NEW JERSEY, LLC # 7069		4			4
PEACEHEALTH LABORATORIES		3	1	25%	4
KANSAS DEPARTMENT OF HEALTH		2	2	50%	4
GENUS DIAGNOSTICS			4	100%	4
LA MER NH LLC			4	100%	4
MEDEXPRESS URGENT CARE - SWANSEA, N ILLINOIS ST		4			4
OMNICARE PHARMACY OF TEXAS 1		4			4
SIMEDHEALTH LLC		2	2	50%	4
REHABILITATION CENTER AT JUPITER GARDENS		4			4
GREENVILLE MEMORIAL HOSPITAL LAB			4	100%	4
VITAL CARE URGENT CARE			4	100%	4
URGENT TEAM - MUSCLE SHOALS		4			4
MCR HEALTH LAWTON CHILES ADMINISTRATION STE A		1	3	75%	4
DYNACARE LABORATORIES			4	100%	4
WYOMING PUBLIC HEALTH LAB			4	100%	4
MINUTECLINIC DIAGNOSTIC OF VIRGINIA, LLC #1656		4			4
MINUTECLINIC DIAGNOSTIC OF VIRGINIA		4			4
NEMOURS CHILDREN'S URGENT CARE			4	100%	4
FCHC (OB)-DARWIN SQUARE CTR.			4	100%	4
COPELAND MEDICAL CLINIC		3	1	25%	4
MED LABS DIAGNOSTICS		3	1	25%	4
COLLIER HMA PHYSICIAN MANAGEMENT, LLC			4	100%	4
FHCP - ORMOND BEACH			4	100%	4
MINUTE-CLINIC DIAGNOSTIC OF VIRGINIA, LLC #794		4			4
JUPITER MEDICAL CENTER URGENT CENTER			4	100%	4
MINUTE CLINIC DIAGNOSTIC OF PENNSYLVANIA		4			4
MEASE COUNTRYSIDE HOSPITAL			4	100%	4
COMPUNET CLINICAL LAB			4	100%	4
INSPIRED LIVING AT PALM BAY		4			4
MINUTECLINIC DIAGNOSTIC OF TN PC #6415		4			4
THONOTOSASSA COMMUNITY HEALTH CENTER		1	3	75%	4
HELIX KH UC			4	100%	4
BELLIN HEALTH LAB		1	3	75%	4
MEDICINE SHOPPE #1306 THE		3	1	25%	4
IMIC INC RESEARCH			4	100%	4
TENDER CARE ALF		4			4
NEWPATH DIAGNOSTICS		4			4
CAPTAIN JAMES A. LOVELL FEDERAL HEALTHCARE CENTER			4	100%	4

COVID-19: testing by laboratory

Data through Dec 25, 2020 verified as of Dec 26, 2020 at 09:25 AM

Data in this report are provisional and subject to change.

The numbers in the table below represent the number of Florida and non-Florida residents for whom test results were received by the Department of Health. A person can be tested by more than one laboratory and can have both positive and negative results. **Therefore, the sum of the numbers in each column will be larger than the total number of people tested.**

Reporting lab	Inconclusive	Negative	Positive	Percent positive	Total
MEDEXPRESS URGENT CARE - LAFAYETTE		4			4
MEDEXPRESS URGENT CARE - CLARKSBURG		4			4
ADVENT HEALTH - TUSKAWILLA		4			4
PALM BEACH CANCER INSTITUTE			4	100%	4
MIAMI COMMUNITY HEALTH CENTER INC		1	3	75%	4
VALDOSTA FAMILY MEDICINE			4	100%	4
CITYMD		1	3	75%	4
MD ANDERSON			4	100%	4
MEDEXPRESS URGENT CARE-PITTSFIELD		4			4
Health Care Center of Jacksonville			4	100%	4
Heartland of Boynton Beach			4	100%	4
NCHMD INC			4	100%	4
SunTerrace Health Care Center		3	1	25%	4
WESLEY CHAPEL INTERNAL MEDICINE AND PEDIATRICS			4	100%	4
Millennium Nursing & Rehab Center		4			4
MINUTE CLINIC DIAGNOSTIC OF MICHIGAN PC		4			4
MIAMI CANCER INSTITUTE			4	100%	4
CARENOW URGENT CARE-GREEN HILLS		4			4
ACE BIOMEDICAL LABS LLC			4	100%	4
UW MEDICINE VIROLOGY LAB			4	100%	4
ADVENTIST HEALTH SYSTEM FLORIDA DEPT OF HEALTH		3	1	25%	4
CARE ONE PRIMARY CARE			4	100%	4
THE DOCTORS CENTER HEALTHCARE-SOUTHSIDE		1	3	75%	4
PM PEDIATRICS OF SELDEN		3	1	25%	4
LAKE REGIONAL URGENT CARE			4	100%	4
DYNAMIC HEALTH CENTERS INC		2	2	50%	4
MINUTECLINIC DIAGNOSTIC OF MICHIGAN		4			4
UNION CITY MANOR NURSING CENTER		4			4
DTR LABS		3	1	25%	4
VRL LABORATORIES			4	100%	4
SANFORD SOUTH UNIVERSITY		4			4
FLORIDA MEDICAL CL ODOM TPA		1	3	75%	4
FLORENCE - HUNTSVILLE HOSPITAL URGENT CARE		3	1	25%	4
FLO-MEDILAB SERVICES LLC			4	100%	4
OKLAHOMA STATE DEPARTMENT OF HEALTH-PUBLIC HEALTH LABORATORY			4	100%	4
ELITE MD GROUP INC		1	3	75%	4
SONIC REFERENCE LABORATORY			4	100%	4
APEX HOME HEALTH CARE		4			4
SOUTHEASTERN REGIONAL MEDICAL CENTER			4	100%	4
MEDEXPRESS URGENT CARE CHARLESTON		4			4
GENEVA GENERAL HOSPITAL LABORATORY		3	1	25%	4
LEON MEDICAL CENTERS, LLC			4	100%	4
PALM BEACH COUNTY HEALTH DEPARTMENT LABORATORY			4	100%	4
MEDEXPRESS URGENT CARE - MT LEBANON		3	1	25%	4
CAPE COD HOSPITAL			4	100%	4
ELTINGVILLE CIRCLE URGENT CARE		4			4

COVID-19: testing by laboratory

Data through Dec 25, 2020 verified as of Dec 26, 2020 at 09:25 AM

Data in this report are provisional and subject to change.

The numbers in the table below represent the number of Florida and non-Florida residents for whom test results were received by the Department of Health. A person can be tested by more than one laboratory and can have both positive and negative results. **Therefore, the sum of the numbers in each column will be larger than the total number of people tested.**

Reporting lab	Inconclusive	Negative	Positive	Percent positive	Total
ABBEY MANOR RETIREMENT RESIDENCE INC		4			4
CDRX INFUSION			4	100%	4
YAZJI PEDIATRIC CARE LLC DBA TUKA PEDIATRICS			4	100%	4
Okeechobee Health Care Facility		4			4
GRAND VILLA OF CLEARWATER		4			4
MINUTECLINIC DIAGNOSTIC OF NORTH CARO		4			4
CONCENTRA URGENT CARE		1	3	75%	4
ST VINCENT'S ST CLAIR		2	2	50%	4
Park Ridge Nursing Center		3	1	25%	4
MC DIAGNOSTIC OF CONNECTICUT PC #459		4			4
MINUTECLINIC, LLC #03965		4			4
NEULIFE NEUROLOGICAL SERVICES LLC			4	100%	4
CARENOW URGENT CARE-WEST END		4			4
BARBARA O'REILLY MD PA		4			4
VIERA PEDIATRICS		1	3	75%	4
MEDEXPRESS URGENT CARE, BUTLER		3	1	25%	4
Orchid Cove at Sarasota		4			4
OPTIMAL CARE PEDIATRICS			4	100%	4
PANCARE HEALTH YOUNGSTOWN			4	100%	4
KETTERING HEALTH			4	100%	4
LEMOYNE COLLEGE WELLNESS CENTER FOR		4			4
CHILDREN'S MEDICAL GROUP		4			4
THE PLAZA AT PARKSQUARE		4			4
CONSULATE HEATH CARE AT WEST ALTAMONTE			4	100%	4
FISHERMEN'S HOSPITAL			4	100%	4
DOTHAN PEDIATRIC CLINIC			4	100%	4
RELIANT ACUTE CARE			4	100%	4
West Gate Village, LLC		4			4
MEDEXPRESS URGENT CARE MURRYSVILLE		3	1	25%	4
ORLANDO FAMILY MEDICAL INC		4			4
GRAND VILLA OF ENGLEWOOD		1	3	75%	4
ABSOLUTE HEALTH		4			4
MINUTE CLINIC LLC #5733		4			4
MEDEXPRESS URGENT CARE - MARKHAM STREE		3	1	25%	4
PASSPORT HEALTH OF TAMPA BAY		4			4
ADVENT HEALTH APOPKA		2	2	50%	4
GNT ASSOCIATES		3	1	25%	4
MARION AND BERNARD L SAMSON NURSING CENTER			4	100%	4
CARENOW URGENT CARE - WINTER SPRINGS		3	1	25%	4
Stratford Court of Palm Harbor		4			4
MEDEXPRESS URGENT CARE - GLENDALE		4			4
Bardmoor Oaks Healthcare and Rehabilitation Center		3	1	25%	4
MEDEXPRESS URGENT CARE - FAYETTEVILLE		2	2	50%	4
PHYSICIANS IMMEDIATE CARE AURORA			4	100%	4
WATSON THERAPEUTICS		1	3	75%	4
UNILAB OF DADE INC			4	100%	4

COVID-19: testing by laboratory

Data through Dec 25, 2020 verified as of Dec 26, 2020 at 09:25 AM

Data in this report are provisional and subject to change.

The numbers in the table below represent the number of Florida and non-Florida residents for whom test results were received by the Department of Health. A person can be tested by more than one laboratory and can have both positive and negative results. **Therefore, the sum of the numbers in each column will be larger than the total number of people tested.**

Reporting lab	Inconclusive	Negative	Positive	Percent positive	Total
PANIRA HEALTHCARE CLINIC			4	100%	4
INFECTION CONTROL/ EMPHEALTH		3	1	25%	4
MIZELL MEMORIAL HOSPITAL			4	100%	4
COVENIENT CARE MEDICAL CLINIC			4	100%	4
MINUTECLINIC, LLC #244		4			4
COMPREHENSIVE CLINICAL RESEARCH, LLC			4	100%	4
BAYLOR ESOTERIC AND MOLECULAR LAB			4	100%	4
CVS MINUTE CLINIC DIAGNOSTIC MED GRP OF SAN		2	2	50%	4
SHEEPSHEAD BAY URGENT CARE		4			4
Westminster Manor		3	1	25%	4
INTERNAL MEDICINE LIPID AND WELNNES PRACTICE			4	100%	4
PRIMECARE		2	2	50%	4
DR. PHILLIPS MEDICAL WELLNESS CENTER		2	2	50%	4
HEALTHY MINORS PEDIATRIC URGENT CARE		4			4
HEALTH AND WELLNESS CENTER			4	100%	4
SOUTH FLORIDA FAMILY HEALTH & RESEARCH CTR			4	100%	4
JOHN T MATHER MEMORIAL HOSPITAL LABORATORY		4			4
CORONA PATHOLOGY		4			4
OCHSNER MEDICAL CENTER			4	100%	4
FORT PIERCE FAMILY CARE INC		3	1	25%	4
REHABILITATION CENTER OF WINTER PARK,THE			4	100%	4
BENEVA LAKES HEALTHCARE & REHAB CENTER			4	100%	4
MINUTECLINIC DIAGNOSTICS OF IND, LLC		4			4
LABS PLUS LLC		4			4
UTAH DEPARTMENT OF HEALTH			4	100%	4
MEDEXPRESS URGENT CARE-DUBOIS		4			4
PRL NYC PANDEMIC RESPONSE LAB			4	100%	4
FLORIDA HOSPITAL ALTAMONTE		2	2	50%	4
FLAGLER HEALTH SERVICES INC			4	100%	4
MD NOW MEDICAL CENTER INC			4	100%	4
MARSHFIELD LABORATORIES			4	100%	4
FLORIDA HEART AND VASCULAR			4	100%	4
SUPERIOR RESIDENCES AT CALA HILLS		4			4
Sunrise Health and Rehabilitation Center			4	100%	4
MINUTECLINIC DIAGNOSTIC OF KANSAS, PA		4			4
ENCOMPASS HOME HEALTH		4			4
HAMPTON ALF AT 24TH ROAD LLC			4	100%	4
PACIFICA SENIOR LIVING OCALA		4			4
OPTUM PRIMARY CARE - FOUNTAIN OAKS			4	100%	4
ADVENTHEALTH NEW SMYRNA BEACH COMMUNITY HEALTH			4	100%	4
MARSHALL MEDICAL CENTER SOUTH LAB		3	1	25%	4
BENSONHURST URGENT CARE		4			4
BARTON MEMORIAL HOSPITAL		3	1	25%	4
ASSOCIATES MD CYPRESS CREEK			3	100%	3
IOWA DEPARTMENT OF PUBLIC HEALTH			3	100%	3
AMERICAN SCIENTIFIC LABORATORIES LLC			3	100%	3

COVID-19: testing by laboratory

Data through Dec 25, 2020 verified as of Dec 26, 2020 at 09:25 AM

Data in this report are provisional and subject to change.

The numbers in the table below represent the number of Florida and non-Florida residents for whom test results were received by the Department of Health. A person can be tested by more than one laboratory and can have both positive and negative results. **Therefore, the sum of the numbers in each column will be larger than the total number of people tested.**

Reporting lab	Inconclusive	Negative	Positive	Percent positive	Total
DICKSON MEDICAL ASSOCIATES PC PATH LAB		3			3
CONSOLIDATED LABORATORY SERVICES			3	100%	3
OPENTRONS PRL		2	1	33%	3
URGENT DOC - URGENT CARE CLINIC			3	100%	3
MEDEXPRESS URGENT CARE - PRINCETON		3			3
PATIENT FIRST - ALLENTOWN			3	100%	3
SCIENTIFIC LABORATORY DIVISION			3	100%	3
MEDICAL CENTER AFFILIATES WEST PALM			3	100%	3
MINUTECLINIC, LLC #4230		2	1	33%	3
FLORIDA MEDICAL ASSOCIATES LLC			3	100%	3
COURTYARD GARDENS OF BOYNTON BEACH, LLC		1	2	67%	3
BAPTIST HEALTH MEDICAL CENTER			3	100%	3
RHEA MEDICAL CENTER		3			3
ADVENTHEALTH CAR CENTER APOPKA			3	100%	3
MEDFUSION		2	1	33%	3
TRUE HEALTH- HOFFNER		3			3
HAWTHORNE INN OF LAKE LAND		3			3
MEDEXPRESS URGENT CARE-ARLINGTON		2	1	33%	3
EMORY BENNETT VETERANS NURSING HOME		3			3
FLORIDA HEALTH CARE PLANS STIRLING CENTER			3	100%	3
LATCHER LABORATORY OF A O FOX MEMORIAL		2	1	33%	3
PREMIER FAMILY AND SPORTS MEDICINE		2	1	33%	3
ADVANCED URGENT CARE OF MARATHON			3	100%	3
CULLMAN REGIONAL URGENT CARE		2	1	33%	3
LISTENING DOCTOR PLLC, THE			3	100%	3
MONTANA PUBLIC HEALTH LAB			3	100%	3
PM PEDIATRICS OF SELDEN PLLC		3			3
PALMS WEST HOSPITAL			3	100%	3
MEDEXPRESS URGENT CARE - TEAYS VALLEY		3			3
URGENT TEAM - HUNTSVILLE		3			3
MEDEXPRESS URGENT CARE - TARENTUM		3			3
AFC PHYSICIANS OF FLORIDA PA			3	100%	3
JEFFERSON COUNTY HEALTH DEPARTMENT-MONTICELLO		2	1	33%	3
CVS MINUTE CLINIC			3	100%	3
SOFTLAB			3	100%	3
NAVAL MEDICAL CENTER SAN DIEGO			3	100%	3
BOLING, STEPHANIE		3			3
CULLMAN REGIONAL MEDICAL CENTER		2	1	33%	3
QUATRACOR PLLC		3			3
SOUTHERN LABORATORY SERVICES OF NWF		3			3
GIBBENS FAMILY MEDICAL, LLC		2	1	33%	3
FAMILY MEDICINE AT WATERMAN		3			3
ACCESS HOME HEALTH OF FLORIDA LLC		3			3
BAYCARE MEDICAL GROUP INC			3	100%	3
INNOVATIVE COVID-DIVERSEY			3	100%	3
GYN PATH SERVICES			3	100%	3

COVID-19: testing by laboratory

Data through Dec 25, 2020 verified as of Dec 26, 2020 at 09:25 AM

Data in this report are provisional and subject to change.

The numbers in the table below represent the number of Florida and non-Florida residents for whom test results were received by the Department of Health. A person can be tested by more than one laboratory and can have both positive and negative results. **Therefore, the sum of the numbers in each column will be larger than the total number of people tested.**

Reporting lab	Inconclusive	Negative	Positive	Percent positive	Total
ACCENTCARE		3			3
MEDICAL UNIVERSITY SC HOSPITAL			3	100%	3
MONTANA DEPARTMENT OF PUBLIC HEALTH & HUMAN SERVICES			3	100%	3
MULBERRY'S MOBILE PROVIDER SERVICES LLC			3	100%	3
MEDEXPRESS - NEW CASTLE, DUPONT HWY		3			3
FLORIDA LABORATORY ANALYSIS, LLC			3	100%	3
FLORIDA DEPARTMENT OF HEALTH IN MIAMI DADE COUNTY		2	1	33%	3
WALGREENS #07502		3			3
ADVENT HEALTH - TIMBERRIDGE ER		2	1	33%	3
ST BARNABAS HOSPITAL		3			3
MINUTECLINIC, LLC, MINUTECLINIC #7637		3			3
ST LUKES HOSPITAL LABORATORY		2	1	33%	3
TERENCE B MITCHELL MD, INC			3	100%	3
PULSE & REMEDY LLC			3	100%	3
ADVENT HEALTH - CENTRAL PASCO ER			3	100%	3
SJH			3	100%	3
NORTH SHORE HOSP. INFECTION CONTROL			3	100%	3
LOUISIANA DEPT. OF HEALTH AND HOSPITALS-INFECTION DISEASE EPI SECTION			3	100%	3
PARRISH MEDICAL CENTER-WAIVED TESTING		3			3
GREATER MOBILE URGENT CARE - SPRINGHILL			3	100%	3
NC STATE LABORATORY OF PUBLIC HEALTH		3			3
MD NOW URGENT CARE - DELRAY WEST			3	100%	3
ESTERO FIRE RESCUE		3			3
ELITE PRIMARY CARE OF WAYCROSS			3	100%	3
MINUTECLINIC, LLC		3			3
MEDEXPRESS URGENT CARE - SUMMERSVILLE, WEBSTER RD		3			3
MEDEXPRESS - NEWARK		3			3
LEE MEMORIAL HEALTH SYSTEM		2	1	33%	3
THOMAS LANGLEY			3	100%	3
ASPEN VALLEY HOSPITAL			3	100%	3
MEDFIRST URGENT CARE			3	100%	3
URGENT CARE AT LONGWOOD			3	100%	3
THE CLINIC OF PEDIATRICS & GI MEDICINE, INC			3	100%	3
DEPARTMENT OF PATHOLOGY ROME MEMORIAL		3			3
CORTLAND COUNTY HEALTH DEPARTMENT		3			3
REGIONAL MEDICAL LAB			3	100%	3
MEDEXPRESS URGENT CARE - KOKOMO		3			3
CORTLAND REGIONAL MEDICAL CENTER		3			3
CRESTVIEW IMMEDIATE CARE LL			3	100%	3
KEY WEST URGENT CARE, INC		3			3
FLORIDA MENTOR		3			3
ACCESS HEALTH CARE		2	1	33%	3
PUBLIC HEALTH TRUST OF MIAMI DADE COUNTY			3	100%	3
EXETER HOSPITAL		3			3
NEMOURS CHILDRENS PRIMARY CARE HORIZON WEST			3	100%	3
CVS MINUTE CLINIC DIAGNOSTIC OF WISCONSIN		3			3

COVID-19: testing by laboratory

Data through Dec 25, 2020 verified as of Dec 26, 2020 at 09:25 AM

Data in this report are provisional and subject to change.

The numbers in the table below represent the number of Florida and non-Florida residents for whom test results were received by the Department of Health. A person can be tested by more than one laboratory and can have both positive and negative results. **Therefore, the sum of the numbers in each column will be larger than the total number of people tested.**

Reporting lab	Inconclusive	Negative	Positive	Percent positive	Total
LEXINGTON MEDICAL CENTER		1	2	67%	3
HIALEAH SHORES NURSING AND		2	1	33%	3
LIFEHOPE LABS			3	100%	3
NIGHT LITE PEDIATRICS CENTER		1	2	67%	3
LEESBURG COMMUNITY HEALTH CENTERS			3	100%	3
RAPID CITY RUGENT CARE			3	100%	3
NORTHSIDE HOSPITAL		2	1	33%	3
SHERMAN-ABRAMS LABORATORY INC		3			3
ABSOLUTE GENOMICS			3	100%	3
PREMIER CLINICAL RESEARCH INSTITUTE INC			3	100%	3
MARYLAND STATE DEPT OF HEALTH	2		1	33%	3
Life Care Center of Citrus County		2	1	33%	3
MEDEXPRESS URGENT CARE MARTINSBURG		2	1	33%	3
QUINTON MEMORIAL HEALTH CARE CENTER		3			3
MEDEXPRESS URGENT CARE MORGANTOWN		3			3
MEDICAL CENTER OF THE ROCKIES			3	100%	3
ADVENT HEALTH - WESTCHASE ER			3	100%	3
BRENTWOOD SENIOR LIVING AT ST PETE			3	100%	3
COLLIER BLVD HMA PHYSICIAN MANAGEMENT,, LLC			3	100%	3
MINUTECLINIC DIAGNOSTIC OF TN PC #386		3			3
CARESPOT-WELLINGTON			3	100%	3
PHYSICIANS IMMEDIATE CARE ELGIN			3	100%	3
MEDIC INFUSION PA		3			3
GENOME LLC	1		2	67%	3
DACH MAIN LAB			3	100%	3
MEDEXPRESS URGENT CARE-HERSHEY		2	1	33%	3
VILLAGES HEALTH, THE		3			3
ALLIANCE FOR MULTISPECIALTY RESEARCH		3			3
JACKSON SOUTH COMMUNITY HOSPITAL LAB			3	100%	3
LEE CONVENIENT CARE AT SUMMERLIN			3	100%	3
ERIE COUNTY PUBLIC HEALTH CLINICAL		3			3
ALOHA HOME CARE LLC DBA ACCENTCARE HOME HEALTH OF		3			3
YORK HOSPITAL - LABORATORY			3	100%	3
PINELLAS PARK HEALTH CENTER - PINELLAS CHD		1	2	67%	3
NORTHWEST FLORIDA CLINICAL LAB		1	2	67%	3
NEWSTAR MEDICAL LABORATORIES		3			3
GARCIA MORALES NELSON			3	100%	3
KENTUCKY CABINET FOR HEALTH AND FAMILY SERVICES			3	100%	3
MPG JACKSONVILLE ATLANTIC BLVD		1	2	67%	3
AVANTE AT MT DORA		1	2	67%	3
DOCTORS MEDICAL CENTER OF WALTON COUNTY CLINIC			3	100%	3
LAHEY CLINIC MEDICAL CENTER			3	100%	3
ADVANCED PEDIATRICS OF BOCA LLC			3	100%	3
Bainbridge Health and Rehab		3			3
Broadview Multi-Care Center		3			3
NORTH DAKOTA DEPT OF HEALTH MICROBIOLOGY		1	2	67%	3

COVID-19: testing by laboratory

Data through Dec 25, 2020 verified as of Dec 26, 2020 at 09:25 AM

Data in this report are provisional and subject to change.

The numbers in the table below represent the number of Florida and non-Florida residents for whom test results were received by the Department of Health. A person can be tested by more than one laboratory and can have both positive and negative results. **Therefore, the sum of the numbers in each column will be larger than the total number of people tested.**

Reporting lab	Inconclusive	Negative	Positive	Percent positive	Total
COVENANT PEDIATRICS		1	2	67%	3
WATSON THERAPEUTICS INC			3	100%	3
VA OUTPATIENT CLINIC-NEW PORT RICHEY			3	100%	3
ANN STORCK CENTER INC		3			3
CALIFORNIA DEPARTMENT OF PUBLIC HEALTH			3	100%	3
SURETOX LABORATORY LLC		2	1	33%	3
SEMINOLE FAMILY HEALTH CENTER		3			3
ADRIANA M CASTRO MD PA		3			3
MOBIL LAB FOR ALL INC		3			3
HELIX LW UC		1	2	67%	3
TIFTON CARECONNECT URGENT CARE			3	100%	3
LOYOLA UNIVERSITY MEDICAL CENTER LABORATORY			3	100%	3
ORCHID COVE DAYTONA			3	100%	3
MINUTECLINIC DIAGNOSTIC OF NORTH CAROLINA PC #7054		3			3
SANFORD MOBILE LAB			3	100%	3
RIVERWOOD CENTER,THE			3	100%	3
ADVENTHEALTH SEBRING- INFECTION CONTROL DEPARTMENT			3	100%	3
ST VINCENT'S URGENT CARE		3			3
QUEST DIAGNOSTICS PSC			3	100%	3
Gulfport Rehabilitation Center			3	100%	3
CENTRAL DUPAGE HOSPITAL			3	100%	3
WINDSOR OF LAKEWOOD RANCH,THE		3			3
Nashville Central Laboratory		3			3
TRUE HEALTH - LAKE UNDERHILL		3			3
Enterprise Health and Rehabilitation Center		3			3
ONSLow MEMORIAL HOSPITAL LABORATORY		3			3
ARDEN COURTS OF PALM HARBOR			3	100%	3
VIDANT MEDICAL CENTER			3	100%	3
ALABAMA DEPARTMENT OF PUBLIC HEALTH		1	2	67%	3
THOMAS INTERNAL MEDICINE		3			3
ORLANDO CLINICAL RESEARCH CENTER		3			3
DISCOVERY VILLAGE AT STUART		1	2	67%	3
MEDEXPRESS URGENT CARE-PASADENA		3			3
SANDGATE GARDENS REHAB & NURSING CENTER		2	1	33%	3
WESTWOOD NURSING & REHAB		1	2	67%	3
FLORIDA MEDICAL CLINIC IM MLK		3			3
CVS MINUTE CLINIC DIAG OF IND LLC #5206		2	1	33%	3
BAPTIST OUTPATIENT SERVICES			3	100%	3
MAGNOLIA PEDIATRICS GROUP LLC			3	100%	3
URGENT TEAM		2	1	33%	3
DO THAN WEST FAMILY MEDICINE		2	1	33%	3
SENTARA NORFOLK GENERAL HOSPITAL CENTRAL LAB			3	100%	3
MAYO		1	2	67%	3
WYOMING DEPT OF HEALTH			3	100%	3
CAMPAZZI CONCIERGE MEDICAL SERVICES		2	1	33%	3
Magnolia Health and Rehab Center			3	100%	3

COVID-19: testing by laboratory

Data through Dec 25, 2020 verified as of Dec 26, 2020 at 09:25 AM

Data in this report are provisional and subject to change.

The numbers in the table below represent the number of Florida and non-Florida residents for whom test results were received by the Department of Health. A person can be tested by more than one laboratory and can have both positive and negative results. **Therefore, the sum of the numbers in each column will be larger than the total number of people tested.**

Reporting lab	Inconclusive	Negative	Positive	Percent positive	Total
CTRS			3	100%	3
UNIVERSITY OF MICHIGAN		2	1	33%	3
APEX CLINICAL LABORATORIES INC		3			3
CUMBERLAND MEDICAL CENTER INC		3			3
TARRANT COUNTY PUBLIC HEALTH		3			3
TAMPA		1	2	67%	3
URGENT CARE OF ERWIN		3			3
PRISMA HEALTH MIDLANDS			3	100%	3
GROVES CENTER			3	100%	3
PINELLAS POINT NURSING AND REHAB			3	100%	3
MINUTECLINIC DIAG OF IND, LLC #2387		3			3
MEDEXPRESS URGENT CARE-NESHANNOCK TWP		2	1	33%	3
PM PEDIATRICS OF BAYSIDE PLLC		3			3
MOBILE RESPONSE DIAGNOSTICS LLC		3			3
CITIZENS BAPTIST MEDICAL CENTERS LAB		3			3
MICHIGAN HEALTH CLINIC LABORATORIES		2	1	33%	3
UNC HOSPITAL/MCLENDON CLINICAL LABORATORIES			3	100%	3
SMOKY MOUNTAIN URGENT CARE AND FAMILY MEDICINE CENTER			3	100%	3
MEDEXPRESS URGENT CARE - BLUEFIELD		2	1	33%	3
Calusa Harbour			3	100%	3
BIG BEND HOSPICE INC		3			3
ALLIANCE LABS @LRMC			3	100%	3
VAIL VALLEY MEDICAL CENTER			3	100%	3
PENSACOLA PEDIATRICS MILTON			3	100%	3
PARTNERS PHARMACY OF FLORIDA LLC		3			3
FLORIDA CLINICAL LABORATORY - BIOREFERENCE LABORATORIES		2	1	33%	3
NYC PUBLIC HEALTH LABS			3	100%	3
MEDEXPRESS URGENT CARE - HUNTINGTON WE		3			3
LEWIS COUNTY MANOR		3			3
MEDEXPRESS URGENT CARE - HOT SPRINGS		3			3
VIRGINIA DIVISION OF CONSOLIDATED LABORATORIES			3	100%	3
PANCARE HEALTH - ALTHA PUBLIC			3	100%	3
PEDIATRICS BY THE SEA JOG RD OFFICE			3	100%	3
CVS MINUTE CLINIC, LLC #22		2	1	33%	3
MINUTECLINIC DIAGNOSTIC OF TEXAS		3			3
GRACE WELLNESS CENTER		2	1	33%	3
ADVENTHEALTH MEDICAL GROUP PEDIATRIC & ADOLESCENT		3			3
VICAR'S LANDING NURSING HOME		2	1	33%	3
ORLANDO ORTHOPAEDIC OUTPATIENT SURGERY CENTER		1	2	67%	3
ADVENT HEALTH MEDICAL GROUP FAMILY MEDICINE			3	100%	3
NORTH SHORE HEMATOLOGY-ONCOLOGY ASSOCIATES, PC		3			3
BEEBE MEDICAL CENTER LABORATORY		3			3
State Lab Unspecifd			3	100%	3
MARION COUNTY FIRE RESCUE		3			3
MEDEXPRESS URGENT CARE PLEASANT HILLS		3			3
HILLVIEW LABORATORY			3	100%	3

COVID-19: testing by laboratory

Data through Dec 25, 2020 verified as of Dec 26, 2020 at 09:25 AM

Data in this report are provisional and subject to change.

The numbers in the table below represent the number of Florida and non-Florida residents for whom test results were received by the Department of Health. A person can be tested by more than one laboratory and can have both positive and negative results. **Therefore, the sum of the numbers in each column will be larger than the total number of people tested.**

Reporting lab	Inconclusive	Negative	Positive	Percent positive	Total
VELOCITY CARE			3	100%	3
Clearwater Center		3			3
PRORENATA LABS		1	2	67%	3
MINUTECLINIC DIAGNOSTIC OF LOUISIANA		2	1	33%	3
MINUTECLINIC DIAGNOSTIC OF RHODE ISLAND		2	1	33%	3
Hunterdon Medical Center Laboratory		3			3
VITAS HEALTHCARE			3	100%	3
INSPIRA MEDICAL CENTER VINELAND LAB		2	1	33%	3
PEDIATRICS AND ADOLESCENT MEDICINE		2	1	33%	3
US SPECIALTY LABS			3	100%	3
MEDEXPRESS URGENT CARE - WEIRTON		3			3
CAMELLIA AT DEERWOOD			3	100%	3
GONZALEZ MD AND ASWAD MD HEALTH SERVICES			3	100%	3
REELFOOT FAMILY WALK IN CLINIC		2	1	33%	3
MEDEXPRESS - COLLINSVILLE BELT LINE		3			3
MACCLENNY NURSING AND REHAB			3	100%	3
SUNSHINE PEDIATRICS OF CENTRAL FLORIDA PL		1	2	67%	3
NOVADX		2	1	33%	3
FLORIDA MENTOR-POINT WEST CLUSTER		3			3
HEALTHCARE NETWORK OF SOUTHWEST FLORIDA			3	100%	3
AMELIA ASSISTED LIVING FACILITY		3			3
HARBOUR'S EDGE		2	1	33%	3
CAYUGA COUNTY HEALTH DEPARTMENT		3			3
MID FLORIDA CLINICAL LABORATORY		2	1	33%	3
Centrastate Medical Center		2	1	33%	3
NORTH BROWARD HOSPITAL DISTRICT HEALTHCARE FOR THE HOMELESS			3	100%	3
AVANTE INVERNESS		1	2	67%	3
BAPTIST PRIMARY CARE, INC.		2	1	33%	3
WELLMED AT PLANT CITY		2	1	33%	3
BROOKDALE ORANGE PARK		3			3
MUNSON MEDICAL CENTER			3	100%	3
PRIMARY CARE WALK IN CLINIC PLLC			3	100%	3
ORLANDO MEDICAL CENTER PL			3	100%	3
MEDICAL SERVICES OF AMERICA HOME HEALTH		3			3
MEDEXPRESS URGENT CARE - FORT WORTH S		2	1	33%	3
BETH ISRAEL MEDICAL CENTER LABS		3			3
MEDEXPRESS URGENT CARE - IRVING		3			3
BARONESS ERLANGER HOSPITAL		3			3
NORTH NAPLES HOSPITAL RESPIRATORY THERAPY DEPARTMENT			3	100%	3
HELIX MEDICAL CENTERS		1	2	67%	3
KISSIMMEE URGENT CARE		3			3
MEDEXPRESS URGENT CARE - RICHMOND, W BROAD ST		3			3
NORTHERN LIGHT LABORATORY		1	2	67%	3
ENTRUST IMMEDIATE CARE			3	100%	3
MADISON COUNTY HEALTH DEPARTMENT		3			3
METHODIST HOSPITAL			3	100%	3

COVID-19: testing by laboratory

Data through Dec 25, 2020 verified as of Dec 26, 2020 at 09:25 AM

Data in this report are provisional and subject to change.

The numbers in the table below represent the number of Florida and non-Florida residents for whom test results were received by the Department of Health. A person can be tested by more than one laboratory and can have both positive and negative results. **Therefore, the sum of the numbers in each column will be larger than the total number of people tested.**

Reporting lab	Inconclusive	Negative	Positive	Percent positive	Total
BAY COUNTY HEALTH DEPARTMENT		3			3
BETTERMED URGENT CARE			3	100%	3
ESTATES MEDICAL CENTER INC			3	100%	3
SSM HEALTH ST LOUIS MICROBIOLOGY LABORATORY		1	2	67%	3
SIGNATURE CARE PFLUGERVILLE			3	100%	3
MINUTE-CLINIC DIAGNOSTIC OF VIRGINIA, LLC #2003		2	1	33%	3
BROOKDALE OAKBRIDGE		1	2	67%	3
TERRACE OF ST CLOUD, THE		2	1	33%	3
SPRING LAKE REHABILITATION CENTER			3	100%	3
PPD - IXLAYER		3			3
LOVING CARE OF THE TREASURE COAST LLC	1	2			3
UNITY HEALTH AND REHABILITATION CENTER			3	100%	3
PATHOLOGY REFERENCE LAB LLC			3	100%	3
MOULTRIE CREEK NURSING AND REHAB			3	100%	3
TULLAHOMA HMA, LLC		2	1	33%	3
CIGNA PBSO WEST PALM			3	100%	3
BRADENTON PHYSICIAN MEDICAL CENTER			3	100%	3
CARE ATC - CITY OF BOYNTON BEACH			3	100%	3
MEDICAL CENTER ENTERPRISE			3	100%	3
GLADES COUNTY DETENTION CENTER			3	100%	3
MONROE COUNTY DEPT OF PUBLIC HEALTH ST		3			3
LONGWOOD PEDIATRICS LLC			3	100%	3
LINCOLN MEDICAL CENTER		3			3
MEDEXPRESS URGENT CARE, JOHNSTOWN		2	1	33%	3
TUFTS MEDICAL CENTER			3	100%	3
NEMOURS CHILDRENS PRIMARY CARE MAITLAND			3	100%	3
AUSTIN PUBLIC HEALTH			3	100%	3
FAMILY MEDICINE AT WINTER PARK			3	100%	3
LAFAYETTE NURSING AND REHAB			3	100%	3
WANTAGH URGENT CARE		3			3
MEDEXPRESS URGENT CARE - SOUTH PARKERSBURG		3			3
THE LODGE AND REHABILITATION CENTER		3			3
CROSSVILLE MEDICAL GROUP		1	2	67%	3
Baldwin Pediatrics		3			3
MANORCARE NURSING & REHABILITATION CENTER-NAPLES		3			3
CGH MEDICAL CENTER			3	100%	3
URGENT CARE - OCONEE		2	1	33%	3
ORANGE PARK PEDIATRICS			3	100%	3
PALM BEACH CDH - DELRAY BEACH			3	100%	3
APOLLO GARDENS RETIREMENT RESIDENCE CARE		3			3
DANIEL M LIBBY MD PLLC		3			3
WINDER NURSING INC DBA WINDER HEALTH CARE		3			3
Fouraker Hills Rehab and Nursing			3	100%	3
DIXIE COUNTY HEALTH DEPARTMENT		2	1	33%	3
CAREWELL URGENT CARE			3	100%	3
CAPITAL HEALTH LABORATORY INC			3	100%	3

COVID-19: testing by laboratory

Data through Dec 25, 2020 verified as of Dec 26, 2020 at 09:25 AM

Data in this report are provisional and subject to change.

The numbers in the table below represent the number of Florida and non-Florida residents for whom test results were received by the Department of Health. A person can be tested by more than one laboratory and can have both positive and negative results. **Therefore, the sum of the numbers in each column will be larger than the total number of people tested.**

Reporting lab	Inconclusive	Negative	Positive	Percent positive	Total
WILLIAM A HINTON STATE LABORATORY INSTITUTE		1	2	67%	3
CVS MINUTE CLINIC DIAGNOSTIC OF TEXAS		3			3
DEACONESS HOSPITAL			3	100%	3
The Crossroads		3			3
PUTNAM COUNTY EMERGENCY RESCUE SERVICE		3			3
NOVANT HEALTH PRESBYTERIAN		2	1	33%	3
ORLANDO REGIONAL HEALTH SERVICES		1	2	67%	3
FAMILY PRACTICE OF DAVIE INC			2	100%	2
MORGAN STANLEY HEALTH CENTER		2			2
PINECREST PEDIATRICS GROUP LLC			2	100%	2
PM PEDIATRICS OF BAYSIDE PLLC - HOPEWELL JUNCTION		2			2
MEDEXPRESS URGENT CARE - STATE COLLEGE		2			2
PEDIATRIC HEALTH CARE		1	1	50%	2
CLEVELAND CLINIC FLORIDA			2	100%	2
ORMOND BEACH URGENT CARE			2	100%	2
RIVER CITY MEDICAL ASSOCIATES INC			2	100%	2
FLORIDA HOSPITAL PHYSICIAN GROUP		1	1	50%	2
PEPIN ACADEMIES-PASCO		2			2
UC CORAL GABLES			2	100%	2
INTERNAL MEDICINE ASSOCIATES-DUNELLON			2	100%	2
ADULT MEDICINE OF LAKE COUNTY INC			2	100%	2
CORNERSTONE MEDICAL CARE OF BRANDON		2			2
SUNCOAST BLOOD BANK			2	100%	2
JRS LABORATORY			2	100%	2
COMMUNITY MEDICAL CENTER			2	100%	2
NURSING PLUS OF BROWARD LLC		1	1	50%	2
COVANCE			2	100%	2
GENETIC ASSAYS INC			2	100%	2
EASYCARE WALK-IN CLINIC			2	100%	2
BRANDYWYNE HEALTH CARE CENTER			2	100%	2
COMMONS AT ORLANDO LUTHERAN TOWERS SNF			2	100%	2
BAYMEADOWS PRIMARY CARE		2			2
POINTE AT NEW PORT PLACE,THE		2			2
MINUTECLINIC DIAGNOSTIC MED GRP OF SAN		2			2
MINUTECLINIC DIAGNOSTIC OF NORTH CARO		2			2
INTEGRATED REGIONAL LABS			2	100%	2
THE PATHOLOGY LABORATORY		1	1	50%	2
BELLE GLADES HEALTH CLINIC			2	100%	2
YOUTH AND YOU, INC		2			2
PREMIER FAMILY HEALTH PA			2	100%	2
FIRST CHOICE MEDICAL PC			2	100%	2
INSPIRIT SENIOR LIVING			2	100%	2
STARR COUNTY MEMORIAL HOSPITAL			2	100%	2
OHIO HEALTH DOCTORS HOSPITAL			2	100%	2
IN AND OUT URGENT CARE			2	100%	2
MINUTECLINIC DIAG OF IND LLC #1138		1	1	50%	2

COVID-19: testing by laboratory

Data through Dec 25, 2020 verified as of Dec 26, 2020 at 09:25 AM

Data in this report are provisional and subject to change.

The numbers in the table below represent the number of Florida and non-Florida residents for whom test results were received by the Department of Health. A person can be tested by more than one laboratory and can have both positive and negative results. **Therefore, the sum of the numbers in each column will be larger than the total number of people tested.**

Reporting lab	Inconclusive	Negative	Positive	Percent positive	Total
TALLAHASSEE MEMORIAL HEALTHCARE FAMILY MED RESIDENCY			2	100%	2
LEXINGTON PLACE			2	100%	2
SUN TERRACE HEALTH CARE CENTER			2	100%	2
CVS HEALTH, #1994		1	1	50%	2
WAL-MART STORES EAST LP		2			2
CRUC CMCH-COVID-19		2			2
INDIANA STATE DEPARTMENT OF HEALTH LABORATORIES			2	100%	2
Rosedale Green		2			2
COASTAL COMPLETE CARE			2	100%	2
JULIE STAATS DO		2			2
GENEXPERT			2	100%	2
URGENT CARE AND SURGERY CENTER			2	100%	2
BAYSTATE MEDICAL CENTER		1	1	50%	2
TMH PHYSICIAN PARTNERS BLOUNTSTOWN			2	100%	2
PLEASANTVILLE OF SEBASTIAN LLC			2	100%	2
GOLDMAN SACHS HEALTH CENTER		2			2
Medilodge of Montrose		2			2
VALLEY BAPTIST MEDICAL CENTER: BROWNSVILLE			2	100%	2
SCIENTIA DIAGNOSTICS			2	100%	2
MEDEXPRESS URGENT CARE - BRIDGEVILLE		2			2
MEDEXPRESS URGENT CARE - OMAHA N 72 ST		2			2
Heartland Healthcare Center Boca Raton			2	100%	2
KAILOS GENETICS INC			2	100%	2
MD NOW URGENT CARE CENTER INC.			2	100%	2
FAMILY FIRST PEDIATRICS			2	100%	2
BIOMAT USA			2	100%	2
SOUTHERN TENNESSEE MEDICAL CENTER			2	100%	2
MORTON PLANT NORTH BAY HOSPITAL			2	100%	2
PANCARE HEALTH - PONCE DE LEON			2	100%	2
FLORIDA CLINICAL LABORATORY INC			2	100%	2
MED TECH SERVICES OF PALM BEACH INC		2			2
MERCY HEALTH LAB		1	1	50%	2
New Jersey Aim At Smg		2			2
PALM BAY COMMUNITY OUTPATIENT CLINIC		2			2
MORRISTOWN MEMORIAL HOSPITAL		2			2
MINUTECLINIC DIAGNOSTIC OF TEXAS, LLC #7435		2			2
Rutgers Health Rwj University Hospital - Laboratory		2			2
ADVENTIST HINSDALE HOSPITAL LABORATORY			2	100%	2
SHORE MEDICAL CENTER		2			2
ASHLEY PEDIATRICS			2	100%	2
VIRTUA MEMORIAL HOSPITAL BURLINGTON COUNTY			2	100%	2
PHYSICIANS MEDICAL CENTER		2			2
LIFT HEALTH		2			2
PHYSICIANS LABORATORY SERVICES			2	100%	2
PEDIATRICS IN BREVARD-COCOA BEACH		2			2
NORTHDALE REHABILITATION CENTER			2	100%	2

COVID-19: testing by laboratory

Data through Dec 25, 2020 verified as of Dec 26, 2020 at 09:25 AM

Data in this report are provisional and subject to change.

The numbers in the table below represent the number of Florida and non-Florida residents for whom test results were received by the Department of Health. A person can be tested by more than one laboratory and can have both positive and negative results. **Therefore, the sum of the numbers in each column will be larger than the total number of people tested.**

Reporting lab	Inconclusive	Negative	Positive	Percent positive	Total
AVANTE AT OCALA INC			2	100%	2
KINGS COUNTY HOSPITAL CENTER			2	100%	2
FLORIDA HOSPITAL LABORATORIES		2			2
FLORIDA PRIMARY & SPECIALTY CARE		2			2
WISCONSIN STATE LABORATORY OF HYGIENE		1	1	50%	2
Kennedy University Hospital -Wash Twp L		2			2
SUNNYSIDE MANOR		2			2
REGIONS HOSPITAL LABORATORY			2	100%	2
TENNESSEE DEPARTMENT OF HEALTH (TDH) - REGIONAL LABORATORY			2	100%	2
PIEDMONT HOSPITAL LAB			2	100%	2
BMC/JACSONVILLE		1	1	50%	2
ASCENSION ST MICHAEL'S HOSPITAL LAB		1	1	50%	2
POINT OF CARE PRIVATE HEALTH MANAGEMENT			2	100%	2
DOCTORS EXPRESS OF ST PETERSBURG			2	100%	2
PM PEDIATRICS OF BAYSIDE, PLLC - MANHASSET		2			2
MEDEXPRESS URGENT CARE - BATTLE CREEK		2			2
NEBRASKA MEDICAL CENTER			2	100%	2
EMORY UNIVERSITY HOSPITAL			2	100%	2
LEGACY LABORATORY SERVICES			2	100%	2
BAYCARE LABORATORIES			2	100%	2
LONG ISLAND UNIVERSITY - POST CAMPUS		2			2
JUST BELIEVE RECOVERY CENTER			2	100%	2
JOHN KNOX VILLAGE OF CENTRAL FLORIDA		1	1	50%	2
ATLAS GENOMICS			2	100%	2
LIFE CARE HOME HEALTH SERVICES LLC			2	100%	2
SOUTH CAROLINA DEPT OF HEALTH AND ENVIRONMENT CONTROL		2			2
ARCPPOINT LABS OF ALTAMONTE SPRINGS			2	100%	2
ST LUKES HOSPITAL			2	100%	2
NCH NORTH NAPLES HOSPITAL			2	100%	2
WASHINGTON STATE DEPARTMENT OF HEALTH PUBLIC HEALTH LABORATORIES			2	100%	2
MEDEXPRESS URGENT CARE - MOUNTAIN HOME		2			2
FLORIDA MEDICAL CLINIC RADIOLOGY DALE MABRY		2			2
POMONA VALLEY COMMUNITY HOSPITAL			2	100%	2
COOK HOSPITAL AND CARE CENTER		1	1	50%	2
OHIO DEPARTMENT OF HEALTH			2	100%	2
THE LITTLE CLINIC			2	100%	2
MEDEXPRESS URGENT CARE-SELINGSGROVE		2			2
ACCESS LABORATORIES LLC			2	100%	2
Jackson Health Care Facility			2	100%	2
VIRGINIA DEPT OF HEALTH OFFICE OF EPIDEMIOLOGY			2	100%	2
ROAN DRUG COMPANY LLC		2			2
Iowa Veterans Home		2			2
GUTHRIE MEDICAL GROUP - CORNING		2			2
MAJESTIC GUARDIANS			2	100%	2
NAVAL BRANCH MEDICAL CLINIC			2	100%	2
RAPID URGENT CARE - ALBANY			2	100%	2

COVID-19: testing by laboratory

Data through Dec 25, 2020 verified as of Dec 26, 2020 at 09:25 AM

Data in this report are provisional and subject to change.

The numbers in the table below represent the number of Florida and non-Florida residents for whom test results were received by the Department of Health. A person can be tested by more than one laboratory and can have both positive and negative results. **Therefore, the sum of the numbers in each column will be larger than the total number of people tested.**

Reporting lab	Inconclusive	Negative	Positive	Percent positive	Total
MEDICAL CENTER AT OCEAN REEF,THE		2			2
CSS- TWELVE OAKS			2	100%	2
ROANE MEDICAL CENTER		1	1	50%	2
MEDEXPRESS URGENT CARE - TULSA, S YALE AVE		2			2
DOCTORS HOSPITAL RENAISSANCE			2	100%	2
VANAYER HEALTHCARE AND REHAB CENTER		2			2
CELEBRATION PEDIATRICS			2	100%	2
EMERALD COAST CENTER			2	100%	2
MINUTECLINIC, DIAGNOSTIC OF TEXAS, LLC		2			2
BAY CORRECTIONAL AND REHABILITATION FACILITY			2	100%	2
MINUTE CLINIC DIAGNOSTIC OF NORTH CAROLINA		2			2
WEST COAST PEDIATRICS			2	100%	2
WHITESANDS OUTPATIENT TREATMENT		2			2
Robert Cranfield			2	100%	2
UT PATH			2	100%	2
ORANGE COUNTY HEALTH DEPARTMENT		1	1	50%	2
AFFORDABLE PRIMARY CARE LLC		2			2
HANOVER ENDOSCOPY CENTER		2			2
NOT GIVEN		1	1	50%	2
MARCO ISLAND HOSPITAL INC D/B/A		1	1	50%	2
ADVICE FOR OPTIMAL WELLNESS, INC			2	100%	2
UK HEALTHCARE			2	100%	2
CEDARS-SINAI MEDICAL CENTER			2	100%	2
JUPITER MEDICAL CENTER URGENT CARE - STUART			2	100%	2
CONSULATE HEALTH CARE		1	1	50%	2
AMERICAN MEDICAL LABORATORIES			2	100%	2
CLINICA HISPANIA			2	100%	2
CELEBRATION PRIMARY CARE ASSOCIATES LLC		2			2
WISE HEALTH SYSTEM		1	1	50%	2
MEDEXPRESS URGENT CARE LAVALE		2			2
UNIVERSITY OF MARYLAND MEDICAL CENTER			2	100%	2
ARCPOINT LABS OF WEST PALM BEACH			2	100%	2
BAYLOR COLLEGE OF MEDICINE			2	100%	2
CROSSROADS			2	100%	2
PLASMA MED RESEARCH DBA		2			2
UW HOSPITAL AND CLINICS		1	1	50%	2
ADVANCED URGENT CARE LLC			2	100%	2
BNC Medical Investors, LLC Berrien Nursing & Rehabilitation Center		2			2
CLEAR LAKE REGIONAL MEDICAL CENTER			2	100%	2
ACKERMAN CANCER CENTER		2			2
FLORIDA MEDICAL CLINIC CARDIOLOGY-ZH			2	100%	2
MEDEXPRESS URGENT CARE - LEDGEWOOD		2			2
VENICE GREEN VILLAGE		2			2
PARADIGM LABORATORIES			2	100%	2
NORTHCREST MEDICAL CENTER			2	100%	2
VAULT HEALTH			2	100%	2

COVID-19: testing by laboratory

Data through Dec 25, 2020 verified as of Dec 26, 2020 at 09:25 AM

Data in this report are provisional and subject to change.

The numbers in the table below represent the number of Florida and non-Florida residents for whom test results were received by the Department of Health. A person can be tested by more than one laboratory and can have both positive and negative results. **Therefore, the sum of the numbers in each column will be larger than the total number of people tested.**

Reporting lab	Inconclusive	Negative	Positive	Percent positive	Total
SPECTRUM HEALTH			2	100%	2
CLINICAL LABORATORY		2			2
MEDEXPRESS URGENT CARE - FREDERICK		2			2
ST. LUCIE COUNTY HEALTH DEPARTMENT		1	1	50%	2
MED EXPRESS URGENT CARE PC - MARYLAND		2			2
HCR MANOR CARE SERVICES OF FLORIDA III INC		2			2
87TH MEDICAL GROUP - MCGUIRE AMBULATORY CARE FACILITY		2			2
FLORIDA SCHOOL FOR THE DEAF & BLIND			2	100%	2
NEW GEN LABS			2	100%	2
Good Samaritan Society-Blackduck		1	1	50%	2
ADVANCED RESEARCH FOR HEALTH IMPROVEMENT		1	1	50%	2
UNIVERSITY OF ILLINOIS HOSPITAL			2	100%	2
PINARD HOME HEALTH SERVICES INC			2	100%	2
BROOKDALE SENIOR LIVING			2	100%	2
ACCESS MEDICAL GROUP OF FLORIDA CITY			2	100%	2
SWEETWATER NURSING CENTER		2			2
Conway Lakes Health and Rehabilitation Center		2			2
BERGEN COUNTY SURGICAL AND ENDOSCOPY CENTER		2			2
LIFE CARE CENTER OF PALM BAY		2			2
POMERENE HOSPITAL			2	100%	2
CARE 365			2	100%	2
IN & OUT URGENT CARE METAIRIE			2	100%	2
CHEROKEE COUNTY HEALTH AND REHAB CENTER		2			2
MEDEXPRESS URGENT CARE - STAUNTON		1	1	50%	2
KINGS BAY PEDIATRICS LLC			2	100%	2
MID-FLORIDA HEMATOLOGY AND ONCOLOGY CENTERS		2			2
MINUTECLINIC DIAGNOSTIC OF MICHIGAN, P		2			2
BETHPAGE EXTENDED HOURS CENTER		2			2
Greystone Nursing and Rehab, LLC			2	100%	2
MEDEXPRESS URGENT CARE - EAST BRUNSWICK		2			2
CARENOW-LEBANON		1	1	50%	2
SOUTH DAKOTA DEPARTMENT OF HEALTH		2			2
Warren Center for Rehabilitation and Nursing		2			2
AGILE URGENT CARE			2	100%	2
PUBLIC HEALTH LABORATORY	1		1	50%	2
Lehigh Acres Health and Rehabilitation			2	100%	2
SPARROW CENTRAL LAB			2	100%	2
CHARLOTTE COUNTY HEALTH DEPARTMENT			2	100%	2
PALOS COMMUNITY HOSPITAL LABORATORY			2	100%	2
UNIVERSITY HOSPITALS OF CLEVELAND			2	100%	2
MINUTECLINIC DIAGNOSTIC PA #7110		2			2
PEACEHEALTH CENTRAL		2			2
MEDEXPRESS URGENT CARE - CEDAR KNOLLS		2			2
PTC LABORATORIES			2	100%	2
PHYSICIANS REGIONAL MEDICAL CTR - COLLIER BLVD			2	100%	2
KEYSTONE REHABILITATION AND HEALTH CENTER			2	100%	2

COVID-19: testing by laboratory

Data through Dec 25, 2020 verified as of Dec 26, 2020 at 09:25 AM

Data in this report are provisional and subject to change.

The numbers in the table below represent the number of Florida and non-Florida residents for whom test results were received by the Department of Health. A person can be tested by more than one laboratory and can have both positive and negative results. **Therefore, the sum of the numbers in each column will be larger than the total number of people tested.**

Reporting lab	Inconclusive	Negative	Positive	Percent positive	Total
OUR LADY OF THE LAKE REGIONAL MEDICAL CENTER			2	100%	2
MED FUSION			2	100%	2
PINELLAS INTERNAL MEDICINE ASSOCIATES		2			2
FLORIDA MEDICAL CENTER OF CLEARWATER		2			2
PruittHealth Lakehaven		2			2
WHOLE CHILD PEDIATRICS			2	100%	2
APC PEDIATRICS			2	100%	2
ST VINCENTS AMBULATORY CARE INC DBA			2	100%	2
NEMOURS CHILDREN'S PRIMARY CARE THE VILLAGES		2			2
MINUTECLINIC DIAGNOSTIC OF GEORGIA, LL		2			2
THE CLUB AT BOYNTON BEACH, LLC			2	100%	2
ALLIED PHYSICIANS GROUP PLLC		2			2
CARESPOT EXPRESS HEALTHCARE			2	100%	2
Gracemore Nursing and Rehab		2			2
NORTHWELL HEALTH			2	100%	2
MINUTECLINIC, DIAGNOSTIC OF TEXAS, LL		2			2
SIGNATURE CARE LEWISVILLE-EMERGENCY CENTER		1	1	50%	2
REMISE OCCUPATIONAL HEALTH SOLUTIONS INC			2	100%	2
JACKSON LABORATORY OF GENOMIC MEDICINE		2			2
MEDEXPRESS URGENT CARE - SPRINGDALE, S 40TH STREET		2			2
MEDEXPRESS - WILMINGTON KIRKWOOD HIGHWAY		2			2
SIGNATURE HEALTHCARE OF MIDDLEBURG		2			2
MINUTECLINIC, LLC #1796		1	1	50%	2
MINUTECLINIC DIAGNOSTIC OF OHIO #6192		2			2
CVS MINUTE CLINIC DIAGNOSTIC OF VIRGINIA		2			2
DMC UNIVERSITY LABORATORIES		1	1	50%	2
CELEBRATION PEDIATRICS PA			2	100%	2
MC DIAGNOSTIC OF CONNECTICUT, PC #775		1	1	50%	2
TRICORE REFERENCE LABORATORY		1	1	50%	2
NEMOURS CHILDRENS PRIMARY CARE OVIEDO			2	100%	2
FL DEPT OF HEALTH MARION COUNTY MOBILE HEALTH UNIT			2	100%	2
ROPER HOSPITAL			2	100%	2
CLAY PRIMARY & FAMILY CARE LLC			2	100%	2
STEWARD ST ELIZABETH MEDICAL CENTER			2	100%	2
MINUTE CLINIC DIAGNOSTIC OF SOUTH CAROLINA		1	1	50%	2
CALIFORNIA DIVISION OF COMMUNICABLE DISEASE CONTROL			2	100%	2
ELMHURST MEMORIAL HOSPITAL			2	100%	2
ROYAL PALM MEDICAL GROUP, INC		2			2
NLC LABS			2	100%	2
PROPATH			2	100%	2
ADVOCATE SHERMAN HOSPITAL			2	100%	2
PALM MEDICAL CENTER - PLANT CITY		2			2
Parkridge Specialty Care		2			2
JOHNSON CITY MEDICAL CENTER		1	1	50%	2
SKIPPACK MEDICAL LAB			2	100%	2
ADVANCED PEDIATRICS			2	100%	2

COVID-19: testing by laboratory

Data through Dec 25, 2020 verified as of Dec 26, 2020 at 09:25 AM

Data in this report are provisional and subject to change.

The numbers in the table below represent the number of Florida and non-Florida residents for whom test results were received by the Department of Health. A person can be tested by more than one laboratory and can have both positive and negative results. **Therefore, the sum of the numbers in each column will be larger than the total number of people tested.**

Reporting lab	Inconclusive	Negative	Positive	Percent positive	Total
SACRED HEART HOSPITAL ON THE EMERALD			2	100%	2
SANIBEL MEDICAL CLINIC			2	100%	2
HOUSTON HEALTH DEPARTMENT - BUREAU OF LABORATORY SERVICES			2	100%	2
VA PRIMARY CARE ANNEX			2	100%	2
BIONIC TECHNOLOGIES CORPORATION			2	100%	2
MEDEXPRESS URGENT CARE - WEST ST PAUL, ROBERT ST S		2			2
WHITE WILSON MEDICAL CENTER NEPHROLOGY			2	100%	2
STEUBEN COUNTY PUBLIC HEALTH		2			2
MINUTECLINIC DIAGNOSTIC OF TN PC #242		2			2
MEDEXPRESS URGENT CARE - BECKLEY CROSS		1	1	50%	2
Cleveland Clinic Weston			2	100%	2
MAWD PATHOLOGY GROUP			2	100%	2
TMH PHYSICIAN PARTNERS SOUTHWOOD			2	100%	2
MINUTE CLINIC LLC # 2033		1	1	50%	2
NATIONAL JEWISH HEALTH			2	100%	2
NEW BRIDGE MEDICAL CENTER		2			2
ADVENT HEALTH CENTRAL TEXAS		1	1	50%	2
MAGNOLIA ADULT, LLC			2	100%	2
UNIVERSITY HOSPITAL OF BROOKLYN		2			2
SURFSIDE URGENT CARE			2	100%	2
LILY PHARMACY		2			2
DEPT OF HEALTH			2	100%	2
BAYCARE MEDICAL GROUP, INC		2			2
441 URGENT CARE-MULBERRY			2	100%	2
WOMENS CARE FLORIDA LLC-LABORATORY		2			2
FLORIDA KEYS PED & ADOLES CTR			2	100%	2
CCRX OF NORTH CAROLINA, LLC		1	1	50%	2
MARTIN MEDICAL CENTER INC		1	1	50%	2
MAIN STREET MEDICAL CENTERS		2			2
PALMETTO FAMILY HEALTH CENTER			2	100%	2
CVS MINUTE CLINIC DIAGNOSTIC		2			2
COL CROSSROAD		1	1	50%	2
RIVERVIEW MEDICAL CLINIC		2			2
RAINY LAKE MEDICAL CENTER			2	100%	2
ASPIRUS RIVERVIEW HOSPITAL & CLINICS INC		1	1	50%	2
UNITED MEMORIAL MEDICAL CENTER			2	100%	2
AUSTIN REGIONAL CLINIC MICROBIOLOGY LAB			2	100%	2
SPECTRA LABS		1	1	50%	2
MEDEXPRESS URGENT CARE-WILKINS TOWNSHIP, WILLIAM PENN HIGHWAY		2			2
AMEDISYS HOME HEALTH OF GREENVILLE			2	100%	2
GOLDSTEIN			2	100%	2
MEDEXPRESS URGENT CARE, CHAMBERSBURG		2			2
DALLAS MEDICAL CENTER			2	100%	2
TULANE MEDICAL CENTER			2	100%	2
LEE PHYSICIAN GROUP		1	1	50%	2
EXPRESSCARE URGENT CARE CENTER			2	100%	2

COVID-19: testing by laboratory

Data through Dec 25, 2020 verified as of Dec 26, 2020 at 09:25 AM

Data in this report are provisional and subject to change.

The numbers in the table below represent the number of Florida and non-Florida residents for whom test results were received by the Department of Health. A person can be tested by more than one laboratory and can have both positive and negative results. **Therefore, the sum of the numbers in each column will be larger than the total number of people tested.**

Reporting lab	Inconclusive	Negative	Positive	Percent positive	Total
EASTLAKE MEDICAL CENTER		2			2
Alden Des Plaines			2	100%	2
Life Care Center of Orlando			2	100%	2
SUMNER REGIONAL MEDICAL CENTER		2			2
PEACE RIVER MEDICAL CENTER		2			2
DES PLAINES CLINICAL LAB			2	100%	2
Great Lakes Health Center			2	100%	2
OURMED		2			2
ALL PEDIATRIC CARE PA			2	100%	2
METHODIST MANSFIELD MEDICAL CENTER			2	100%	2
GULF COAST REGIONAL MEDICAL CARE		2			2
ADVENTHEALTH EAST ORLANDO EMPLOYEE CLINIC		2			2
MC DIAGNOSTIC OF CONNECTICUT, PC # 257		1	1	50%	2
MEDICANA NURSING AND REHAB CENTER			2	100%	2
PRESBYTERIAN HOME		2			2
INA		1	1	50%	2
MINUTECLINIC DIAGNOSTIC OF TN, PC 4992		2			2
Bedford Care Center of Hattiesburg		2			2
MOBILE COUNTY HEALTH DEPARTMENT		1	1	50%	2
STANFORD HEALTH CARE ANATOMIC PATHOLOGY & CLINICAL LAB			2	100%	2
MONTEFIORE MEDICAL CENTER LABS MONTEFIORE		1	1	50%	2
RENFREW CENTERS INC		2			2
GALEN BAYLOR EXTENSION		2			2
University Center East			2	100%	2
Lakeview Village		2			2
MEDEXPRESS URGENT CARE - HOLLINS		2			2
SOUTHEAST GEORGIA HEALTH SYSTEM			2	100%	2
STEWART MELBOURNE HOSPITAL, INC			2	100%	2
MEDEXPRESS URGENT CARE FOX CHAPEL		2			2
ADVENTHEALTH MEDICAL GROUP PEDIATRICS		1	1	50%	2
AFC PHYSICIANS OF FLORIDA, PA			2	100%	2
MEDEXPRESS URGENT CARE - NORTH LITTLE		2			2
MEDEXPRESS URGENT CARE GREENSBURG		2			2
NOVA SOUTHEASTERN UNIVERSITY - STUDENT MEDICAL CTR			2	100%	2
CYPRESS CREEK MEDICAL CENTER			2	100%	2
Fort Gaines Health and Rehab		2			2
VERILY LIFE SCIENCES		2			2
Lake Charles Healthcare LLC dba Landmark Lake Charles			2	100%	2
ST. MARY'S MEDICAL CENTER EVANSVILLE, INC			2	100%	2
MINUTE CLINIC LLC #5706		1	1	50%	2
LAKE MARY HEALTH AND REHABILITATION CENTER		1	1	50%	2
LOWELL GENERAL HOSPITAL			2	100%	2
JOHNS HOPKINS ALL CHILDRENS			2	100%	2
JUPITER INTERNAL MEDICINE AND ASSOCIATES			2	100%	2
FLAGLER PROFESSIONAL HEALTH CAE SERVICES INC		2			2
ALLIANCE PEDIATRICS PA			2	100%	2

COVID-19: testing by laboratory

Data through Dec 25, 2020 verified as of Dec 26, 2020 at 09:25 AM

Data in this report are provisional and subject to change.

The numbers in the table below represent the number of Florida and non-Florida residents for whom test results were received by the Department of Health. A person can be tested by more than one laboratory and can have both positive and negative results. **Therefore, the sum of the numbers in each column will be larger than the total number of people tested.**

Reporting lab	Inconclusive	Negative	Positive	Percent positive	Total
ONE MEDICAL GROUP		1	1	50%	2
OUR HOME AT BEACON HILL			2	100%	2
GULF COAST IMMEDIATE CARE CENTER		1	1	50%	2
KINDRED HOSPITAL OCALA		2			2
MINUTECLINIC, LLC #03268		2			2
TRUE HEALTH INC			2	100%	2
MEDICAL CITY DALLAS HOSPITAL			2	100%	2
PREMIER URGENT CARE CENTER LLC			2	100%	2
PELICAN LANDING		1	1	50%	2
CARENOW URGENT CARE - CENTRAL AUSTIN			2	100%	2
THE HOSPITAL OF PROVIDENCE EMERGENCY ROOM			2	100%	2
THE PALMS REHABILITATION AND HEALTHCARE CENTER		2			2
HOLY FAMILY MEDICAL CENTER		1	1	50%	2
BIOHEALTH MEDICAL LAB INC			2	100%	2
DEKALB MEDICAL CENTER LABORATORY			2	100%	2
MINUTECLINIC DIAG OF IND, LLC #6483		1	1	50%	2
NORTH DADE NURSING AND REHABILITATION CENTER			2	100%	2
FIRST CARE - MIDDLESBORO			2	100%	2
Alden Terrace of McHenry			2	100%	2
URGENT MED INC		1	1	50%	2
Gulf Shore Care Center			2	100%	2
ST JOSEPH'S HOSPITAL LABORATORY			2	100%	2
Avanti Wellness and Rehab			2	100%	2
TGH Brandon Healthplex Laboratory			2	100%	2
UNIVERSITY OF MISSOURI HEALTH CARE			2	100%	2
LIFESPRING COMMUNITY HEALTH		2			2
CONEMAUGH MEMORIAL MEDICAL CENTER		2			2
MINUTECLINIC #2860		2			2
BENEVA LAKES ASSISTED LIVING CENTER			2	100%	2
OHIO DEPARTMENT OF HEALTH LABORATORY		2			2
RUSSELL MEDICAL CENTER		2			2
TAMPA INTERNATIONAL AIRPORT			2	100%	2
JOHNNIE RUTH CLARKE LAB			2	100%	2
MIDLAND MEMORIAL HOSPITAL			2	100%	2
BRIGHAM AND WOMEN'S HOSPITAL			2	100%	2
ARLINGTON DIALYSIS CENTER LLC		2			2
MEMORIAL HERMANN			2	100%	2
SCIENTIFIC LABORATORY COMPANY		2			2
CERTIVIA LABORATORIES			2	100%	2
Grand Villa of Dunedin			2	100%	2
FLORIDA DEPARTMENT OF HEALTH WASHINGTON COUNTY		1	1	50%	2
CITRUS PARK			2	100%	2
LAKELAND REGIONAL HEALTH		2			2
MINUTECLINIC, LLC #5707		2			2
MAIN STREET MEDICAL CENTER OF CRESTVIEW PA			2	100%	2
ADVANCED URGENT CARE CENTER OF THE UPPER KEYS			2	100%	2

COVID-19: testing by laboratory

Data through Dec 25, 2020 verified as of Dec 26, 2020 at 09:25 AM

Data in this report are provisional and subject to change.

The numbers in the table below represent the number of Florida and non-Florida residents for whom test results were received by the Department of Health. A person can be tested by more than one laboratory and can have both positive and negative results. **Therefore, the sum of the numbers in each column will be larger than the total number of people tested.**

Reporting lab	Inconclusive	Negative	Positive	Percent positive	Total
STUDENT HEALTH SERVICES			2	100%	2
HALIFAX HEALTH CARE FOR WOMEN		2			2
BAYCARE HEALTH SYSTEMS		1	1	50%	2
HAVEN HOSPICE			2	100%	2
CHAPPEL GROUP RESEARCH, THE		2			2
CENTRAL FLORIDA FAMILY HEALTH CENTER		2			2
CVA MINUTE CLINIC DIAGNOSTIC OF VIRGINIA, LLC		2			2
ST. CLOUD PHARMACY AND WELLNESS CENTER		2			2
GRAND VILLA OF MELBOURNE			2	100%	2
ACL LABORATORIES INDUSTRIAL TOXICOLOGY			2	100%	2
MINUTECLINIC, LLC #05814		2			2
Grand Villa of Deerfield Beach			2	100%	2
FLORIDA COMMUNITY HEALTH CENTERS, INC.			2	100%	2
HEART OF FLORIDA HEALTH CENTER INC			2	100%	2
SENIOR LIVING IV SUN CITY LLC		2			2
OCALA REGIONAL KIDNEY CENTER-WEST			2	100%	2
CVS MINUTE CLINIC DIAGNOSTIC OF TN #6044		2			2
SUPERIOR RESIDENCES OF CLERMONT		2			2
WELL-BEING MEDICAL CENTER PLLC		2			2
WALGREENS #13605		2			2
CARENOW URGENT CARE-DONELSON		2			2
MEDEXPRESS URGENT CARE-BLOOMFIELD AVEN		2			2
FHPG FAMILY MEDICAL CENTER OF TAMPA BAY		1	1	50%	2
SPECIALTY LABORATORIES			2	100%	2
SANFORD REGIONAL HOSPITAL WORTHINGTON		2			2
PRINCETON BMC LABORATORY		2			2
HAWAII DEPARTMENT OF HEALTH			2	100%	2
HARLEM HOSPITAL CENTER		2			2
OAKBRIDGE TERRACE AT SAE			2	100%	2
FLORIDA DEPARTMENT OF HEALTH (FDOH)			2	100%	2
MEDEXPRESS URGENT CARE - SOUTH CHARLESTON		2			2
CITY OF NEW YORK DEPARTMENT OF HEALTH			2	100%	2
DISCOVERY VILLAGE AT THE FORUM		2			2
INTERNAL MEDICINE & PEDIATRICS WELLNESS CENTER			2	100%	2
LEGACY ER & URGENT CARE - FRISCO WEST			2	100%	2
SPRING HILL REGIONAL HOSPITAL			2	100%	2
DEPARTMENT OF HEALTH AND HUMAN SERVICES			2	100%	2
EXPRESS CARE OF TAMPA BAY LLC		1	1	50%	2
MEMORIAL SLOAN KETTERING CANCER CENTER		1	1	50%	2
USCG SECTOR ST PETE		1	1	50%	2
FEDERAL CORRECTIONAL INSTITUTION MARIANNA			2	100%	2
INTEGRITY CLINICAL RESEARCH CENTER INC		1	1	50%	2
SPRINGS MEDICAL LAB		1	1	50%	2
GULF COAST PEDIATRICS OF SARASOTA PA		1	1	50%	2
CAREHERE LCS- EUSTIS			2	100%	2
BROOME COUNTY HEALTH DEPARTMENT		1	1	50%	2

COVID-19: testing by laboratory

Data through Dec 25, 2020 verified as of Dec 26, 2020 at 09:25 AM

Data in this report are provisional and subject to change.

The numbers in the table below represent the number of Florida and non-Florida residents for whom test results were received by the Department of Health. A person can be tested by more than one laboratory and can have both positive and negative results. **Therefore, the sum of the numbers in each column will be larger than the total number of people tested.**

Reporting lab	Inconclusive	Negative	Positive	Percent positive	Total
MINUTECLINIC 7196		2			2
MINUTECLINIC DIAGNOSTIC OF OHIO #7790		1	1	50%	2
MEDEXPRESS URGENT CARE-PETERS TWP		2			2
HEARTLAND - CHARLESTON OF HANAHAN SC,		2			2
MC DIAGNOSTIC OF CONNECTICUT, PC #1966		2			2
MID - FLORIDA PATHOLOGY LLC		1	1	50%	2
CORAL REEF NURSING & REHABILITATION CENTER		2			2
JEFFERSON WASHINGTON TOWNSHIP HOSPITAL		2			2
ST. LUKE'S HOSPITAL - BETHLEHEM CAMPUS		1	1	50%	2
MINUTECLINIC DIAGNOSTIC MEDICAL GROUP		2			2
SOUTHSIDE FAMILY MEDICAL		2			2
NEMOURS CHILDRENS PRIMARY CARE			2	100%	2
TMH EC NORTHEAST LABORATORY			2	100%	2
PRECISION DIAGNOSTIC INC		2			2
ORLANDO LUTHERAN TOWERS		1	1	50%	2
MEDSTAR HARBOR HOSPITAL			2	100%	2
MEASE COUNTRYSIDE HOSPITAL CARDIAC REH			2	100%	2
SUNBRIDGE CARE & REHAB FOR DECATUR		2			2
NAVAL MEDICAL CENTER			2	100%	2
FLORIDA PRIMARY CARE CENTER PA		2			2
NEW YORK STATE DEPARTMENT OF HEALTH		1	1	50%	2
NORTON IMMEDIATE CARE CENTER - PRESTON			2	100%	2
MEDLOGIC, LLC		2			2
Westside Terrace		2			2
Bon Secours Maria Manor		2			2
MD NOW URGENT CARE MEDICAL CENTERS INC			2	100%	2
SHANDS AT LAKE SHORE LAB			2	100%	2
RELIANT IMMUNE DIAGNOSTICS			2	100%	2
SARASOTA MEMORIAL MEDICAL URGENT CARE CENTER			2	100%	2
DELCARE PA			2	100%	2
UNIVERSITY OF KANSAS MEDICAL CENTER			2	100%	2
ALVERNO CLINICAL LABORATORIES			2	100%	2
GEISINGER MEDICAL CENTER		2			2
NATIONWIDE LABORATORY SERVICES		1	1	50%	2
EMERALD TRACE		2			2
ASSOCIATES IN MEDICINE			2	100%	2
ARKANSAS DEPARTMENT OF HEALTH			2	100%	2
ADVENTHEALTH IMAGING PARTIN SETTLEMENT			2	100%	2
VIGILINT HEALTHCARE		1	1	50%	2
ST. JOSEPH REGIONAL MEDICAL CENTER			2	100%	2
EAST NAPLES PEDIATRICS			2	100%	2
MINUTE CLINIC DIAGNOSTIC MED GRP		2			2
BOND COMMUNITY HEALTH CENTER			2	100%	2
FELICIDAD MEDICAL CENTER INC			2	100%	2
UT AUSTIN UNIVERSITY HEALTH SERVICES			2	100%	2
SCDHEC BUREAU OF LABORATORIES			2	100%	2

COVID-19: testing by laboratory

Data through Dec 25, 2020 verified as of Dec 26, 2020 at 09:25 AM

Data in this report are provisional and subject to change.

The numbers in the table below represent the number of Florida and non-Florida residents for whom test results were received by the Department of Health. A person can be tested by more than one laboratory and can have both positive and negative results. **Therefore, the sum of the numbers in each column will be larger than the total number of people tested.**

Reporting lab	Inconclusive	Negative	Positive	Percent positive	Total
CHESTERFIELD HEALTHCARE GROUP, INC		2			2
CVS MINUTE CLINIC DIAGNOSTIC OF TN #3293		2			2
ASCENSION ST VINCENT'S RIVERSIDE			2	100%	2
MEDEXPRESS URGENT CARE-CLOQUET		2			2
Lakeside Oaks Care Center			2	100%	2
CVS MINUTE CLINIC DIAGNOSTIC OF KANSAS, PA		2			2
Metro West Nursing and Rehab			2	100%	2
ADVANCED MEDICAL CARE			2	100%	2
DEPARTMENT OF HEALTH AND HUMAN SERVICES DIVISION OF BEHAVIORAL HEALTH		1	1	50%	2
MADISON HOSPITAL LABORATORY			2	100%	2
JOHN D. ARCHBOLD MEM. HOSPITAL			2	100%	2
MEMORIAL HERMANN CONSOLIDATED LABORATORY SERVICES			2	100%	2
ST. ELIZABETH HEALTHCARE			2	100%	2
U OF MIAMI MILLER SCHOOL OF MEDICINE			2	100%	2
TIEHH BIOTERRORISM RESPONSE LAB			2	100%	2
GINKGO-IXLAYER		2			2
OELWEIN HEALTH CARE CENTER		2			2
SAFARI PEDIATRICS PA		2			2
MEDEXPRESS-HOUSTON EAST FWY		1	1	50%	2
ADVICE FOR OPTIMAL WELLNESS			2	100%	2
MEDEXPRESS URGENT CARE-SCOTT TOWNSHIP		2			2
LAB CORP OF AMER SAN DIEGO			2	100%	2
BOND & STEELE CLINIC PA D/B/A BOND CLINIC PA		2			2
UTMB PATHOLOGY CLINICAL SERVICES LABORATORY			2	100%	2
COASTAL MEDICAL LAB			2	100%	2
BENTON PEDIATRICS		2			2
PREMIER MEDICAL LABORATORY			2	100%	2
URGENT CARE USA LLC			2	100%	2
MINUTE CLINIC, LLC #4650		2			2
BAPTIST HEALTHCARE - LAKEVIEW CENTER INC		2			2
Workmens Circle Multicare Center		2			2
FLORIDA MEDICAL CLINIC -INTERNAL MED DADE CITY			2	100%	2
PALM CITY NURSING AND REHAB CENTER			2	100%	2
CLEVELAND CLINIC IMAGING			2	100%	2
WALGREENS #05477		2			2
CAPRONA GROUP HOME			2	100%	2
ST. PETERSBURG PEDIATRICS- 38TH AVENUE			2	100%	2
MINUTECLINIC DIAGNOSTIC OF PA LLC		2			2
SYLVAN NURSING			2	100%	2
BAYSHORE MEDICAL CENTER			2	100%	2
DRR JMC URGENT CARE DONALD ROSS			2	100%	2
MIDDLE TENN MENTAL HEALTH INSTITUTE		2			2
Church Creek SNF			2	100%	2
CPL LABS			2	100%	2
DOCTOR 4 U CLINIC			2	100%	2
TRINITAS REGIONAL MEDICAL CENTER		1	1	50%	2

COVID-19: testing by laboratory

Data through Dec 25, 2020 verified as of Dec 26, 2020 at 09:25 AM

Data in this report are provisional and subject to change.

The numbers in the table below represent the number of Florida and non-Florida residents for whom test results were received by the Department of Health. A person can be tested by more than one laboratory and can have both positive and negative results. **Therefore, the sum of the numbers in each column will be larger than the total number of people tested.**

Reporting lab	Inconclusive	Negative	Positive	Percent positive	Total
ROCKEFELLER UNIVERSITY CLINICAL GENOMICS LABORATOR		2			2
HOME ACCESS HEALTH			2	100%	2
VILLA HEALTH NH LLC			2	100%	2
COVID PROCESSING SITE			2	100%	2
COASTAL LABORATORIES OF FLORIDA			2	100%	2
VETERANS AFFAIRS MEDICAL CENTER - GREATER LOS ANGELES			2	100%	2
CARE CENTERS OF NASSAU LLC MINER ROAD SOUTH		2			2
SINAI PLAZA NURSING AND REHAB CENTER			2	100%	2
DELAWARE DIAGNOSTICS LABS			2	100%	2
CVS MINUTE CLINIC DIAGNOSTIC MED GRP		2			2
THE FOUNTAIN AT BOCA CIEGA BAY		2			2
LACORP		1	1	50%	2
BFT LAB			2	100%	2
MEDICAL CENTER LABORATORY			2	100%	2
BRITO MEDICAL CENTER			2	100%	2
PANCARE HEALTH - SNEADS ELEMENTARY			2	100%	2
SACRED HEART HEALTH SYSTEM, INC			2	100%	2
Elba Nursing and Rehabilitation Center, LLC		2			2
EXCEPTIONAL EMERGENCY CENTER - AMARILLO			2	100%	2
Peninsula Nursing and Rehabilitation Center		1			1
CITRONELLE HEALTH AND REHABILITATION CENTER		1			1
Lemont Nursing and Rehab Center			1	100%	1
FLORIDA FAMILY LABORATORY		1			1
PALMETTO PRIMARY CARE PHYSICIANS			1	100%	1
SKYRIDGE CLINICAL ASSOCIATES		1			1
FLORIDA DEPARTMENT OF HEALTH IN ESCAMBIA COUNTY		1			1
NORTHERN KENTUCKY HEALTH DEPARTMENT			1	100%	1
WINTER GARDEN CHILDREN'S HEALTH CENTERS			1	100%	1
MEDEXPRESS URGENT CARE - WEXFORD		1			1
MOUNT SINAI AVENTURA DIAGNOSTIC CENTER			1	100%	1
FLORIDA MEDICAL CLINIC PA GI			1	100%	1
ROSE HAVEN NURSING CENTER		1			1
SAINT JOSEPHS HOSPITAL OF ATLANTA			1	100%	1
PANCARE HEALTH - HOSFORD SCHOOL			1	100%	1
CENTRAL FLORIDA HOSPITALIST			1	100%	1
Lab MSMC Hialeah			1	100%	1
Livingston County Center for Nursing and Rehabilitation		1			1
MEDICAL PAVILION CLINIC			1	100%	1
ADVANCED INDIVIDUALIZED MEDICINE OF NAPLES			1	100%	1
PREMIER PEDIATRICS			1	100%	1
2504-HOMEWOOD		1			1
NEW HORIZON PRIMARY CARE LLC			1	100%	1
MEDEXPRESS URGENT CARE - SPRINGFIELD, COOLEY ST		1			1
PRECISION CLINICAL RESEARCH			1	100%	1
BAYMEADOWS PEDIATRIC CARE		1			1
SACRED HEART MEDICAL CENTER			1	100%	1

COVID-19: testing by laboratory

Data through Dec 25, 2020 verified as of Dec 26, 2020 at 09:25 AM

Data in this report are provisional and subject to change.

The numbers in the table below represent the number of Florida and non-Florida residents for whom test results were received by the Department of Health. A person can be tested by more than one laboratory and can have both positive and negative results. **Therefore, the sum of the numbers in each column will be larger than the total number of people tested.**

Reporting lab	Inconclusive	Negative	Positive	Percent positive	Total
BRANDON REGIONAL EMERGENCY CTR			1	100%	1
University Plaza Rehabilitation and Nursing			1	100%	1
WALGREENS #10308		1			1
HENRY FORD HOSPITAL			1	100%	1
PROGRESSIVE MEDICAL RESEARCH			1	100%	1
MEA PRIMARY CARE PLUS BYRAM			1	100%	1
RCP OF MEMORIAL WEST			1	100%	1
RENOWN REGIONAL MEDICAL CENTER			1	100%	1
INTERNATIONAL MEDICAL LABORATORY INC		1			1
TENNOVA HEALTHCARE - CLEVELAND			1	100%	1
WAKULLA COUNTY HEALTH DEPARTMENT		1			1
Sherwood Oaks Health Center			1	100%	1
UF KANAPAHA LAB BEAKER		1			1
SPARTANBURG REGIONAL MEDICAL CENTER			1	100%	1
CENTRAL CAROLINA HOSPITAL			1	100%	1
WEST VIRGINIA UNIVERSITY HOSPITALS			1	100%	1
UNIVERSITY OF SOUTH FLORIDA			1	100%	1
ALBANY MEDICAL CENTER			1	100%	1
ALL CARE URGENT CARE			1	100%	1
NEW YORK UNIVERSITY MEDICAL CENTER			1	100%	1
PUBLIX PHARMACY #1114			1	100%	1
ERIC C MRSHAL, MD, PC #1842		1			1
LAKELAND MEDICAL CENTER			1	100%	1
Brio of Johnston		1			1
PROGRESSIVE MEDICAL LAB LLC			1	100%	1
GENESIS MICROBIOLOGY LAB		1			1
Alden Lincoln Park			1	100%	1
WESLEY MEDICAL CENTER			1	100%	1
FALKVILLE HEALTHCARE		1			1
MC DIAGNOSTIC OF CONNECTICUT, PC #1043		1			1
MEDEXPRESS URGENT CARE - LOGAN		1			1
OMAHA VA MEDICAL CENTER			1	100%	1
EASTMAN HEALTHCARE & REHAB		1			1
ADVENTHEALTH MEDICAL GROUP UROLOGY AT EAST ORLANDO		1			1
TEXAS HEALTH ARLINGTON MEMORIAL		1			1
C V S / PHARMACY #833		1			1
HIGHLANDS URGENT CARE			1	100%	1
HUMILITY OF MARY HEALTH PARTNERS			1	100%	1
METRO HEALTH HOSPITAL LABORATORY		1			1
Parkview Care Center			1	100%	1
PEDIATRICS URGENT CARE, LLC			1	100%	1
HEALGEN SCIENTIFIC			1	100%	1
GUIDEWELL EMERGENCY MEDICINE DOCTORS LLC #33			1	100%	1
GIBSON AREA PRIMARY CARE			1	100%	1
HENRY FORD WEST BLOOMFIELD HOSPITAL			1	100%	1
PALM BEACH DIABETES & ENDOCRINE SPECIALISTS PA			1	100%	1

COVID-19: testing by laboratory

Data through Dec 25, 2020 verified as of Dec 26, 2020 at 09:25 AM

Data in this report are provisional and subject to change.

The numbers in the table below represent the number of Florida and non-Florida residents for whom test results were received by the Department of Health. A person can be tested by more than one laboratory and can have both positive and negative results. **Therefore, the sum of the numbers in each column will be larger than the total number of people tested.**

Reporting lab	Inconclusive	Negative	Positive	Percent positive	Total
MINUTECLINIC #2797		1			1
Diversicare of Smyrna		1			1
POPLAR HEALTHCARE			1	100%	1
CLINCLOUD, LLC			1	100%	1
PORT ORANGE NURSING & REHAB			1	100%	1
MEMORIAL HERMANN HOSPITAL			1	100%	1
BREVARD FAMILY WALK IN CLINIC			1	100%	1
MEMORIALCARE LONG BEACH MEDICAL CENTER			1	100%	1
ARIZONA STATE LABORATORY			1	100%	1
UMASS MEMORIAL MEDICAL CENTER, INC		1			1
Avera Sr. James Care Center		1			1
HOUSTON DEPARTMENT OF HEALTH AND HUMAN SERVICES			1	100%	1
ARTHREX MEDICAL CENTER EAST			1	100%	1
MINUTECLINIC LLC #5157			1	100%	1
BIOMAT ORLANDO		1			1
MISSION HOSPITAL			1	100%	1
FLORIDA HEART AND VASCULAR MULTISPECIALTY GROUP PA			1	100%	1
ACCESS MEDICAL GROUP OF TAMPA INC			1	100%	1
BROOKS -TLC HOSPITAL SYSTEM			1	100%	1
MERITER LABORATORIES			1	100%	1
BAPTIST HOSPITAL LABORATORY			1	100%	1
PALOMAR MEDICAL CENTER			1	100%	1
DOCTORS CARE - GREER		1			1
NATION'S BEST CARE HOME HEALTH			1	100%	1
MINUTECLINIC, LLC #1452		1			1
Crowne Place Assisted Living		1			1
Lynwood		1			1
WEST COAST CLINICAL LABS INC			1	100%	1
LRGHEALTHCARE		1			1
SCIENCE CARE			1	100%	1
NDX-CORE LAB			1	100%	1
FLORIDA DEPARTMENT OF HEALTH IN LEE COUNTY			1	100%	1
HEALTH CARE SERVICES LC			1	100%	1
Good Samaritan Society - Albion		1			1
SOUTHWEST FLORIDA DIVISION LAB			1	100%	1
EXCEL URGENT CARE OF NJ			1	100%	1
LAWRENCE GENERAL HOSPITAL			1	100%	1
Summit Medical Group Morristown Oncology		1			1
Dulles Health and Rehab Center		1			1
BOLLES SCHOOL, THE			1	100%	1
WILTON MANORS HEALTH & REHABILITATION CENTER			1	100%	1
CHRISTIANA HOSPITAL		1			1
OCALA FAMILY MEDICAL CENTER		1			1
AUGUSTA HEALTH CLINICAL LABORATORY			1	100%	1
ADVANCED LABORATORY SERVICES			1	100%	1
DOCTORS AFTER HOURS URGENT CARE CENTER			1	100%	1

COVID-19: testing by laboratory

Data through Dec 25, 2020 verified as of Dec 26, 2020 at 09:25 AM

Data in this report are provisional and subject to change.

The numbers in the table below represent the number of Florida and non-Florida residents for whom test results were received by the Department of Health. A person can be tested by more than one laboratory and can have both positive and negative results. **Therefore, the sum of the numbers in each column will be larger than the total number of people tested.**

Reporting lab	Inconclusive	Negative	Positive	Percent positive	Total
MINUTECLINIC LLC (2335)		1			1
MID-FLORIDA PATHOLOGY LLC - MOBILE UNIT # 3			1	100%	1
MEDEXPRESS URGENT CARE - TOPEKA, SW WANAMAKER RD		1			1
UNLIMITED MEDICAL SERVICES OF FL PL DBA		1			1
ODYSSEY HEALTH CARE OF MARION COUNTY LLC		1			1
AFFILIATED LABORATORIES INC			1	100%	1
CONSULATE HEALTH CARE OF VERO BEACH			1	100%	1
COSTCO PHARMACY #1023			1	100%	1
NORTH PINELLAS CHILDRENS MEDICAL CENTER INC			1	100%	1
FLORIDA STATE UNIVERSITY HEALTH SERVICES			1	100%	1
STANLY REGIONAL MEDICAL CENTER			1	100%	1
SPRINGBROOK HOSPITAL			1	100%	1
ORMC-ARDEN/EOI			1	100%	1
PAUL C SCHWARTZ & MELVIN L WEIDMAN		1			1
15 TO KNOW			1	100%	1
MEDEXPRESS URGENT CARE - ANDERSON		1			1
ONPOINT URGENT CARE			1	100%	1
BOSTON MEDICAL CENTER			1	100%	1
LSU MEDICAL CENTER			1	100%	1
NORTHEAST TEXAS DIALYSIS		1			1
TMH PHYSICIAN PARTNERS			1	100%	1
FORT LOUDOUN PRIMARY CARE		1			1
Oakwood - North Baldwins Center for Living		1			1
HELIX BIOMEDICS LLC			1	100%	1
MED TECH CLINICAL LABORATORY		1			1
NORTH SHORE HEMATOLOGY-ONCOLOGY ASSOCIATES		1			1
CENTRAL TX URGENT CARE			1	100%	1
DECATUR MORGAN HOSPITAL - DECATUR GENE		1			1
JMC TALLAHASSEE, LLC			1	100%	1
WINCHESTER HOSPITAL			1	100%	1
NORTHEAST FLORIDA HEALTH SERVICES			1	100%	1
SOUTHERN WINDS			1	100%	1
DEACONESS URGENT CARE CENTER			1	100%	1
ASCENSION ST VINCENT'S - WESTSIDE			1	100%	1
SUNCOAST COMMUNITY HEALTH CENTERS INC		1			1
COMMONWEALTH OF VIRGINIA DIVISION OF CONSOLIDATED LABORATORY SERVICES			1	100%	1
DEPT OF VA MEDICAL CENTER - MIAMI			1	100%	1
HARDIN MEMORIAL HOSPITAL - HEARTLAND PATHOLOGY CONSULTANTS			1	100%	1
COVENANT HEALTH		1			1
CARSON NURSING AND REHABILITATION CENT		1			1
BAPTIST HEALTH EXPRESS CARE			1	100%	1
INTEGRATED FAMILY MEDICAL CENTER			1	100%	1
LAREDO EMERGENCY ROOM			1	100%	1
NEW MILFORD HOSPITAL			1	100%	1
FRASER MEMORIAL HOSPITAL			1	100%	1
GOOD SAMARITAN SOCIETY - DE SMET		1			1

COVID-19: testing by laboratory

Data through Dec 25, 2020 verified as of Dec 26, 2020 at 09:25 AM

Data in this report are provisional and subject to change.

The numbers in the table below represent the number of Florida and non-Florida residents for whom test results were received by the Department of Health. A person can be tested by more than one laboratory and can have both positive and negative results. **Therefore, the sum of the numbers in each column will be larger than the total number of people tested.**

Reporting lab	Inconclusive	Negative	Positive	Percent positive	Total
NHLS		1			1
STEINHATCHEE DRUGS			1	100%	1
LAKE REGIONAL HEALTH			1	100%	1
PORTSMOUTH REG. HOSPITAL			1	100%	1
Miller Health Care Center			1	100%	1
Lakewood Nursing Center			1	100%	1
UF HEALTH THE VILLAGES			1	100%	1
AFTER HOURS PEDS			1	100%	1
SELF REGIONAL HEALTHCARE			1	100%	1
COOPER CLINIC			1	100%	1
MEDICAL ASSOCIATES OF BREVARD LLC		1			1
NORTH MIAMI BEACH SURGICAL CENTER			1	100%	1
FLORIDA DIGESTIVE AND LIVER SPECIALISTS			1	100%	1
BAPTIST HEALTH LEXINGTON			1	100%	1
MEDEXPRESS URGENT CARE SHADYSIDE		1			1
PATHOLOGYT & LAB MEDICINE SERVICES			1	100%	1
MEDEXPRESS URGENT CARE - SOMERSET TOWNSHIP		1			1
PALM COAST DRAW STATION/AMERICAN HEALTH ASSOCIATES		1			1
LABONE		1			1
JOHN D. ARCHBOLD MEMORIAL HOSPITAL			1	100%	1
ADVENTHEALTH HOSPICE CARE CENTRAL FLORIDA		1			1
CARESPOT - LEE VISTA			1	100%	1
GOLDING-GRANADO MEDICAL ASSOCIATES		1			1
MINUTE CLINIC DIAGNOSTICS OF IN, LLC #6252		1			1
PHYSICIANS IMMEDIATE CARE			1	100%	1
GREENTREE MEDICAL CENTER			1	100%	1
FLORHAM PARK ENDOSCOPY CENTER		1			1
APOPKA FAMILY HEALTH CENTER			1	100%	1
LEHIGH REGIONAL WOUND CENTER			1	100%	1
HUDSON REGIONAL HOSPITAL			1	100%	1
METROHEALTH SYSTEM			1	100%	1
CVS HEALTH MINUTE CLINIC			1	100%	1
LUMICO LIFE INSURANCE COMPANY		1			1
NCHMD, INC SOUTHEAST IMMEDIATE CARE			1	100%	1
HOME AIDE SVC OF EASTERN NY INC D/B/A		1			1
INNOVATIVE CARE II LLC			1	100%	1
Rio Grande City Nursing and Rehab Center			1	100%	1
BROOKS REHAB			1	100%	1
LAKE BALDWIN			1	100%	1
UMASS MEMORIAL/MARLBORO HOSPITAL			1	100%	1
MEDEXPRESS URGENT CARE - ROSS TOWNSHIP		1			1
WillowBrooke Court at Westminster Village		1			1
San Antonio Residence and Rehabilitation Center		1			1
HAYS CLINICAL LAB			1	100%	1
NORTH BROWARD MEDICAL CENTER			1	100%	1
GATEWAY HEALTHCARE, PC			1	100%	1

COVID-19: testing by laboratory

Data through Dec 25, 2020 verified as of Dec 26, 2020 at 09:25 AM

Data in this report are provisional and subject to change.

The numbers in the table below represent the number of Florida and non-Florida residents for whom test results were received by the Department of Health. A person can be tested by more than one laboratory and can have both positive and negative results. **Therefore, the sum of the numbers in each column will be larger than the total number of people tested.**

Reporting lab	Inconclusive	Negative	Positive	Percent positive	Total
ADVENTHEALTH PHYSICIAN GROUP – APPLEWOOD			1	100%	1
RIGHT AT HOME			1	100%	1
UNIVERSITY URGENT CARE			1	100%	1
CARENOW URGENT CARE – SPRING			1	100%	1
HEARTLAND REGIONAL MEDICAL CENTER		1			1
WHITE-WILSON MEDICAL CENTER - FORT WALTON BEACH			1	100%	1
RIVERSIDE COUNTY PUBLIC HEALTH LABORATORY			1	100%	1
MEDEXPRESS URGENT CARE - JEANNETTE		1			1
BAPTIST HEALTH SURGERY CENTER			1	100%	1
ALLIANCE LABORATORY SERVICES			1	100%	1
IZ MEDICAL		1			1
DISCOVERY AT HOME, LLC			1	100%	1
MINNESOTA DEPARTMENT OF HEALTH LABORATORY			1	100%	1
Strasburg Care Center		1			1
WESTON COUNTY HEALTH SERVICES			1	100%	1
MINUTECLINIC DIAGNOSTIC OF OHIO #2964		1			1
FREEPORT ER DOX URGENT CARE		1			1
MINUTECLINIC MINUTECLINIC #921		1			1
BOND COUNTY HEALTH DEPARTMENT			1	100%	1
ORDRS, INC.			1	100%	1
CARE CENTERS OF NASSAU, LLC - HENDRICKS RD		1			1
LAKE CONWAY URGENT CARE LLC		1			1
CARESPOT EXPRESS HEALTHCARE BOYNTON BEACH			1	100%	1
Maple Lane Nursing Home		1			1
CLEARWATER PAIN MANAGEMENT ASSOCIATES			1	100%	1
QUEST DIAGNOSTICS CLINICAL LABORATORIES INC		1			1
AIRPORT CLINIC			1	100%	1
Shoreline Care Center			1	100%	1
HERNANDO COUNTY HEALTH DEPT			1	100%	1
NEVADA DEPARTMENT OF HEALTH AND HUMAN SERVICES			1	100%	1
SACRED HEART HEALTH SYSTEM- MIDWIFE PROGRAM			1	100%	1
EXPRESS LAB LIVINGSTON			1	100%	1
MAINE CENTER FOR DISEASE CONTROL AND PREVENTION			1	100%	1
POETS WALK SARASOTA			1	100%	1
NASSAU COUNTY HEALTH DEPARTMENT		1			1
PROGRESS PHARMACY INC			1	100%	1
BRANDON OUTREACH CLINIC			1	100%	1
WIREGRASS MEDICAL CENTER			1	100%	1
PALMS OF FT MYERS,THE			1	100%	1
UNIV OF NORTH ALABAMA HEALTH CENTER		1			1
PRACTITIONERS IN MOTION			1	100%	1
STRINGFELLOW MEMORIAL HOSPITAL		1			1
PRIMARY CARE GROUP LLC		1			1
FIT4LIFE MEDICAL CENTER			1	100%	1
FAIRVIEW SOUTHDALE			1	100%	1
NAPHCARE INC		1			1

COVID-19: testing by laboratory

Data through Dec 25, 2020 verified as of Dec 26, 2020 at 09:25 AM

Data in this report are provisional and subject to change.

The numbers in the table below represent the number of Florida and non-Florida residents for whom test results were received by the Department of Health. A person can be tested by more than one laboratory and can have both positive and negative results. **Therefore, the sum of the numbers in each column will be larger than the total number of people tested.**

Reporting lab	Inconclusive	Negative	Positive	Percent positive	Total
BRIAN C GRINER MD LLC			1	100%	1
VIRTUA WEST JERSEY HOSPITAL		1			1
LITTLE COMPANY OF MARY HOSPITAL			1	100%	1
FLAGLER COUNTY BOARD OF COUNTY COMMISSIONERS			1	100%	1
CLERMONT PEDIATRICS, PA			1	100%	1
HAMILTON CHD		1			1
HARRIS URGENT CARE CENTER			1	100%	1
BIODORON LABORATORIES			1	100%	1
Seal Rock Healthcare		1			1
SAINT JOSEPH'S HOSPITAL AND MEDICAL CENTER		1			1
WINDSOR MANOR			1	100%	1
ORLANDO HEALTH PHYSICIAN GROUP			1	100%	1
DAYTONA BEACH CENTRA CARE			1	100%	1
OAKMONT WEST- GREENVILLE SC		1			1
PENINSULA REGIONAL MED CTR LAB			1	100%	1
Garden View Care Center at Dougherty Ferry		1			1
Bayou Vista Community Care Center			1	100%	1
Cornerstone at the Ranch		1			1
VITAS HEALTH INC			1	100%	1
VIVIAN SIMMONS FAMILY PRACTICE			1	100%	1
CELEBRATION FAMILY PHYSICIANS LLC			1	100%	1
NORTH CAROLINA STATE LABORATORY OF PUBLIC HEALTH, SPECTRUM LAB NETWORK			1	100%	1
FLORIDA HOSPITAL TRANSPLANT CENTER		1			1
FAMILY MEDICAL CENTERS			1	100%	1
LIFE CARE CENTER OF SKAGIT VALLEY		1			1
WARD MEMORIAL HOSPITAL		1			1
AFFINITY URGENT CARE			1	100%	1
MAHONEY PEDIATRICS PA			1	100%	1
CEPERO PEDIATRICS PA			1	100%	1
TREASURE COAST MEDICAL CONCIERGE LLC			1	100%	1
MIAMI-DADE COUNTY HEALTH DEPT.		1			1
CULVER CITY URGENT CARE			1	100%	1
ST. MICHAEL'S ELITE HOSPITAL			1	100%	1
MINUTE CLINIC OF KANSAS PA			1	100%	1
CLEVELAND CLINIC AKRON GENERAL			1	100%	1
MEDERI CARETENDERS			1	100%	1
Vi at Aventura		1			1
LAKEVIEW REGIONAL HOSPITAL			1	100%	1
LAKE PEDIATRICS			1	100%	1
MARYLAND DEPARTMENT OF HEALTH AND MENTAL HYGIENE			1	100%	1
LIBERTY HEALTH CENTER			1	100%	1
Harris Hill Nursing Facility		1			1
LIFELINK TISSUE BANK D/B/A LIFELINK TISSUE BANK		1			1
CITRUS HEALTH NETWORK INC			1	100%	1
BROOKDALE FORT MYERS LAKES PARK			1	100%	1
HYDE PARK MEDICAL CENTER		1			1

COVID-19: testing by laboratory

Data through Dec 25, 2020 verified as of Dec 26, 2020 at 09:25 AM

Data in this report are provisional and subject to change.

The numbers in the table below represent the number of Florida and non-Florida residents for whom test results were received by the Department of Health. A person can be tested by more than one laboratory and can have both positive and negative results. **Therefore, the sum of the numbers in each column will be larger than the total number of people tested.**

Reporting lab	Inconclusive	Negative	Positive	Percent positive	Total
MEDEXPRESS URGENT CARE - BENTON		1			1
DEVLIN MANOR NURSING AND REHABILITATION		1			1
POMPANO BEACH ARTIFICIAL KIDNEY CENTER			1	100%	1
HEALTHQUEST, INC			1	100%	1
Manorcare Health Services West Reading North		1			1
The Center at Centennial			1	100%	1
MINUTECLINIC DIAGNOSTIC OF OKLAHOMA			1	100%	1
WALKIN MEDICAL URGENT CARE,NEW CITY			1	100%	1
FLORIDA DEPARTMENT OF HEALTH PALM BEACH COUNTY			1	100%	1
A.G. Rhodes		1			1
Jersey City Medical Center		1			1
Community Care Center of Heritage House, LLC			1	100%	1
BAPTIST HOSPITAL EMPLOYEE HEALTH OFF			1	100%	1
ST PETERSBURG PEDIATRICS			1	100%	1
Rehab Select of Talladega		1			1
ALLEGANY COUNTY DEPARTMENT OF HEALTH		1			1
AURORA CONSOLIDATED LABORATORY			1	100%	1
CONTINENTAL HOME HEALTH CARE INC			1	100%	1
LabCorp L#09258295 M#09258285			1	100%	1
SISTERS MISSION			1	100%	1
PUBLIX PHARMACY #0332		1			1
MINUTECLINIC DIAGNOSTIC OF TN, PC 6438		1			1
MEDERI CARETENDERS VS OF SE FL LLC DBA			1	100%	1
TITUSVILLE TOWERS ASSISTED LIVING		1			1
SAINT ALPHONSUS REGIONAL MEDICAL CENTER			1	100%	1
LEXINGTON PLACE SENIOR LIVING COMMUNITY		1			1
FHPG_EXP CARE W HILLSBOROUGH			1	100%	1
UNIVERSITY OF MARYLAND PATHOLOGY ASSOCIATES			1	100%	1
ADVENTHEALTH MEDICAL GROUP PROMPT CAR			1	100%	1
CAH ACQUISITION COMPANY 11 LLC			1	100%	1
DIXITKUMAR N MODI MD PA			1	100%	1
MANASOTA PEDIATRICS			1	100%	1
WALGREENS #06025		1			1
Caldwell Care		1			1
WELLCARE URGENT CARE			1	100%	1
UNIVERSITY OF IOWA HOSPITALS & CLINICS			1	100%	1
MAYO CLINICAL LABORATORIES		1			1
THE MEDICAL CENTER AT BOWLING GREEN			1	100%	1
MEDAC AT PORTERS NECK			1	100%	1
PHYSICIAN ASSOCIATES, LLC			1	100%	1
GRAND VIEW HOSPITAL			1	100%	1
ST GERARD'S COMMUNITY OF CARE		1			1
WALGREENS #01398			1	100%	1
NORTH FLORIDA MEDICAL GROUP		1			1
MAYO CLINIC OUTPATIENT DIALYSIS CENTER			1	100%	1
PHYSICIANS URGENT CARE			1	100%	1

COVID-19: testing by laboratory

Data through Dec 25, 2020 verified as of Dec 26, 2020 at 09:25 AM

Data in this report are provisional and subject to change.

The numbers in the table below represent the number of Florida and non-Florida residents for whom test results were received by the Department of Health. A person can be tested by more than one laboratory and can have both positive and negative results. **Therefore, the sum of the numbers in each column will be larger than the total number of people tested.**

Reporting lab	Inconclusive	Negative	Positive	Percent positive	Total
Avante at Orlando		1			1
MINUTECLINIC DIAGNOSTIC OF NEW MEXICO LLC #7552		1			1
NEMOURS CHILDRENS PRIMARY CARE CLERMONT			1	100%	1
OAK HAVEN REHAB AND NURSING CENTER			1	100%	1
ATHENA CARE RESOURCES LLC		1			1
EXAC CARE CROSSVILLE		1			1
CVS MINUTE CLINIC #5836		1			1
DAVENPORT PEDIATRICS CLERMONT PA		1			1
NITIN BAWA PROFESSIONAL ASSOCIATES			1	100%	1
Village Crest Center for Health & Rehabilitation		1			1
DIGNITY HEALING LLC			1	100%	1
URGENT CARE OF FORT LAUDERDALE INC			1	100%	1
MINUTECLINIC, LLC #4507		1			1
CSL PLASMA LAB			1	100%	1
COLLINS NURSING HOME		1			1
MCH PHYSICIANS GROUP			1	100%	1
Valley Center (WV)			1	100%	1
CONSOLIDATED			1	100%	1
Douglas County Health Center		1			1
HEALTHCARE FOR THE HOMELESS			1	100%	1
INFECTION CONTROL DEPT			1	100%	1
CAROLINAS HEALTHCARE SYSTEM LAB			1	100%	1
ALLEGHENY GENERAL HOSPITAL			1	100%	1
MEMORIAL HEALTH SYSTEM		1			1
CVS HEALTH, #5962		1			1
DESERT HOSPITAL/CPHU CLINICAL LABORATORY			1	100%	1
LAKEVIEW HEALTH CARE SYSTEM LLC			1	100%	1
LAS PALMAS MEDICAL CENTER			1	100%	1
LAKELAND REGIONAL HEALTH PABLO			1	100%	1
VA OUTPATIENT PHARMACY			1	100%	1
CROSS CREEK HEALTH CARE		1			1
BROOKDALE OF SPRING HILL		1			1
CONWAY MEDICAL CENTER			1	100%	1
LOUISIANA STATE LAB			1	100%	1
DSI LABORATORIES-NAPLES-7TH			1	100%	1
ACCOMPLISHED HOME CARE		1			1
SANTA ROSA PEDIATRICS			1	100%	1
SOUTH BEND MEDICAL FOUNDATION			1	100%	1
MOUNT SINAI COMPREHENSIVE CANCER CENTER			1	100%	1
LIFEGUARD AMBULANCE SERVICE LLC - BAY COUNTY			1	100%	1
SILVERMAN			1	100%	1
PRIMEX CLINICAL LABORATORIES INC			1	100%	1
LAKE MARY OPTUM FLORIDA			1	100%	1
LAKELAND REGIONAL HEALTH PABLO			1	100%	1
LOWER KEYS COMMUNITY HEALTH CENTER			1	100%	1
ST VINCENTS AMBULATORY CARE INC			1	100%	1

COVID-19: testing by laboratory

Data through Dec 25, 2020 verified as of Dec 26, 2020 at 09:25 AM

Data in this report are provisional and subject to change.

The numbers in the table below represent the number of Florida and non-Florida residents for whom test results were received by the Department of Health. A person can be tested by more than one laboratory and can have both positive and negative results. **Therefore, the sum of the numbers in each column will be larger than the total number of people tested.**

Reporting lab	Inconclusive	Negative	Positive	Percent positive	Total
ST JOHNS PEDIATRICS PA		1			1
MINUTECLINIC DIAGNOSTIC OF RHODE ISLAN		1			1
CHILDREN'S MEDICAL CENTER-EAST ORLANDO			1	100%	1
OAKWOOD HOSPITAL - SOUTHSHORE			1	100%	1
BORINQUEN HEALTH CENTER			1	100%	1
TMH PHYSICIAN PARTNERS QUINCY			1	100%	1
PROMPT CARE OF CENTRAL FLORIDA LLC			1	100%	1
MEDEXPRESS URGENT CARE - WESTFIELD, E MAIN ST			1	100%	1
KETTERING MEDICAL CENTER			1	100%	1
Arlington Care Center			1	100%	1
EAST COAST INSTITUTE FOR RESEARCH LLC			1	100%	1
AVERA SACRED HEART HOSPITAL			1	100%	1
GOOD SAMARITAN HOSPITAL			1	100%	1
PROVIDENCE PORTLAND MEDICAL CENTER		1			1
ST FRANCIS MEDICAL CENTER			1	100%	1
MINUTECLINIC DIAG OF IND, LLC #6553		1			1
WARE EXPRESS CARE			1	100%	1
HALIFAX FAMILY HEALTH CENTER			1	100%	1
CARDIAC AND VASCULAR CONSULTANTS MD PA		1			1
CORPORATION OF AMERICA		1			1
ADVENTHEALTH SENIOR CARE AT ORMOND			1	100%	1
MEDEXPRESS URGENT CARE - BENTONVILLE		1			1
MEDEXPRESS URGENT CARE-BRENTWOOD		1			1
ADVANCE MD CARE			1	100%	1
YUMA REGIONAL MEDICAL CENTER			1	100%	1
LEHIGH MEDICAL AND RESEARCH CENTER, INC			1	100%	1
ENZO LABS INC			1	100%	1
HARBOUR ISLAND PEDIATRICS LLC			1	100%	1
SHANNON CLARK OD, PA			1	100%	1
LIFE CARE CENTER OF GWINNETT		1			1
HEALTHPARK MEDICAL CTR NURSING SVC		1			1
COBLESKILL REGIONAL HOSPITAL		1			1
ORLANDO FAMILY PHYSICIANS			1	100%	1
MINUTE CLINIC, LLC #1434		1			1
SOUTH DADE NURSING & REHABILITATION CENTER			1	100%	1
AVON PARK CLUSTER		1			1
Consulate Health Care of Tallahassee			1	100%	1
MINUTECLINIC DIAG OF IND, LLC #5369		1			1
JS HEALTHCARE			1	100%	1
ALABAMA REFERENCE LAB			1	100%	1
Longwood Community Living Center		1			1
MEDEXPRESS URGENT CARE - BECKLEY		1			1
CARE STATION MEDICAL GROUP		1			1
DIVERSE MEDICAL CARE LLC			1	100%	1
FIVE STAR PREMIER RESIDENCES OF POMPANO BEACH			1	100%	1
GENESIS HEALTH SYSTEM			1	100%	1

COVID-19: testing by laboratory

Data through Dec 25, 2020 verified as of Dec 26, 2020 at 09:25 AM

Data in this report are provisional and subject to change.

The numbers in the table below represent the number of Florida and non-Florida residents for whom test results were received by the Department of Health. A person can be tested by more than one laboratory and can have both positive and negative results. **Therefore, the sum of the numbers in each column will be larger than the total number of people tested.**

Reporting lab	Inconclusive	Negative	Positive	Percent positive	Total
LOGAN COUNTY HOSPITAL			1	100%	1
OAKMONTE VILLAGE OF DAVIE			1	100%	1
BUENA VIDA ESTATES			1	100%	1
Waddell Nursing & Rehab Center		1			1
MOSAIC MEDICAL CENTER MARYVILLE			1	100%	1
PROGENESIS INC			1	100%	1
VALLEY MEDICAL LABORATORY			1	100%	1
AZALEALAND NURSING HOME		1			1
NORTH FLORIDA CHILD DEVELOPMENT, INC			1	100%	1
Ravenwood Speciality Care		1			1
FAITH FAMILY PRACTICE			1	100%	1
FAST PACE MEDICAL CLINIC PLLC		1			1
BAPTIST HOSPITAL EAST			1	100%	1
CQUENTIA NGS, LLC			1	100%	1
EH FARGO HOSPITAL LABORATORY			1	100%	1
MURFREESBORO MEDICAL CLINIC		1			1
Niles Nursing and Rehab. Center		1			1
BROOKSVILLE REGIONAL HOSPITAL			1	100%	1
MEDICAL LIFE-INC GUIDEWELL EMERGENCY MEDICINE			1	100%	1
BEAUMONT REFERENCE LABORATORY			1	100%	1
ROSECASTLE OF JACKSONVILLE LLC			1	100%	1
Manassas Health & Rehab			1	100%	1
EXPEDIAN URGENT CARE			1	100%	1
CRANES VIEW LODGE			1	100%	1
Remarkable Healthcare Dallas			1	100%	1
TUSCAN ISLE CHAMPIONSGATE OP CO LLC		1			1
CHATSWORTH ASSISTED LIVING COMMUNITY AT PGA NATIONAL			1	100%	1
WILMINGTON NURSING AND REHAB			1	100%	1
VITAS HEALTHCARE CORPORATION OF FLORIDA			1	100%	1
HSRE-ASL CASSELBERRY TRS, LLC			1	100%	1
GWINNETT MEDICAL CENTER			1	100%	1
MEDEXPRESS URGENT CARE NORWIN		1			1
MEDEXPRESS URGENT CARE- FORT WORTH N T		1			1
WESTOX LABS		1			1
DEVITA		1			1
BAYSIDE URGENT CARE CENTER INC			1	100%	1
SYNAPSE ANALYTICAL LABS		1			1
ALL PRO ORTHOPEDICS & SPORTS MEDICINE, PA			1	100%	1
Kroger - KRO03400316			1	100%	1
NORTH FLORIDA MEDICAL CENTERS INC		1			1
SUN CITY DIAGNOSTIC CENTER			1	100%	1
WELLINGTON WEST 100176			1	100%	1
PANCARE HEALTH - BRUCE			1	100%	1
TENNOVA ER - SANGO			1	100%	1
MEDONE URGENT CARE			1	100%	1
PRIMECARE AT PORT ORANGE			1	100%	1

COVID-19: testing by laboratory

Data through Dec 25, 2020 verified as of Dec 26, 2020 at 09:25 AM

Data in this report are provisional and subject to change.

The numbers in the table below represent the number of Florida and non-Florida residents for whom test results were received by the Department of Health. A person can be tested by more than one laboratory and can have both positive and negative results. **Therefore, the sum of the numbers in each column will be larger than the total number of people tested.**

Reporting lab	Inconclusive	Negative	Positive	Percent positive	Total
Chateau Living Center			1	100%	1
DOCTORS HOSPITAL OF LAREDO			1	100%	1
SPECTRUM LABORATORY			1	100%	1
COMPASSION PEDIATRIC URGENT CARE LLC			1	100%	1
QUALITY LAB			1	100%	1
FULGENT GENETICS HOUSTON		1			1
POUDRE VALLEY HOSPITAL			1	100%	1
ADVANCED MEDICAL LABORATORIES (AML)			1	100%	1
NORWALK HOSPITAL			1	100%	1
QC LABORATORY			1	100%	1
FLORIDA HOSPITAL PHYSICIANS GROUP			1	100%	1
S-H THIRTY FIVE OPCO - LUTZ, LLC		1			1
WELLOW URGENT CARE-OSWEGO			1	100%	1
ULTIMATE ANALYSIS LABORATORY			1	100%	1
OPTIMAL MEDICINE INC		1			1
UNIVERSITY OF MIAMI MILLER SCHOOL			1	100%	1
PHYSICIANS PRIMARY CARE LEHIGH PEDS			1	100%	1
SMA BEHAVIORAL HEALTH SERVICES INC		1			1
MEDEXPRESS URGENT CARE - LAWRENCE		1			1
EXCEPTIONAL EMERGENCY CENTER			1	100%	1
HAMILTON COUNTY HEALTH DEPARTMENT		1			1
EI Paso Health Care Center			1	100%	1
PALM SPRINGS GENERAL HOSPITAL			1	100%	1
PUTNAM CO HOSPITAL-D/B/A ASBURY TOWERS		1			1
VISTA DEL SOL MED ASSOC		1			1
Bivins Pointe			1	100%	1
LABRADOR PRIMARY CARE CENTER			1	100%	1
MINUTE CLINIC DIAGNOSTIC MED GRP OF CA		1			1
Parkside Manor		1			1
WALGREENS #5130			1	100%	1
STONECREST MEDICAL CENTER		1			1
INTERNAL MEDICINE GROUP OF CENTRAL FLORIDA			1	100%	1
Washington County Nursing Home			1	100%	1
EXACCARE KINGSTON, LLC			1	100%	1
American Fork Care Center dba Heritage Care Center		1			1
HIGH DESERT COURT GROUP HOME			1	100%	1
EDGAR PRICE FAMILY & CHILDREN HEALTHCARE CENTER			1	100%	1
EASTSIDE MEDICAL CLINIC		1			1
CORDOVA FAMILY PRACTICE			1	100%	1
ADVANCE HEALTH AND WELLNESS SOLUTIONS			1	100%	1
SEACOAST PATHOLOGY PROFESSIONAL ASSOC		1			1
REGIONAL MEDICAL LABORATORY			1	100%	1
COLONIAL VILLA GOOD SAMARITAN CENTER		1			1
Carington Park			1	100%	1
ROAN MOUNTAIN MEDICAL CENTER			1	100%	1
BAPTIST EMERGENCY HOSPITAL KELLY			1	100%	1

COVID-19: testing by laboratory

Data through Dec 25, 2020 verified as of Dec 26, 2020 at 09:25 AM

Data in this report are provisional and subject to change.

The numbers in the table below represent the number of Florida and non-Florida residents for whom test results were received by the Department of Health. A person can be tested by more than one laboratory and can have both positive and negative results. **Therefore, the sum of the numbers in each column will be larger than the total number of people tested.**

Reporting lab	Inconclusive	Negative	Positive	Percent positive	Total
BLANCHARD VALLEY HOSPITAL LABORATORY			1	100%	1
SOUTHEAST MISSOURI HOSPITAL		1			1
FLORIDA MEDICAL CLINIC, LLC			1	100%	1
PLANT CITY FAMILY CARE		1			1
MEDICAL ARTS LABORATORY			1	100%	1
C V S / PHARMACY #4396		1			1
MEDEXPRESS URGENT CARE PORT HURON		1			1
SPINE & PAIN CONSULTANT PLLC		1			1
CLAYMED OF NORTH FLORIDA			1	100%	1
MINUTECLINIC DIAGNOSTIC OF TN PC #320		1			1
ESOTERIC LAB			1	100%	1
The Evangelical Lutheran Good Samaritan Society Prescott Village		1			1
VILLAGES HEALTH SYSTEM, LLC, THE			1	100%	1
Heritage Health of Peru			1	100%	1
UHEALTH CORAL SPRINGS			1	100%	1
OCCUPATIONAL HEALTH CENTER		1			1
TRIPLE O MEDICAL SERVICES INC			1	100%	1
ST.ELIZABETH HEALTH CENTER	1				1
CLINIC OF PEDIATRICS & GI MEDICINE INC			1	100%	1
WATERBURY HOSPITAL REFERENCE LAB			1	100%	1
BARRINGTON TERRACE NAPLES			1	100%	1
LP ELIZABETHTON		1			1
ADVANCED MEDICAL RESEARCH CENTER LLC			1	100%	1
NEW YORK PRESBYTERIAN HOSPITAL			1	100%	1
FLORIDA EPIDEMIOLOGY PROGRAM			1	100%	1
Kindred Hospital South Florida Hollywood SNU			1	100%	1
AMERICAN LAB LLC		1			1
CLINICAL TRIALS OF TAMPA LLC		1			1
GUIDEWELL EMERGENCY MEDICINE DOCTORS LLC			1	100%	1
MARTIN HEALTH PHYSICIAN GROUP			1	100%	1
Autumn Care of Suffolk		1			1
KEY TRAINING CENTER			1	100%	1
Mercy Manor Transition Center			1	100%	1
FLORIDA HOSPITAL ORMOND BEACH			1	100%	1
Florence Home		1			1
Robert Wood Johnson University Hospital			1	100%	1
EAST TENNESSEE STATE UNIVERSITY		1			1
NORTH SHORE MEDICAL CENTER - SALEM HOSPITAL			1	100%	1
BRUCE S WEST MD			1	100%	1
ADVANCED URGENT CARE PLLC		1			1
BEAUMONT HOSPITAL, GROSSE POINTE			1	100%	1
CLUB HEALTH AND REHABILITATION CENTER, THE		1			1
RABI SINHA, MD		1			1
DOC PAM PA		1			1
CHI ST. LUKE'S HEALTH BCM MEDICAL CENTER			1	100%	1
Redwood Springs Healthcare			1	100%	1

COVID-19: testing by laboratory

Data through Dec 25, 2020 verified as of Dec 26, 2020 at 09:25 AM

Data in this report are provisional and subject to change.

The numbers in the table below represent the number of Florida and non-Florida residents for whom test results were received by the Department of Health. A person can be tested by more than one laboratory and can have both positive and negative results. **Therefore, the sum of the numbers in each column will be larger than the total number of people tested.**

Reporting lab	Inconclusive	Negative	Positive	Percent positive	Total
ARDEN COURTS OF LELY PALMS☐			1	100%	1
UNIVERSITY OF NORTH CAROLINA HOSPITALS			1	100%	1
ATHENS LIMESTONE HOSPITAL		1			1
COMMUNITY MEDICAL CENTER-ORANGE CITY		1			1
TEVAPHARM			1	100%	1
PEDIATRIC ASSOCIATES - DORAL			1	100%	1
DEL PRADO MEDICAL CENTER, INC		1			1
SOUTH FLORIDA BAPTIST HOSPITAL			1	100%	1
THOMAS HOSPITAL			1	100%	1
UCH LAB			1	100%	1
CAREWELL 203			1	100%	1
MOUNT SINAI MEDICAL CENTER OF FLORIDA, INC			1	100%	1
West Bay of Tampa Center			1	100%	1
ARCADIA DIALYSIS CENTER			1	100%	1
HALEYVILLE HEALTH CARE CENTER		1			1
RIVERSIDE REGIONAL MED CENTER			1	100%	1
SMITH NORTHVIEW HOSPITAL LAB			1	100%	1
PEDIATRIC ASSOCIATES - JACKSONVILLE			1	100%	1
SOUTH MIAMI HOSPITAL			1	100%	1
MEDEXPRESS URGENT CARE - LINCOLN		1			1
EDWARD HOSPITAL			1	100%	1
EAST END PEDIATRICS		1			1
CARENOW URGENT CARE-HENDERSONVILLE		1			1
SARASOTA MEMORIAL HOSPITAL		1			1
Henry County Health and Rehabilitation		1			1
KENDALL PEDIATRICS PARTNERS LLC			1	100%	1
CENTRAL FL INTERNAL MEDICINE ASSOCIATES LLC		1			1
KAISER PERMANENTE REGIONAL REFERENCE LABORATORY		1			1
Luther Acres Manor		1			1
COASTAL SKIN SURGERY AND DERMATOLOGY PL		1			1
PRIME CARE FAMILY MEDICINE			1	100%	1
ADVENTHEALTH MEDICAL GROUP ADULT AND SENIOR HEALTH			1	100%	1
HIGHLANDS CLINICAL LABORATORY			1	100%	1
UNITED HEALTHCARE			1	100%	1
APS-SUMMIT CARE PHARMACY, LLC DBA OMNICARE		1			1
Long Beach Care Center			1	100%	1
WATERS EDGE ELEMENTARY SCHOOL			1	100%	1
Regency Square			1	100%	1
Iron County Medical Care Facility		1			1
PALM WEST INTERNIST PA			1	100%	1
NORDX			1	100%	1
BIOLOGICAL AND CHEMICAL EMERGENCIES LABORATORY			1	100%	1
HAVASU REGIONAL MEDICAL CENTER			1	100%	1
TAYLOR MANOR		1			1
PUBLIC HEALTH LABORATORIES			1	100%	1
Sears Coastal Nursing and Rehab		1			1

COVID-19: testing by laboratory

Data through Dec 25, 2020 verified as of Dec 26, 2020 at 09:25 AM

Data in this report are provisional and subject to change.

The numbers in the table below represent the number of Florida and non-Florida residents for whom test results were received by the Department of Health. A person can be tested by more than one laboratory and can have both positive and negative results. **Therefore, the sum of the numbers in each column will be larger than the total number of people tested.**

Reporting lab	Inconclusive	Negative	Positive	Percent positive	Total
PEDIATRIC ASSOCIATES - MIAMI LAKES		1			1
TAMPA GENERAL MEDICAL GROUP LABORATORY HEALTHPARK			1	100%	1
HEART HOSPITAL OF LAFAYETTE: EMERGENCY ROOM			1	100%	1
DIVERSICARE OF BIG SPRINGS		1			1
MID FLORIDA COMMUNITY SERVICES			1	100%	1
FRESENIUS MEDICAL CARE			1	100%	1
RHODE ISLAND DEPARTMENT OF HEALTH			1	100%	1
INTEGRATED GENETICS SEQUENOM		1			1
Portsmouth Health and Rehab			1	100%	1
ST PETE DIRECT PRIMARY CARE		1			1
DEPARTMENT OF HEALTH AND ENVIRONMENTAL CONTROL			1	100%	1
STARLING AT NOCATEE			1	100%	1
NFRC CLINICAL LAB			1	100%	1
DAUGHTERS OF SARAH NURSING CENTER		1			1
PREMIER FAMILY AND SPORTS MEDICINE LLC			1	100%	1
YOUR HEALTH PEDIATRICS			1	100%	1
TERRELL URGENT CARE			1	100%	1
SUSAN F. WILLIAMS M.D., P.A.			1	100%	1
UPSON REGIONAL MEDICAL CENTER			1	100%	1
ENCOMPASS HEALTH HOME HEALTH		1			1
DAVITA DIALYSIS-NORTH			1	100%	1
HARMONY HEALTHCARE ORLANDO INC		1			1
SMITH KLINE			1	100%	1
LAURELLWOOD NURSING CENTER		1			1
VALLEY HOSPITAL MEDICAL CENTER		1			1
JOHN KNOX MANOR INC II			1	100%	1
EVENTIDE LUTHERAN HOME		1			1
URGENT CARE COASTAL GA			1	100%	1
ST. VINCENT HOSPITAL			1	100%	1
BAPTIST HOSPITAL OF MIAMI MCI BROWARD LABORATORY			1	100%	1
TITUS REGIONAL MEDICAL CENTER			1	100%	1
CVS HEALTH, #2043		1			1
WINSHIPS PHARMACY INC		1			1
DERMDX, DIV OF AURORA DIAGNOSTICS/BERNHARDT LAB		1			1
Monument Health Strugis Care Center		1			1
VAULT MEDICAL SERVICES			1	100%	1
RIVIERA BEACH HEALTH CENTER LAB			1	100%	1
RAPID CITY REGIONAL HOSPITAL -579 ATTN. LABORATORY		1			1
CRESTAR LABS			1	100%	1
BMC/NASSAU			1	100%	1
PARKLAND HEALTH & HOSPITAL			1	100%	1
BUFFALO VAMC			1	100%	1
DOCTORS HEARING			1	100%	1
NHC Chattanooga			1	100%	1
ADVENTHEALTH IMAGING LAKE NONA			1	100%	1
Integrity Healthcare of Carbondale			1	100%	1

COVID-19: testing by laboratory

Data through Dec 25, 2020 verified as of Dec 26, 2020 at 09:25 AM

Data in this report are provisional and subject to change.

The numbers in the table below represent the number of Florida and non-Florida residents for whom test results were received by the Department of Health. A person can be tested by more than one laboratory and can have both positive and negative results. **Therefore, the sum of the numbers in each column will be larger than the total number of people tested.**

Reporting lab	Inconclusive	Negative	Positive	Percent positive	Total
WATERTOWN URGENT CARE		1			1
ST. LUKE'S HOSPITAL			1	100%	1
ATHENA PLASTIC SURGERY		1			1
MY URGENT CARE CLINIC			1	100%	1
SAN JOSE CLINIC		1			1
MADISON AT OVIEDO			1	100%	1
ALPHA 1 ANTITRYPSIN RESEARCH PROGRAM			1	100%	1
SONNI'S PEDIATRICS			1	100%	1
ASSOCIATED MD			1	100%	1
Central Park Healthcare & Rehabilitation Center		1			1
ST. MARY'S HOSPITAL			1	100%	1
ST CATHERINE HOSPITAL LABORATORY			1	100%	1
SUPERKIDS PEDIATRICS			1	100%	1
CELEBRATION HOSPITAL			1	100%	1
ST. PETERSBURG PEDIATRICS-SEMINOLE			1	100%	1
ST MARYS MEDICAL CENTER			1	100%	1
LABORATORIO BUENA SALUD			1	100%	1
NHC HealthCare St. Charles		1			1
DONALSONVILLE HOSPITAL			1	100%	1
SUMMIT LABORATORY			1	100%	1
NIBHA MEDIRATTA MD PL			1	100%	1
RAMBAM URGENT CARE			1	100%	1
ST JOHNS EPISCOPAL HOSPITAL SOUTH SHORE		1			1
CORIZON HEALTH INC			1	100%	1
CARESPOT - OCOEE			1	100%	1
BOONE DRUG & HEALTHCARE AT DEERFIELD			1	100%	1
ARLINGTON ADULT RESIDENTIAL FACILITY, INC			1	100%	1
PM PEDIATRICS PC			1	100%	1
Life Care Center of Estero			1	100%	1
MEDEXPRESS URGENT CARE-SALINA, S 9TH ST		1			1
BEAUFORT MEMORIAL			1	100%	1
NORTH SHORE HEMATOLOGY-ONCOLOGY ASSOCI		1			1
SHARON REGIONAL MEDICAL CENTER			1	100%	1
THE CHILDREN'S HOSPITAL OF PHILADELPHIA		1			1
JACKSONVILLE STATEFL			1	100%	1
Tremont Health & Rehabilitation Center		1			1
LAB PLUS, LLC			1	100%	1
ADVENT HEALTH - OWASA			1	100%	1
MEDEXPRESS URGENT CARE, FAIRMONT		1			1
DR PHILLIPS CENTER FOR WELLNESS		1			1
INDIAN RIVER CLINICAL LABORATORY, INC.		1			1
SYNEOS HEALTH			1	100%	1
HEALTH PLUS SUNRISE MEDICAL OFFICE			1	100%	1
LABORATORIO MEDICO CENTRAL CONDOMINO MD			1	100%	1
Signature Healthcare of Savannah		1			1
CONCIERGE INTERNAL MEDICINE ASSOCIATES			1	100%	1

COVID-19: testing by laboratory

Data through Dec 25, 2020 verified as of Dec 26, 2020 at 09:25 AM

Data in this report are provisional and subject to change.

The numbers in the table below represent the number of Florida and non-Florida residents for whom test results were received by the Department of Health. A person can be tested by more than one laboratory and can have both positive and negative results. **Therefore, the sum of the numbers in each column will be larger than the total number of people tested.**

Reporting lab	Inconclusive	Negative	Positive	Percent positive	Total
MEMORIAL HERMANN SOUTHWEST HOSPITAL			1	100%	1
TALLAHASSEE PRIMARY CARE ASSOCIATES PA			1	100%	1
PRIMACARE MEDICAL LAKEWOOD			1	100%	1
COVID RAPID LABS			1	100%	1
HEALTH FIRST MEDICAL GROUP LLC			1	100%	1
Birmingham Nursing & Rehab Center		1			1
LOPEZ		1			1
UF HEALTH - WILDLIGHT			1	100%	1
LAKE COMMUNITY ACTION AGENCY		1			1
LCMC LAB SUBSECTION		1			1
HEALTH ALLIANCE			1	100%	1
Lutheran Community at Telford		1			1
RHODE ISLAND DEPARTMENT OF HEALTH LABORATORIES			1	100%	1
ELLIS HOSPITAL URGENT CARE CENTER LAB		1			1
CATHEDRAL GERONTOLOGY CENTER DBA CATHEDRAL CARES			1	100%	1
VETERANS AFFAIRS MEDICAL CENTER - EAST ORANGE			1	100%	1
DIAGNOSTIC & MEDICAL SPECIALISTS OF GREENWICH		1			1
ST CLOUD COMPOUNDING PHARMACY & WELLNESS CENTER		1			1
HAWAII DEPARTMENT OF HEALTH LAB			1	100%	1
PROVIDENCE ST PETER HOSPITAL		1			1
HENRICO DOCTOR'S LABORATORY			1	100%	1
IVAN, MAYA			1	100%	1
CAROMONT HEALTH			1	100%	1
MEDEXPRESS URGENT CARE - LITTLE ROCK		1			1
TWIN			1	100%	1
PALM BEACH COUNTY HEALTH DEPT.			1	100%	1
PARK AVENUE DERMATOLOGY NORTH			1	100%	1
COMMUNICABLE DISEASE CONTROL/PUBLIC HEALTH EMERGENCY PREPAREDNESS			1	100%	1
TAMPA URGENT CARE			1	100%	1
ARNOLD PALMER HOSPITAL LAB POCT		1			1
Metairie Healthcare Center			1	100%	1
BASCOM PALMER-MICRO LAB			1	100%	1
PARTNERS IN PRIMARY CARE		1			1
OCALA REGIONAL KIDNEY CENTER EAST			1	100%	1
DEPARTMENT OF HEALTH/ NEW YORK			1	100%	1
NEW ERA HEALTH CENTER INC		1			1
DUKE UNIVERSITY POINT OF CARE TESTING PROGRAM			1	100%	1
HOWELL BRANCH COURT			1	100%	1
Vibrantlife of El Paso Rehabilitation Center			1	100%	1
TRAVIS LEE THOMPSON MD			1	100%	1
MINUTECLINIC INCORPORATE, LLC		1			1
SHAH			1	100%	1
PHYSICIANS PREMIER			1	100%	1
FLAGLER CARE CENTER			1	100%	1
GEORGE WASHINGTON UNIVERSITY HOSPITAL			1	100%	1
MINUTE-CLINIC DIAGNOSTIC OF VIRGINIA,		1			1

COVID-19: testing by laboratory

Data through Dec 25, 2020 verified as of Dec 26, 2020 at 09:25 AM

Data in this report are provisional and subject to change.

The numbers in the table below represent the number of Florida and non-Florida residents for whom test results were received by the Department of Health. A person can be tested by more than one laboratory and can have both positive and negative results. **Therefore, the sum of the numbers in each column will be larger than the total number of people tested.**

Reporting lab	Inconclusive	Negative	Positive	Percent positive	Total
Imperial Healthcare Centre			1	100%	1
STATE OF FLORIDA			1	100%	1
JOSEPH SCHENKER MD PC		1			1
CFCH - FROSTPROOF			1	100%	1
HCL LABORATORIES			1	100%	1
CHESAPEAKE REGIONAL MEDICAL CENTER			1	100%	1
SENDER RETREAT ADULT DAY CARE CENTERS			1	100%	1
NASSAU UNIVERSITY MEDICAL CENTER DEPT		1			1
TANGLEWOOD MANOR		1			1
SIMMONS			1	100%	1
SOUTH FLORIDA URGENT CARE CENTERS, LLC			1	100%	1
CAREHERE LLC			1	100%	1
ICARE		1			1
NORTHSIDE HOSPITAL DULUTH			1	100%	1
WALGREEN#12147		1			1
KANSAS CITY VA MEDICAL CENTER			1	100%	1
MORGAN STANELY HEALTH CENTER		1			1
TREASURE COAST PRIMARY CARE		1			1
Cortland Acres Association		1			1
SAINT BARNABAS MEDICAL CENTER		1			1
VIVEX/UMTB BIOMEDICAL			1	100%	1
HEALTHCARE ASSOCIATES OF IRVING, LLP			1	100%	1
LIFELINK OF FLORIDA			1	100%	1
DASCENA LAB			1	100%	1
MEDEXPRESS URGENT CARE, BELLE VERNON		1			1
OSF ST JOSEPH MEDICAL CENTER			1	100%	1
ST VINCENT'S AMBULATORY CARE INC			1	100%	1
CRUSADER COMMUNITY HEALTH			1	100%	1
NEW ERA COMMUNITY HEALTH CENTER LLC		1			1
KANA MEDICAL			1	100%	1
MINUTECLINIC DIAGNOSTIC OF TN, PC 6304		1			1
CAREWELL URGENT CARE FITCHBURG			1	100%	1
DOCTORS MEMORIAL HOSP HOME HEALTH CARE		1			1
LEGACY AT HIGHWOODS PRESERVE		1			1
BROOKSHIRE, THE			1	100%	1
Community Compassion Center of Batesville			1	100%	1
DUKE HEALTH REGIONAL HOSPITAL			1	100%	1
441 URGENT CARE CENTER - BROWNWOOD			1	100%	1
FAIRFIELD MEDICAL CENTER			1	100%	1
SYNERGENE LABORATORY			1	100%	1
FALMOUTH BY THE SEA			1	100%	1
MID FLORIDA BIOLOGICALS			1	100%	1
SANITAS RESEARCH LLC			1	100%	1
MONMOUTH MEDICAL CENTER		1			1
Memorial Health Care Center			1	100%	1
ARIZA WELLNESS CARE LLC			1	100%	1

COVID-19: testing by laboratory

Data through Dec 25, 2020 verified as of Dec 26, 2020 at 09:25 AM

Data in this report are provisional and subject to change.

The numbers in the table below represent the number of Florida and non-Florida residents for whom test results were received by the Department of Health. A person can be tested by more than one laboratory and can have both positive and negative results. **Therefore, the sum of the numbers in each column will be larger than the total number of people tested.**

Reporting lab	Inconclusive	Negative	Positive	Percent positive	Total
OLEAN GENERAL HOSPITAL		1			1
MINUTECLINIC, LLC #07852		1			1
GOSHEN HOSPITAL			1	100%	1
HORIZON MEDICAL CENTER			1	100%	1
QUALITY CLINICAL LAB LLC			1	100%	1
DEPARTMENT OF HEALTH BUREAU OF FAMILY		1			1
OCALA REGIONAL DIALYSIS- NORTH			1	100%	1
EXPRESS CARE OF THE SHOALS		1			1
REFERENCE LABORATORY			1	100%	1
HOLLAND COMMUNITY HOSPITAL		1			1
FAYETTE MEDICAL CENTER LAB		1			1
Lenox on the Lake			1	100%	1
COMMUNITY PHYSICIANS OF NORTH PORT PA			1	100%	1
WALGREENS #15291		1			1
Waters of Covington		1			1
MEDEXPRESS URGENT CARE-MT PLEASANT			1	100%	1
Broomall Manor		1			1
MILFORD REGIONAL HOSPITAL			1	100%	1
MIDWAY SPECIALTY CARE CENTER INC		1			1
RIVERSIDE METHODIST HOSPITAL LAB			1	100%	1
ELEMENTS PHARMACY			1	100%	1
HIGHLAND PARK LAKEWOOD PRESTON HOLLOW			1	100%	1
Eddy Memorial Geriatric Center		1			1
Medicalodges Neosho			1	100%	1
SPECIALTY DRUG TESTING			1	100%	1
MEMORIAL HEALTH UNIVERSITY MEDICAL CENTER			1	100%	1
WEST DADE PEDIATRICS			1	100%	1
OCEAN MEDICAL CENTER		1			1
THE EDGEWATER AND WATERMAN VILLAGE			1	100%	1
STEWART FLORIDA ALF, INC			1	100%	1
SANTA CLARA VALLEY MEDICAL CENTER			1	100%	1
MEDEXPRESS-DOVER		1			1
FLAGLER PROFESSIONAL HEALTH CARE SERVICES INC		1			1
Heartland of Perrysburg		1			1
ST JOHNS MEDICAL CENTER		1			1
RIVERSIDE MEDICAL CENTER		1			1
Victory Health and Rehabilitation			1	100%	1
MT CARMEL PHARMACY INC		1			1
Ramsey Village		1			1
IRA FIALKO DO			1	100%	1
USC VERDUGO HILLS HOSPITAL			1	100%	1
MDS PHARMA SERVICES		1			1
Glen Oaks Health and REhabilitation		1			1
ALLIED PHYSICIANS GROUP		1			1
HOLYOKE MEDICAL CENTER			1	100%	1
LAB. CORP. OF AMERICA			1	100%	1

COVID-19: testing by laboratory

Data through Dec 25, 2020 verified as of Dec 26, 2020 at 09:25 AM

Data in this report are provisional and subject to change.

The numbers in the table below represent the number of Florida and non-Florida residents for whom test results were received by the Department of Health. A person can be tested by more than one laboratory and can have both positive and negative results. **Therefore, the sum of the numbers in each column will be larger than the total number of people tested.**

Reporting lab	Inconclusive	Negative	Positive	Percent positive	Total
TALLAHASSEE MEMORIAL HEALTHCARE			1	100%	1
THE INTERNAL MEDICAL GROUP		1			1
FASTCARE LLC			1	100%	1
ANDREWS			1	100%	1
Accordius Health at Gastonia			1	100%	1
CLINTON DRUG STORE		1			1
MINUTE CLINIC DIAG OF IND LLC #8674		1			1
Riverside Nursing & Rehabilitation Center		1			1
Oak Hill Health & Rehabilitation Center			1	100%	1
ADVANCE GASTROENTEROLOGY			1	100%	1
SUNY AT STONY BROOK			1	100%	1
PARKWAY REGIONAL MEDICAL CENTER LAB			1	100%	1
VELOCITY URGENT CARE			1	100%	1
PROVIDENCE HOSPITAL			1	100%	1
SPECTRUM LUDINGTON			1	100%	1
HOLMES FAMILY PRACTICE PA			1	100%	1
MINUTECLINIC DIAGNOSTIC MED GRP OF ORA			1	100%	1
DOYLESTOWN HOSPITAL			1	100%	1
SPRINGFIELD HOSPITAL			1	100%	1
MANATEE MEMORIAL HOSPITAL CLINICAL LABORATORY			1	100%	1
ASCENSION ST VINCENT'S MEDICAL CENTER			1	100%	1
TMH URGENT CARE CENTER			1	100%	1
Oakview Manor Health and Rehab		1			1
IDAHO HEALTH DEPARTMENT			1	100%	1
CLINICAL LABORATORY DEPARTMENT			1	100%	1
HANCOCK REGIONAL HOSPITAL		1			1
REGIONAL MEDICAL CENTER BAYONET POINT			1	100%	1
INNOVATIVE HEALTH DIAGNOSTIC OF CALIFORNIA			1	100%	1
BHA TITUSVILLE CLINIC			1	100%	1
PSL JAX BEACH OPERATIONS LLC			1	100%	1
KIDSVILLE PEDIATRICS IV PA		1			1
WOODHOUSE INC		1			1
LIFELINK TRANSPLANT INSTITUTE LAB			1	100%	1
STEPHENS COUNTY HOSPITAL			1	100%	1
CAREHERE HUDSON BAY			1	100%	1
Flagler Health and Rehabilitation			1	100%	1
PINELLAS CHD - CLEARWATER			1	100%	1
BASCOM PALMER EYE INSTITUTE			1	100%	1
MEDEXPRESS URGENT CARE - HADLEY		1			1
CLEVELAND CLINIC OHIO LABORATORIES			1	100%	1
NORTHEAST PEDIATRICS			1	100%	1
ORLANDO PHYSICIAN NETWORK		1			1
WELLINGTON REGIONAL MEDICAL CENTER			1	100%	1
FLORIDA CLINICAL RESEARCH CENTER, LLC			1	100%	1
JOHNSON & JOHNSON VISION CARE-VISTAKON			1	100%	1
CHOTA COMMUNITY HEALTH SERVICES		1			1

COVID-19: testing by laboratory

Data through Dec 25, 2020 verified as of Dec 26, 2020 at 09:25 AM

Data in this report are provisional and subject to change.

The numbers in the table below represent the number of Florida and non-Florida residents for whom test results were received by the Department of Health. A person can be tested by more than one laboratory and can have both positive and negative results. **Therefore, the sum of the numbers in each column will be larger than the total number of people tested.**

Reporting lab	Inconclusive	Negative	Positive	Percent positive	Total
YOUR KIDS URGENT CARE			1	100%	1
CLARKSVILLE MANOR INC		1			1
COMPASSION PEDIATRICS			1	100%	1
OMNI HEALTHCARE INC			1	100%	1
SCRIPPS CLINIC MEDICAL			1	100%	1
LIFE CARE CENTER OF HILTON HEAD		1			1
THYROID SPECIALTY LABORATORY			1	100%	1
METHODISM MIDLOTHIAN MEDICAL CENTER			1	100%	1
CFHC - FROSTPROOF			1	100%	1
Masonic Medical Research Institute			1	100%	1
NONA MEDICAL ARTS		1			1
CAREWELL JW - WORCESTER LNC			1	100%	1
MIAMI CHILDRENS HOSPITAL MIDTOWN OUTPATIENT CENTER			1	100%	1
EVANS FAMILY CARE PA			1	100%	1
COLONIAL MEDICAL CENTER-EAST ORLANDO			1	100%	1
ROYAL PALM PEDIATRICS			1	100%	1
Trucare Living Centers - Columbus		1			1
SERENADES BY SONATA		1			1
GENESIS FAMILY PRACTICE			1	100%	1
MERCY - NORTH IOWA			1	100%	1
ROCKLEDGE HEALTH & REHABILITATION CENTER			1	100%	1
CLERMONT HEALTH DEPARTMENT			1	100%	1
PHYSICIANS CARE		1			1
OHIO VALLEY MANOR NURSING &		1			1
OMNI HEALTHCARE URGENT CARE			1	100%	1
Ash Flat Healthcare and Rehabilitation Center			1	100%	1
BAYFRONT HEAL WOUND CARE AND HYPERBARIC CENTER			1	100%	1
URGENT DOC -NACOGODOCHES CLINIC			1	100%	1
ENCOMPASS HEALTH REHABILITATION HOSPITAL OF LARGO			1	100%	1
FAMILY PRACTICE OF CENTRAL FLORIDA PA			1	100%	1
Crisp Regional Nursing and Rehab Center		1			1
BLOOMINGDALE PEDIATRIC ASSOCIATES PA			1	100%	1
PEACHEALTH LABORATORIES		1			1
KINGWOOD EMERGENCY HOSPITAL			1	100%	1
FAMILY PRACTICE ASSOCIATES		1			1
DE TAR HOSPITAL			1	100%	1
UMMC MIDTOWN CAMPUS			1	100%	1
AUTUMN HOUSE			1	100%	1
PCR DIAGNOSTICS			1	100%	1
CARESPOT URGENT CARE		1			1
CHP COVID-19 (TX)			1	100%	1
CONVENIENT MEDICAL AND HEALTH SERVICES			1	100%	1
MORNINGSIDE NURSING AND REHABILITATION		1			1
MINUTECLINIC, LLC #1431		1			1
MINUTE CLINIC DIAGNOSTIC OF KANSAS PA		1			1
ILLINOIS DEPT OF PUBLIC HEALTH LABS			1	100%	1

COVID-19: testing by laboratory

Data through Dec 25, 2020 verified as of Dec 26, 2020 at 09:25 AM

Data in this report are provisional and subject to change.

The numbers in the table below represent the number of Florida and non-Florida residents for whom test results were received by the Department of Health. A person can be tested by more than one laboratory and can have both positive and negative results. **Therefore, the sum of the numbers in each column will be larger than the total number of people tested.**

Reporting lab	Inconclusive	Negative	Positive	Percent positive	Total
ADVENTHEALTH MEDICAL GROUP COMMUNITY MEDICINE			1	100%	1
MED CHOICE CENTER OF NORTH MIAMI			1	100%	1
HACKENSACK UNIVERSITY MEDICAL CENTER		1			1
KIDSVILLE PEDIATRICS III PA			1	100%	1
INHEALTH LIFE SCIENCES LLC			1	100%	1
TIMPANOGOS REGIONAL HOSPITAL			1	100%	1
VANAJA SUREDDI MD PA			1	100%	1
PLEASANT RIDGE MANOR WEST		1			1
LAKE HOWARD HEIGHTS		1			1
ELITE CARE			1	100%	1
SEATTLE-KING COUNTY			1	100%	1
ROCKWALL URGENT CARE			1	100%	1
PHYSICIANS QUALITY CARE			1	100%	1
WINCHESTER MEDICAL CENTER			1	100%	1
LANTANA HC LAB			1	100%	1
STANDIFER PLACE		1			1
CARING PROFESSIONAL HEALTH CARE LLC		1			1
Manor Care of Dallastown d/b/a ManorCare Health Services - Dallastown		1			1
OCALA RKC EAST HEMO #1			1	100%	1
MEDEXPRESS URGENT CARE - WICHITA, N MAIZE RD		1			1
UMHC HOLLYWOOD LABORATORY			1	100%	1
MEDEXPRESS URGENT CARE - CONWAY		1			1
Alden North Shore			1	100%	1
ST MARY'S OF SAGINAW		1			1
ManorCare Rehabilitation Center- Decatur		1			1
ATRIA TAMARAC			1	100%	1
BERKSHIRE MEDICAL CENTER			1	100%	1
VIRGINIA UROLOGY		1			1
DOCTOR'S IN-HOUSE LAB/COMMUNITY HEALTH CENTERS OF PINELLAS - JOHNNIE R			1	100%	1
BODYK			1	100%	1
WHEATON FRANCISCAN LABORATORY			1	100%	1
MEMORIAL HOSPITAL OF TAMPA			1	100%	1
JACK M MATHENY II MD			1	100%	1
MID-FLORIDA CANCER CENTERS		1			1
MEMORIAL HOSPITAL LOS BANOS			1	100%	1
PINEVILLE PHARMACY			1	100%	1
WELLMED AT FORT PIERCE		1			1
LEE MEMORIAL HOSPITAL BLOOD GAS LAB			1	100%	1
GOSHEN MEDICAL CENTER			1	100%	1
DEPARTMENT OF HEALTH SERVICES			1	100%	1
BRIDGEWATER PARK ASSISTED LIVING LLC			1	100%	1
PRINCIPLE DIAGNOSTICS LLC			1	100%	1
NEIGHBORCARE PHARMACY SERVICES		1			1
VA OPTOMETRY CLINIC			1	100%	1
XSTREMEMD			1	100%	1
Kroger - KRO70300083			1	100%	1

COVID-19: testing by laboratory

Data through Dec 25, 2020 verified as of Dec 26, 2020 at 09:25 AM

Data in this report are provisional and subject to change.

The numbers in the table below represent the number of Florida and non-Florida residents for whom test results were received by the Department of Health. A person can be tested by more than one laboratory and can have both positive and negative results. **Therefore, the sum of the numbers in each column will be larger than the total number of people tested.**

Reporting lab	Inconclusive	Negative	Positive	Percent positive	Total
CACERES SPECIALIZED GYNECOLOGY		1			1
LEE MEMORIAL HOSPITAL OUTPATIENT SURGERY CENTER			1	100%	1
THE HEART HOSPITAL BAYLOR PLANO			1	100%	1
MERITUS MEDICAL CENTER			1	100%	1
MISSOURI DEPARTMENT OF HEALTH AND SENIOR SERVICES - STATE PH LAB		1			1
Greystone Health Care Center		1			1
MEDICAL CENTER OF CENTRAL GEORGIA			1	100%	1
STUART SURGERY CENTER, LLC			1	100%	1
BLUEWATER TOXICOLOGY			1	100%	1
AMERICAN HEALTH ASSOCIATES INC			1	100%	1
MALUHIA		1			1
SEASONS HOSPICE AND PALLIATIVE CARE OF			1	100%	1
MINUTECLINIC, LLC #4682		1			1
SUNCREST OMNI		1			1
ADVENTHEALTH MEDICAL GROUP OBSTETRICS			1	100%	1
DAVID LAWRENCE CENTER INC			1	100%	1
LOUNDY		1			1
CVS MINUTE CLINIC DIAG OF IND, LLC #6549		1			1
EMERGENCY CARE SERVICES LAB AT JFK MEDICAL CENTER			1	100%	1
RICHICHI FAMILY HEALTH			1	100%	1
LANCASHIRE HALL NURSING AND REHABILITATION CENTER		1			1
MIAMI RESCUE MISSION CLINIC INC			1	100%	1
ANDREWS INSTITUTE AMBULATORY SURGERY CENTER		1			1
MERCYONE DES MOINES MEDICAL CENTER			1	100%	1
Harbert Hills Academy Nursing Home		1			1
SV MOBILE HEALTH			1	100%	1
HELEN HAYES HOSPITAL LABORATORY		1			1
HARDEE COUNTY FIRE RESCUE		1			1
MIDDLEBURG PEDIATRICS			1	100%	1
ACCURATE HEALTH SERVICES CORP			1	100%	1
DOCTORS CARE OF PALM COAST			1	100%	1
MICROBIOLOGY DEPARTMENT			1	100%	1
MINUTECLINIC DIAGNOSTIC OF TN, PC 374		1			1
MEDICAL CLINIC OF HOUSTON			1	100%	1
ST. LUKES HOSPITAL			1	100%	1
CVS MINUTE CLINIC DIAGNOSTIC MED GRP OF CAL		1			1
BAYFRONT FAMILY HEALTH CENTER			1	100%	1
MARINA DEL REY HOSPITAL LAB			1	100%	1
KNOX COMMUNITY HOSPITAL			1	100%	1
CALIFORNIA PUBLIC HEALTH LABORATORY			1	100%	1
CORNERSTONE OF RECOVERY INC		1			1
JUPITER PEDIATRIC ASSOCIATES, PA			1	100%	1
Elm Crest Senior Living Community		1			1
OXY-GENLAB			1	100%	1
NICKLAUS CHILDREN'S DORAL OUTPATIENT CENTER			1	100%	1
NEMOURS CHILDREN'S PRIMARY CARE, ST CLOUD			1	100%	1

COVID-19: testing by laboratory

Data through Dec 25, 2020 verified as of Dec 26, 2020 at 09:25 AM

Data in this report are provisional and subject to change.

The numbers in the table below represent the number of Florida and non-Florida residents for whom test results were received by the Department of Health. A person can be tested by more than one laboratory and can have both positive and negative results. **Therefore, the sum of the numbers in each column will be larger than the total number of people tested.**

Reporting lab	Inconclusive	Negative	Positive	Percent positive	Total
INLET CONCIERGE MEDICINE			1	100%	1
ISLANDS ASSISTED LIVING FACILITY,THE			1	100%	1
Garden Isle Healthcare and Rehabilitation Center		1			1
GREATER TAMPA AT HOME			1	100%	1
CARESOUTH HHA HOLDINGS OF TALLAHASSEE LLC		1			1
MINUTECLINIC, LLC, DBA MINUTECLINIC #6		1			1
AMD			1	100%	1
CLEVELAND HEARTLAB			1	100%	1
SURGERY CENTER, THE			1	100%	1
JACKSON MADISON CO. GEN. HOSPITAL			1	100%	1
ST. MARY MEDICAL CENTER		1			1
EAST RIDGE RETIREMENT VILLAGE INC		1			1
SOUTHEASTERN PATHOLOGY ASSOCIATES			1	100%	1
MADISON FACILITY INC			1	100%	1
Kroger - KRO03500568			1	100%	1
MD NOW URGENT CARE			1	100%	1
GRACE HEALTHCARE OF LAKE WALES		1			1
ER NEAR ME HULEN		1			1
NORTH SHORE HEMATOLOGY-ONCOLOGY ASSOCIATES PC		1			1
Princeton Place			1	100%	1
LEHIGH PULMONARY ASSOCIATES			1	100%	1
FAMILY MEDICAL CENTER		1			1
MEDEXPRESS URGENT CARE - FORT SMITH		1			1
LAKESIDE MEDICAL CENTER		1			1
GRAND VILLA OF PINELLAS PARK			1	100%	1
LITTLE FALLS HOSPITAL LABORATORY		1			1
FRESENIUS SOUTH FORT MYERS		1			1
LAKE LURE HEALTH CENTER			1	100%	1
HIBISCUS COURT			1	100%	1
ORMOND MEDICAL ARTS FAMILY PRACTICE PL			1	100%	1
COMMUNITY			1	100%	1
SOUTHWEST REGIONAL PCR LABORATORY			1	100%	1
BAYCARE OUTREACH LAB			1	100%	1
SOUTHERN SPRINGS HEALTH CARE		1			1
Chateau Girardeau			1	100%	1
HUNEYCUTT FAMILY PRACTICE			1	100%	1
ADVENTHEALTH MEDICAL GROUP FAMILY AND INTERNAL			1	100%	1
LEELANAU OPCO, LLC		1			1
BLOOD SYSTEMS LABORATORIES			1	100%	1
ADVENTHEALTH MEDICAL GROUP FAMILY MEDICINE AT RDV		1			1
Senatobia Healthcare & Rehab		1			1
Good Samaritan Society Waukon		1			1
GENESEE COUNTY HEALTH DEPARTMENT		1			1
MEDSTAR HEALTH URGENT CARE			1	100%	1
HOUSTON METHODIST HOSPITAL			1	100%	1
SANTA MONICA CA-UCLA MC			1	100%	1

COVID-19: testing by laboratory

Data through Dec 25, 2020 verified as of Dec 26, 2020 at 09:25 AM

Data in this report are provisional and subject to change.

The numbers in the table below represent the number of Florida and non-Florida residents for whom test results were received by the Department of Health. A person can be tested by more than one laboratory and can have both positive and negative results. **Therefore, the sum of the numbers in each column will be larger than the total number of people tested.**

Reporting lab	Inconclusive	Negative	Positive	Percent positive	Total
CHILDRENS SPECIALIST PEDIATRIC PULMMOLOGY &			1	100%	1
PENSACOLA PATHOLOGY		1			1
SIGNATURE CARE COLLEGE STATION			1	100%	1
MEDCARE QUALITY MEDICAL CENTER LLC			1	100%	1
MEDEXPRESS URGENT CARE - LINCOLN N 26T		1			1
WELLMED AT APOLLO BEACH BLVD			1	100%	1
INDIANA STATE DEPARTMENT OF HEALTH CLINIC MICROBIOLOGY		1			1
C A R E S		1			1
PULSE MEDICAL GROUP INC			1	100%	1
STAMFORD HOSPITAL			1	100%	1
THEDACARE FAMILY MEDICINE GATEWAY			1	100%	1
ACCESS FAMILY CARE LLC			1	100%	1
MEDICAL CITY NORTH HILLS			1	100%	1
PRISMA HEALTH TUOMEY LABORATORY			1	100%	1
Arch Plaza Nursing and Rehabilitation Center			1	100%	1
MINUTE CLINIC LLC #0169		1			1
MEDEXPRESS URGENT CARE-CHIPPEWA		1			1
USF PHYSICIANS GROUP			1	100%	1
BAYCARE OUTREACH LAB WH SOUTH			1	100%	1
HALIFAX HEALTH PRIMARY CARE			1	100%	1
CANDLER HOSPITAL			1	100%	1
FLORIDA CLINICAL LABORATORY INC DBA			1	100%	1
HARBOR BEACH NURSING AND REHABILITATION CENTER			1	100%	1
SOLARIS HEALTHCARE PLANT CITY		1			1
MINUTE CLINIC DIAGNOSTIC PA			1	100%	1
TITUSVILLE REHABILITATION AND NURSING CENTER		1			1
ASHLEY CLINICAL DIAGNOSTIC LABORATORY			1	100%	1
ADVANCED RESEARCH AND DIAGNOSTIC LABORATORY UNIVERSITY OF MINNESOTA			1	100%	1
PALM BEACH DIABETES AND ENDOCRINE SPECIALISTS, PA			1	100%	1
UNIVERISTY OF MIAMI			1	100%	1
LUVERNE HEALTH AND REHABILITATION		1			1
ARDEN COURTS OF SEMINOLE			1	100%	1
CERMAK HEALTH SERVICES			1	100%	1
MEDICAL ASSOCIATES OF PINELLAS - LAB			1	100%	1
BAYOU URGENT CARE			1	100%	1
MARYLAND DEPARTMENT OF HEALTH AND MENTAL HYGIENE-LABORATORIES			1	100%	1
MANSFIELD MEDICAL LODGE			1	100%	1
MAYO CLINIC BEACHES PRIMARY CARE CTR		1			1
HELGEMO & LIOU PEDIATRICS			1	100%	1
SHAMRA MEDICAL LABORATORY			1	100%	1
FIU HEALTH CARE CENTER			1	100%	1
SKY RIDGE MEDICAL CENTER - MICRO			1	100%	1
The Palms Nursing and Rehabilitation		1			1
SOUTHERN BREEZE HEALTHCARE			1	100%	1
SUMMERFIELD PAIN MANAGEMENT			1	100%	1
UHS BINGHAMTON GENERAL			1	100%	1

COVID-19: testing by laboratory

Data through Dec 25, 2020 verified as of Dec 26, 2020 at 09:25 AM

Data in this report are provisional and subject to change.

The numbers in the table below represent the number of Florida and non-Florida residents for whom test results were received by the Department of Health. A person can be tested by more than one laboratory and can have both positive and negative results. **Therefore, the sum of the numbers in each column will be larger than the total number of people tested.**

Reporting lab	Inconclusive	Negative	Positive	Percent positive	Total
MINUTECLINIC, LLC #1492		1			1
GEORGETOWN URGENT CARE			1	100%	1
SPRINGHILL SENIOR RESIDENCE		1			1
UPMC NORTHWEST HOSPITAL			1	100%	1
LIFESPAN HEALTH - SELMER		1			1
AMI ST FRANCIS HOSPITAL LABORATORY			1	100%	1
UNIVERSITY OF MIAMI PRIMARY CARE SITE UMHC 3039			1	100%	1
MERCY GENERAL HOSPITAL			1	100%	1
CVS MINUTE CLINIC DIAGNOSTIC PA #3060		1			1
FHCP ASC - ORANGE CITY			1	100%	1
Sanford Health & Rehabilitation			1	100%	1
NEWTON MEMORIAL HOSPITAL		1			1
VISTA LAKE ASSISTED LIVING			1	100%	1
INSPIRE HEALTHCARE CENTER			1	100%	1
HAMILTON CI MAIN UNIT ANNEX/ WORK CAMP			1	100%	1
JAX FAMILY CARE		1			1
FLORIDA KEYS PED AND ADOLES CTR			1	100%	1
FLORIDA MEDICAL CENTER			1	100%	1
SOUTHERN HILLS MEDICAL CENTER			1	100%	1
ORCHID TERRACE		1			1
ST LUKES SURGICAL AT THE VILLAGES INC			1	100%	1
Southwest Louisiana Veterans Home			1	100%	1
SUN CLINICAL LABORATORIES			1	100%	1
HAWKEYE CARE CENTER DUBUQUE		1			1
BARTON HEALTH ALLIANCE		1			1
ANY LAB TEST FAST CORP			1	100%	1
HERNANDO CHILDREN'S			1	100%	1
BEAUMONT HOSPITAL			1	100%	1
CORNERSTONE PEDIATRICS			1	100%	1
SIGNATURE CARE MEMORIAL CITY			1	100%	1
MANOR CARE OF DELRAY BEACH FL LLC		1			1
HILTON HEAD HOSPITAL/INPATIENT			1	100%	1
ALPHA CLINICAL LABORATORY CORP.			1	100%	1
PEDRO L ORTEGA MD PA			1	100%	1
MEDEXPRESS URGENT CARE - WHEELING		1			1
TRUMAN MEDICAL CENTER - HOSPITAL HILL			1	100%	1
BIOMERIEUX			1	100%	1
CARE POINT HEALTH AND WELLNESS CENTER		1			1
TITUSVILLE CENTER FOR SURGICAL EXCELLENCE LLC		1			1
AVERA ST. MARY'S HOSPITAL			1	100%	1
ADVENTHEALTH CENTRA CARE PONCIANA			1	100%	1
ST. JOHN HOSPITAL & MEDICAL CENTER			1	100%	1
FHPG SURGICAL ASSOCIATES OF EAST PASCO			1	100%	1
STATCARE URGENT & WALK IN MEDICAL CARE		1			1
CARTERSVILLE MEDICAL CENTER			1	100%	1
LAB TEST KENDALL LLC		1			1

COVID-19: testing by laboratory

Data through Dec 25, 2020 verified as of Dec 26, 2020 at 09:25 AM

Data in this report are provisional and subject to change.

The numbers in the table below represent the number of Florida and non-Florida residents for whom test results were received by the Department of Health. A person can be tested by more than one laboratory and can have both positive and negative results. **Therefore, the sum of the numbers in each column will be larger than the total number of people tested.**

Reporting lab	Inconclusive	Negative	Positive	Percent positive	Total
SPORTS MEDICINE CLINIC - U OF WYOMING			1	100%	1
CMC MERCY LABORATORY			1	100%	1
Smg At Bridgewater Family Medicine		1			1
Heritage of Red Cloud		1			1
MEDTOWN PHARMACY			1	100%	1
MEMORIAL HOSPITAL WEST			1	100%	1
MEDICAL ASSOCIATES OF CARTER		1			1
ONSLow COUNTY HEALTH DEPARTMENT			1	100%	1
Orchid Cove at Naples			1	100%	1
NEW YORK STATE DEPARTMENT OF HEALTH			1	100%	1
Wedgewood Manor		1			1
Hackensack Univ Medical Center At Pasc		1			1
PEDIATRIC PARTNERS ZEPHYRHILLS			1	100%	1
GALVESTON COUNTY HEALTH DISTRICT			1	100%	1
MID-FLORIDA PATHOLOGY LLC		1			1
MEDEXPRESS URGENT CARE- COLUMBIA HEIGH		1			1
Villa Maria			1	100%	1
CLIFTON-FINE HOSPITAL LABORATORY		1			1
SWEDISH COVENANT HOSPITAL			1	100%	1
HARRINGTON PARK HEALTH AND REHAB		1			1
SHELBYVILLE HOSPITAL COMPANY		1			1
ALLIED PEDIATRICS & FAMILY MEDICINE			1	100%	1
BOSTON PUBLIC HEALTH COMMISSION			1	100%	1
FLEMING ISLAND CENTER FOR CLINICAL RESEARCH		1			1
DEVANSH LAB WERKS		1			1
NASSAU COUNTY HEALTH DEPARTMENT-FERNANDINA BEACH C		1			1
MARION COUNTY HEALTH DEPARTMENT			1	100%	1
Bolingreen Health and Rehabilitation		1			1
GATEWAY LABORATORIES		1			1
BLUFFTON HEALTH CENTER			1	100%	1
BRONSON METHODIST HOSPITAL			1	100%	1
HEALTH GUAGE			1	100%	1
US LABORATORIES			1	100%	1
MINUTECLINIC DIAGNOSTIC OF NORTH CAROLINA PC #5341		1			1
KEY WEST BRANCH MEDICAL CLINIC			1	100%	1
MEDEXPRESS URGENT CARE - SALEM		1			1
LAKE VIEW COURT		1			1
BRISTOL REGINAL MEDICAL CENTER			1	100%	1
Raleigh Center (WV)			1	100%	1
Cerinity Senior Care-White Bear Lake		1			1
SOUTH FLORIDA PEDIATRIC PARTNERS			1	100%	1
SHANDS JACKSONVILLE CLINICAL CENTER			1	100%	1
MIGUEL E TREVINO MD PA			1	100%	1
MRMC LAB MICRO			1	100%	1
LABORATORY COPORATION OF AMERICA			1	100%	1
CHIPOLA QUICK CARE			1	100%	1

COVID-19: testing by laboratory

Data through Dec 25, 2020 verified as of Dec 26, 2020 at 09:25 AM

Data in this report are provisional and subject to change.

The numbers in the table below represent the number of Florida and non-Florida residents for whom test results were received by the Department of Health. A person can be tested by more than one laboratory and can have both positive and negative results. **Therefore, the sum of the numbers in each column will be larger than the total number of people tested.**

Reporting lab	Inconclusive	Negative	Positive	Percent positive	Total
MEDEXPRESS URGENT CARE - LEOMINSTER		1			1
OMNICARE PHARMACY OF TEXAS 1, LP		1			1
Buena Vista Care Center		1			1
FRESENIUS KIDNEY CARE FORT WALTON BEACH			1	100%	1
CHRISTUS SPOHN HOSPITAL			1	100%	1
BAPTIST HEALTH MEDICAL PLAZA			1	100%	1
CARSON NURSING AND REHABILITATION CENTER		1			1
MAINE HEALTH AND ENVIRONMENTAL TESTING LABORATORY			1	100%	1
OVIEDO CHILDRENS HEALTH CENTER LLC		1			1
GADSDEN FAMILY PRACTICE		1			1
MINUTECLINIC DIAGNOSTIC MED GRP OF CA		1			1
GSM OCED Subsection			1	100%	1
BLACK STALLION WALK IN AND EXERCISE CLINICS LLC		1			1
GAMMA HEALTHCARE, INC		1			1
NABI		1			1
Kroger - KRO01100688			1	100%	1
SIGNATURE CARE MIDLAND			1	100%	1
TMH CANCER CENTER LABORATORY			1	100%	1
NORTH RIVER FAMILY HEALTH CENTER			1	100%	1
PELICAN STATE OUTPATIENT CENTER			1	100%	1
EAST FL CORE LAB			1	100%	1
STEWART MEDICAL GROUP INC			1	100%	1
MEMORIAL HOSPITAL - BELLEVILLE			1	100%	1
ROYAL OAK MEDICAL CENTER LLC DBA CHARACTER FAMILY			1	100%	1
JOSHUA E CHESIR MD		1			1
MINUTECLINIC DIAGNOSTIC OF TEXAS LLC		1			1
SOUTHWOOD HEALTHCARE CENTER		1			1
GIFFORD MEMORIAL HOSPITAL		1			1
COVID TESTING LLC			1	100%	1
SOUTH LAKE FAMILY HEALTH CENTER			1	100%	1
Mountain View Manor			1	100%	1
MOORE CLINICAL RESEARCH INC			1	100%	1
SOUTHWOOD NURSING & RETIREMENT CENTER		1			1
LADY OF THE SEA HOSPITAL LAB			1	100%	1
OHIOHEALTH URGENT CARE			1	100%	1
DORAL KIDNEY CENTER			1	100%	1
RIDGEFIELD PEDIATRIC ASSOCIATES		1			1
NEW YORK CITY DEPARTMENT OF HEALTH			1	100%	1
NEMOURS CHILDREN'S PRIMARY CARE			1	100%	1
INTERMOUNTAIN MEDICAL CENTER			1	100%	1
HOME DOCS		1			1
SOUTHEASTERN HEALTH FACILITES, INC		1			1
SOUTHWEST ORLANDO FAMILY MEDICINE, PL			1	100%	1
FLORIDA SCHOOL FOR THE DEAF AND THE BLIND			1	100%	1
PALMA CEIA MED GROUP-SWANN		1			1
ST JOSEPHS HOSPITAL SOUTH HOSPITAL			1	100%	1

COVID-19: testing by laboratory

Data through Dec 25, 2020 verified as of Dec 26, 2020 at 09:25 AM

Data in this report are provisional and subject to change.

The numbers in the table below represent the number of Florida and non-Florida residents for whom test results were received by the Department of Health. A person can be tested by more than one laboratory and can have both positive and negative results. **Therefore, the sum of the numbers in each column will be larger than the total number of people tested.**

Reporting lab	Inconclusive	Negative	Positive	Percent positive	Total
BRIDGE DIAGNOSTICS			1	100%	1
MEMORIAL HEALTHCARE SYSTEM			1	100%	1
PINNACLE DIALYSIS		1			1
Mill Valley Care Center		1			1
CHIEFLAND MEDICAL CENTER			1	100%	1
FLORIDA DEPARTMENT OF HEALTH SEMINOLE COUNTY		1			1
Chestnut Ridge Nursing & Rehab		1			1
ACCESS HEALTH CARE PHYSICIANS			1	100%	1
PARK AVENUE PEDIATRICS PC		1			1
BL DIAGNOSTICS LLC			1	100%	1
Signature Healthcare of Georgetown		1			1
MOUNT SINAI MEDICAL CENTER AVENTURA ER			1	100%	1
TENNESSEE VALLEY HCS			1	100%	1
HABANA HEALTH CARE CENTER			1	100%	1
PASCO COUNTY HEALTH DEPARTMENT			1	100%	1
FLORIDA HOSPITAL LAB			1	100%	1
Florida Baptist Retirement Center		1			1
SANTA BARBARA ALF LLC (THE WINDSOR)			1	100%	1
KEY WEST HMA PHYSICIAN MANAGEMENT, LLC			1	100%	1
REEVES COUNTY HOSPITAL DISTRICT			1	100%	1
CYPRESS VILLAGE REHAB CENTER		1			1
FRESENIUS KIDNEY CARE DUNEDIN			1	100%	1
EASTERN FLORIDA STATE COLLEGE - PALM BAY CAMPUS			1	100%	1
UNIVERSITY OF BALTIMORE WASHINGTON MEDICAL CENTER			1	100%	1
PARRISH MEDICAL GROUP			1	100%	1
MEDEXPRESS URGENT CARE, LANCASTER WEST		1			1
HAVEN CUSTEAD CARE CENTER			1	100%	1
BOULDER COMMUNITY HOSPITAL			1	100%	1
CARESOUTH HHA HOLDINGS OF THE TREASURE COAST LLC			1	100%	1
SHELL POINT HOME HEALTH			1	100%	1
WALKONCLINIC			1	100%	1
BAYCARE OUTREACH LAB AT NEW TAMPA			1	100%	1
ADVENTHEALTH MEDICAL GROUP SENIOR HEALTH AT			1	100%	1
The Pines at Poughkeepsie Center for Nursing and Rehabilitation		1			1
ALTA BATES SUMMIT MEDICAL CENTER CLINICAL LAB			1	100%	1
Total	60,074	11,950,775	1,618,706	12%	13,629,555