

COVID-19: summary of cases and monitoring

Data through Dec 7, 2020 verified as of Dec 8, 2020 at 09:25 AM

Data in this report are provisional and subject to change.

Cases: people with positive PCR or antigen test result

Total cases	1,073,770
Florida residents	1,056,065
Non-Florida residents	17,705
Type of testing	
Florida residents	1,056,065
Positive by BPHL/CDC	40,116
Positive by commercial/hospital lab	1,015,949
PCR positive	950,334
Antigen positive	105,731
Non-Florida residents	17,705
Positive by BPHL/CDC	515
Positive by commercial/hospital lab	17,190
PCR positive	14,308
Antigen positive	3,397
Characteristics	
Florida residents hospitalized	56,906
Florida resident deaths	19,378
Non-Florida resident deaths	249

Hospitalized counts include anyone who was hospitalized at some point during their illness. It does not reflect the number of people currently hospitalized.

More information on deaths identified through death certificate data is available on the National Center for Health Statistics website at www.cdc.gov/nchs/nvss/vsrr/COVID19/index.htm.

Cases: people with positive PCR or antigen test result

Risk factors for Florida residents	
Traveled	9,657
Contact with a known case	405,006
Traveled and contact with a known case	11,814
Neither	629,588
No travel and no contact	134,808
Travel is unknown	347,424
Contact is unknown	255,732
Contact is pending	206,562

Travel can be unknown and contact can be unknown or pending for the same case, these numbers will sum to more than the "neither" total.

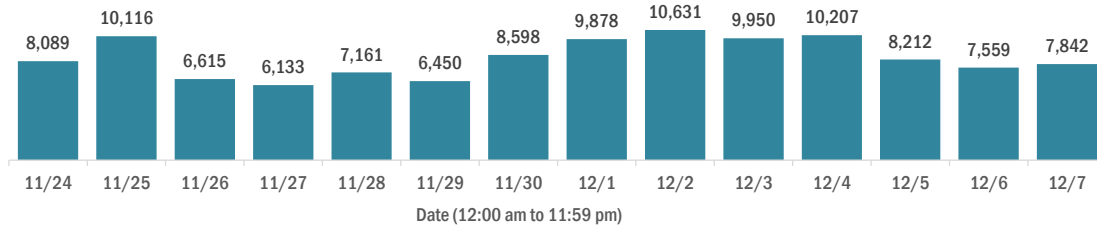
COVID-19: summary of laboratory testing

Data through Dec 7, 2020 verified as of Dec 8, 2020 at 09:25 AM

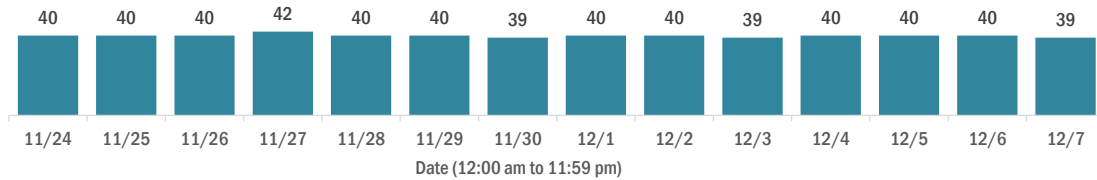
Data in this report are provisional and subject to change.

Cases in Florida residents per day for the past 2 weeks

Number of cases per day



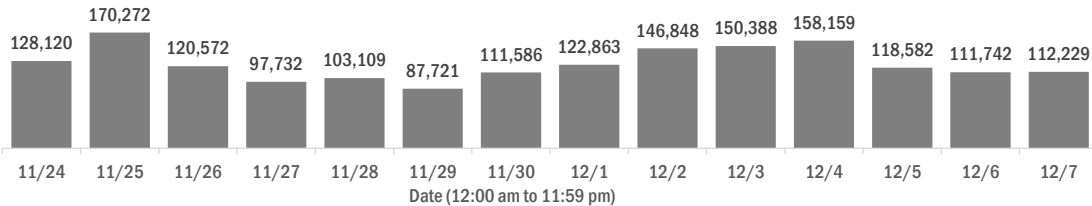
Median age of cases by day



Laboratory testing for Florida residents over the past 2 weeks

Number of Florida residents tested per day

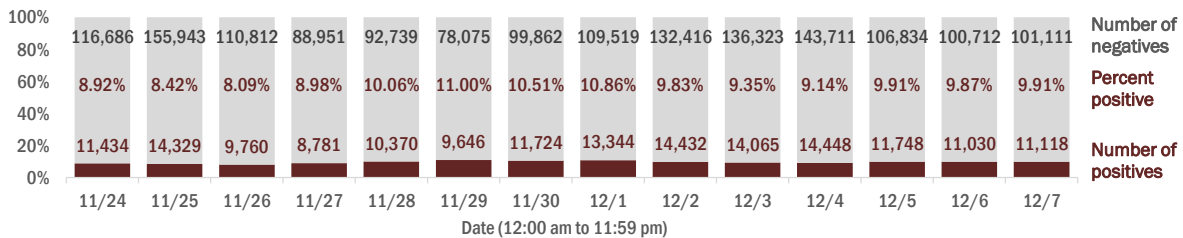
These counts include the number of people for whom the Department received PCR or antigen laboratory results by day. People tested on multiple days will be included for each day a new result was received. A person is only counted once for each day they are tested, regardless of whether multiple specimens are tested or multiple results are received.



Number and percent of Florida residents with positive test results

The percent of positive results ranged from 8.09% to 11.00% over the past 2 weeks and was 9.91% yesterday.

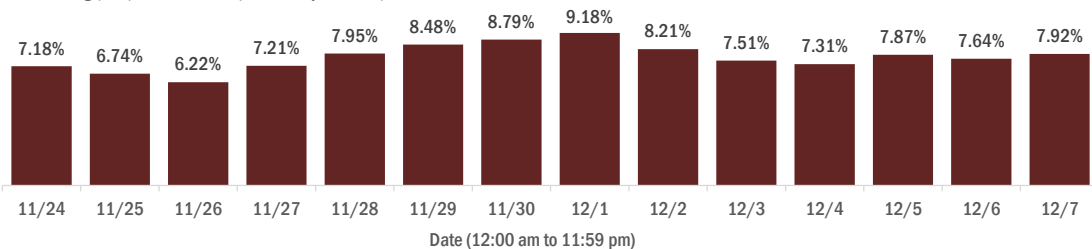
These counts include the number of people for whom the Department received PCR or antigen laboratory results by day. People tested on multiple days will be included for each day a new result was received. A person is only counted once for each day they are tested, regardless of whether multiple specimens are tested or multiple results are received. If a person has a positive specimen and a negative specimen in the same day, only the positive result is counted.



Percent positivity for new cases in Florida residents

The percent of positive results ranged from 6.22% to 9.18% over the past 2 weeks and was 7.92% yesterday.

This percent is the number of people who test PCR- or antigen-positive for the first time divided by all the people tested that day, excluding people who have previously tested positive.



COVID-19: characteristics of 1,056,065 Florida resident cases

Data through Dec 7, 2020 verified as of Dec 8, 2020 at 09:25 AM

Data in this report are provisional and subject to change.

Age group	Cases		Hospitalizations		Deaths	
0-4 years	18,255	2%	378	1%	0	0%
5-14 years	52,103	5%	348	1%	5	0%
15-24 years	169,935	16%	1,515	3%	33	0%
25-34 years	192,336	18%	3,109	5%	114	1%
35-44 years	166,112	16%	4,658	8%	324	2%
45-54 years	162,864	15%	6,986	12%	770	4%
55-64 years	137,369	13%	9,923	17%	2,134	11%
65-74 years	84,020	8%	11,513	20%	4,139	21%
75-84 years	47,368	4%	10,936	19%	5,726	30%
85+ years	24,640	2%	7,535	13%	6,133	32%
Unknown	1,063	0%	5	0%	0	0%
Total	1,056,065		56,906		19,378	

Gender	Cases	
Female	544,797	52%
Male	504,801	48%
Unknown	6,467	1%
Total	1,056,065	

Ethnicity	Cases		Hospitalizations		Deaths	
Hispanic	325,753	31%	15,552	27%	4,800	25%
Non-Hispanic	480,242	45%	38,346	67%	13,227	68%
Unknown	250,070	24%	3,008	5%	1,351	7%
Total	1,056,065		56,906		19,378	

Race and ethnicity	Cases		Hospitalizations		Deaths	
White	540,843	51%	35,709	63%	13,728	71%
Hispanic	214,987	20%	10,900	19%	3,819	20%
Non-Hispanic	289,889	27%	23,628	42%	9,255	48%
Unknown	35,967	3%	1,181	2%	654	3%
Black	145,456	14%	12,611	22%	3,508	18%
Hispanic	7,714	1%	528	1%	134	1%
Non-Hispanic	126,176	12%	11,774	21%	3,238	17%
Unknown	11,566	1%	309	1%	136	1%
Other race	144,799	14%	6,789	12%	1,520	8%
Hispanic	74,632	7%	3,734	7%	715	4%
Non-Hispanic	50,414	5%	2,750	5%	675	3%
Unknown	19,753	2%	305	1%	130	1%
Unknown race	224,967	21%	1,797	3%	622	3%
Hispanic	28,420	3%	390	1%	132	1%
Non-Hispanic	13,763	1%	194	0%	59	0%
Unknown	182,784	17%	1,213	2%	431	2%
Total	1,056,065		56,906		19,378	

Hospitalization counts include anyone who was hospitalized at some point during their illness. It does not reflect the number of people currently hospitalized. **Other race** includes any person with a race of American Indian/Alaskan native, Asian, native Hawaiian/Pacific Islander, or other.

COVID-19: deaths in Florida residents and staff of long-term care facilities

Data through Dec 7, 2020 verified as of Dec 8, 2020 at 09:25 AM

Data in this report are provisional and subject to change.

For current cases in residents or staff of long-term care facilities, please visit: <https://floridahealthcovid19.gov/>

County	Deaths	County	Deaths	County	Deaths
Dade	874 12%	Okaloosa	95 1%	Gadsden	12 0%
Palm Beach	772 10%	Osceola	94 1%	Washington	12 0%
Pinellas	634 8%	Charlotte	92 1%	Gilchrist	11 0%
Broward	485 6%	Citrus	73 1%	Baker	9 0%
Hillsborough	426 6%	Clay	73 1%	Lafayette	9 0%
Polk	349 5%	Indian River	71 1%	Jefferson	8 0%
Lee	276 4%	Jackson	67 1%	Gulf	7 0%
Brevard	262 3%	Leon	56 1%	Calhoun	6 0%
Duval	260 3%	Suwannee	53 1%	Bradford	3 0%
Sarasota	241 3%	Highlands	49 1%	Desoto	3 0%
Orange	230 3%	St. Johns	48 1%	Flagler	3 0%
Volusia	189 3%	Bay	41 1%	Holmes	3 0%
St. Lucie	184 2%	Alachua	35 0%	Monroe	3 0%
Seminole	179 2%	Columbia	34 0%	Taylor	3 0%
Marion	174 2%	Sumter	29 0%	Hardee	2 0%
Escambia	151 2%	Nassau	28 0%	Levy	2 0%
Manatee	148 2%	Santa Rosa	23 0%	Dixie	1 0%
Collier	131 2%	Hendry	20 0%	Liberty	1 0%
Pasco	122 2%	Putnam	19 0%	Total	7,558
Martin	113 1%	Walton	17 0%		
Hernando	107 1%	Madison	16 0%		
Lake	104 1%	Okeechobee	16 0%		

Note: cases are summarized by the county of usual residence. Residents and staff may be cases associated with facilities that are not in their county of usual residence, resulting in cases being included below for counties that do not have facilities with known cases.

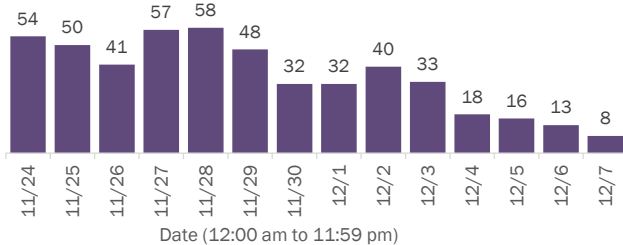
COVID-19: cases in Florida residents who have died

Data through Dec 7, 2020 verified as of Dec 8, 2020 at 09:25 AM

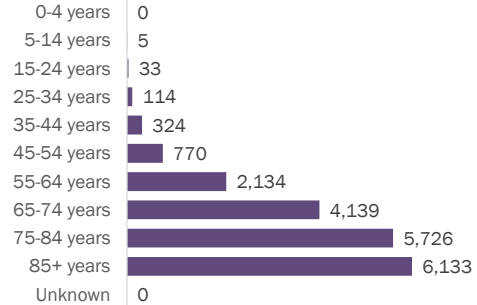
Data in this report are provisional and subject to change.

Demographics for all identified COVID-19 deaths: 19,378

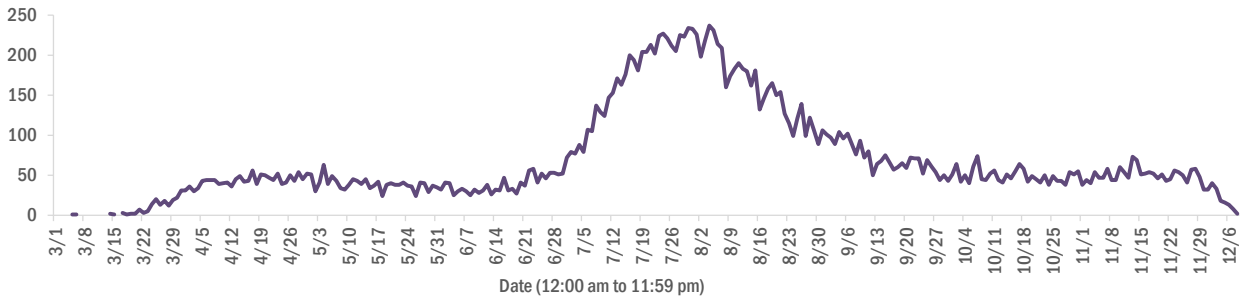
Deaths by date of death for the past 2 weeks



Deaths by age group



Deaths by date of death since March 2020



Age group	Deaths	Cases	Case fatality rate	Mortality rate per 100,000 population
0-4 years	0	18,255	0.0%	0.0
5-14 years	5	52,103	0.0%	0.2
15-24 years	33	169,935	0.0%	1.3
25-34 years	114	192,336	0.1%	4.0
35-44 years	324	166,112	0.2%	12.4
45-54 years	770	162,864	0.5%	27.6
55-64 years	2,134	137,369	1.6%	73.8
65-74 years	4,139	84,020	4.9%	170.6
75-84 years	5,726	47,368	12.1%	407.8
85+ years	6,133	24,640	24.9%	1061.9
Unknown	0	1,063	0.0%	
Total	19,378	1,056,065	1.8%	89.7

Race	Deaths	Cases	Case fatality rate	Mortality rate per 100,000 population
White	13,728	540,843	2.5%	82.2
Black	3,508	145,456	2.4%	95.9
Other	1,520	144,799	1.0%	122.2
Unknown	622	224,967	0.3%	
Total	19,378	1,056,065	1.8%	89.7

Gender	Deaths	Cases	Case fatality rate	Mortality rate per 100,000 population
Female	8,552	544,797	1.6%	77.5
Male	10,825	504,801	2.1%	102.5
Unknown	1	6,467	0.0%	
Total	19,378	1,056,065	1.8%	89.7

Ethnicity	Deaths	Cases	Case fatality rate	Mortality rate per 100,000 population
Hispanic	4,800	325,753	1.5%	84.5
Non-Hispanic	13,227	480,242	2.8%	83.1
Unknown	1,351	250,070	0.5%	
Total	19,378	1,056,065	1.8%	89.7

COVID-19: characteristics of 1,073,770 cases

Data through Dec 7, 2020 verified as of Dec 8, 2020 at 09:25 AM

Data in this report are provisional and subject to change.

Tables below include cases in Florida residents and non-Florida residents.

All 67 Florida counties have cases:

County	FL resident cases	Non-FL resident cases	Total cases	FL resident deaths	FL death rate
Dade	244,156	2,759	246,915	3,926	1.6%
Broward	114,223	1,191	115,414	1,711	1.5%
Palm Beach	68,999	856	69,855	1,739	2.5%
Hillsborough	61,651	498	62,149	969	1.6%
Orange	59,886	405	60,291	642	1.1%
Duval	47,056	762	47,818	658	1.4%
Pinellas	34,881	624	35,505	939	2.7%
Lee	32,013	777	32,790	607	1.9%
Polk	29,554	180	29,734	707	2.4%
Osceola	20,025	252	20,277	252	1.3%
Collier	18,680	453	19,133	299	1.6%
Manatee	17,759	249	18,008	392	2.2%
Escambia	15,848	1,945	17,793	324	2.0%
Volusia	17,517	203	17,720	386	2.2%
Brevard	16,734	145	16,879	462	2.8%
Pasco	16,380	163	16,543	305	1.9%
Leon	15,681	472	16,153	152	1.0%
Sarasota	14,604	420	15,024	415	2.8%
Seminole	14,369	87	14,456	290	2.0%
Marion	14,073	49	14,122	408	2.9%
Alachua	13,434	133	13,567	104	0.8%
St. Lucie	11,494	45	11,539	376	3.3%
Lake	11,412	112	11,524	262	2.3%
Okaloosa	9,963	109	10,072	174	1.7%
St. Johns	9,562	160	9,722	102	1.1%
Bay	8,931	355	9,286	176	2.0%
Clay	8,711	19	8,730	162	1.9%
Santa Rosa	8,103	105	8,208	105	1.3%
Martin	6,520	77	6,597	182	2.8%
Charlotte	5,594	58	5,652	203	3.6%
Hernando	5,499	32	5,531	229	4.2%
Indian River	5,282	52	5,334	143	2.7%
Citrus	5,188	29	5,217	186	3.6%
Columbia	4,963	19	4,982	100	2.0%
Highlands	4,062	30	4,092	172	4.2%

County	FL resident cases	Non-FL resident cases	Total cases	FL resident deaths	FL death rate
Jackson	3,991	52	4,043	100	2.5%
Walton	3,594	377	3,971	39	1.1%
Sumter	3,782	20	3,802	101	2.7%
Monroe	3,526	115	3,641	28	0.8%
Nassau	3,225	277	3,502	61	1.9%
Suwannee	3,414	25	3,439	87	2.5%
Gadsden	3,420	11	3,431	58	1.7%
Putnam	2,985	7	2,992	61	2.0%
Unknown	207	2,776	2,983	0	0.0%
Flagler	2,898	28	2,926	45	1.6%
Hendry	2,635	11	2,646	45	1.7%
Desoto	2,517	8	2,525	39	1.5%
Baker	2,113	10	2,123	34	1.6%
Okeechobee	2,103	14	2,117	45	2.1%
Hardee	1,812	8	1,820	19	1.0%
Wakulla	1,734	9	1,743	18	1.0%
Taylor	1,703	4	1,707	22	1.3%
Washington	1,584	16	1,600	27	1.7%
Levy	1,504	7	1,511	15	1.0%
Bradford	1,483	3	1,486	19	1.3%
Lafayette	1,366	0	1,366	21	1.5%
Madison	1,324	18	1,342	28	2.1%
Union	1,267	0	1,267	61	4.8%
Holmes	1,244	22	1,266	17	1.4%
Gulf	1,097	16	1,113	24	2.2%
Hamilton	1,021	9	1,030	12	1.2%
Dixie	984	3	987	11	1.1%
Calhoun	942	2	944	22	2.3%
Franklin	827	13	840	4	0.5%
Gilchrist	829	0	829	20	2.4%
Jefferson	793	17	810	12	1.5%
Glades	704	1	705	10	1.4%
Liberty	630	1	631	14	2.2%
Total	1,056,065	17,705	1,073,770	19,378	1.8%

COVID-19: characteristics of 1,056,065 Florida resident cases

Data through Dec 7, 2020 verified as of Dec 8, 2020 at 09:25 AM

Data in this report are provisional and subject to change.

The table below includes the cities and counties of residence for cases in Florida residents based on the patient's ZIP Code. Note that city is not always received as part of the initial notification and may be missing while the case is being investigated.

City and county	Cases
Miami, Dade	141,533
Orlando, Orange	45,214
Jacksonville, Duval	44,059
Tampa, Hillsborough	36,946
Hialeah, Dade	33,410
Fort Lauderdale, Broward	26,338
Hollywood, Broward	22,167
West Palm Beach, Palm Beach	17,046
Kissimmee, Osceola	15,461
Naples, Collier	15,254
Tallahassee, Leon	14,806
Homestead, Dade	14,437
Saint Petersburg, Pinellas	13,645
Pensacola, Escambia	13,010
Fort Myers, Lee	12,947
Pompano Beach, Broward	12,310
Bradenton, Manatee	11,832
Boca Raton, Palm Beach	11,632
Gainesville, Alachua	11,111
Ocala, Marion	10,864
Lakeland, Polk	10,143
Sarasota, Sarasota	9,377
Lake Worth, Palm Beach	8,828
Cape Coral, Lee	7,771
Port Saint Lucie, St. Lucie	7,464
Miramar, Broward	7,285
Clearwater, Pinellas	6,808
Miami Gardens, Dade	6,585
Miami Beach, Dade	6,535
Boynton Beach, Palm Beach	6,446
Coral Springs, Broward	5,813
Panama City, Bay	5,766
Saint Augustine, St. Johns	5,232
Winter Haven, Polk	5,230
Melbourne, Brevard	5,190
Lehigh Acres, Lee	5,143
Delray Beach, Palm Beach	5,034
Doral, Dade	4,736
Davie, Broward	4,625
Lake City, Columbia	4,619
Coral Gables, Dade	4,323
Sunrise, Broward	4,318
Milton, Santa Rosa	4,227
Riverview, Hillsborough	4,184
Vero Beach, Indian River	4,052
Fort Pierce, St. Lucie	3,960
Daytona Beach, Volusia	3,932
Saint Cloud, Osceola	3,829
Largo, Pinellas	3,677
Brandon, Hillsborough	3,669
Palm Bay, Brevard	3,661
Plantation, Broward	3,642
Orange Park, Clay	3,614
New Port Richey, Pasco	3,597
Plant City, Hillsborough	3,553
North Miami Beach, Dade	3,501
Apopka, Orange	3,475
Weston, Broward	3,413

COVID-19: characteristics of 1,056,065 Florida resident cases

Data through Dec 7, 2020 verified as of Dec 8, 2020 at 09:25 AM

Data in this report are provisional and subject to change.

The table below includes the cities and counties of residence for cases in Florida residents based on the patient's ZIP Code. Note that city is not always received as part of the initial notification and may be missing while the case is being investigated.

City and county	Cases
Miami Lakes, Dade	3,404
Deerfield Beach, Broward	3,325
Jupiter, Palm Beach	3,299
Spring Hill, Hernando	3,190
Sanford, Seminole	3,179
Stuart, Martin	3,179
Clermont, Lake	3,049
Fort Walton Beach, Okaloosa	3,034
Deltona, Volusia	2,933
Tamarac, Broward	2,905
Port Charlotte, Charlotte	2,850
Live Oak, Suwannee	2,806
Davenport, Polk	2,779
Cutler Ridge, Dade	2,738
Opa Locka, Dade	2,697
Palm Beach Gardens, Palm Beach	2,596
Immokalee, Collier	2,595
Winter Garden, Orange	2,587
Deland, Volusia	2,556
Crestview, Okaloosa	2,547
Palmetto, Manatee	2,532
Coconut Creek, Broward	2,476
Margate, Broward	2,472
Arcadia, Desoto	2,454
Land O Lakes, Pasco	2,440
Wesley Chapel, Pasco	2,430
Palm Coast, Flagler	2,409
Oviedo, Seminole	2,335
Winter Park, Orange	2,334
Wellington, Palm Beach	2,327
Palm Harbor, Pinellas	2,239
Hallandale, Broward	2,234
Altamonte Springs, Seminole	2,197
Venice, Sarasota	2,147
Haines City, Polk	2,140
Sebring, Highlands	2,112
Okeechobee, Okeechobee	2,096
Lake Worth Beach, Palm Beach	2,059
Bonita Springs, Lee	2,032
Key West, Monroe	2,032
Brooksville, Hernando	2,015
Middleburg, Clay	2,015
Punta Gorda, Charlotte	2,001
North Port, Sarasota	1,994
Lutz, Hillsborough	1,958
Ocoee, Orange	1,955
North Lauderdale, Broward	1,911
Pembroke Pines, Broward	1,890
Valrico, Hillsborough	1,863
Leesburg, Lake	1,852
Seminole, Pinellas	1,841
North Miami, Dade	1,839
Port Orange, Volusia	1,779
Ruskin, Hillsborough	1,757
Quincy, Gadsden	1,746
Pinellas Park, Pinellas	1,709
Longwood, Seminole	1,666
Jacksonville Beach, Duval	1,648
Zephyrhills, Pasco	1,645

COVID-19: characteristics of 1,056,065 Florida resident cases

Data through Dec 7, 2020 verified as of Dec 8, 2020 at 09:25 AM

Data in this report are provisional and subject to change.

The table below includes the cities and counties of residence for cases in Florida residents based on the patient's ZIP Code. Note that city is not always received as part of the initial notification and may be missing while the case is being investigated.

City and county	Cases
Ormond Beach, Volusia	1,620
Oakland Park, Broward	1,609
Perry, Taylor	1,603
Saint Johns, St. Johns	1,600
Windermere, Orange	1,597
Crawfordville, Wakulla	1,571
Cocoa, Brevard	1,532
Dade City, Pasco	1,512
Casselberry, Seminole	1,507
Niceville, Okaloosa	1,501
Green Cove Springs, Clay	1,486
Marianna, Jackson	1,478
Navarre, Santa Rosa	1,468
Bartow, Polk	1,465
Royal Palm Beach, Palm Beach	1,464
Clewiston, Hendry	1,458
Gulf Breeze, Santa Rosa	1,424
Cantonment, Escambia	1,411
Kissimmee, Polk	1,406
Palatka, Putnam	1,403
Crossings, Dade	1,375
Hudson, Pasco	1,368
Coconut Grove, Dade	1,365
North Fort Myers, Lee	1,358
Defuniak Springs, Walton	1,354
Mayo, Lafayette	1,349
The Villages, Sumter	1,331
Inverness, Citrus	1,319
Lake Mary, Seminole	1,314
Carol City, Dade	1,301
Missing, Dade	1,300
Panama City Beach, Bay	1,290
Auburndale, Polk	1,289
Port Richey, Pasco	1,286
Wimauma, Hillsborough	1,285
Lynn Haven, Bay	1,280
Chipley, Washington	1,279
Ponte Vedra Beach, St. Johns	1,278
Fernandina Beach, Nassau	1,241
Titusville, Brevard	1,236
Lake Wales, Polk	1,229
Aventura, Dade	1,225
Belle Glade, Palm Beach	1,213
Tarpon Springs, Pinellas	1,189
Starke, Bradford	1,168
Santa Rosa Beach, Walton	1,162
New Smyrna Beach, Volusia	1,152
Merritt Island, Brevard	1,136
Winter Springs, Seminole	1,122
Fleming Island, Clay	1,113
Biscayne Park, Dade	1,104
Cooper City, Broward	1,103
Labelle, Hendry	1,098
Loxahatchee, Palm Beach	1,098
Estero, Lee	1,090
Avon Park, Highlands	1,086
Sarasota, Manatee	1,079
Destin, Okaloosa	1,078
Wauchula, Hardee	1,060

COVID-19: characteristics of 1,056,065 Florida resident cases

Data through Dec 7, 2020 verified as of Dec 8, 2020 at 09:25 AM

Data in this report are provisional and subject to change.

The table below includes the cities and counties of residence for cases in Florida residents based on the patient's ZIP Code. Note that city is not always received as part of the initial notification and may be missing while the case is being investigated.

City and county	Cases
Key Biscayne, Dade	1,053
Parkland, Broward	1,027
Indiantown, Martin	1,025
Dunedin, Pinellas	1,022
Palm City, Martin	993
Parrish, Manatee	984
Holiday, Pasco	973
Tavares, Lake	970
Graceville, Jackson	968
Century, Escambia	967
Mulberry, Polk	965
Rockledge, Brevard	960
Seffner, Hillsborough	954
Eustis, Lake	948
Riviera Beach, Palm Beach	944
Bonifay, Holmes	937
Florida City, Dade	931
Madison, Madison	926
Lake Butler, Union	925
Macclenny, Baker	908
El Portal, Dade	899
Odessa, Hillsborough	898
Mount Dora, Lake	885
Everglades National Park, Dade	869
Crystal River, Citrus	858
Orange City, Volusia	845
Dania, Broward	811
Lake Placid, Highlands	806
Groveland, Lake	798
Sanderson, Baker	783
Maitland, Orange	779
Dover, Hillsborough	768
Lithia, Hillsborough	743
Gibsonton, Hillsborough	738
Yulee, Nassau	734
Monticello, Jefferson	731
Atlantic Beach, Duval	729
Coleman, Sumter	725
Homosassa, Citrus	724
Pinecrest, Dade	715
Ponte Vedra, St. Johns	710
Olympia Heights, Dade	709
Jasper, Hamilton	708
Uleta, Dade	705
Hobe Sound, Martin	697
Summerfield, Marion	680
Coral, Dade	675
Pace, Santa Rosa	670
Lantana, Palm Beach	670
Palm Springs, Palm Beach	669
Moore Haven, Glades	662
Sebastian, Indian River	658
Oldsmar, Pinellas	651
Blountstown, Calhoun	640
Alachua, Alachua	636
Havana, Gadsden	633
Callahan, Nassau	632
South Miami, Dade	631
North Palm Beach, Palm Beach	624

COVID-19: characteristics of 1,056,065 Florida resident cases

Data through Dec 7, 2020 verified as of Dec 8, 2020 at 09:25 AM

Data in this report are provisional and subject to change.

The table below includes the cities and counties of residence for cases in Florida residents based on the patient's ZIP Code. Note that city is not always received as part of the initial notification and may be missing while the case is being investigated.

City and county	Cases
Lecanto, Citrus	624
Sun City Center, Hillsborough	620
Wewahitchka, Gulf	614
Debary, Volusia	613
Apollo Beach, Hillsborough	599
Trenton, Gilchrist	583
Chattahoochee, Gadsden	582
Cross City, Dixie	577
Edgewater, Volusia	574
Frostproof, Polk	573
South Bay, Palm Beach	569
Fisher Island, Dade	565
Newberry, Alachua	563
Lady Lake, Lake	561
Wildwood, Sumter	560
Dunnellon, Marion	558
Bellevue, Marion	552
Ellenton, Manatee	545
Pahokee, Palm Beach	542
Williston, Levy	531
Jensen Beach, Martin	528
Fellsmere, Indian River	526
Palmetto Bay, Dade	525
Wilton Manors, Broward	523
Lauderhill, Broward	523
Bristol, Liberty	520
Beverly Hills, Citrus	507
Lauderdale Lakes, Broward	506
Safety Harbor, Pinellas	506
Satellite Beach, Brevard	505
Freeport, Walton	504
Crescent City, Putnam	494
Polk City, Polk	490
Nokomis, Sarasota	485
Mary Esther, Okaloosa	481
Bowling Green, Hardee	479
Key Largo, Monroe	473
Port Saint Joe, Gulf	473
Hilliard, Nassau	472
Bushnell, Sumter	460
Marco Island, Collier	448
Shalimar, Okaloosa	444
Keystone Heights, Clay	442
Carrabelle, Franklin	442
Dunnellon, Citrus	439
Hernando, Citrus	434
Fort Meade, Polk	433
Sweetwater, Dade	423
Glen Saint Mary, Baker	419
Chiefland, Levy	400
Englewood, Charlotte	397
Southwest Ranches, Broward	384
Sneads, Jackson	378
Old Town, Dixie	376
Indialantic, Brevard	375
Medley, Dade	374
Florida State University, Leon	373
Centerville, Leon	365
Jacksonville, St. Johns	358

COVID-19: characteristics of 1,056,065 Florida resident cases

Data through Dec 7, 2020 verified as of Dec 8, 2020 at 09:25 AM

Data in this report are provisional and subject to change.

The table below includes the cities and counties of residence for cases in Florida residents based on the patient's ZIP Code. Note that city is not always received as part of the initial notification and may be missing while the case is being investigated.

City and county	Cases
Lake Alfred, Polk	355
Marathon, Monroe	354
Miramar Beach, Walton	353
Cocoa Beach, Brevard	352
Spring Hill, Pasco	348
Bronson, Levy	344
Thonotosassa, Hillsborough	341
Neptune Beach, Duval	338
Englewood, Sarasota	333
Fort Myers Beach, Lee	321
Raiford, Union	312
Belle Isle, Orange	310
High Springs, Alachua	308
Cottdale, Jackson	306
Sorrento, Lake	306
Minneola, Lake	304
Fort White, Columbia	302
West Melbourne, Brevard	298
Baker, Okaloosa	292
Trinity, Pasco	291
Clearwater Beach, Pinellas	290
Malone, Jackson	285
Palm Beach, Palm Beach	284
Oakland, Orange	280
Mascotte, Lake	276
Fruitland Park, Lake	271
Lehigh, Lee	271
Gulfport, Pinellas	257
Midway, Gadsden	257
Umatilla, Lake	257
Bunnell, Flagler	253
Interlachen, Putnam	250
Rotunda West, Charlotte	249
Zolfo Springs, Hardee	248
Citra, Marion	247
Myakka City, Manatee	245
Hawthorne, Alachua	244
Haverhill, Palm Beach	239
Pierson, Volusia	239
Silver Springs, Marion	237
Weeki Wachee, Hernando	234
Orlando, Osceola	233
South Daytona, Volusia	233
Bell, Gilchrist	229
Winter Park, Seminole	227
Tavernier, Monroe	225
Youngstown, Bay	217
De Leon Springs, Volusia	217
Jay, Santa Rosa	214
Molino, Escambia	212
Apalachicola, Franklin	212
Flagler Beach, Flagler	212
Lake Park, Palm Beach	212
Cape Canaveral, Brevard	210
Altha, Calhoun	201
Branford, Suwannee	201
Melbourne Beach, Brevard	200
Lawtey, Bradford	200
Greenville, Madison	200

COVID-19: characteristics of 1,056,065 Florida resident cases

Data through Dec 7, 2020 verified as of Dec 8, 2020 at 09:25 AM

Data in this report are provisional and subject to change.

The table below includes the cities and counties of residence for cases in Florida residents based on the patient's ZIP Code. Note that city is not always received as part of the initial notification and may be missing while the case is being investigated.

City and county	Cases
Ocklawaha, Marion	197
Alva, Lee	196
Mims, Brevard	196
Orlando, Seminole	195
Jennings, Hamilton	195
Holly Hill, Volusia	194
Osprey, Sarasota	194
Ave Maria, Collier	192
Grand Ridge, Jackson	190
Archer, Alachua	190
Oxford, Sumter	189
Celebration, Osceola	187
Indian Harbour Beach, Brevard	186
Bay Harbor Islands, Dade	186
Tequesta, Palm Beach	186
Surfside, Dade	183
Greenwood, Jackson	175
Edgewood, Orange	175
East Palatka, Putnam	174
Kenneth City, Pinellas	174
Dundee, Polk	174
Floral City, Citrus	167
O Brien, Suwannee	165
Eastpoint, Franklin	161
Vernon, Washington	160
Bal Harbour, Dade	159
Montverde, Lake	159
Eagle Lake, Polk	159
Orlando, Dade	158
Hastings, St. Johns	154
Chuluota, Seminole	152
Gretna, Gadsden	152
Westville, Holmes	151
Webster, Sumter	150
South Pasadena, Pinellas	150
Satsuma, Putnam	149
Melrose, Putnam	149
Gotha, Orange	147
San Antonio, Pasco	145
West Miami, Dade	145
Indian Rocks Beach, Pinellas	142
Lee, Madison	138
Clair-Mel City, Hillsborough	138
Elkton, St. Johns	137
Apopka, Seminole	136
Malabar, Brevard	133
University Of Miami, Dade	132
Orlando, Polk	132
Valparaiso, Okaloosa	132
Southport, Bay	131
Azalea Park, Orange	131
Eglin Air Force Base, Okaloosa	130
Ponce De Leon, Holmes	129
Grand Island, Lake	128
Lake Panasoffkee, Sumter	127
Reddick, Marion	126
Laurel Hill, Okaloosa	126
Wellborn, Suwannee	120
Hiawassee, Orange	119

COVID-19: characteristics of 1,056,065 Florida resident cases

Data through Dec 7, 2020 verified as of Dec 8, 2020 at 09:25 AM

Data in this report are provisional and subject to change.

The table below includes the cities and counties of residence for cases in Florida residents based on the patient's ZIP Code. Note that city is not always received as part of the initial notification and may be missing while the case is being investigated.

City and county	Cases
Lakewood Ranch, Manatee	119
Inlet Beach, Walton	118
Geneva, Seminole	118
Bryceville, Nassau	118
White Springs, Hamilton	117
Orlando, Broward	116
Alford, Jackson	114
Fort Mccoy, Marion	113
Mcdavid, Escambia	111
Missing, Brevard	110
Summerland Key, Monroe	107
Orlando, Volusia	104
Missing, Lee	104
Juno Beach, Palm Beach	103
Morriston, Levy	103
Matlacha, Lee	102
Sebastian, Brevard	102
Lockhart, Orange	101
Orlando, Hillsborough	101
Anthony, Marion	99
Alafaya, Orange	98
Weirsdale, Marion	98
Mcalpin, Suwannee	97
South Fort Myers, Lee	97
Hallandale Beach, Broward	96
Fountain, Bay	96
Zellwood, Orange	96
Hosford, Liberty	96
Belleair, Pinellas	95
Sanibel, Lee	94
Pomona Park, Putnam	92
Holmes Beach, Manatee	91
Micanopy, Alachua	91
Longboat Key, Manatee	90
Babson Park, Polk	90
Howey-In-The-Hills, Lake	89
Bay Lake, Orange	88
Greenacres, Palm Beach	88
Astatula, Lake	87
University Of Fl, Alachua	86
Islamorada, Monroe	86
Center Hill, Sumter	85
Odessa, Pasco	84
Missing, Volusia	83
Lauderdale By The Sea, Broward	82
Madeira Beach, Pinellas	82
Cloud Lake, Palm Beach	82
Kindred, Osceola	82
Poinciana, Polk	81
Sopchoppy, Wakulla	80
Fern Park, Seminole	80
Mangonia Park, Palm Beach	80
Holt, Okaloosa	78
Bokeelia, Lee	78
Temple Terrace, Hillsborough	78
Carrollwood, Hillsborough	78
Steinhatchee, Taylor	77
Missing, Marion	77
Big Pine Key, Monroe	76

COVID-19: characteristics of 1,056,065 Florida resident cases

Data through Dec 7, 2020 verified as of Dec 8, 2020 at 09:25 AM

Data in this report are provisional and subject to change.

The table below includes the cities and counties of residence for cases in Florida residents based on the patient's ZIP Code. Note that city is not always received as part of the initial notification and may be missing while the case is being investigated.

City and county	Cases
Caryville, Washington	75
Lake Helen, Volusia	73
Orlando, Palm Beach	72
Sumterville, Sumter	72
F M, Lee	72
Maitland, Seminole	71
Seville, Volusia	71
Viera, Brevard	71
Orlando, Lake	71
Oak Hill, Volusia	70
Avon Park, Polk	70
Missing, Orange	70
Grant-Valkaria, Brevard	70
The Villages, Lake	68
Atlantis, Palm Beach	68
Saint James City, Lee	67
Hypoluxo, Palm Beach	67
Citrus Springs, Citrus	65
Panacea, Wakulla	65
Osteen, Volusia	64
University Of Central Florida, Orange	64
Lady Lake, Sumter	63
Clarksville, Calhoun	63
Missing, Palm Beach	63
Lake Hamilton, Polk	62
Air Mail Facility, Dade	61
Placida, Charlotte	61
Stock Island, Monroe	61
Cutler Bay, Dade	60
University Of South Florida, Hillsborough	59
Missing, Duval	59
Dinsmore, Duval	58
Lutz, Pasco	58
San Mateo, Putnam	57
Bonita Beach, Lee	57
Belleair Beach, Pinellas	57
Golden Beach, Dade	57
The Villages, Marion	57
Waldo, Alachua	57
Eatonville, Orange	57
Altoona, Lake	57
Palma Ceia, Hillsborough	57
Astor, Lake	56
Lamont, Jefferson	56
Ochopee, Collier	55
Buena Ventura Lakes, Osceola	55
Missing, Pasco	54
Hollister, Putnam	54
Missing, Collier	52
Barefoot Bay, Brevard	52
Christmas, Orange	52
Brooker, Bradford	51
Inglis, Levy	51
Bradenton Beach, Manatee	50
Ponce Inlet, Volusia	50
Missing, Santa Rosa	50
Hurlburt Field, Okaloosa	49
Missing, Broward	49
Canal Point, Palm Beach	48

COVID-19: characteristics of 1,056,065 Florida resident cases

Data through Dec 7, 2020 verified as of Dec 8, 2020 at 09:25 AM

Data in this report are provisional and subject to change.

The table below includes the cities and counties of residence for cases in Florida residents based on the patient's ZIP Code. Note that city is not always received as part of the initial notification and may be missing while the case is being investigated.

City and county	Cases
Welaka, Putnam	48
Kendall, Dade	48
Greensboro, Gadsden	48
Orlando, Brevard	48
Bascom, Jackson	48
Crystal Beach, Pinellas	48
Paisley, Lake	47
Lighthouse Point, Broward	45
Princeton, Dade	44
Baldwin, Duval	44
Callaway, Bay	44
Florida Gulf Coast Univ, Lee	43
Pinetta, Madison	43
Orlando, Pinellas	42
Hampton, Bradford	42
Tierra Verde, Pinellas	41
Ocean Ridge, Palm Beach	41
Felda, Hendry	40
Patrick Air Force Base, Brevard	39
Harmony, Osceola	39
Sunny Isles Beach, Dade	39
Destin, Walton	39
Campbellton, Jackson	38
Florahome, Putnam	38
Manalapan, Palm Beach	38
Sewalls Point, Martin	38
Palm Beach Shores, Palm Beach	37
Boca Grande, Lee	36
Fruit Cove, St. Johns	36
University Of Tampa, Hillsborough	36
Yalaha, Lake	36
Fort Denaud, Hendry	35
Orlando, Leon	35
Lorida, Highlands	35
West Park, Broward	35
Saint Pete Beach, Pinellas	35
Flemington, Marion	34
Ebro, Washington	33
Cinco Bayou, Okaloosa	33
Rocky Point, Hillsborough	33
Georgetown, Putnam	32
Village Of Wellington, Palm Beach	32
Missing, Pinellas	32
Tyndall Air Force Base, Bay	32
North Venice, Sarasota	31
Cedar Key, Levy	31
Anna Maria, Manatee	30
Reunion, Osceola	30
Singer Island, Palm Beach	29
Bellview, Escambia	29
Missing, St. Johns	29
North Redington Beach, Pinellas	29
Lake Suzy, Desoto	29
Saint Leo, Pasco	29
Naranja, Dade	28
Highland Beach, Palm Beach	28
Kathleen, Polk	28
Barry University, Dade	27
Walnut Hill, Escambia	27

COVID-19: characteristics of 1,056,065 Florida resident cases

Data through Dec 7, 2020 verified as of Dec 8, 2020 at 09:25 AM

Data in this report are provisional and subject to change.

The table below includes the cities and counties of residence for cases in Florida residents based on the patient's ZIP Code. Note that city is not always received as part of the initial notification and may be missing while the case is being investigated.

City and county	Cases
Enterprise, Volusia	26
Eaton Park, Polk	26
Terra Ceia, Manatee	26
Florida State, Leon	26
Waverly, Polk	25
Bay Pines, Pinellas	25
Winter Garden, Lake	25
Jupiter, Martin	25
Univ Of Fl Student Dorms, Alachua	25
Heathrow, Seminole	25
Dania Beach, Broward	25
Orlando, Pasco	24
Aloma, Orange	24
South Miami Heights, Dade	24
Cudjoe Key, Monroe	24
Miami Springs, Dade	24
Labelle, Glades	23
Hialeah Gardens, Dade	23
University Of Central Fl, Orange	23
Missing, Hernando	23
Miami, Unknown	23
Ona, Hardee	23
Treasure Island, Pinellas	23
Salt Springs, Marion	23
Orlando, Duval	23
South Palm Beach, Palm Beach	23
Intercession City, Osceola	22
Miami Shores, Dade	22
Florida Dept Of Corrections, Union	22
Missing, Hillsborough	21
Town N Country, Hillsborough	21
Kinard, Calhoun	21
North Bay Village, Dade	21
Florida A And M University, Leon	21
Palm Shores, Brevard	21
Kenansville, Osceola	21
Gulf Breeze, Escambia	21
Lulu, Columbia	20
Nocatee, Desoto	20
Miromar Lakes, Lee	20
Santa Fe, Alachua	20
Fort Lauderdale, Dade	20
Tioga, Alachua	20
Orlando, Marion	20
Bagdad, Santa Rosa	20
Okahumpka, Lake	20
Pennney Farms, Clay	20
Pensacola Beach, Santa Rosa	20
Micco, Brevard	19
Ponte Vedra, Duval	18
Tangerine, Orange	18
Florida International Univ, Dade	18
La Crosse, Alachua	18
Bonita Springs, Collier	18
Tice, Lee	18
University Of Central Florida, Broward	18
Pasadena, Pinellas	18
Missing, Manatee	18
Highland City, Polk	18

COVID-19: characteristics of 1,056,065 Florida resident cases

Data through Dec 7, 2020 verified as of Dec 8, 2020 at 09:25 AM

Data in this report are provisional and subject to change.

The table below includes the cities and counties of residence for cases in Florida residents based on the patient's ZIP Code. Note that city is not always received as part of the initial notification and may be missing while the case is being investigated.

City and county	Cases
Babcock Ranch, Lee	18
Balm, Hillsborough	18
Stetson University, Volusia	18
Key Colony Beach, Monroe	17
Apopka, Lake	17
Goulds, Dade	17
Sydney, Hillsborough	17
Orlando, Alachua	17
Hallandale Beach, Broward	16
West Panama City Beach, Bay	16
Chokoloskee, Collier	16
Missing, Escambia	16
Northdale, Hillsborough	16
Sun City, Hillsborough	16
Lacoochee, Pasco	16
Missing, Sumter	16
Bayonet Point, Pasco	16
Homosassa Springs, Citrus	15
Palmdale, Glades	15
Maitland, Volusia	15
Hawthorne, Putnam	15
Siesta Key, Sarasota	14
Candler, Marion	14
Paxton, Walton	14
City Of Westlake, Palm Beach	14
Winter Park, Polk	14
Mexico Beach, Bay	14
Horseshoe Beach, Dixie	14
Branford, Lafayette	14
University Of Central Fl, Hillsborough	14
Indian Lake Estates, Polk	14
Goodland, Collier	14
Dowling Park, Suwannee	14
Orlando, Manatee	14
Perdido Key, Escambia	14
Ocoee, Lake	14
New Smyrna, Volusia	13
Village Of Palmetto Bay, Dade	13
Orlando, Lee	13
Orange Lake, Marion	13
Long Key, Monroe	13
Bonifay, Washington	13
Maitland, Polk	13
Yankeetown, Levy	13
Orlando, Flagler	13
Missing, Okaloosa	13
Little Torch Key, Monroe	13
Missing, Polk	12
Zellwood, Lake	12
Pembroke Park, Broward	12
Bradley, Polk	12
Bostwick, Putnam	12
Champions Gate, Polk	12
Green Acres, Palm Beach	12
Homeland, Polk	12
Wewahitchka, Calhoun	12
Saint Marks, Wakulla	12
Venus, Highlands	12
Sugarloaf Key, Monroe	12

COVID-19: characteristics of 1,056,065 Florida resident cases

Data through Dec 7, 2020 verified as of Dec 8, 2020 at 09:25 AM

Data in this report are provisional and subject to change.

The table below includes the cities and counties of residence for cases in Florida residents based on the patient's ZIP Code. Note that city is not always received as part of the initial notification and may be missing while the case is being investigated.

City and county	Cases
Mcintosh, Marion	12
Missing, Martin	12
Miami, Broward	12
Maitland, Osceola	12
Tallevast, Manatee	11
Missing, Citrus	11
White Springs, Columbia	11
Poinciana, Osceola	11
Missing, St. Lucie	11
Duette, Manatee	11
Caryville, Holmes	11
Loughman, Polk	11
Plymouth, Orange	11
Unknown, Dade	11
Cortez, Manatee	11
Missing, Indian River	11
Jacksonville, Unknown	10
Hollywood, Dade	10
Graceville, Holmes	10
Telogia, Liberty	10
Lake City, Suwannee	10
Fort Ogden, Desoto	10
Crystal Springs, Pasco	10
Sparr, Marion	10
Rosemary Beach, Walton	10
Missing, Nassau	10
Hernando Beach, Hernando	10
Eloise, Polk	10
Earleton, Alachua	10
Missing, Seminole	10
Apopka, Volusia	10
City Of Sunrise, Broward	10
Passport, Unknown	10
Mount Dora, Orange	10
Orlando, Escambia	9
Florida International University, Dade	9
Durant, Hillsborough	9
Village Wellington, Palm Beach	9
Greenville, Taylor	9
Gulf Stream, Palm Beach	9
Gonzalez, Escambia	9
Steinhatchee, Dixie	9
Gulf Hammock, Levy	9
Lamont, Madison	9
Saint Johns, Duval	9
Wabasso, Indian River	9
Orlando, Okaloosa	9
Bayshore Gardens, Manatee	9
Palma Sola, Manatee	9
Long Boat Key, Manatee	9
Missing, Clay	9
Mango, Hillsborough	9
Florence Villa, Polk	9
Buckingham, Lee	9
University Park, Manatee	9
Ridge Manor, Pasco	9
Laud-By-The-Sea, Broward	9
Jensen Beach, St. Lucie	9
Lake Como, Putnam	8

COVID-19: characteristics of 1,056,065 Florida resident cases

Data through Dec 7, 2020 verified as of Dec 8, 2020 at 09:25 AM

Data in this report are provisional and subject to change.

The table below includes the cities and counties of residence for cases in Florida residents based on the patient's ZIP Code. Note that city is not always received as part of the initial notification and may be missing while the case is being investigated.

City and county	Cases
Lowell, Marion	8
Archer, Levy	8
Trenton, Levy	8
Parker, Bay	8
Murdock, Charlotte	8
Saint George Island, Franklin	8
Woodville, Leon	8
Wausau, Washington	8
Westlake, Palm Beach	8
Cottondale, Washington	8
Everglades City, Collier	8
Maitland, Hillsborough	8
Hialeah, Unknown	8
Florida State Univ Admin, Leon	8
Bonaventure, Broward	8
Shady Hills, Pasco	8
Rubonia, Manatee	8
Indian River Shores, Indian River	8
Graham, Bradford	8
Westchase, Hillsborough	8
Orlando, St. Lucie	8
Perrine, Dade	8
Laurel Hill, Walton	8
Wahneta, Polk	8
Webster, Hernando	8
West Delray Beach, Palm Beach	7
University Of Central Fl, Martin	7
Leisure City, Dade	7
Union Park, Orange	7
Evinston, Alachua	7
Fanning Springs, Gilchrist	7
Holder, Citrus	7
Nichols, Polk	7
Jerome, Collier	7
Lealman, Pinellas	7
Trilby, Pasco	7
Maitland, Lake	7
Alturas, Polk	7
Pine Hills, Orange	7
Switzerland, St. Johns	7
Saint Lucie West, St. Lucie	7
Orlando, Sarasota	7
Palm City, St. Lucie	6
Ramrod Key, Monroe	6
Belleair Bluffs, Pinellas	6
Brooksville, Pasco	6
Ferndale, Lake	6
Lake Monroe, Seminole	6
Ocoee, Osceola	6
Forest City, Orange	6
Ponce De Leon, Walton	6
Hillsboro Beach, Broward	6
Virginia Gardens, Dade	6
Orlando, St. Johns	6
Orlando, Collier	6
Orlando, Hernando	6
Suwannee, Dixie	6
Mayport Naval Station, Duval	6
Lake Butler, Bradford	6

COVID-19: characteristics of 1,056,065 Florida resident cases

Data through Dec 7, 2020 verified as of Dec 8, 2020 at 09:25 AM

Data in this report are provisional and subject to change.

The table below includes the cities and counties of residence for cases in Florida residents based on the patient's ZIP Code. Note that city is not always received as part of the initial notification and may be missing while the case is being investigated.

City and county	Cases
Port Saint John, Brevard	6
Indian Creek Village, Dade	6
Missing, Lake	6
Morrison, Marion	6
Orchid, Indian River	6
Pine Castle, Orange	6
Ozona, Pinellas	5
Nalcrest, Polk	5
Maxville, Duval	5
Hutchinson Island, St. Lucie	5
Lakeshore, Polk	5
Lakewood Ranch, Sarasota	5
Longboat Key, Sarasota	5
Duck Key, Monroe	5
Psi, Unknown	5
Roseland, Indian River	5
Winter Garden, Osceola	5
Orlando, Monroe	5
Eatonville, Polk	5
Dade City, Hernando	5
Citrus Hills, Citrus	5
Windermere, Alachua	5
N/A, Unknown	5
Missing, Unknown	5
Mount Plymouth, Lake	5
Mexico Beach, Gulf	5
Braden River, Manatee	5
Redington Shores, Pinellas	5
Fort Charlotte, Charlotte	5
East Lake, Marion	5
Deer Island, Lake	5
Ebro, Bay	5
Apopka, Broward	5
Missing, Columbia	5
Orlando, Highlands	5
Quail Heights, Dade	5
Pass, Unknown	5
Stuart, St. Lucie	5
Winter Park, Broward	5
Winter Garden, Seminole	5
Pine Ridge, Citrus	5
Orlando, Charlotte	5
Beverly Beach, Flagler	5
Mayport, Duval	4
Maitland, Leon	4
Orlando, Santa Rosa	4
Watersound, Walton	4
Shady Grove, Taylor	4
White City, Gulf	4
Windermere, Leon	4
University Of Central Florida, Brevard	4
Valkaria, Brevard	4
Orlando, Columbia	4
River Ranch, Polk	4
Niceville, Walton	4
Loxahatchee Groves, Palm Beach	4
Live Oak, Madison	4
Indian Shores, Pinellas	4
Choctaw Beach, Okaloosa	4

COVID-19: characteristics of 1,056,065 Florida resident cases

Data through Dec 7, 2020 verified as of Dec 8, 2020 at 09:25 AM

Data in this report are provisional and subject to change.

The table below includes the cities and counties of residence for cases in Florida residents based on the patient's ZIP Code. Note that city is not always received as part of the initial notification and may be missing while the case is being investigated.

City and county	Cases
Davenport, Osceola	4
Sea Ranch Lakes, Broward	4
Daytona Beach Shores, Volusia	4
Barberville, Volusia	4
Grove City, Charlotte	4
Orlando, Bay	4
Redington Beach, Pinellas	4
Westchester, Dade	4
Alafaya, Broward	4
Fernandina, Nassau	4
International Service Center, Dade	4
Wakulla Springs, Wakulla	4
Seacrest, Walton	4
Orlando, Citrus	4
Briny Breezes, Palm Beach	4
Basinger, Okeechobee	4
Williston, Marion	4
Saint Augustine, Duval	4
Fort Lauderdale, Palm Beach	4
Naples, Lee	4
Miami Gardens, Unknown	4
Okeechobee, Osceola	4
Forest City, Seminole	4
Ft Pierce, St. Lucie	4
High Springs, Gilchrist	4
Pensacola, Unknown	4
Ybor City, Hillsborough	4
Winter Garden, Leon	3
Westville, Walton	3
Sugarloaf, Monroe	3
Cypress, Jackson	3
Clarcona, Orange	3
Lamont, Taylor	3
Micosukee, Leon	3
Pensacola Beach, Escambia	3
Orlando, Nassau	3
North Fort Myers, Charlotte	3
Orlando, Jackson	3
Kissimmee, Unknown	3
Jacksonville Naval Air Station, Duval	3
Clewiston, Palm Beach	3
Chicago, Lee	3
Branford, Gilchrist	3
San Carlos Park, Lee	3
Seacrest, Bay	3
University Of Central Fl, Seminole	3
Vero Beach, St. Lucie	3
Bella Collina, Lake	3
Apopka, Hillsborough	3
El Jobean, Charlotte	3
Orange Park, Duval	3
Point Washington, Walton	3
Nobleton, Hernando	3
Missing, Monroe	3
Mims, Volusia	3
Missing, Alachua	3
Missing, Bay	3
Julington Creek, St. Johns	3
Orange Springs, Marion	3

COVID-19: characteristics of 1,056,065 Florida resident cases

Data through Dec 7, 2020 verified as of Dec 8, 2020 at 09:25 AM

Data in this report are provisional and subject to change.

The table below includes the cities and counties of residence for cases in Florida residents based on the patient's ZIP Code. Note that city is not always received as part of the initial notification and may be missing while the case is being investigated.

City and county	Cases
Oneco, Manatee	3
San Fernando, Unknown	3
Pompano Beach, Palm Beach	3
Salem, Taylor	3
Vernon, Bay	3
Winter Park, Brevard	3
Windermere, Palm Beach	3
Indian Rock Beach, Pinellas	3
Hollywood, Unknown	3
Missing, Putnam	3
Monticello, Madison	3
Mayport Naval Housing, Duval	3
Elfers, Pasco	3
Fpo, Duval	3
Fernandina Beach, Duval	3
Cypress Gardens, Polk	3
Winter Garden, Polk	3
Port Salerno, Martin	3
Margate, Unknown	3
Melrose, Bradford	3
Maitland, Pasco	3
Innovation, Pasco	3
Eglin, Okaloosa	3
Pp, Unknown	3
University Of Central Florida, Palm Beach	3
University Of Central Florida, Pinellas	3
Wildlight, Nassau	3
Winter Park, Lake	3
Apopka, Osceola	3
Brewton, Escambia	3
Goldenrod, Seminole	3
Labelle, Lee	3
Ocoee, Broward	3
Deerfield Beach, Palm Beach	3
Captiva, Lee	3
Blountstown, Liberty	3
Hallandale Beach, Unknown	3
Cross Creek, Alachua	3
Lynbrook, Broward	3
Miami Gardens, Broward	3
Putnam Hall, Putnam	3
Orlando, Indian River	3
Orlando, Martin	3
Village Of Golf, Palm Beach	3
Saint Augustine Beach, St. Johns	3
Windermere, Seminole	3
Winter Garden, Broward	3
West Bradenton, Manatee	3
Tampa, Pinellas	3
Sunny Hills, Washington	3
Winter Park, Alachua	3
Winter Park, Leon	3
Winter Park, Osceola	3
Worthington Springs, Union	3
Orlando, Union	3
Inlet Beach, Bay	3
Jacksonville, Clay	3
Golden Oak, Orange	3
Johns Pass Village, Pinellas	3

COVID-19: characteristics of 1,056,065 Florida resident cases

Data through Dec 7, 2020 verified as of Dec 8, 2020 at 09:25 AM

Data in this report are provisional and subject to change.

The table below includes the cities and counties of residence for cases in Florida residents based on the patient's ZIP Code. Note that city is not always received as part of the initial notification and may be missing while the case is being investigated.

City and county	Cases
Apopka, Dade	3
Apopka, Flagler	2
Aripeka, Pasco	2
Apopka, Marion	2
Apopka, Sarasota	2
Bonifay, Jackson	2
Fort Pierce, Martin	2
Clermont, Polk	2
Laurel, Sarasota	2
Lecanto, Marion	2
Grandin, Putnam	2
Ludlam, Dade	2
Milton, Escambia	2
Oklawaha, Marion	2
Olustee, Baker	2
Ocoee, Duval	2
West Palm Beach, Dade	2
Tarpon Springs, Pasco	2
Winter Garden, Dade	2
Windermere, Osceola	2
Winter Park, St. Johns	2
Saint Petersburg, Hillsborough	2
Seven Springs, Pasco	2
Upper Key Largo, Monroe	2
Orlando, Unknown	2
Saint Augusaintine Beach, St. Johns	2
Port Charlotte, Unknown	2
Punta Gorda, Lee	2
Port Saint Lucie, Martin	2
Miami, Palm Beach	2
None, Dade	2
Lutz, Pinellas	2
Lawtey, Union	2
Los Angeles, Okaloosa	2
Lakeland, Hillsborough	2
Fairfield, Marion	2
Eatonville, Lake	2
Fort Lauderdale, Unknown	2
Immokalee, Lee	2
Alligator Point, Franklin	2
Crawfordville, Leon	2
Portland, Unknown	2
Pp, Dade	2
Orlando, Holmes	2
Orlando, Sumter	2
Missing, Walton	2
Moore Haven, Hendry	2
Lanark Village, Franklin	2
Lake Harbor, Palm Beach	2
Glen Ridge, Palm Beach	2
Fort Walton Beach, Walton	2
Dunnellon, Levy	2
Cassadaga, Volusia	2
Windermere, Polk	2
Winter Garden, Brevard	2
Woodside, Broward	2
University Of Central Fl, Dade	2
University Of Central Fl, Osceola	2
Scottsmoor, Brevard	2

COVID-19: characteristics of 1,056,065 Florida resident cases

Data through Dec 7, 2020 verified as of Dec 8, 2020 at 09:25 AM

Data in this report are provisional and subject to change.

The table below includes the cities and counties of residence for cases in Florida residents based on the patient's ZIP Code. Note that city is not always received as part of the initial notification and may be missing while the case is being investigated.

City and county	Cases
Florida Power & Light Co, Dade	2
Gibsonia, Polk	2
Amelia City, Nassau	2
Alligator Point, Wakulla	2
Citrus Ridge, Indian River	2
Hialeah, Broward	2
Jacksonville, Dade	2
Madison, Unknown	2
Lockhart, Seminole	2
Ocean Breeze, Martin	2
Pass, Dade	2
Tangerine, Lake	2
Winter Garden, Hillsborough	2
Day, Lafayette	2
Cross Key, Monroe	2
Green Cove Springs, Duval	2
Bowling Green, Polk	2
Crescent Beach, Sarasota	2
Marysville, Dade	2
Tampa, Broward	2
Sunrise, Unknown	2
Samoset, Manatee	2
Seguin, Unknown	2
Oakland Park, Unknown	2
Jupiter Island, Martin	2
Labelle, Collier	2
Lauderhill, Unknown	2
Jonesville, Alachua	2
Miami, Martin	2
Long Beach, Orange	2
Maitland, Palm Beach	2
Miramar, Unknown	2
North Port, Charlotte	2
New Port Richey, Hillsborough	2
Apopka, Duval	2
Venice, Dade	2
Windermere, Hillsborough	2
Winter Park, Collier	2
Winter Park, Duval	2
Winter Park, Hillsborough	2
Winter Park, Volusia	2
University Of Central Fl, Broward	2
Sand Lake, Orange	2
Sebring, Desoto	2
Pompano Beach, Unknown	2
Tampa, Hernando	2
University Of Central Florida, Lee	2
Vero Beach, Unknown	2
Wauchula, Desoto	2
Winter Park, Dade	2
Yeehaw, Okeechobee	2
Boynton Beach, Broward	2
Cape Haze, Charlotte	2
Bristol, Calhoun	2
Bayou George, Bay	2
00000, Unknown	2
Babcock Ranch, Charlotte	2
Conch Key, Monroe	2
Jacksonville Naval Hospital, Duval	2

COVID-19: characteristics of 1,056,065 Florida resident cases

Data through Dec 7, 2020 verified as of Dec 8, 2020 at 09:25 AM

Data in this report are provisional and subject to change.

The table below includes the cities and counties of residence for cases in Florida residents based on the patient's ZIP Code. Note that city is not always received as part of the initial notification and may be missing while the case is being investigated.

City and county	Cases
Longview, Dade	2
Jacksonville, Nassau	2
Kingsley Lake, Bradford	2
Mesa, Unknown	2
Miramar, Dade	2
Newberry, Gilchrist	2
Ormond Beach, Flagler	2
Okeechobee, Lake	2
Milligan, Okaloosa	2
Ocoee, Leon	2
Land O Lakes, Hillsborough	2
Lloyd, Jefferson	2
Los Angeles, Dade	2
Keystone Heights, Bradford	2
Carl Fisher, Dade	2
Cross City, Taylor	2
Glenwood, Volusia	2
Fort Lauderdale, Alachua	2
Wacissa, Jefferson	2
Windermere, Lake	2
Winter Park, Highlands	2
Saint Marys, Nassau	2
San Antonio, Orange	1
Shirley, Flagler	1
Seminole, Leon	1
Syracuse, Polk	1
Tallahassee, Dade	1
Tamarac, Dade	1
Tarpon Springs, Unknown	1
Tavares, Orange	1
Town Of Nocatee, St. Johns	1
University Of Central FI, Pinellas	1
Unkn, Duval	1
Unknown, Volusia	1
Piassa, Putnam	1
Saint Joseph, Volusia	1
Russellville, Bay	1
Port Saint Lucie, Palm Beach	1
Prattville, Hillsborough	1
Prestonsburg, Bay	1
Quincy, Jackson	1
Rapid City, Broward	1
Red Bay, Holmes	1
Woodbine, Nassau	1
Winter Garden, Marion	1
Winter Park, Citrus	1
Winter Park, Hendry	1
Winter Garden, Duval	1
West Yarmouth, St. Lucie	1
Waipahu, Santa Rosa	1
Ward, Polk	1
Suitland, Volusia	1
Venetian Islands, Dade	1
Fort Lauderdale, Leon	1
Fort White, Clay	1
Downingtown, Hillsborough	1
Greensburg, Palm Beach	1
Far Rockaway, Dade	1
Garden City, Alachua	1

COVID-19: characteristics of 1,056,065 Florida resident cases

Data through Dec 7, 2020 verified as of Dec 8, 2020 at 09:25 AM

Data in this report are provisional and subject to change.

The table below includes the cities and counties of residence for cases in Florida residents based on the patient's ZIP Code. Note that city is not always received as part of the initial notification and may be missing while the case is being investigated.

City and county	Cases
Gaylord, Orange	1
Hoclywsod, Dade	1
Hiawassee, Osceola	1
Homeless, Hillsborough	1
Homeless, Monroe	1
Homeless, Pinellas	1
Gurabo, Osceola	1
Haines Creek, Lake	1
Hallandale, Unknown	1
Hernando, Marion	1
Hialeah, Collier	1
Dallas, Hernando	1
Deer Park, Dade	1
Deerfield Beach, Unknown	1
Deland, Seminole	1
Carmel, Orange	1
Chicago, Unknown	1
Coconut Ck, Unknown	1
Copeland, Collier	1
Brandon, Unknown	1
Brooklyn, Lee	1
Caracas, Dade	1
Boca Raton, Broward	1
Belle Isle, Osceola	1
Apopka, Brevard	1
Apopka, Clay	1
Apopka, Polk	1
Asheville, Highlands	1
Bartow, Hardee	1
Bel Air, Collier	1
Alachua, Duval	1
Alpharetta, Broward	1
Key West, Duval	1
Kingsland, Nassau	1
Knoxville, Bay	1
Indian Rocks Beach, Duval	1
Jefferson, Dade	1
Jonesboro, Leon	1
Jupiter, Dade	1
Jupiter, St. Lucie	1
Kenilworth, Leon	1
Mckinney, Broward	1
Miamc, Dade	1
Lake Butler, Alachua	1
Lakeland, Unknown	1
Ldhl, Broward	1
Las Vegas, Palm Beach	1
North Palm Beach, Orange	1
Northport, Sarasota	1
Oakland, Lee	1
Milford, Lee	1
Micanopy, Marion	1
Monroe Township, Palm Beach	1
Moore Haven, Okeechobee	1
Morrisville, Unknown	1
Orlando, Putnam	1
Orlo Vista, Orange	1
Other, Dade	1
Pass-A-Grille Beach, Pinellas	1

COVID-19: characteristics of 1,056,065 Florida resident cases

Data through Dec 7, 2020 verified as of Dec 8, 2020 at 09:25 AM

Data in this report are provisional and subject to change.

The table below includes the cities and counties of residence for cases in Florida residents based on the patient's ZIP Code. Note that city is not always received as part of the initial notification and may be missing while the case is being investigated.

City and county	Cases
Pembroke Lakes, Broward	1
North Laud, Unknown	1
Oldsra, Manatee	1
Paducah, Manatee	1
Panama City, Unknown	1
Pembroke Pines, Dade	1
Pensacola, Sumter	1
Monroe, Hillsborough	1
Missing, Osceola	1
Middletown, Osceola	1
Melrose, Clay	1
Longwood, Broward	1
Lucedale, St. Lucie	1
Macclenny, Duval	1
Mayaguez, Dade	1
Interlachen, Duval	1
Hosford, Calhoun	1
Greenbrier, Bay	1
Hialeahgardens, Dade	1
Davie, Unknown	1
Dayton, Orange	1
Cincinnati, Dade	1
Circle Pines, St. Lucie	1
Clearwater, Escambia	1
Champions Gate, Osceola	1
Columbia, Volusia	1
Gibsonton, Unknown	1
Floral, Okaloosa	1
Dracut, Orange	1
Edgewood, Broward	1
Baker, Santa Rosa	1
Alva, Escambia	1
Arcadia, Highlands	1
Armstrong, St. Johns	1
Belmont, Santa Rosa	1
Blountstown, Broward	1
Belle Isle, Duval	1
Bronson, Alachua	1
Brooker, Alachua	1
Bonita, Lee	1
Brandon, Pinellas	1
Wtixrat, Dade	1
Windermere, Volusia	1
Westlake Village, Unknown	1
Watersound, Bay	1
Unk, Duval	1
Ventura, Orange	1
Umatilla, Marion	1
Trenton, Dixie	1
Unknown, Unknown	1
Powell, Lee	1
Perth Amboy, Hillsborough	1
Puerto Rico, Unknown	1
Randolph, Orange	1
Saint Lucie Village, St. Lucie	1
Sebring, Glades	1
Sharpes, Brevard	1
Sorrento, Orange	1
Sanford, Orange	1

COVID-19: characteristics of 1,056,065 Florida resident cases

Data through Dec 7, 2020 verified as of Dec 8, 2020 at 09:25 AM

Data in this report are provisional and subject to change.

The table below includes the cities and counties of residence for cases in Florida residents based on the patient's ZIP Code. Note that city is not always received as part of the initial notification and may be missing while the case is being investigated.

City and county	Cases
Saint Petersburg, Charlotte	1
Sunrise, Dade	1
Toms River, Lee	1
Tourist, Dade	1
Sun City Center, Lee	1
Surfside Beach, Orange	1
Tavares, Unknown	1
Temple, Palm Beach	1
Unknown, Duval	1
Stiamk, Dade	1
Saint Petersburg, Duval	1
Port Charlotte, Lee	1
Roswell, Bay	1
Ruskin, Manatee	1
Port Saint Lucie, Marion	1
Port St Luice, Unknown	1
Port St. Lucie, St. Lucie	1
Rivera Beach, Unknown	1
Winter Springs, Orange	1
Youngstown, Washington	1
Zellwood, Brevard	1
Zellwood, Osceola	1
Winter Park, Manatee	1
Winter Park, Palm Beach	1
Winter Park, Pinellas	1
Winnetka, Dade	1
Weston, Unknown	1
Wildwood, Lee	1
West Palm Beach, Unknown	1
West Hollywood, Broward	1
Boys Ranch, Suwannee	1
Celebration, Orange	1
Coal City, Pasco	1
Delray Beach, Broward	1
Arabi, Orange	1
Austin, Dade	1
Azalea Park, Broward	1
Addison, Pasco	1
Alafaya, Dade	1
Alford, Washington	1
Apo, Collier	1
Belle Isle, Seminole	1
Apopka, Alachua	1
Apopka, Citrus	1
Big Torch Key, Monroe	1
Black, Holmes	1
Boca Raton, Lee	1
Bonifay, Unknown	1
East Rockland Key, Monroe	1
Crescent City, Marion	1
Crestview, Unknown	1
Grant Valkaria, Brevard	1
Fort Worth, Broward	1
Franklin, Orange	1
Gainesville, Santa Rosa	1
Fort Lauderdale, Lee	1
Fort Pierce, Brevard	1
High Springs, Columbia	1
Gwynn Oak, Polk	1

COVID-19: characteristics of 1,056,065 Florida resident cases

Data through Dec 7, 2020 verified as of Dec 8, 2020 at 09:25 AM

Data in this report are provisional and subject to change.

The table below includes the cities and counties of residence for cases in Florida residents based on the patient's ZIP Code. Note that city is not always received as part of the initial notification and may be missing while the case is being investigated.

City and county	Cases
Indianapolis, Lee	1
Jena, Taylor	1
Newaygo, Charlotte	1
Na, Dade	1
Naples, Leon	1
Okeechobee, Highlands	1
Missing, Washington	1
Missing, Flagler	1
Pompano Beach, Dade	1
Pompano Beach, Osceola	1
Pine Hills, Polk	1
Pensacola Naval Hospital, Escambia	1
Painted Post, Pasco	1
Palatka, Marion	1
Mattoon, Lee	1
Milford, Bay	1
Littleton, St. Johns	1
Los Angeles, Orange	1
Marianna, Washington	1
Mary Esther, Hillsborough	1
Lake Worth, Unknown	1
Land, Unknown	1
Lecanto, Palm Beach	1
Lake In The Hills, Broward	1
Jupiter, Pinellas	1
Kansas City, Palm Beach	1
North Porte, Unknown	1
Notrealville, Polk	1
Ocoee, Manatee	1
Okeechobi, Unknown	1
Orlando, Gadsden	1
Orem, Dade	1
Orlando, Clay	1
Orlando, Walton	1
Oviedo, Lake	1
Panomo City, Bay	1
Pensacola, Dade	1
Plantation Key, Monroe	1
Plantation, Leon	1
Ridgewood, Lee	1
Roseville, Broward	1
San Marcos, Unknown	1
Sarasota, Unknown	1
Saint Petersburg, Bay	1
Pooler, Broward	1
Port Canaveral, Brevard	1
Surprise, Unknown	1
St Cloud, Orange	1
Syracuse, Unknown	1
Vernon, Walton	1
Unknown, Manatee	1
Venezuela, Unknown	1
University Of Central Florida, Duval	1
Twentynine Palms, Broward	1
Winfield, Hillsborough	1
Winter Garden, Lee	1
Winter Garden, Unknown	1
Winter Park, Bay	1
Whippany, Volusia	1

COVID-19: characteristics of 1,056,065 Florida resident cases

Data through Dec 7, 2020 verified as of Dec 8, 2020 at 09:25 AM

Data in this report are provisional and subject to change.

The table below includes the cities and counties of residence for cases in Florida residents based on the patient's ZIP Code. Note that city is not always received as part of the initial notification and may be missing while the case is being investigated.

City and county	Cases
Xifamk, Dade	1
Metter, Manatee	1
Miami Dade, Unknown	1
Miamksaohes, Dade	1
Missing, Lafayette	1
North Brunswick, St. Lucie	1
North Lauderdale, Unknown	1
Monument, Broward	1
Mokena, Lee	1
Mount Vernon, Volusia	1
Mulberry, Hillsborough	1
Morrisville, Palm Beach	1
Inglis, Citrus	1
Greensboro, Leon	1
Irmo, Unknown	1
Island Grove, Alachua	1
Jacksonville, Baker	1
Key West, Palm Beach	1
Kilgore, Dade	1
Jupiter Inlet, Palm Beach	1
Macclenny, Dixie	1
Madison, Jefferson	1
Land O Lakes, Unknown	1
Landolakes, Unknown	1
Lima, Volusia	1
Crestview, Broward	1
Crestview, Walton	1
Clarcona, Seminole	1
Clearwater, Leon	1
Callahan, Duval	1
Bradenton, Lee	1
Bogota, Unknown	1
Alafaya, Pinellas	1
Apopka, Leon	1
Atlanta, Walton	1
Attalla, Broward	1
Azalea Park, Lake	1
Azalea Park, Polk	1
Glen Cove, Unknown	1
Glen Saint Mary, Duval	1
Gainesville, Levy	1
Fr, Lake	1
Fleming Island, Duval	1
Crystal River, Marion	1
Cape San Blas, Gulf	1
Deerfield Beach, Polk	1
Defuniak Springs, Okaloosa	1
Dade City, Unknown	1
Eatonville, Hillsborough	1
Woodland Hills, Brevard	1
Westerville, Hillsborough	1
Windermere, Dade	1
Winston Salem, Unknown	1
Wilbur By The Sea, Volusia	1
Willowbrook, Lee	1
University Of Central Fl, Pasco	1
Tampa, Manatee	1
University Of Central Florida, Hillsborough	1
Wellington, Unknown	1

COVID-19: characteristics of 1,056,065 Florida resident cases

Data through Dec 7, 2020 verified as of Dec 8, 2020 at 09:25 AM

Data in this report are provisional and subject to change.

The table below includes the cities and counties of residence for cases in Florida residents based on the patient's ZIP Code. Note that city is not always received as part of the initial notification and may be missing while the case is being investigated.

City and county	Cases
Vero Beach, Brevard	1
Village Of Palm Springs, Palm Beach	1
Webster, Pasco	1
Palm City, Unknown	1
Oviedo, Leon	1
Porter Ranch, Dade	1
Raiford, Bradford	1
Pompano Beach, Alachua	1
Pine Hills, Broward	1
Port Saint Lucie, Indian River	1
Riverview, Manatee	1
Russellville, Hillsborough	1
Saint Augustine, Okaloosa	1
Steinhatchee, Alachua	1
San Diego, Unknown	1
Longwood, Orange	1
Miamii, Dade	1
Miamt, Dade	1
Mid Florida, Seminole	1
Middleburg, Duval	1
Old Town, Gilchrist	1
Ocoee, Hillsborough	1
Ocala, Unknown	1
N/A, Duval	1
Naples, Alachua	1
Jeffersonville, Broward	1
Homeless, Dade	1
Hickory, Lee	1
Hallandate Ben, Unknown	1
Live Oak, Columbia	1
Lauderdale Hill, Unknown	1
Lake Worth, Broward	1
Colorado Springs, Unknown	1
Conifer, Lee	1
Bryn Mawr, Palm Beach	1
Camden Wyoming, Duval	1
Chipley, Holmes	1
Chipley, Jackson	1
Chattanooga, Dade	1
Alva, Collier	1
Alys Beach, Bay	1
333, Unknown	1
Alafaya, Volusia	1
Apple Creek, Citrus	1
Azalea Park, Osceola	1
Fortlauderdale, Unknown	1
Ft Pierce, Unknown	1
Garland, Orange	1
Fort Denaud, Glades	1
Everett, Dade	1
FI State Lot, Leon	1
El Paso, Unknown	1
Eatonville, Seminole	1
Destin, Unknown	1
South Otsellic, Dade	1
Springhill, Unknown	1
Saint Petersburg, Dade	1
San Juan, Osceola	1
San Pedro Sula, Dade	1

COVID-19: characteristics of 1,056,065 Florida resident cases

Data through Dec 7, 2020 verified as of Dec 8, 2020 at 09:25 AM

Data in this report are provisional and subject to change.

The table below includes the cities and counties of residence for cases in Florida residents based on the patient's ZIP Code. Note that city is not always received as part of the initial notification and may be missing while the case is being investigated.

City and county	Cases
Richmond Heights, Dade	1
Rochester, Lee	1
Rosemary Beach, Bay	1
University Of Central Fl, St. Johns	1
University Of Central Florida, Dade	1
Unknown, Orange	1
Tinley Park, Lee	1
Sumatra, Liberty	1
Telluride, Lee	1
Winter Garden, Sumter	1
Wimauma, Manatee	1
Windermere, Lee	1
Wayne, Dade	1
West Simsbury, Collier	1
Bryn Mawr, Collier	1
Apopka, Palm Beach	1
Aspen, Palm Beach	1
Azalea Park, Sarasota	1
Bartow, Unknown	1
Boca Rotan, Unknown	1
Clermont, Unknown	1
Duke Field Air Force Station, Okaloosa	1
Deltona , Volusia	1
Columbia, Orange	1
Coral Springs, Unknown	1
Cornelius, Leon	1
Crestview, Dade	1
Dade City, Polk	1
Dania, Unknown	1
Darien, Pasco	1
Fdsf, Unknown	1
Fwb, Unknown	1
Gainesville, Orange	1
Gastonia, Polk	1
Green, Clay	1
Gulf Shores, Escambia	1
Knoxville, Duval	1
Hialeah Lakes, Dade	1
Hilliard, Dade	1
Hollywood, Leon	1
Holt, Unknown	1
Humble, Broward	1
Los Angeles, Polk	1
Lakewood, Unknown	1
Maitland, Unknown	1
Melbourne, Orange	1
Miami Beach, Palm Beach	1
Miami Granders, Dade	1
Missing, Sarasota	1
Missing, Taylor	1
Myakka, Duval	1
Naples, Broward	1
Naugatuck, Lee	1
Minneapolis, Broward	1
Minneapolis, Collier	1
Missing, Highlands	1
Otter Creek, Levy	1
Opa Locka, Unknown	1
New Vernon, Sarasota	1

COVID-19: characteristics of 1,056,065 Florida resident cases

Data through Dec 7, 2020 verified as of Dec 8, 2020 at 09:25 AM

Data in this report are provisional and subject to change.

The table below includes the cities and counties of residence for cases in Florida residents based on the patient's ZIP Code. Note that city is not always received as part of the initial notification and may be missing while the case is being investigated.

City and county	Cases
New York, Broward	1
Oakland, Broward	1
Oakland, Manatee	1
Ocoee, Polk	1
Port Charlotte Fl, Unknown	1
Ponce, Orange	1
Pensacola, Santa Rosa	1
Plantation, Unknown	1
Coconut Creek, Unknown	1
Deland, St. Lucie	1
Delray, Palm Beach	1
Clermont, Osceola	1
Clewiston, Glades	1
Cartersville, Unknown	1
Anaheim, Unknown	1
Alafaya, Palm Beach	1
Athens, Duval	1
Bogota, Orange	1
Belle Isle, Dade	1
Bronx, Palm Beach	1
Homeless, Polk	1
Homosassa, Hernando	1
Harrison, Pinellas	1
Granada Hills, Broward	1
Hailandale, Unknown	1
Hialeah, Bay	1
Gotha, Palm Beach	1
Fort Myers, Unknown	1
Fort Pierce, Unknown	1
Eatonville, Osceola	1
Eau Gallie, Brevard	1
Edgewood, Osceola	1
Cypress, Leon	1
Lake Geneva, Clay	1
Lake City, Hamilton	1
Jerusalem, St. Johns	1
La Grange, Dade	1
Louisville, Manatee	1
Los Angeles Ca, Unknown	1
Lewisburg, Pasco	1
Littleton, Dade	1
Maitland, Dade	1
Navarre, Okaloosa	1
Newark, Broward	1
Newburgh, Bay	1
Okeechobee, Glades	1
Oooooo, Unknown	1
North Pole, Seminole	1
North Port, Lee	1
Middlesburg, Duval	1
Miami, Hillsborough	1
Marshall, Dade	1
Mount Pleasant, Gadsden	1
Missing, Jackson	1
Port Everglades, Broward	1
Rye, Duval	1
Rex, Duval	1
Orlando, Washington	1
Orem, Broward	1

COVID-19: characteristics of 1,056,065 Florida resident cases

Data through Dec 7, 2020 verified as of Dec 8, 2020 at 09:25 AM

Data in this report are provisional and subject to change.

The table below includes the cities and counties of residence for cases in Florida residents based on the patient's ZIP Code. Note that city is not always received as part of the initial notification and may be missing while the case is being investigated.

City and county	Cases
Peoria, Unknown	1
Pacifica, Dade	1
Palm Coast, Polk	1
Palm Coast, Volusia	1
Parker, Dade	1
Washington, Unknown	1
Wekiva Springs, Seminole	1
Tulsa, Orange	1
University Of Central Fl, Clay	1
Tallahassee, Duval	1
Sun City Center, Hardee	1
Spring Hill , Hernando	1
Starke, Clay	1
Stone Mountain, Palm Beach	1
Saint Petersburg, St. Lucie	1
Saint Johns, Unknown	1
Saxis, Lee	1
Sebring, Lee	1
Winter Garden, Pinellas	1
Winter Park, Calhoun	1
Winter Park, Indian River	1
Winter Park, Lee	1
Windermere, Pasco	1
West Villages, Sarasota	1
Wichita, Volusia	1
Windermere, Broward	1
Zolfo Springs, Polk	1
Tangerine, Seminole	1
Tampa Palms, Hillsborough	1
Soldotna, Broward	1
South Burlington, Orange	1
Steinhatchee, Madison	1
Weston, Dade	1
Wheaton, Lee	1
Wesley Chapel, Alachua	1
Tewksbury, Orange	1
University Of Central Florida, Monroe	1
Ocoee, Lee	1
Ocoee, Volusia	1
Okeechobee, St. Lucie	1
Opalocka, Dade	1
Orlando, Hendry	1
Orlando, Levy	1
Palm Springs North, Dade	1
Palm Coast, Duval	1
Pembroke Puine, Unknown	1
Perry, Leon	1
Provincetown, Collier	1
Pineland, Lee	1
Saint Johns, Orange	1
San Antonio, Sarasota	1
San Antonio, Unknown	1
Sanford, Volusia	1
Oakland, Lake	1
Oakland, Leon	1
Missing, Leon	1
Naples, Orange	1
New Richmond, Volusia	1
Magnolia Square, Osceola	1

COVID-19: characteristics of 1,056,065 Florida resident cases

Data through Dec 7, 2020 verified as of Dec 8, 2020 at 09:25 AM

Data in this report are provisional and subject to change.

The table below includes the cities and counties of residence for cases in Florida residents based on the patient's ZIP Code. Note that city is not always received as part of the initial notification and may be missing while the case is being investigated.

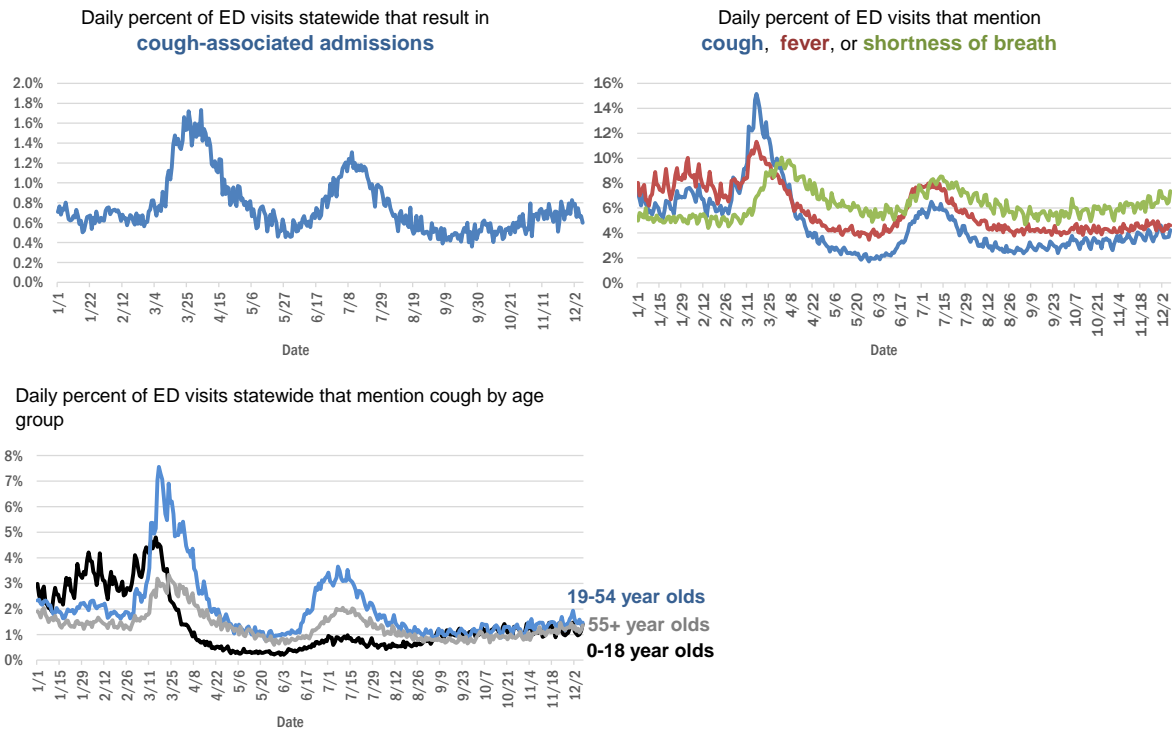
City and county	Cases
Maitland, Alachua	1
Las Vegas, Orange	1
Melrose, Alachua	1
Miamf, Dade	1
Miami G, Dade	1
Miami, Collier	1
Marianna, Calhoun	1
Greenville, Jefferson	1
Holt, Santa Rosa	1
Gotha, Leon	1
Gilmer, Dade	1
Haverford, Hillsborough	1
Hispanic, St. Lucie	1
Lemoyne, Manatee	1
Lake Placid, Alachua	1
Kingsland, Duval	1
Kissimmee, Brevard	1
Lake Buena Vista, Orange	1
Clear Brook, Lee	1
Crestview, Holmes	1
Columbus, Brevard	1
Cookeville, Seminole	1
Dallas, Lee	1
Deland, Lake	1
Deland, Polk	1
Doctors Inlet, Clay	1
Estero, Collier	1
Fanning Springs, Levy	1
Cumberland, Palm Beach	1
Dade City, Hillsborough	1
Boca Raton, Unknown	1
Blowing Rock, Polk	1
Carol Stream, Orange	1
Charlotte, Pasco	1
Apopka, St. Lucie	1
Belle Isle, Polk	1
Apopka, Manatee	1
99, Unknown	1
Aollywoss, Dade	1
Total	1,056,065

COVID-19: additional surveillance information

Data through Dec 7, 2020 verified as of Dec 8, 2020 at 09:25 AM

Data in this report are provisional and subject to change.

Statewide emergency department (ED) chief complaint and admission data



The Electronic Surveillance System for the Early Notification of Community-Based Epidemics (ESSENCE-FL) includes chief complaint data from 211 of 211 Florida EDs. Data are transmitted electronically to ESSENCE-FL daily or hourly.

COVID-19: testing by laboratory

Data through Dec 7, 2020 verified as of Dec 8, 2020 at 09:25 AM

Data in this report are provisional and subject to change.

The numbers in the table below represent the number of Florida and non-Florida residents for whom test results were received by the Department of Health. A person can be tested by more than one laboratory and can have both positive and negative results. **Therefore, the sum of the numbers in each column will be larger than the total number of people tested.**

Reporting lab	Inconclusive	Negative	Positive	Percent positive	Total
LABORATORY CORPORATION OF AMERICA	2,031	1,252,798	155,470	11%	1,410,299
QUEST DIAGNOSTICS	9,322	1,129,987	156,468	12%	1,295,777
BIO REFERENCE LABORATORIES, INC	7,244	729,436	132,427	15%	869,107
CURATIVE LABS	7,780	763,677	90,666	11%	862,123
GENETWORX	661	390,602	32,932	8%	424,195
REALTOX LABS LLC	3,838	339,880	54,425	14%	398,143
HELIX	3,060	262,612	37,476	12%	303,148
EAST FLORIDA STATE COLLEGE - BREVARD		194,775	24,555	11%	219,330
RCA LABORATORY SERVICES, LLC		179,982	12,076	6%	192,058
IMPACT HEALTH BIOMETRIC TESTING, INC	836	148,037	14,815	9%	163,688
ELABNETWORK	1,058	131,186	10,821	8%	143,065
NOMIHEALTH		128,852	14,167	10%	143,019
MAKO GENOMICS	5,773	112,903	18,340	13%	137,016
NORTHWEST LABORATORY	246	120,951	6,734	5%	127,931
BPHL-JACKSONVILLE	18	108,649	16,923	13%	125,590
MAYO CLINIC LABORATORIES	269	108,245	11,433	10%	119,947
ADVENT HEALTH LAB	112	101,260	13,957	12%	115,329
MEDICAL DIAGNOSTIC LABORATORIES	967	97,574	13,965	12%	112,506
ADVENTHEALTH LAB	98	99,603	9,819	9%	109,520
BAYCARE LABORATORIES LLC	453	97,870	8,293	8%	106,616
MEMORIAL REGIONAL HOSPITAL SOUTH	22	84,262	16,638	16%	100,922
BIOCOLLECTIONS WORLDWIDE, INC	591	88,596	11,542	11%	100,729
BPHL-MIAMI	225	84,849	13,784	14%	98,858
KORVALABS, INC	1,281	90,557	4,633	5%	96,471
ASCENSION SACRED HEART HOSPITAL - PENSACOLA	2	84,917	10,833	11%	95,752
ORLANDO HEALTH SYSTEM	584	84,396	8,066	9%	93,046
SUNPATH MEDICAL DIAGNOSTICS LABORATORY	694	66,572	9,552	12%	76,818
TAMPA GENERAL HOSPITAL	4	69,384	5,464	7%	74,852
FULGENT DIAGNOSTICS LABORATORY	1,156	67,006	5,569	8%	73,731
UF HEALTH MEDICAL LAB	33	68,060	5,511	7%	73,604
BPHL-TAMPA (SPECTRUM BLVD)	45	60,603	10,108	14%	70,756
DIATHERIX LABORATORIES		62,015	8,622	12%	70,637
TESTING MATTERS INC	50	60,206	7,625	11%	67,881
AKESOGEN		52,635	8,397	14%	61,032
BAPTIST HEALTH SOUTH FLORIDA	206	48,004	7,414	13%	55,624
ASCENSION ST VINCENT'S - RIVERSIDE	1	49,204	5,641	10%	54,846
JACKSON MEMORIAL HOSPITAL CLINICAL LAB	79	45,412	8,522	16%	54,013
ARUP LABORATORIES	16	49,930	2,897	5%	52,843
AMERICAN HEALTH ASSOCIATES	9	47,101	3,478	7%	50,588
UF HEALTH SHANDS HOSPITAL	297	46,495	2,801	6%	49,593
LAKELAND REGIONAL MEDICAL CENTER	116	43,972	4,786	10%	48,874
REAL DIAGNOSTICS	251	39,634	4,983	11%	44,868
AIT LABORATORIES		40,281	4,555	10%	44,836
VIRACOR EUROFINS		34,761	9,686	22%	44,447
SOUTH MIAMI HOSPITAL LAB	140	33,496	4,218	11%	37,854
ORANGE COUNTY CONVENTION CENTER		33,330	3,646	10%	36,976

COVID-19: testing by laboratory

Data through Dec 7, 2020 verified as of Dec 8, 2020 at 09:25 AM

Data in this report are provisional and subject to change.

The numbers in the table below represent the number of Florida and non-Florida residents for whom test results were received by the Department of Health. A person can be tested by more than one laboratory and can have both positive and negative results. **Therefore, the sum of the numbers in each column will be larger than the total number of people tested.**

Reporting lab	Inconclusive	Negative	Positive	Percent positive	Total
PWNHEALTH	54	33,758	2,435	7%	36,247
TALLAHASSEE MEMORIAL HOSPITAL	149	32,365	3,595	10%	36,109
REAL DIAGNOSTICS	170	31,058	4,468	13%	35,696
APPLIED INGENUITY DIAGNOSTICS LLC		34,088	1,578	4%	35,666
MIAMI DADE COUNTY		32,093	3,527	10%	35,620
BAPTIST HEALTH - JACKSONVILLE	4	33,330	2,200	6%	35,534
WALGREENS	30	27,463	4,994	15%	32,487
LEE HEALTH - CAPE CORAL HOSPITAL	3	26,718	4,204	14%	30,925
BROWARD GENERAL MEDICAL CENTER-CLINICAL LAB	2	26,809	2,727	9%	29,538
SARASOTA MEMORIAL HOSPITAL MAIN LAB	12	26,937	2,025	7%	28,974
UNIVERSITY OF MIAMI HOSPITAL	93	25,421	2,725	10%	28,239
MILLENNIUM PHYSICIAN GROUP	16	23,950	3,943	14%	27,909
UF HEALTH JACKSONVILLE	40	24,497	2,182	8%	26,719
NICKLAUS CHILDREN'S HOSPITAL	52	23,113	3,312	13%	26,477
FLORIDA HOSPITAL - TAMPA	37	24,115	1,967	8%	26,119
INGENIOUS PERSONALIZED MEDICINE	121	21,888	4,071	16%	26,080
ECCO LAB GROUP CO	369	21,430	3,670	14%	25,469
NORTH FLORIDA REGIONAL MEDICAL CENTER		19,729	1,982	9%	21,711
MOUNT SINAI MEDICAL CENTER	7	19,702	1,873	9%	21,582
ST JOSEPHS HOSPITAL LABORATORY	18	18,841	2,428	11%	21,287
STATLAB_MOBILE	1	19,242	1,985	9%	21,228
BRANDON REGIONAL HOSPITAL		18,544	2,201	11%	20,745
ACCESS DX LABORATORY	195	18,645	1,868	9%	20,708
ADVENT HEALTH - DAYTONA BEACH	32	18,882	1,413	7%	20,327
PALMETTO GENERAL HOSPITAL LAB	3	16,632	3,504	17%	20,139
JUPITER MEDICAL CENTER LAB	49	18,082	1,610	8%	19,741
JFK MEDICAL CENTER LAB	1	17,282	2,161	11%	19,444
NAPLES COMMUNITY HOSPITAL	60	17,198	1,755	9%	19,013
GENESIS REFERENCE LABORATORIES		17,420	1,490	8%	18,910
LAB DIAGNOSTICS LLC	375	12,695	5,142	28%	18,212
PANCARE OF FLORIDA INC		15,793	1,579	9%	17,372
BIOCERNA LABS	461	14,582	2,113	12%	17,156
INTEGRATED REGIONAL LABORATORIES LLP		14,884	2,159	13%	17,043
AVENTUS BIO LABS	16	14,985	1,971	12%	16,972
PATIENTS FIRST LAKE ELLA MEDICAL CENTER PA		14,259	2,537	15%	16,796
DRS CLACK SPENCER WHITE & MCCORMACK PA D/B/A		14,981	1,444	9%	16,425
SAINT MARY'S MEDICAL CENTER	22	14,000	1,650	11%	15,672
MORTON PLANT HOSPITAL-ADLER INSTITUTE	9	13,930	1,262	8%	15,201
HEALTH CENTER AT SINAI RESIDENCES		14,766	292	2%	15,058
ADVENTIST HEALTH SYSTEMS SUNBELT INC DBA		14,459	368	2%	14,827
INDIAN RIVER MEDICAL CENTER LAB		13,669	844	6%	14,513
EXACT SCIENCES LABORATORIES		13,091	1,037	7%	14,128
CLEVELAND CLINIC HOSPITAL LAB	4	11,887	1,506	11%	13,397
WELLINGTON REGIONAL MED CTR LAB	5	11,898	1,451	11%	13,354

COVID-19: testing by laboratory

Data through Dec 7, 2020 verified as of Dec 8, 2020 at 09:25 AM

Data in this report are provisional and subject to change.

The numbers in the table below represent the number of Florida and non-Florida residents for whom test results were received by the Department of Health. A person can be tested by more than one laboratory and can have both positive and negative results. **Therefore, the sum of the numbers in each column will be larger than the total number of people tested.**

Reporting lab	Inconclusive	Negative	Positive	Percent positive	Total
HEALTHLINK DIAGNOSTIC LABORATORIES	86	12,320	822	6%	13,228
LEESBURG REGIONAL MEDICAL CENTER		11,776	1,185	9%	12,961
HOLY CROSS HOSPITAL CLINICAL LAB	1	12,220	719	6%	12,940
OSCEOLA REGIONAL MEDICAL CENTER	1	11,129	1,516	12%	12,646
HOMESTEAD HOSPITAL CLINICAL LABORATORY	24	10,278	2,096	17%	12,398
RUTGERS CLINICAL GENOMICS LABORATORY	43	11,790	417	3%	12,250
MEMORIAL HOSPITAL JACKSONVILLE	8	10,162	1,834	15%	12,004
FLORIDA HOSPITAL WATERMAN LABORATORY	70	10,998	855	7%	11,923
ST MARKS HOSPITAL LABORATORY B	78	10,627	1,002	9%	11,707
WATSON CLINIC LLP		9,990	1,694	14%	11,684
STS LAB 2 LLC	6	11,311	321	3%	11,638
MEMORIAL REGIONAL HOSPITAL CLINICAL LABORATORY	10	10,686	728	6%	11,424
PWN HEALTH	17	9,183	2,001	18%	11,201
LEE HEALTH - LEE MEMORIAL HOSPITAL		8,442	2,710	24%	11,152
WEST KENDALL BAPTIST HOSPITAL	8	9,006	2,005	18%	11,019
NORTHWEST MEDICAL CENTER	1	9,623	1,311	12%	10,935
DELRAY MEDICAL CENTER LAB	3	9,909	1,008	9%	10,920
PRIVA PATH LABS	44	10,283	502	5%	10,829
ORANGE PARK MEDICAL CENTER	9	9,137	1,645	15%	10,791
BETHESDA HOSPITAL EAST		9,765	882	8%	10,647
LAWNWOOD REGIONAL MEDICAL CENTER	1	9,230	1,272	12%	10,503
LARKIN COMMUNITY HOSPITAL INC DBA CARDIOTROPIC		6,820	3,622	35%	10,442
OAK HILL HOSPITAL		9,396	974	9%	10,370
BAPTIST HEALTH - SOUTH		9,484	691	7%	10,175
ST ANTHONY'S HOSPITAL LAB	13	9,125	1,018	10%	10,156
WINTER HAVEN HOSPITAL CLINICAL LABORATORY	3	8,644	1,391	14%	10,038
UHEALTH CORAL GABLES/LENNAR MED CTR	3	9,301	557	6%	9,861
SRQ DRIVE THROUGH		8,944	905	9%	9,849
LARGO MEDICAL CENTER		8,811	922	9%	9,733
LARKIN COMMUNITY HOSPITAL	10	8,326	1,280	13%	9,616
PALM BEACH BALL PARK		8,604	994	10%	9,598
GOOD SAMARITAN MEDICAL CENTER LAB	1	8,356	1,226	13%	9,583
BAYFRONT HEALTH - ST PETERSBURG	16	8,202	1,305	14%	9,523
CLEVELAND CLINIC TRADITION HOSPITAL		8,982	538	6%	9,520
COAST DIAGNOSTICS LLC	27	8,769	676	7%	9,472
AVECINA	17	8,720	560	6%	9,297
WESTSIDE REGIONAL MED CTR	2	7,994	1,278	14%	9,274
MEASE COUNTRYSIDE LAB	2	8,273	798	9%	9,073
MERCY HOSPITAL A CAMPUS OF PLANTATION GEN HOSP LAB	1	7,594	1,444	16%	9,039
ST JOSEPHS HOSPITAL	8	7,963	1,011	11%	8,982
GULF COAST MEDICAL CENTER MICROLAB		7,021	1,936	22%	8,957
PALMS WEST HOSPITAL LAB	2	7,622	1,216	14%	8,840
AEGIS SCIENCES CORPORATION	39	7,948	836	9%	8,823
MEDICAL CENTER OF TRINITY CLINICAL LABORATORY	1	7,925	794	9%	8,720

COVID-19: testing by laboratory

Data through Dec 7, 2020 verified as of Dec 8, 2020 at 09:25 AM

Data in this report are provisional and subject to change.

The numbers in the table below represent the number of Florida and non-Florida residents for whom test results were received by the Department of Health. A person can be tested by more than one laboratory and can have both positive and negative results. **Therefore, the sum of the numbers in each column will be larger than the total number of people tested.**

Reporting lab	Inconclusive	Negative	Positive	Percent positive	Total
BOSTON HEART DIAGNOSTICS CORP		7,457	1,146	13%	8,603
WEST FLORIDA HOSPITAL LAB		7,014	1,554	18%	8,568
REGIONAL MEDICAL CENTER BAYONET POINT	2	7,987	537	6%	8,526
HALIFAX MEDICAL CENTER LAB	33	7,270	1,163	14%	8,466
CORAL GABLES HOSPITAL CLINICAL LABORATORY		7,113	1,334	16%	8,447
BAPTIST HEALTHCARE - BAPTIST HOSPITAL	5	7,066	1,374	16%	8,445
WEST BOCA MEDICAL CENTER LAB		7,767	646	8%	8,413
THE VILLAGES REGIONAL HOSPITAL		7,830	582	7%	8,412
MANATEE MEMORIAL HOSPITAL		7,677	647	8%	8,324
AVECINA MEDICAL OAKLEAF	3	6,977	1,330	16%	8,310
VISTA CLINICAL DIAGNOSTICS	106	7,591	559	7%	8,256
FLORIDA HOSPITAL HEARTLAND MED CTR CLINICAL LAB	33	7,179	960	12%	8,172
AVENTURA HOSPITAL LAB		6,618	1,480	18%	8,098
Capital Regional Medical Ctr		6,671	1,402	17%	8,073
LEE HEALTH - HEALTH PARK MEDICAL CENTER		6,698	1,308	16%	8,006
BLAKE MEDICAL CENTER		7,019	979	12%	7,998
PALM BEACH GARDENS MEDICAL CTR LAB		7,223	676	9%	7,899
ADVENT HEALTH - WESLEY CHAPEL	14	7,277	605	8%	7,896
ACCESS MEDICAL LABORATORIES		4,433	3,189	42%	7,622
NCH NORTH NAPLES HOSPITAL LAB	15	6,733	827	11%	7,575
NIGHT LITE PEDIATRICS	4	5,768	1,715	23%	7,487
DOCTORS HOSPITAL	4	6,321	1,155	15%	7,480
AVECINA MEDICAL	4	6,057	1,290	18%	7,351
FLORIDA HOSPITAL FLAGLER	29	6,678	450	6%	7,157
INFORM DIAGNOSTICS, INC		6,754	362	5%	7,116
INDIAN RIVER PATHOLOGY LLC		6,499	527	8%	7,026
LAKE CITY MEDICAL CENTER		5,689	1,319	19%	7,008
FLORIDA MEDICAL CENTER - A CAMPUS OF NORTH SHORE	2	6,029	826	12%	6,857
PLANTATION GENERAL HOSPITAL		5,761	1,072	16%	6,833
CORAL SPRINGS MED CTR		6,161	610	9%	6,771
LUMINUS DIAGNOSTICS		6,154	529	8%	6,683
NORTHSIDE HOSPITAL AND HEART INSTITUTE		6,037	631	9%	6,668
MALABAR MEDICAL WALK IN CLINIC		5,863	795	12%	6,658
NONA SCIENTIFIC	4	5,276	1,372	21%	6,652
NORTH SHORE MEDICAL CENTER		5,457	1,094	17%	6,551
NEMOURS CHILDRENS HOSPITAL		6,330	209	3%	6,539
FLORIDA HOSPITAL DELAND	10	5,696	809	12%	6,515
ALL CHILDREN'S HOSPITAL		6,116	359	6%	6,475
FLORIDA HOSPITAL ZEPHYRHILLS	10	5,929	523	8%	6,462
P4 CLINICAL, LLC	70	5,855	473	7%	6,398
BROWARD HEALTH NORTH CLINICAL LABORATORY		5,683	715	11%	6,398
GENOVA DIAGNOSTICS LABORATORY	16	5,970	405	6%	6,391
FLORIDA LABORATORY ANALYSIS		5,778	605	9%	6,383
BINAXNOW	8	5,022	1,335	21%	6,365
CENTRAL FLORIDA REGIONAL HOSPITAL		5,710	568	9%	6,278
PATHNOSTICS	15	4,627	1,554	25%	6,196

COVID-19: testing by laboratory

Data through Dec 7, 2020 verified as of Dec 8, 2020 at 09:25 AM

Data in this report are provisional and subject to change.

The numbers in the table below represent the number of Florida and non-Florida residents for whom test results were received by the Department of Health. A person can be tested by more than one laboratory and can have both positive and negative results. **Therefore, the sum of the numbers in each column will be larger than the total number of people tested.**

Reporting lab	Inconclusive	Negative	Positive	Percent positive	Total
Lake City HM		5,792	344	6%	6,136
FLORIDA HOSPITAL OF CARROLLWOOD	22	5,401	663	11%	6,086
VISTA CLINICAL	7	3,416	2,663	44%	6,086
MEMORIAL HOSPITAL WEST LABORATORY SERVICES	14	5,447	547	9%	6,008
CLEVELAND CLINIC MARTIN SOUTH HOSPITAL	1	5,430	488	8%	5,919
OCALA REGIONAL MEDICAL CENTER		5,246	630	11%	5,876
WEST PALM HOSPITAL LAB		5,365	452	8%	5,817
FULGENT DIAGNOSTICS	98	5,327	335	6%	5,760
LEE HEALTH - GULF COAST MEDICAL CENTER	2	4,716	998	17%	5,716
BAPTIST HEALTH SOUTH FLORIDA - WEST KENDALL URGENT CARE		4,859	787	14%	5,646
BAPTIST HEALTH - BEACHES		5,255	375	7%	5,630
UNITED CLINICAL LABORATORY LLC	2	4,562	1,054	19%	5,618
MARTIN HOSPITAL SOUTH LAB		4,966	279	5%	5,245
MORTON PLANT-MEASE	1	4,845	381	7%	5,227
LABSTAT LLC	2	4,938	277	5%	5,217
ANNE BATES LEACH EYE HOSPITAL/ ABLEH MICROBIOLOGY LABORATORY	19	5,105	73	1%	5,197
KD MEDICAL CHOICE LLC		4,667	527	10%	5,194
MEMORIAL HOSPITAL MICRO		4,797	329	6%	5,126
LAKESWOOD RANCH MEDICAL CENTER		4,734	367	7%	5,101
POINCIANA MEDICAL CENTER		3,984	1,104	22%	5,088
LEON MEDICAL CENTERS LLC		4,042	989	20%	5,031
MEDEXPRESS URGENT CARE	2	3,208	1,802	36%	5,012
WEST MARION COMMUNITY HOSPITAL LAB		4,367	605	12%	4,972
FLORIDA HOSPITAL FISH MEMORIAL	19	4,364	585	12%	4,968
ST JOSEPHS NORTH HOSPITAL LAB	1	4,396	531	11%	4,928
ADVENTHEALTH CENTRA CARE LAKE BUENA VISTA		4,712	130	3%	4,842
ARCPPOINT LABS	2	3,903	917	19%	4,822
SUNRISE MEDICAL LABORATORIES	2	4,498	298	6%	4,798
NIGHT LITE PEDIATRIC CENTER LLC		4,410	344	7%	4,754
AMERICAN FAMILY CARE		2,856	1,883	40%	4,739
TROPICANA FIELD - LOT 2	17	4,297	411	9%	4,725
IMPERIAL POINT MEDICAL CENTER		4,309	358	8%	4,667
CLEVELAND CLINIC MARTIN NORTH HOSPITAL		4,230	415	9%	4,645
ST LUCIE MEDICAL CENTER		3,798	815	18%	4,613
CARDIOPATH	1	4,198	390	8%	4,589
SOUTH BAY HOSPITAL CLINICAL LAB		4,183	405	9%	4,588
UNKNOWN	3	2,757	1,826	40%	4,586
AVERO DIAGNOSTICS - IRVING	2	4,249	274	6%	4,525
BAPTIST HEALTH - NASSAU		4,250	191	4%	4,441
BAPTIST HEALTH SOUTH FLORIDA - COUNTRY WALK URGENT CARE		3,799	610	14%	4,409
OVIEDO MEDICAL CENTER		3,917	450	10%	4,367
MOFFITT CANCER CENTER	6	4,250	85	2%	4,341
HIALEAH HOSPITAL	4	3,364	808	19%	4,176
SOUTH FLORIDA BAPTIST HOSPITAL MICRO	2	3,580	560	14%	4,142
FORT WALTON BEACH MEDICAL CENTER		3,575	538	13%	4,113
HEALTHQUEST ESOTERICIS		2,974	1,124	27%	4,098

COVID-19: testing by laboratory

Data through Dec 7, 2020 verified as of Dec 8, 2020 at 09:25 AM

Data in this report are provisional and subject to change.

The numbers in the table below represent the number of Florida and non-Florida residents for whom test results were received by the Department of Health. A person can be tested by more than one laboratory and can have both positive and negative results. **Therefore, the sum of the numbers in each column will be larger than the total number of people tested.**

Reporting lab	Inconclusive	Negative	Positive	Percent positive	Total
ST PETERSBURG GENERAL HOSPITAL		3,374	639	16%	4,013
GENESIS MEDICAL LABORATORY	51	3,380	538	14%	3,969
CARDIOTROPIC LABS	83	3,141	724	18%	3,948
BAPTIST HEALTH SOUTH FLORIDA - MIAMI LAKES URGENT CARE		3,179	753	19%	3,932
FLORIDA HOSPITAL NORTH PINELLAS	11	3,650	262	7%	3,923
NIGHT LITE PEDIATRICS URGENT CARE	1	3,386	528	13%	3,915
PHYSICIANS REGIONAL MEDICAL CENTER - PINE RIDGE RD	1	3,171	652	17%	3,824
CernerELR_Advent		3,511	272	7%	3,783
VIKOR SCIENTIFIC	3	2,980	798	21%	3,781
MEDARBOR DIAGNOSTICS	1	2,874	867	23%	3,742
HOLIDAY CVS LLC		3,529	176	5%	3,705
THE HEALTHCARE DISTRICT OF PALM BEACH COUNTY	11	3,312	311	9%	3,634
SYNERGY LABORATORIES	7	3,288	330	9%	3,625
CLARITY LAB SOLUTIONS LLC		3,608	4	0%	3,612
UNIVERSITY HOSPITAL AND MEDICAL CENTER		2,806	802	22%	3,608
BAPTIST HEALTH SOUTH FLORIDA - DORAL URGENT CARE		2,955	642	18%	3,597
SANTA ROSA MEDICAL CENTER		2,913	527	15%	3,440
BAPTIST HEALTH SOUTH FLORIDA - CORAL SPRINGS URGENT CARE		3,036	396	12%	3,432
BAPTIST HEALTH SOUTH FLORIDA - WESTCHESTER URGENT CARE		2,875	532	16%	3,407
BAPTIST HEALTH SOUTH FLORIDA - PEMBROKE PINES URGENT CARE		2,903	474	14%	3,377
ISPM LABS, LLC DBA CAPSTONE DIAGNOSTICS, LLC		3,299	76	2%	3,375
PUTNAM COMMUNITY MEDICAL CENTER		3,017	356	11%	3,373
WESTCHESTER HOSPITAL	23	2,732	566	17%	3,321
BAYFRONT HEALTH - VENICE REGIONAL MEDICAL	1	3,076	241	7%	3,318
BAYCARE COMMUNITY HEALTH		3,250	64	2%	3,314
FLORIDA HOSPITAL OCALA		3,082	202	6%	3,284
GENE BY GENE, GENOMICS RESEARCH CENTER LAB	35	3,161	87	3%	3,283
BAPTIST HEALTH - NORTH		2,580	698	21%	3,278
MEASE DUNEDIN HOSPITAL	4	3,002	256	8%	3,262
H LEE MOFFITT CANCER CENTER LABORATORY		3,197	42	1%	3,239
EGLIN AIR FORCE BASE	5	2,303	832	26%	3,140
PALMS OF PASADENA HOSPITAL		2,823	313	10%	3,136
EXPRESS GENE MOLECULAR DIAGNOSTICS LABORATORY		2,735	395	13%	3,130
RAULERSON HOSPITAL		2,638	478	15%	3,116
DOCTORS HOSPITAL OF SARASOTA CLINICAL LABORATORY		2,705	334	11%	3,039
MIDWAY SPECIALTY CARE CENTER DIAGNOSTICS	37	2,784	210	7%	3,031
BAYFRONT HEALTH - PORT CHARLOTTE		2,758	241	8%	2,999
SOLARIS DIAGNOSTICS	4	2,681	314	10%	2,999
ACUTIS DIAGNOSTICS	15	2,548	400	13%	2,963
SYNERGY DIAGNOSTIC LABORATORY	82	2,627	235	8%	2,944
MEMORIAL HOSPITAL- MIRAMAR	12	2,709	216	7%	2,937
STONE CLINICAL LABORATORIES		2,789	96	3%	2,885
ANGEL KIDS PEDIATRICS		2,777	97	3%	2,874
TWIN CITIES HOSPITAL	1	2,505	301	11%	2,807
NORTHWEST FLORIDA COMMUNITY HOSPITAL	18	1,909	863	31%	2,790
BETHESDA HOSPITAL WEST		2,516	234	9%	2,750

COVID-19: testing by laboratory

Data through Dec 7, 2020 verified as of Dec 8, 2020 at 09:25 AM

Data in this report are provisional and subject to change.

The numbers in the table below represent the number of Florida and non-Florida residents for whom test results were received by the Department of Health. A person can be tested by more than one laboratory and can have both positive and negative results. **Therefore, the sum of the numbers in each column will be larger than the total number of people tested.**

Reporting lab	Inconclusive	Negative	Positive	Percent positive	Total
WALGREENS ORLANDO	3	2,407	320	12%	2,730
WALGREEN CO	2	2,406	313	12%	2,721
DWIC OF TAMPA BAY INC		2,691			2,691
VETERANS AFFAIRS MEDICAL CENTER - ORLANDO		1,342	1,334	50%	2,676
MEDCOMP SCIENCES LLC	29	1,316	1,327	50%	2,672
BAPTIST HEALTH SOUTH FLORIDA - CORAL GABLES (UNIVERSITY) URGENT CARE		2,334	297	11%	2,631
ADVENTHEALTH CENTRA CARE DR PHILLIPS		2,558	60	2%	2,618
MEDICAL DNA LABS LLC	2	2,427	148	6%	2,577
ADVENTHEALTH CENTRA CARE WINTER GARDEN		2,481	78	3%	2,559
ADVENT HEALTH - OCALA		2,124	399	16%	2,523
CENTRA CARE - WATERFORD LAKES		1,944	558	22%	2,502
CITRUS MEMORIAL HOSPITAL LABORATORY		2,191	266	11%	2,457
BAPTIST HEALTH SOUTH FLORIDA - TAMIAAMI TRAIL URGENT CARE		1,982	468	19%	2,450
BAPTIST HEALTH SOUTH FLORIDA - PINECREST URGENT CARE		2,142	295	12%	2,437
BAPTIST HEALTH SOUTH FLORIDA - WESTON URGENT CARE		2,206	225	9%	2,431
BAYFRONT HEALTH - SEVEN RIVERS		2,213	189	8%	2,402
THE CENTER FOR URGENT CARE	2	1,927	471	20%	2,400
BAPTIST HEALTH SOUTH FLORIDA - CORAL GABLES URGENT CARE		2,061	335	14%	2,396
MINUTECLINIC LLC #3703		2,092	302	13%	2,394
ADVENTHEALTH CENTRA CARE WINTER PARK		2,326	57	2%	2,383
BAPTIST HEALTH SOUTH FLORIDA - DAVIE URGENT CARE		2,024	345	15%	2,369
SELECT LABORATORIES - MARION COUNTY, FL LLC	3	2,198	164	7%	2,365
LAKESIDE MEDICAL CENTER		1,847	470	20%	2,317
ASCENSION SACRED HEART - EMERALD COAST		1,964	344	15%	2,308
LEE HEALTH - COCONUT POINT CLINICAL LAB	2	1,872	433	19%	2,307
MEMORIAL HOSPITAL PEMBROKE	3	2,035	258	11%	2,296
BAYFRONT HEALTH - BROOKSVILLE		2,007	283	12%	2,290
BARTOW REGIONAL MEDICAL CENTER	1	1,981	279	12%	2,261
MINUTECLINIC		2,020	228	10%	2,248
ADVENTHEALTH CENTRA CARE UNIVERSITY		2,189	42	2%	2,231
ENGLEWOOD COMMUNITY HOSPITAL		2,056	169	8%	2,225
CLINICAL REFERENCE LABORATORY	2	2,145	76	3%	2,223
ADVENTHEALTH CENTRA CARE ST CLOUD		2,118	97	4%	2,215
CENTRA CARE SAINT CLOUD	1	1,885	303	14%	2,189
URGENT CARE CURE	2	1,928	254	12%	2,184
BAPTIST HEALTH SOUTH FLORIDA - PALMETTO BAY URGENT CARE		1,866	305	14%	2,171
ADVENTHEALTH CENTRA CARE HUNTERS CREEK		2,026	121	6%	2,147
SPORTS DRUG TESTING LABORATORY	36	2,046	54	3%	2,136
ADVENTHEALTH CENTRA CARE KISSIMMEE		2,046	62	3%	2,108
QDX PATHOLOGY SERVICES	1	1,848	249	12%	2,098
COMMUNITY HEALTH NORTHWEST FLORIDA	4	1,561	523	25%	2,088
BMCT Molecular Diagnostics Subsection		1,709	351	17%	2,060
HOLIDAY CVS LLC DBA CVS PHARMACY #5154		2,022	33	2%	2,055
LOWER KEYS MEDICAL CENTER		1,839	216	11%	2,055
BAPTIST HEALTH SOUTH FLORIDA - KENDALE LAKES URGENT CARE		1,642	412	20%	2,054
HIGHLANDS REGIONAL MEDICAL CENTER		1,636	401	20%	2,037

COVID-19: testing by laboratory

Data through Dec 7, 2020 verified as of Dec 8, 2020 at 09:25 AM

Data in this report are provisional and subject to change.

The numbers in the table below represent the number of Florida and non-Florida residents for whom test results were received by the Department of Health. A person can be tested by more than one laboratory and can have both positive and negative results. **Therefore, the sum of the numbers in each column will be larger than the total number of people tested.**

Reporting lab	Inconclusive	Negative	Positive	Percent positive	Total
ADVENTHEALTH CENTRA CARE CLERMONT		1,992	43	2%	2,035
AMELIA URGENT CARE		1,285	746	37%	2,031
ADVENTHEALTH CENTRA CARE SANFORD		1,967	57	3%	2,024
SUNCOAST PATHOLOGY ASSOCIATES		1,869	146	7%	2,015
ADVENTHEALTH CENTRA CARE LEE ROAD		1,954	41	2%	1,995
CLARITY LAB SOLUTIONS		1,732	254	13%	1,986
DOC SMILEY'S URGENT CARE		1,705	247	13%	1,952
PHYSICIANS REGIONAL MEDICAL CENTER - COLLIER BLVD	1	1,480	462	24%	1,943
DESOTO MEMORIAL HOSPITAL	3	1,603	329	17%	1,935
MINUTECLINIC LLC		1,669	259	13%	1,928
ADVENTHEALTH CENTRA CARE LAKE MARY		1,873	51	3%	1,924
AHCC WESLEY CHAPEL		1,844	62	3%	1,906
ADVENTIST HEALTH SYSTEMS, SUNBELT INC		1,843	43	2%	1,886
BAPTIST HEALTH SOUTH FLORIDA - BRICKELL URGENT CARE		1,574	304	16%	1,878
ADVENTHEALTH CENTRA CARE MOUNT DORA		1,802	62	3%	1,864
BAPTIST HEALTH URGENT CARE AT SAWGRASS		1,616	236	13%	1,852
BAPTIST HEALTHCARE - GULF BREEZE HOSPITAL	3	1,575	250	14%	1,828
MARINERS HOSPITAL		1,659	151	8%	1,810
ADVENTHEALTH CENTRA CARE SAND LAKE		1,770	38	2%	1,808
ADVENTHEALTH CENTRA CARE WATERFORD LAKES		1,716	80	4%	1,796
LABORATORY OF FLORIDA LLC	40	1,623	112	6%	1,775
ADVENT HEALTH - HEART OF FLORIDA ER	1	1,592	151	9%	1,744
ADVENTHEALTH CENTRA CARE APOPKA		1,633	82	5%	1,715
BAYFRONT HEALTH - PUNTA GORDA		1,611	87	5%	1,698
TALLAHASSEE PRIMARY CARE ASSOCIATES		1,549	144	9%	1,693
BAPTIST HEALTH - CLAY		1,451	208	13%	1,659
BAPTIST HEALTH EMERGENCY CENTER COUNTRY WALK	1	1,404	253	15%	1,658
ADVENTHEALTH CENTRA CARE ALTAMONTE		1,608	41	2%	1,649
BAPTIST HEALTH - OAKLEAF		1,377	270	16%	1,647
ADVENTHEALTH CENTRA CARE PORT ORANGE		1,610	34	2%	1,644
ADVENT HEALTH - NEW SMYRNA		1,243	374	23%	1,617
ADVENTHEALTH CENTRA CARE LAKELAND		1,582	32	2%	1,614
JW PLASTIC SURGERY		1,368	235	15%	1,603
HEALTH FIRST ADVENTHEALTH CENTRA CARE GATEWAY		1,563	34	2%	1,597
PRIMEHEALTH URGENT CARE	1	1,278	303	19%	1,582
PHYSICIANS STAT LAB		622	941	60%	1,563
ATLANTIS URGENT CARE	1	711	846	54%	1,558
GENUS3		1,498	59	4%	1,557
OPTEO LABORATORY		1,511	32	2%	1,543
BAYFRONT HEALTH - SPRING HILL		1,418	106	7%	1,524
FLOWERS HOSPITAL		1,380	131	9%	1,511
ADVENTHEALTH CENTRA CARE LONGWOOD		1,454	35	2%	1,489
DOCTORS URGENT CARE LLC	1	1,247	240	16%	1,488
TAMPA COMMUNITY HOSPITAL		1,240	235	16%	1,475
ADVENTHEALTH CENTRA CARE OVIEDO		1,394	71	5%	1,465
ASSOCIATED PATHOLOGISTS, LLC	3	1,214	223	15%	1,440

COVID-19: testing by laboratory

Data through Dec 7, 2020 verified as of Dec 8, 2020 at 09:25 AM

Data in this report are provisional and subject to change.

The numbers in the table below represent the number of Florida and non-Florida residents for whom test results were received by the Department of Health. A person can be tested by more than one laboratory and can have both positive and negative results. **Therefore, the sum of the numbers in each column will be larger than the total number of people tested.**

Reporting lab	Inconclusive	Negative	Positive	Percent positive	Total
BAPTIST HEALTH SOUTH FLORIDA - MIAMI BEACH URGENT CARE		1,236	204	14%	1,440
EMPIRE CITY LABORATORIES INC	11	1,210	208	15%	1,429
NXGEN MDX LLC	3	1,305	113	8%	1,421
PATIENTS CHOICE LABORATORIES		825	575	41%	1,400
ADVENTHEALTH CENTRA CARE AZALEA PARK		1,345	53	4%	1,398
PRECISION HEALTH RESOURCES LLC		1,288	94	7%	1,382
PALMS MEDICAL GROUP	5	1,067	303	22%	1,375
ADVENTHEALTH CENTRA CARE ORANGE LAKE		1,320	49	4%	1,369
ASCENSION ST VINCENT'S - SOUTHSIDE		1,309	49	4%	1,358
UHEALTH DEERFIELD BEACH/UMSYLVESTER DEERFIELD BEACH LABORATORY	3	1,302	47	3%	1,352
SPARROW HEALTHCARE	2	1,151	198	15%	1,351
US BIOTEK LABORATORIES	5	1,147	199	15%	1,351
HEALTH FIRST ADVENTHEALTH CENTRA CARE TITUSVILLE		1,302	34	3%	1,336
ADVENTHEALTH CENTRA CARE LEESBURG		1,276	31	2%	1,307
ADVANCE MEDICAL OF NAPLES		309	998	76%	1,307
JACKSON HOSPITAL CLINICAL LABORATORY		1,132	170	13%	1,302
SARKIS CLINICAL TRIALS		1,122	151	12%	1,273
NATIONWIDE LABORATORY SERVICES INC	68	1,023	172	14%	1,263
NORTH SHORE LONG ISLAND JEWISH HEALTH		1,214	46	4%	1,260
MEDEXPRESS URGENT CARE - ESTERO		1,136	117	9%	1,253
CLINICORE		1,124	91	7%	1,215
SCION LAB SERVICES LLC	6	1,126	78	6%	1,210
ACCESS MEDICAL LABS		746	448	38%	1,194
ASSURANCE SCIENTIFIC LABORATORIES	1	960	232	19%	1,193
EMERALD COAST URGENT CARE, LLC	1	899	290	24%	1,190
COASTAL MED URGENT CARE		232	950	80%	1,182
ADVENTHEALTH CENTRA CARE COLONIAL TOWN		1,138	42	4%	1,180
PROHEALTH		502	678	57%	1,180
MINUTECLINIC LLC # 0709		1,030	149	13%	1,179
ADVENTHEALTH PROMPT CARE	1	802	375	32%	1,178
MARTIN HEALTH SYSTEM - ST LUCIE WEST		1,071	107	9%	1,178
FLORIDA MEDICAL CLINIC	1	704	468	40%	1,173
EMERALD COAST URGENT CARE		859	296	26%	1,155
EMERALD COAST URGENT CARE LLC		902	252	22%	1,154
FLORIDA FAMILY LABORATORY, INC DBA	3	1,071	80	7%	1,154
HEALTH FIRST ADVENTHEALTH CENTRA CARE COCOA		1,112	32	3%	1,144
LABTECH DIAGNOSTIC		905	235	21%	1,140
ARCPPOINT LABS OF FORT MYERS		883	246	22%	1,129
BARDMOOR LABORATORY	1	984	139	12%	1,124
UNIVERSITY OF ALABAMA AT BIRMINGHAM		1,093	24	2%	1,117
DOCTORS TEST CENTERS		971	144	13%	1,115
ADVENTHEALTH CENTRA CARE SOUTH ORANGE		1,069	40	4%	1,109
NCH NORTHEAST	5	832	271	24%	1,108
CAPSTONE HEALTHCARE		781	319	29%	1,100
NCF DIAGNOSTICS & DNA TECHNOLOGIES LAB	38	917	144	13%	1,099
BIOCERNA MAIN LAB	1	974	103	10%	1,078

COVID-19: testing by laboratory

Data through Dec 7, 2020 verified as of Dec 8, 2020 at 09:25 AM

Data in this report are provisional and subject to change.

The numbers in the table below represent the number of Florida and non-Florida residents for whom test results were received by the Department of Health. A person can be tested by more than one laboratory and can have both positive and negative results. **Therefore, the sum of the numbers in each column will be larger than the total number of people tested.**

Reporting lab	Inconclusive	Negative	Positive	Percent positive	Total
ADVENTIST HEALTH SYSTEMS SUNBELT IN DBA		1,052	22	2%	1,074
EMERGENCY PHYSICIANS MEDICAL CENTER		144	889	86%	1,033
NYU HOSPITALS CENTER CLINICAL LABORATORIES		988	22	2%	1,010
CAREFAST+		784	222	22%	1,006
ADVENTHEALTH CENTRA CARE KIDS LAKE MARY		987	13	1%	1,000
HEALTH FIRST ADVENTHEALTH CENTRA CARE MALABAR		956	38	4%	994
VAVA PARTNERS LLC		430	560	57%	990
MINUTECLINIC LLC 5852		831	154	16%	985
PATIENTS FIRST - THOMASVILLE ROAD		876	109	11%	985
MINUTECLINIC LLC #3631		833	150	15%	983
ADVENT HEALTH CENTRA CARE -WINTER PARK KIDS URGENT CARE		913	70	7%	983
EPN URGENT CARE NAPLES	2	746	232	24%	980
DYNIX DIAGNOSTIX		854	123	13%	977
TOM LEE COMMUNITY HEALTH CENTER		649	319	33%	968
TEMPUS CLINICAL LABORATORY	8	842	114	12%	964
LAB24 INC	3	289	661	69%	953
DONALD W ROBERTSON DO PA		702	236	25%	938
INDIAN RIVER MEDICAL CENTER		847	88	9%	935
COASTAL LABORATORIES		748	162	18%	910
VERITOR		799	108	12%	907
DOCTORS URGENT CARE OF LUTZ LLC	1	718	178	20%	897
COMMUNITY HEALTH CENTERS OF PINELLAS INC		739	155	17%	894
PHYSICIANS PRIMARY CARE	1	782	98	11%	881
AMELIA EXPRESS CARE		557	317	36%	874
BAYA PHARMACY & URGENT CARE		585	276	32%	861
MEDEXPRESS URGENT CARE HUDSON		690	157	19%	847
PREMIER URGENT CARE OF BREVARD LLC		765	81	10%	846
NORTH FLORIDA PEDIATRICS-TALLAHASSEE		775	58	7%	833
IGENOMIX USA LLC	19	731	75	9%	825
MEDFAST URGENT CARE CENTER		117	705	86%	822
FLORIDA HOSPITAL ORLANDO		743	74	9%	817
STEWART REFERENCE LABORATORY	1	512	295	37%	808
ADVENT HEALTH - DADE CITY		728	78	10%	806
ASCENSION ST VINCENT'S - CLAY		775	27	3%	802
MC DIAGNOSTIC OF CONNECTICUT, PC #2220		687	104	13%	791
PHAROS HEALTH		622	167	21%	789
PARRISH MEDICAL CENTER		698	89	11%	787
MEDEXPRESS URGENT CARE CAPE CORAL		664	120	15%	784
ELLENTON URGENT CARE		572	210	27%	782
HISTOPATHOLOGY SERVICES, LLC		681	87	11%	768
BAY MEDICAL CENTER SACRED HEART HEALTH SYSTEM		586	179	23%	765
MACDILL AIR FORCE BASE		709	51	7%	760
CARENOW URGENT CARE		508	251	33%	759
LENCO MEDICAL LABORATORY		733	23	3%	756
SHELL POINT NURSING PAVILION	1	731	19	3%	751
NITE LITE PEDIATRICS		228	520	70%	748

COVID-19: testing by laboratory

Data through Dec 7, 2020 verified as of Dec 8, 2020 at 09:25 AM

Data in this report are provisional and subject to change.

The numbers in the table below represent the number of Florida and non-Florida residents for whom test results were received by the Department of Health. A person can be tested by more than one laboratory and can have both positive and negative results. **Therefore, the sum of the numbers in each column will be larger than the total number of people tested.**

Reporting lab	Inconclusive	Negative	Positive	Percent positive	Total
GENE TOX WORLDWIDE	48	609	85	11%	742
BAPTIST HEALTH SOUTH FLORIDA - KEY BISCANE URGENT CARE EXPRESS		651	87	12%	738
DYNIX DIAGNOSTICS	2	520	206	28%	728
BAPTIST HEALTH SOUTH FLORIDA - COUNTRY WALK URGENT CARE EXPRESS		626	101	14%	727
DISNEY COVID TEST SITE		703	9	1%	712
NONE		308	403	57%	711
MINUTECLINIC LLC #4415		572	120	17%	692
BAYFRONT HEALTH - CITRUS HILLS		597	94	14%	691
PREMIER MEDICAL LABORATORY SERVICES	1	463	220	32%	684
CENTRA CARE		423	256	38%	679
ADVENT HEALTH LAB - ORLANDO		426	251	37%	677
ST ANNES NURSING CENTER		664	11	2%	675
MINI ER ADULT AND PEDIATRIC URGENT CARE		574	98	15%	672
DEPARTMENT OF CLINICAL LABS		663	8	1%	671
MEDEXPRESS FORT MYERS		549	120	18%	669
VRL EUROFINNS - DALLAS		648	9	1%	657
MEDEXPRESS URGENT CARE LEHIGH ACRES		580	62	10%	642
RAINBOW RIVER MEDICAL LABORATORY		606	34	5%	640
GENESIS LABORATORY MANAGEMENT	3	529	104	16%	636
VENICE REGIONAL MEDICAL CENTER		551	83	13%	634
MELBOURNE MEDICAL LABORATORY		518	114	18%	632
NAPLES URGENT CARE	1	413	213	34%	627
ADVENTHEALTH CENTRA CARE		610	17	3%	627
NCH HEALTHCARE SYSTEM MICROBIOLOGY LAB		1	622	100%	623
MAVERICK LABS		437	185	30%	622
LAKE WALES MEDICAL CENTER INC		547	70	11%	617
BAYFRONT HEALTH URGENT CARE LLC		537	79	13%	616
CAREFAST MURABELLA		495	111	18%	606
BAPTIST HEALTHCARE - JAY HOSPITAL		477	127	21%	604
PARAMOUNT URGENT CARE		187	416	69%	603
ASCENSION SACRED HEART - GULF		479	119	20%	598
PATIENTS FIRST - MAHAN DRIVE		164	434	73%	598
GESSLER CLINIC		222	374	63%	596
ADVENT HEALTH CENTRA CARE - MOUNT DORA		276	315	53%	591
STAGEZERO LIFE SCIENCES INC	1	547	42	7%	590
MEDEXPRESS URGENT CARE - VERO BEACH		472	115	20%	587
HOLIDAY CVS LLC DBA CVS PHARMACY #5155		570	16	3%	586
TYNDALL AIR FORCE BASE		472	114	19%	586
PENSACOLA PEDIATRICS PA	1	501	81	14%	583
EXPRESS GENE MOLECULAR DIAGNOSTIC LABORATORY		2	574	100%	576
ADVENT HEALTH CENTRA CARE - WATERFORD LAKES		480	94	16%	574
ADVENTHEALTH CENTRA CARE CONWAY		544	28	5%	572
POINT OF CARE TESTING SITE		549	22	4%	571
CENTRA CARE - SOUTH ORANGE		405	161	28%	566
MEDEXPRESS URGENT CARE PALM BEACH GARDENS		556	7	1%	563
EUROFINNS NTD, LLC		529	33	6%	562

COVID-19: testing by laboratory

Data through Dec 7, 2020 verified as of Dec 8, 2020 at 09:25 AM

Data in this report are provisional and subject to change.

The numbers in the table below represent the number of Florida and non-Florida residents for whom test results were received by the Department of Health. A person can be tested by more than one laboratory and can have both positive and negative results. **Therefore, the sum of the numbers in each column will be larger than the total number of people tested.**

Reporting lab	Inconclusive	Negative	Positive	Percent positive	Total
PARAMOUNT URGENT CARE - OVIEDO		322	237	42%	559
CHARLES AIESI CONSULTING INC	1	510	44	8%	555
BAPTIST HEALTH - MD ANDERSON CANCER CENTER		550	3	1%	553
FLORIDA COMMUNITY HEALTH CENTER		481	71	13%	552
PARAMOUNT URGENT CARE - WINDERMERE		366	185	34%	551
MINUTECLINIC LLC #5249		470	80	15%	550
VITAE DIAGNOSTICS		534	13	2%	547
MEDEXPRESS URGENT CARE - WEST TAMPA		534	9	2%	543
MICROGEN DX		163	378	70%	541
QUICK CARE MED PL	2	466	60	11%	528
VETERANS AFFAIRS MEDICAL CENTER - JAMES A HALEY			528	100%	528
CVS HEALTH		386	141	27%	527
DOCTOR'S MEMORIAL HOSPITAL		405	118	23%	523
HOLY CROSS HOSPITAL LABORATORY			522	100%	522
FLAGLER HOSPITAL	8	27	487	93%	522
Victoria Nursing and Rehabilitation Center		506	15	3%	521
ECCOLAB GROUP	1	140	377	73%	518
Tampa Lakes Health and Rehabilitation Center	2	453	62	12%	517
SOUTHEAST ALABAMA MEDICAL CENT		468	47	9%	515
NCF DIAGNOSTICS & DNA TECHNOLOGIES	15	190	309	60%	514
TRINITY SPRINGS		489	23	4%	512
MINUTECLINIC, LLC DBA MINUTECLINIC #4717		500	11	2%	511
MANOR PINES CONVALESCENT CENTER LLC	1	502	7	1%	510
HealthSentry_UHS		475	34	7%	509
MOUNT SINAI LABORATORY		488	19	4%	507
PRIMARY CARE OF THE TREASURE COAST		453	52	10%	505
MOLECULAR INFECTIOUS DISEASES		492	7	1%	499
SOLARIS HEALTHCARE PALATKA		492	7	1%	499
SHORELINE PHYSICIAN GROUP		333	166	33%	499
HOLMES REGIONAL MEDICAL CENTER		5	492	99%	497
TENNESSEE DOH - NASHVILLE	2	442	51	10%	495
MEDEXPRESS URGENT CARE OF BOYNTON BEACH LLC		483	11	2%	494
PALACE NURSING HOME & REHAB CENTER		493	1	0%	494
VENTURE MEDICAL OF FLORIDA LLC		429	55	11%	484
WHITE WILSON MEDICAL CENTER		25	455	95%	480
MINUTECLINIC LLC #3463		418	62	13%	480
ST JOHN'S NURSING CENTER		473	5	1%	478
COASTAL PEDIATRIC GROUP		424	53	11%	477
The Sands at South Beach		472	2	0%	474
SEBASTIAN RIVER MEDICAL CENTER	1	375	96	20%	472
INTERLACHEN PEDIATRICS		444	26	6%	470
MINUTECLINIC LLC #5253		429	39	8%	468
UNIVERSITY OF WEST FLORIDA STUDENT HEALTH SERVICES		382	85	18%	467
VETERANS AFFAIRS MEDICAL CENTER - BAY PINES		16	449	97%	465
ED FRASER MEMORIAL HOSPITAL		366	99	21%	465
KENDALL HEALTHCARE PROPERTIES DBA	2	455	7	2%	464

COVID-19: testing by laboratory

Data through Dec 7, 2020 verified as of Dec 8, 2020 at 09:25 AM

Data in this report are provisional and subject to change.

The numbers in the table below represent the number of Florida and non-Florida residents for whom test results were received by the Department of Health. A person can be tested by more than one laboratory and can have both positive and negative results. **Therefore, the sum of the numbers in each column will be larger than the total number of people tested.**

Reporting lab	Inconclusive	Negative	Positive	Percent positive	Total
ACCU REFERENCE MEDICAL LAB		235	228	49%	463
VILLA MARIA NURSING & REHAB CENTER INC	1	452	7	2%	460
VITAS HEALTHCARE CORPORATION OF FLA		452	2	0%	454
CLARITY LABS		389	62	14%	451
DAVITA LABORATORY		403	48	11%	451
GULF COAST MOLECULAR LABORATORIES	11	368	67	15%	446
GULF COAST VILLAGE		428	18	4%	446
Community_Health		356	88	20%	444
MEDEXPRESS URGENT CARE - GOLDEN GATE		386	56	13%	442
UHEALTH CLINIC AT WALGREENS		366	75	17%	441
BROWNWOOD CARE CENTER		408	33	7%	441
JOHN KNOX VILLAGE HEALTH CENTER		435	4	1%	439
PARAMOUNT URGENT CARE - ORLANDO		273	164	38%	437
MINUTECLINIC LLC #5854		376	59	14%	435
MEDEXPRESS URGENT CARE - LAKELAND		433	1	0%	434
JACKSON MEMORIAL LONG TERM CARE CENTER		424	9	2%	433
AVECINA MEDICAL JULINGTON	1	240	189	44%	430
MEMORIAL PEMBROKE 24/7 CARE CENTER		327	102	24%	429
MINI ER WATERFORD LAKES, THE		370	53	13%	423
INTEGRITY LABORATORIES, LLC	1	327	94	22%	422
SMA SPECIALTY MEDICAL LAB		112	310	73%	422
ADDICTION LABS OF AMERICA	1	384	36	9%	421
GARCIA CLINICAL LABORATORY		28	390	93%	418
NORTH OKALOOSA MEDICAL CENTER		244	171	41%	415
GOLDEN GLADES NURSING & REHABILITATION CTR		409	3	1%	412
MINUTECLINIC LLC #5190		356	54	13%	410
MID-FLORIDA PATHOLOGY		320	88	22%	408
PRIMARY CARE SERVICES AT INDIAN RIVER ESTATES		404	4	1%	408
NEW YORK HOSPITAL LABORATORIES	1	394	10	2%	405
SANTA ROSA MEDICAL GROUP		337	66	16%	403
ESCAMBIA COMMUNITY CLINICS INC		309	93	23%	402
CLEWISTON NURSING AND REHABILITATION CENTER		397	4	1%	401
RIVER GARDEN HEBREW HOME FOR THE AGED		363	37	9%	400
TACACHALE CLINICAL LABORATORY		384	14	4%	398
THERADOC		152	245	62%	397
LEE COUNTY EMERGENCY MEDICAL SERVICE		355	41	10%	396
NEW PLANT CITY FAMILY CARE	1	206	187	47%	394
ENZO CLINICAL LABS INC	1	378	12	3%	391
MINUTECLINIC LLC #7886		364	27	7%	391
PHARMCO RX		341	49	13%	390
BARBER		13	376	97%	389
ADVENT HEALTH CENTRA CARE - WINTER PARK		256	133	34%	389
MINUTECLINIC LLC #5069		343	44	11%	387
LEHIGH REGIONAL MEDICAL CENTER LAB		354	31	8%	385
NORTH SHORE LIJ URGENT CARE PC		372	11	3%	383
MEDEXPRESS URGENT CARE - ROYAL PALM BEACH		383			383

COVID-19: testing by laboratory

Data through Dec 7, 2020 verified as of Dec 8, 2020 at 09:25 AM

Data in this report are provisional and subject to change.

The numbers in the table below represent the number of Florida and non-Florida residents for whom test results were received by the Department of Health. A person can be tested by more than one laboratory and can have both positive and negative results. **Therefore, the sum of the numbers in each column will be larger than the total number of people tested.**

Reporting lab	Inconclusive	Negative	Positive	Percent positive	Total
MEDICAL FP – WHOLE FAMILY HEALTH CENTER		344	37	10%	381
C.W. BILL YOUNG VA MEDICAL CENTER		16	365	96%	381
FOUNTAIN MANOR HEALTH AND REHAB CENTER	1	374	3	1%	378
COASTAL URGENT CARE		315	59	16%	374
VETERANS AFFAIRS MEDICAL CENTER		40	332	89%	372
BAYA PHARMACY WEST		8	364	98%	372
MEDONE URGENT CARE CENTER		149	222	60%	371
THE HEALTH CENTER OF PLANT CITY		367	4	1%	371
HENDRY REGIONAL MEDICAL CENTER		107	263	71%	370
CONSULATE HEALTH CARE OF NEW PORT RICHEY		365	5	1%	370
BAPTIST HEALTH EMERGENCY CENTER AT WEST CORAL WAY		285	83	23%	368
MEDEXPRESS URGENT CARE - DELAND		352	16	4%	368
NORTH FLORIDA PEDIATRICS - LAKE CITY		257	109	30%	366
ACCESS POINT HEALTHCARE URGENT & PRIMARY CARE		279	84	23%	363
PALM GARDEN OF PORT SAINT LUCIE		358	3	1%	361
ADVENT HEALTH CENTRA CARE - PORT ORANGE		29	331	92%	360
CONSULATE HEALTHCARE OF VERO BEACH	11	330	16	4%	357
INFORM DIAGNOSTICS		349	6	2%	355
NEW YORK PRESBYTERIAN - CUMC CLINICAL		338	15	4%	353
BAYSHORE DIAGNOSTICS		309	37	11%	346
PALM GARDEN OF OCALA		329	16	5%	345
COVANCE CLINICAL RESEARCH UNIT INC		340	4	1%	344
LAUDERDALE NURSING CENTER LLC	1	339	3	1%	343
Good Samaritan Society Kissimmee Village		315	27	8%	342
KEYS AHEC SCHOOL MEDICAL CLINIC	3	297	41	12%	341
MANOR AT CARPENTERS		320	21	6%	341
EDEN SPRINGS NURSING AND REHAB CENTER		327	12	4%	339
SANFORD LABORATORIES		318	21	6%	339
NCH HEALTHCARE BONITA		245	94	28%	339
SELECT REFERENCE LABORATORIES, LLC	1	326	12	4%	339
MINI ER AND URGENT CARE		231	106	31%	337
LIFE CARE CENTER OF HILLIARD		331	5	1%	336
EMERALD SHORES HEALTH AND REHABILITATION		295	39	12%	334
HARTS HARBOR HEALTH CARE CENTER		332	2	1%	334
GENESIS DIAGNOSTICS		234	99	30%	333
ADVENT HEALTH CENTRA CARE - LAKE MARY		86	247	74%	333
MEDONE PLLC		268	62	19%	330
Plantation Bay Rehabilitation Center		323	6	2%	329
HEALTH CENTER AT BRENTWOOD	1	316	10	3%	327
FIU-HEALTH AUXILIARY LABORATORY		301	25	8%	326
ST ANDREWS BAY SKILLED NURSING &		323	2	1%	325
MY CLINICAL LAB		224	101	31%	325
WEST GABLES HEALTH CARE CENTER		317	6	2%	323
USAFSAM/PHE		173	150	46%	323
FISHERMENS HOSPITAL CLINICAL LAB		295	26	8%	321
FLO-MEDILAB SERVICES		101	218	68%	319

COVID-19: testing by laboratory

Data through Dec 7, 2020 verified as of Dec 8, 2020 at 09:25 AM

Data in this report are provisional and subject to change.

The numbers in the table below represent the number of Florida and non-Florida residents for whom test results were received by the Department of Health. A person can be tested by more than one laboratory and can have both positive and negative results. **Therefore, the sum of the numbers in each column will be larger than the total number of people tested.**

Reporting lab	Inconclusive	Negative	Positive	Percent positive	Total
LIFE CARE CENTER OF PENSACOLA		314	5	2%	319
NAVAL HOSPITAL - JACKSONVILLE		40	278	87%	318
MIDWAY SPECIALTY CARE CENTER	3	202	113	36%	318
PENSACOLA PEDIATRICS	1	250	66	21%	317
Colonial Lakes Health Care		316	1	0%	317
LIFE CARE CENTER OF ORANGE PARK		313	1	0%	314
MED FAST URGENT CARE CENTER		67	247	79%	314
WOODLANDS MEDICAL SPECIALISTS		254	59	19%	313
PRIMEHEALTH URGENT CARE INC		263	49	16%	312
ADVENT HEALTH - TAMPA		110	201	65%	311
FORT MYERS INTERNAL MEDICINE, LLC		282	28	9%	310
BALDWIN PEDIATRICS	1	294	15	5%	310
VETERANS AFFAIRS MEDICAL CENTER - GAINESVILLE		2	307	99%	309
Crestview Rehabilitation Center		185	123	40%	308
GENESIS MEDICAL LABORATORY MIAMI FL.		83	224	73%	307
HILLCREST HEALTH CARE & REHABILITATION CENTER		303	3	1%	306
UR MEDICINE LABS- CENTRAL LABORATORY		297	9	3%	306
ADVENT HEALTH CENTRA CARE - LEESBURG		13	292	96%	305
MEDEXPRESS PORT CHARLOTTE		298	5	2%	303
PRIMARY CARE SERVICES AT ST ANDREWS ESTATES		301			301
VALENCIA HILLS HEALTH AND REHABILITATION CENTER		298	2	1%	300
The Manor at Blue Water Bay		291	8	3%	299
FERNANDINA BEACH REHAB AND NURSING	1	296	1	0%	298
CORE DIAGNOSTIC LABORATORIES LLC		220	78	26%	298
MEDSCAN LABORATORY INC	1	161	135	45%	297
SIPARADIGM, DIAGNOSTIC INFORMATICS		273	24	8%	297
TREE HOUSE PEDIATRICS		268	29	10%	297
VILLAGE AT VIENNA SQUARE,THE	6	287	3	1%	296
BUENA VISTA URGENT CARE		264	31	11%	295
WILLOW BROOKE COURT AT INDIAN RIVER ESTATES		282	13	4%	295
ADVENT HEALTH CENTRA CARE - TITUSVILLE		55	240	81%	295
SIGNATURE HEALTHCARE OF BROOKWOOD GARDENS		295			295
MYTEST DIAGNOSTICS		278	16	5%	294
PARAMOUNT URGENT CARE VILLAGES		160	133	45%	293
SANTA ROSA CENTER FOR REHABILITATION AND HEALING		289	4	1%	293
INDIAN RIVER CTR, LLC		272	21	7%	293
CREEKSIDE CARE CENTER		256	35	12%	291
DOC SMILEYS URGENT CARE LLC		226	64	22%	290
NORTHWEST MEDICAL CENTER CLINICAL LABORATORY		175	115	40%	290
AUBURN UNIVERSITY MEDICAL CLINIC		227	62	21%	289
OPTUM LABS LLC		216	71	25%	287
FLORIDA HOSPITAL WAUCHULA		188	98	34%	286
WILLOWBROOKE COURT AT EDGEWATER POINTE ESTATES		282	3	1%	285
LIFE CARE CENTER OF NEW PORT RICHEY		270	14	5%	284
BALDOMERO LOPEZ STATE VETERANS NURSING HOME	2	281	1	0%	284
CLIFFORD CHESTER SIMS STATE VETERANS		279	5	2%	284

COVID-19: testing by laboratory

Data through Dec 7, 2020 verified as of Dec 8, 2020 at 09:25 AM

Data in this report are provisional and subject to change.

The numbers in the table below represent the number of Florida and non-Florida residents for whom test results were received by the Department of Health. A person can be tested by more than one laboratory and can have both positive and negative results. **Therefore, the sum of the numbers in each column will be larger than the total number of people tested.**

Reporting lab	Inconclusive	Negative	Positive	Percent positive	Total
NORTH FLORIDA PEDIATRICS PA - SUWANNEE		218	66	23%	284
CORAL TRACE HEALTH CARE		282	1	0%	283
Point of Care Testing	1	104	177	63%	282
LAKELAND REGIONAL HEALTH SYSTEMS INC		16	266	94%	282
BOCA BIOLISTICS REFERENCE LABORATORY	2	185	94	33%	281
HARBOUR HEALTH CENTER		279	2	1%	281
MEDEXPRESS URGENT CARE - CLEWISTON		233	47	17%	280
RUSKIN HEALTH CENTER		169	109	39%	278
PRUITT HEALTH-SANTA ROSA		275	2	1%	277
PALMETTO SUBACUTE CARE CENTER		270	6	2%	276
SOLARIS HEALTHCARE CHARLOTTE HARBOR		267	8	3%	275
BIOCEPT		259	16	6%	275
ADVENT HEALTH CENTRA CARE - PALM COAST		36	239	87%	275
FLORIDA HOSPITAL MEDICAL GROUP		230	43	16%	273
SPECIALTY HEALTH AND REHABILITATION CENTER		250	23	8%	273
LIFE CARE CENTER OF OCALA		272			272
NORTH FLORIDA REHABILITATION & SPECIALTY CARE		269	2	1%	271
MINUTECLINIC LLC, #10357		269	1	0%	270
MEDONE URGENT CARE AT ST. AUGUSTINE		96	174	64%	270
BRIDGEWATER PARK HEALTH AND REHAB		257	7	3%	264
LIFEBRITE	1	115	148	56%	264
Abbey Delray		263			263
MEDICAL VB		223	39	15%	262
DOCTORS URGENT CARE		190	72	27%	262
GENEIQ		250	11	4%	261
CONSULATE HEALTHCARE OF KISSIMMEE		247	12	5%	259
CLIFFORD CHESTER SIMS VA NURSING HOME		251	8	3%	259
FLORIDA WOMAN CARE LABORATORY LLC		232	26	10%	258
Quest Diag Unspecifd		169	89	34%	258
AURORA DIAGNOSTICS BERNHARDT LABORATORIES PATHOLOGY SERVICE		190	68	26%	258
FLORIDA HOSPITAL HEARTLAND MED CTR LAKE PLACID		188	66	26%	254
ADVENT HEALTH - CELEBRATION		242	12	5%	254
LABORATORY SPECIALISTS OF MICHIGAN		105	148	58%	253
PHYSICIANS REGIONAL WALK-IN		184	69	27%	253
CITRUS NURSING CENTER LLC		241	11	4%	252
BIOCERNA LLC	8	188	56	22%	252
HAINES CITY REHABILITATION AND NURSING CENTER		249	1	0%	250
QUALITOX LABORATORIES		105	144	58%	249
DOH - INDIAN RIVER		216	33	13%	249
PATIENTS FIRST LAKE ELLA MEDICAL CENTER		221	27	11%	248
Life Care Center at Wells Crossing		234	14	6%	248
JACKSON MEMORIAL PERDUE MEDICAL CENTER		241	7	3%	248
CORAL BAY HEALTHCARE AND REHABILITATION	1	245	2	1%	248
DOCTORS CENTER,THE		197	50	20%	247
URGENT CARE BETHESDA	1	197	49	20%	247
SHELL POINT VILLAGE MEDICAL CENTER		246			246

COVID-19: testing by laboratory

Data through Dec 7, 2020 verified as of Dec 8, 2020 at 09:25 AM

Data in this report are provisional and subject to change.

The numbers in the table below represent the number of Florida and non-Florida residents for whom test results were received by the Department of Health. A person can be tested by more than one laboratory and can have both positive and negative results. **Therefore, the sum of the numbers in each column will be larger than the total number of people tested.**

Reporting lab	Inconclusive	Negative	Positive	Percent positive	Total
MARTIN MEMORIAL MEDICAL CENTER LAB		128	118	48%	246
BLOUNTSTOWN REHABILITATION CENTER LLC		193	52	21%	245
AVELLINO LAB USA, INC	1	237	6	2%	244
MOORINGS PARK INSTITUTE, INC, THE		238	5	2%	243
LEE HEALTH CONVENIENT CARE - PAGE FIELD		189	54	22%	243
ROSEWOOD HEALTHCARE & REHABILITATION CENTER		239	4	2%	243
FAST TRACK URGENT CARE CENTER		1	242	100%	243
THE PRESERVE		243			243
ASCEND CLINICAL	2	232	6	3%	240
VETERANS AFFAIRS MEDICAL CENTER - LAKE CITY		52	188	78%	240
TREASURE COAST COMMUNITY HEALTH	3	217	19	8%	239
SOUTHERN OAKS CARE CENTER	1	236	2	1%	239
MEDEXPRESS LUTZ		1	237	100%	238
GOOD SAMARITAN		236	1	0%	237
APP-UNIPATH, LLC	1	226	9	4%	236
MANOR CARE HEALTH SERVICES - FT MYERS		234	2	1%	236
KEY WEST HEALTH AND REHAB	1	231	4	2%	236
MEDEXPRESS URGENT CARE CORAL SPRINGS		190	44	19%	234
SPRINGTREE REHAB & HEALTH CARE CENTER		234			234
solaris Healthcare Parkway	1	231	1	0%	233
DIAMOND RIDGE HEALTH AND REHABILITATION CENTER		222	8	3%	230
Marshall Health and Rehabilitation Center		227	2	1%	229
ADVENT HEALTH CENTRA CARE - ALTAMONTE SPRINGS		136	93	41%	229
ST JUDE CHILDREN'S RESEARCH HOSPITAL		215	12	5%	227
DR G'S URGENT CARE		197	29	13%	226
SHORE ACRES CARE CENTER		218	7	3%	225
LEHIGH VALLEY GENOMICS			224	100%	224
Vi at Lakeside Village Skilled Nursing		223			223
REGENTS PARK AT AVENTURA		218	5	2%	223
RICARDO NAVARRO DO PA		208	15	7%	223
renaissance health and rehabilitation center		221	1	0%	222
PARAMOUNT URGENT CARE - CLERMONT		150	72	32%	222
PALM GARDEN OF VERO BEACH		215	6	3%	221
LAKE EUSTIS HEALTH AND REHABILITATION CENTER		220			220
OCEAN VIEW NURSING AND REHAB CENTER		210	10	5%	220
ROSEWOOD HEALTH AND REHABILITATION CENTER		214	5	2%	219
MALABAR/ADVENT CENTRA CARE		34	185	84%	219
ETHOS WELLNESS PHARMACY		198	19	9%	217
VITAS LUTHERAN TOWERS INPATIENT PROGRAM		214	2	1%	216
Signature HealthCare Center of Waterford		212	4	2%	216
WILLISTON CARE CENTER		215			215
CONSULATE HEALTH CARE OF SAFETY HARBOR		212	3	1%	215
NSPIRE HEALTHCARE MIAMI LAKES	1	207	7	3%	215
24 HOUR PEDIATRIC CARE CENTER	1	200	14	7%	215
LAKE PORT SQUARE		200	14	7%	214
PALM GARDEN OF GAINESVILLE	2	210	2	1%	214

COVID-19: testing by laboratory

Data through Dec 7, 2020 verified as of Dec 8, 2020 at 09:25 AM

Data in this report are provisional and subject to change.

The numbers in the table below represent the number of Florida and non-Florida residents for whom test results were received by the Department of Health. A person can be tested by more than one laboratory and can have both positive and negative results. **Therefore, the sum of the numbers in each column will be larger than the total number of people tested.**

Reporting lab	Inconclusive	Negative	Positive	Percent positive	Total
GANDY CROSSING CARE CENTER		202	11	5%	213
POCONO MEDICAL CENTER		212			212
ADVENT HEALTH CENTRA CARE - UNIVERSITY	1	94	117	55%	212
SUNRISE DIAGNOSTIC LABORATORY		158	53	25%	211
OAK HAMMOCK AT THE UNIVERSITY OF FLORIDA		209	2	1%	211
ADVENT HEALTH CENTRA CARE - ORMOND BEACH		68	142	68%	210
PARKS HEALTHCARE & REHABILITATION CTR	4	205	1	0%	210
MAYFLOWER ASSISTED LIVING		208	1	0%	209
PALMS OF SEBRING		195	13	6%	208
GESSLER CLINIC PA		164	43	21%	207
BUREAU OF CLINICAL LABORATORIES		171	36	17%	207
BROWARD NURSING & REHABILITATION CTR	5	201	1	0%	207
MANOR CARE NURSING CENTER OF SARASOTA FL LLC		202	5	2%	207
BLOCK, NATION, CHASE, AND SMOLEN FAMILY MEDICINE		156	50	24%	206
FLORIDA GULF COAST UNIVERSITY		66	140	68%	206
CHIPOLA HEALTH AND REHAB		195	10	5%	205
CONSULATE HEALTH CARE OF WINTER HAVEN		203			203
BENTON PEDIATRICS INC		184	18	9%	202
MEDRITE MEDICAL CARE, PC	90	98	14	7%	202
POLK COUNTY HEALTH DEPARTMENT		178	24	12%	202
VAMC WEST PALM LAB		5	196	98%	201
Stacey Health Care Centers Inc. dba Riverside Care Center		200	1	0%	201
WESTCHESTER GARDENS LIMITED PARTNERSHIP		199	2	1%	201
COMMUNITY HEALTH CENTERS OF PINELLAS, INC.		3	198	99%	201
JACKSONVILLE BEACH PEDIATRIC CARE CENTER		183	17	9%	200
BAY VILLAGE OF SARASOTA INC		199	1	1%	200
HOMESTEAD VILLAGE		198	2	1%	200
Taylor Care Center		197	2	1%	199
TAMARAC REHABILITATION & HEALTH CENTER		199			199
HEALTH FIRST - HOLMES REGIONAL MEDICAL CENTER		32	167	84%	199
PROTEUS MOLECULAR AND CLINICAL LAB	1	144	54	27%	199
PATHGROUP LABS LLC		94	104	53%	198
FULGENT GENETICS	2	161	35	18%	198
PruittHealth Santa Rosa		195	3	2%	198
THE PALACE AT HOMESTEAD		197	1	1%	198
Bay Breeze Senior Living and Rehabilitation Center		176	21	11%	197
FAIRWAY OAKS CENTER LLC	4	190	2	1%	196
BAPTIST PRIMARY CARE	1	162	32	16%	195
HARDEE MANOR HEALTH CARE CENTER	1	192	2	1%	195
LIFE CARE PONTE VEDRA INC		193	2	1%	195
FAST TRACK URGENT CARE CENTER - CARROLLWOOD		1	194	99%	195
Premier Place at The Glenview		188	6	3%	194
GROWING TOGETHER PEDIATRICS LLC		182	12	6%	194
URGENT CARE OF THE PALM BEACHES		2	192	99%	194
TIDE LABORATORIES		157	34	18%	191
XYZ LABORATORY	2	172	17	9%	191

COVID-19: testing by laboratory

Data through Dec 7, 2020 verified as of Dec 8, 2020 at 09:25 AM

Data in this report are provisional and subject to change.

The numbers in the table below represent the number of Florida and non-Florida residents for whom test results were received by the Department of Health. A person can be tested by more than one laboratory and can have both positive and negative results. **Therefore, the sum of the numbers in each column will be larger than the total number of people tested.**

Reporting lab	Inconclusive	Negative	Positive	Percent positive	Total
GRAND COURT TAMPA		190	1	1%	191
ANY LAB TEST NOW	1	95	95	50%	191
FLORIDA CLINICAL LABORATORY-BIOREFERENCE LABORATORIES		63	128	67%	191
PARKLANDS FACILITY INC	1	189	1	1%	191
ROSEN MEDICAL CENTER		173	17	9%	190
GATEWAY/ADVENT CENTRA CARE		4	186	98%	190
MEMPHIS PATHOLOGY LABORATORY	1	178	11	6%	190
HMA SANTA ROSA MEDICAL CENTER LLC DBA		152	37	20%	189
ORANGE COUNTY HEALTH DEPT		180	8	4%	188
HERON POINTE HEALTH AND REHABILITATION	1	187			188
BREVARD HEALTH ALLIANCE		60	127	68%	187
TGH		1	185	99%	186
PLANTATION NURSING & REHAB CENTER		186			186
MEDEXPRESS URGENT CARE - JAX ATLANTIC BLVD		178	7	4%	185
ARCPPOINT LABS OF CORAL SPRINGS FL		168	16	9%	184
VILLAGE DOCTORS FAMILY MEDICAL CENTER OF		154	30	16%	184
ST. JAMES BAY HEALTH AND REHABILITATION CENTER		183	1	1%	184
MIAMI JEWISH HEALTH SYSTEMS, INC	1	176	6	3%	183
ASAP LAB LLC		95	88	48%	183
TIERRA PINES CENTER		178	5	3%	183
LAKELAND REGIONAL HEALTH - PWC/OB		35	148	81%	183
MANDARIN PEDIATRICS		172	10	5%	182
NEO GENOMICS - FORT MYERS	1	176	4	2%	181
PCB CLINIC		136	45	25%	181
ST JAMES HEALTH AND REHABILITATION CENTER		178	2	1%	180
AMELIA EXPRESS CARE LLC		158	22	12%	180
GOLDEN GATE FAMILY CLINIC		63	116	65%	179
ROLLINS COLLEGE WELLNESS CENTER		45	133	75%	178
LUTHERAN HAVEN		176	2	1%	178
CENTRA CARE - AZALEA PARK		98	80	45%	178
PALM GARDEN OF JACKSONVILLE	1	173	4	2%	178
ELLENTON PEDIATRICS		162	15	8%	177
PROHEALTH MEDICAL CLINIC		26	151	85%	177
CONSULATE HEALTH CARE OF BAYONET POINT	3	171	2	1%	176
MANOR OAKS NURSING & REHAB CENTER		175	1	1%	176
Consulate Health Care of St. Petersburg		174			174
TUSKAWILLA NURSING AND REHAB CENTER	2	169	3	2%	174
BOND AND STEELE CLINIC PA		62	112	64%	174
LYNN HAVEN SPORTS COMPLEX-WALKON CLINIC		18	156	90%	174
EAST LAKE PEDIATRICS		131	42	24%	173
SUWANNEE HEALTH AND REHABILITATION CENTER		171	2	1%	173
NORTH FLORIDA PEDIATRICS PA		155	18	10%	173
ADVENT HEALTH CENTRA CARE - DAYTONA BEACH		89	83	48%	172
USA HEALTH UNIVERSITY HOSPITAL CLINICAL LABORATORY	1	169	2	1%	172
CYPRESS COVE CARE CENTER		127	45	26%	172
KISSIMMEE FACILITY OPERATIONS LLC		169	3	2%	172

COVID-19: testing by laboratory

Data through Dec 7, 2020 verified as of Dec 8, 2020 at 09:25 AM

Data in this report are provisional and subject to change.

The numbers in the table below represent the number of Florida and non-Florida residents for whom test results were received by the Department of Health. A person can be tested by more than one laboratory and can have both positive and negative results. **Therefore, the sum of the numbers in each column will be larger than the total number of people tested.**

Reporting lab	Inconclusive	Negative	Positive	Percent positive	Total
NIGHT LITE PEDIATRICS WINTER GARDEN		144	27	16%	171
W FRANK WELLS NURSING HOME		159	12	7%	171
ADVENT HEALTH CENTRA CARE - WESLEY CHAPEL		4	167	98%	171
Boynton Beach Rehabilitation Center	1	170			171
LabCorp (Non-Interfaced)	1	91	79	46%	171
KETAMINE HEALTH CENTERS LLC		154	16	9%	170
BAPTIST HEALTH PRIMARY CARE	1	133	35	21%	169
HEALTH LINK DIAGNOSTIC LABORATORIES		165	4	2%	169
Governors Creek Health and Rehabilitation	1	166	2	1%	169
ADVENT HEALTH CENTRA CARE - COLONIAL TOWN		121	47	28%	168
PANAMA CITY DEVELOPMENTAL CENTER		168			168
SPECTOR SCIENTIFIC LAB	1	33	134	80%	168
NADAL PEDIATRICS - VICTORIA STREET (3385)		141	26	16%	167
PEDIATRICS OF CENTRAL FLORIDA PA	5	151	11	7%	167
DOCTORS MEMORIAL FAMILY MEDICINE	2	111	53	32%	166
RULEME CENTER	1	163	2	1%	166
MAIN STREET MEDICAL CENTER			165	100%	165
HARDEE COUNTY HEALTH DEPARTMENT		128	36	22%	164
UNIVERSITY OF TAMPA STUDENT HEALTH AND SHC CLINICAL LABORATORY		40	124	76%	164
ADVENT HEALTH CENTRA CARE - OVIEDO		63	101	62%	164
ORCHARD PARK HEALTH & REHABILITATION		164			164
THE MANOR AT CARPENTERS		132	32	20%	164
BRADENTON HEALTH CARE		163			163
MEDFAST URGENT CARE - ROCKLEDGE		25	138	85%	163
SIGNATURE HEALTHCARE AT THE COURTYARD		124	38	23%	162
CYPRESS VILLAGE		159	3	2%	162
CARRINGTON PLACE OF ST PETE LLC		161	1	1%	162
TRI COUNTY NURSING HOME		161	1	1%	162
HEALTHY STEPS PEDIATRICS		143	18	11%	161
SIGNATURE HEALTHCARE OF NORTH FLORIDA		159	2	1%	161
WOMEN'S CARE FLORIDA LABORATORY		157	4	2%	161
TREE HOUSE PEDIATRICS PLLC		153	7	4%	160
KEYSTONE REHAB		160			160
GREENBRIAR REHABILITATION AND NURSING CENTER	1	159			160
BROOKSVILLE HEALTHCARE CENTER LLC		158	1	1%	159
ABBOTT LABORATORIES		123	36	23%	159
HEATHER HILL HEALTHCARE CENTER		153	6	4%	159
MEDIPATH		4	154	97%	158
WUESTHOFF REF LABORATORY			158	100%	158
URGENT CARE OF THE PALM BEACHES, NORTH PALM BEACH			158	100%	158
PALM GARDEN OF TAMPA		157	1	1%	158
ARCHER HEALTH VENTURES, LLC		156	1	1%	157
MIDWAY SPECIALTY CARE CENTER		79	78	50%	157
Destin Healthcare and Rehabilitation Center		155	2	1%	157
FORT PIERCE HEALTH CARE		156			156
PRUITT HEALTH		153	2	1%	155

COVID-19: testing by laboratory

Data through Dec 7, 2020 verified as of Dec 8, 2020 at 09:25 AM

Data in this report are provisional and subject to change.

The numbers in the table below represent the number of Florida and non-Florida residents for whom test results were received by the Department of Health. A person can be tested by more than one laboratory and can have both positive and negative results. **Therefore, the sum of the numbers in each column will be larger than the total number of people tested.**

Reporting lab	Inconclusive	Negative	Positive	Percent positive	Total
TIMBERRIDGE NURSING HOME & REHAB		123	32	21%	155
NSPIRE HEALTHCARE LAUDERHILL		152	3	2%	155
Chatsworth at PGA National, LLC		152	2	1%	154
MEDFAST URGENT CARE CENTER - COCOA			153	100%	153
PALMETTO FACILITY INC	1	152			153
PROJECT HEALTH, INC SUMTERVILLE		132	20	13%	152
ADVENTHEALTH EXPRESS CARE		67	85	56%	152
HOSPITAL FOR SPECIAL SURGERY		151	1	1%	152
PALM GARDEN OF AVENTURA		150			150
VETERANS AFFAIRS MEDICAL CENTER - MIAMI			150	100%	150
AZALEA TRACE		144	6	4%	150
FAWCETT MEMORIAL HOSPITAL-LAB		39	110	74%	149
CONSULATE HEALTH CARE OF MELBOURNE		149			149
BOND URGENT CARE LLC		112	37	25%	149
PALM GARDEN OF CLEARWATER		145	4	3%	149
PRECISION HEALTH RESOURCES, LLC	1	133	15	10%	149
MEDFAST URGENT CARE - TITUSVILLE		7	142	95%	149
Glades West Rehabilitation and Nursing Center		148			148
PALM GARDEN OF WEST PALM BEACH		135	13	9%	148
BAYVIEW CENTER		147	1	1%	148
DIAMOND RIDGE		147	1	1%	148
SABAL PALMS HEALTH AND REHAB		110	37	25%	147
CITRUS HEALTH AND REHAB		128	19	13%	147
MEDFAST URGENT CARE - MELBOURNE			147	100%	147
Bayside Care Center	1	140	5	3%	146
ADVENT HEALTH CENTRA CARE - ST. CLOUD		131	15	10%	146
PALM HARBOR PHARMACY		124	22	15%	146
TALLAHASSEE NHHI LLC		145	1	1%	146
CLARIDGE HOUSE NURSING CENTER		137	9	6%	146
PruittHealth Panama City		142	2	1%	144
ST. CLOUD REGIONAL MEDICAL CENTER		139	5	3%	144
FL HUD DESTIN, LLC D/B/A GRAND BOULEVARD HEALTH		135	9	6%	144
Life Care Center of Punta Gorda	1	139	4	3%	144
ELMHURST HOSPITAL CENTER	1	138	5	3%	144
ADVENT HEALTH CENTRA CARE - CARROLLWOOD		1	143	99%	144
STARKE FAMILY MEDICAL CENTER		121	22	15%	143
BAY TREE CARE AND REHABILITATION CENTER		136	5	4%	141
READY RESPONDERS FLORIDA, PLLC		123	18	13%	141
ENGLEWOOD HEALTHCARE AND REHABILITATION CENTER		141			141
The Inn at Sarasota Bay Club		140	1	1%	141
DAVID SCOTT MADWAR MD PA		129	12	9%	141
COMMUNITY HEALTH AND REHABILITATION CENTER		134	6	4%	140
FLORIDA DEPARTMENT OF HEALTH		121	19	14%	140
BEAR CREEK NURSING CENTER		140			140
THE PALACE MANAGEMENT - THE PALACE AT CORAL GABLES		140			140
ST CLOUD REGIONAL MEDICAL CENTER CLINICAL LAB		103	36	26%	139

COVID-19: testing by laboratory

Data through Dec 7, 2020 verified as of Dec 8, 2020 at 09:25 AM

Data in this report are provisional and subject to change.

The numbers in the table below represent the number of Florida and non-Florida residents for whom test results were received by the Department of Health. A person can be tested by more than one laboratory and can have both positive and negative results. **Therefore, the sum of the numbers in each column will be larger than the total number of people tested.**

Reporting lab	Inconclusive	Negative	Positive	Percent positive	Total
EDGEWOOD NURSING CENTER		136	2	1%	138
MICHAEL A MIDDLETON MD PA□		136	2	1%	138
MANOR AT BLUEWATER BAY		131	6	4%	137
AMERICAN PATHOLOGY PARTNERS		136	1	1%	137
BAYFRONT HEALTH MEDICAL GROUP		106	31	23%	137
PPC-LAB EDI ORCHARD BI		129	8	6%	137
Heritage Healthcare at Tallahassee		135	1	1%	136
EDGEWATER AT WATERMAN VILLAGE,THE		136			136
MINUTECLINIC LLC #3705		124	11	8%	135
AVENTURA REHAB AND NURSING CENTER		135			135
IRL MARKET LAB ALACHUA		104	31	23%	135
PALM BEACH COUNTY HEALTH DEPT LAB	1	131	2	1%	134
CARENOW	2	84	48	36%	134
ARBOR FACILITY INC		133			133
UNITED CLINICAL LABORATORIES		124	9	7%	133
BLUE MED CONSULTANTS		128	5	4%	133
VRL EUROFINs		131	2	2%	133
LAB CORP	1	86	46	35%	133
LABORATORY OF FLORIDA		83	50	38%	133
PORT ST LUCIE REHABILITATION AND HEALTHCARE		98	35	26%	133
CAYUGA MEDICAL CENTER AT ITHACA		129	3	2%	132
THE REHABILITATION CENTER OF LAKE CITY		127	5	4%	132
ADVENT HEALTH CENTRA CARE - DELAND		28	104	79%	132
PALM BAY HOSPITAL		3	129	98%	132
SILVERCREST HEALTH AND REHABILITATION CENTER	3	127	2	2%	132
ORLANDO HEALTH EMERGENCY DEPARTMENT		125	7	5%	132
INTEGRATED REGIONAL LABORATORIES		119	12	9%	131
PADDOCK RIDGE		131			131
NORTHEAST FLORIDA NEUROLOGY CLINICS, INC		114	17	13%	131
LONGWOOD HEALTH AND REHABILITATION CENTER		125	6	5%	131
FORT WALTON REHABILITATION CENTER		95	36	27%	131
HOMESTEAD MANOR		129	1	1%	130
ALLSOUTH URGENT CARE			130	100%	130
MEDFAST URGENT CARE CENTER - SARNO		2	128	98%	130
ROSECASTLE OF ZEPHRILLS		128	2	2%	130
HOPE HOSPICE AND COMMUNITY SERVICES INC	2	124	3	2%	129
Consulate Healthcare of West Palm Beach		122	7	5%	129
GENE BY GENE		61	68	53%	129
CENTRACARE		17	112	87%	129
Consulate Health Care of North Fort Myers		127	2	2%	129
BMHSI-AEL MICROBIOLOGY LABORATORY	2	102	25	19%	129
TERRACES OF LAKE WORTH CARE CENTER□		128			128
HUNT CLUB PEDIATRIC ASSOCIATES, P.A.		106	21	17%	127
REFUAH HEALTH CENTER LABORATORY		124	3	2%	127
MEDFAST URGENT CARE CENTER - TITUSVILLE			127	100%	127
MILLENNIUM LAB SERVICES			127	100%	127

COVID-19: testing by laboratory

Data through Dec 7, 2020 verified as of Dec 8, 2020 at 09:25 AM

Data in this report are provisional and subject to change.

The numbers in the table below represent the number of Florida and non-Florida residents for whom test results were received by the Department of Health. A person can be tested by more than one laboratory and can have both positive and negative results. **Therefore, the sum of the numbers in each column will be larger than the total number of people tested.**

Reporting lab	Inconclusive	Negative	Positive	Percent positive	Total
DXTERITY DIAGNOSTICS	1	122	3	2%	126
J AND G MEDICAL GROUP LLC		109	17	13%	126
Rehabilitation Center for Park Place LLC		124	2	2%	126
AMERICAN FINNISH NURSING HOME	1	123	2	2%	126
ADVENT HEALTH CENTRA CARE - LONGWOOD		22	103	82%	125
ALL SEASONS NAPLES LLC		124			124
UCC - WELLINGTON			124	100%	124
OCALA FAMILY MEDICAL CENTER INC		103	21	17%	124
THE CLUB AND REHABILITATION CENTER		123	1	1%	124
PHYSICIAN ASSOCIATES		109	15	12%	124
GENETWORKX		17	107	86%	124
MATHISON RETIREMENT COMMUNITY, INC		122	1	1%	123
PALM GARDEN OF WINTER HAVEN		108	14	11%	122
LIFE CARE CENTER OF ALTAMONTE SPRINGS		102	20	16%	122
PARKVIEW HEALTH		121			121
OAKBROOK HEALTH AND REHABILITATION CENTER	1	120			121
GRAVITY DIAGNOSTICS, LLC		35	86	71%	121
ASTON GARDENS AT PELICAN MARSH		120	1	1%	121
ST CATHERINE'S WEST REHABILITATION HOSPITAL		120	1	1%	121
MEDFAST URGENT CARE - EDGEWATER		2	119	98%	121
COCOA BEACH/ADVENT CENTRA		6	114	95%	120
BUFFALO CROSSING HEALTHCARE & REHABILITATION CTR		118	2	2%	120
FHMG-FLORIDA HOSPITAL MEDICAL GROUP		101	19	16%	120
TRI-COUNTY NURSING HOME		114	6	5%	120
SEA BREEZE REHAB AND NURSING CENTER		118	2	2%	120
MACTOWN, INC		119			119
GOOD SAMARITAN SOCIETY-DAYTONA		118	1	1%	119
AFC URGENT CARE SEMINOLE			119	100%	119
ADVANCED MEDICAL CENTER		86	33	28%	119
REHABILITATION CENTER OF LAKE CITY, TH		114	4	3%	118
BAYSIDE HEALTH AND REHABILITATION CENTER		118			118
MATHISON RETIREMENT COMMUNITY		114	4	3%	118
DIAMOND RIDGE HEALTH AND REHABILITATION		113	5	4%	118
CAPE CANAVERAL HOSPITAL		8	110	93%	118
NEIGHBORHOOD MEDICAL CENTER		112	5	4%	117
COLOR GENOMICS, INC.	1	114	2	2%	117
THE PALACE NURSING AND REHABILITATION CENTER		117			117
TARPON POINT NURSING AND REHABILITATION CENTER		116			116
PERSONALIZED GENETIC TESTING		30	84	74%	114
CANTERFIELD OF OCALA, LLC		112	2	2%	114
EPN URGENT CARE		13	101	89%	114
SERANADES BY SONATA WEST ORANGE		104	10	9%	114
SILVER CREEK SENIOR LIVING COMMUNITY		113			113
ARTHREX MEDICAL CENTER		45	68	60%	113
ALLIED HEALTH FORT PIERCE		112			112
ADVENTHEALTH MEDICAL GROUP PROMPT CARE		93	19	17%	112

COVID-19: testing by laboratory

Data through Dec 7, 2020 verified as of Dec 8, 2020 at 09:25 AM

Data in this report are provisional and subject to change.

The numbers in the table below represent the number of Florida and non-Florida residents for whom test results were received by the Department of Health. A person can be tested by more than one laboratory and can have both positive and negative results. **Therefore, the sum of the numbers in each column will be larger than the total number of people tested.**

Reporting lab	Inconclusive	Negative	Positive	Percent positive	Total
COASTAL HEALTH AND REHAB		110	2	2%	112
Sunset Point Center		111	1	1%	112
REGENCY CARE OF BLOUNTSTOWN LLC		107	5	4%	112
Timberridge Center for Rehabilitation and Healing		90	22	20%	112
VITAS HEALTHCARE CORP OF CENTRAL FL		110	1	1%	111
AMERICAN RESEARCH LABS		4	107	96%	111
MEDFAST URGENT CARE CENTER - COCOA BEACH			111	100%	111
CENTRA CARE - HUNTER'S CREEK		52	58	53%	110
MEDEXPRESS URGENT CARE BOCA RATON		106	4	4%	110
SUWANNEE VALLEY NURSING CENTER		108	2	2%	110
PROVIDENCE HOSPITAL LABORATORY		105	5	5%	110
BAYFRONT HEALTH ER PINELLAS PARK	1	71	37	34%	109
MOBILE INFIRMARY MED CENTER PATH LAB		98	11	10%	109
HILLSBOROUGH COUNTY DEVELOPMENTAL CTR	1	108			109
NORTH FL SOUTH GA HCS-MALCOM RANDALL VAMC			109	100%	109
ADVENT HEALTH CENTRA CARE - AZALEA PARK		91	17	16%	108
TRINITY REGIONAL REHAB CENTER		107	1	1%	108
CARENOW URGENT CARE - FORT PIERCE		89	19	18%	108
SABAL DIRECT PRIMARY CARE, PA		94	14	13%	108
CHARTER SENIOR LIVING OF PANAMA CITY BEACH		93	15	14%	108
LITTLE PINE PEDIATRICS		81	27	25%	108
TRENTON MEDICAL CENTER INC DBA PALMS MEDICAL GROUP	2	87	18	17%	107
AFC URGENT CARE TYRONE		2	105	98%	107
TUSCAN GARDENS OF VENETIA MANAGEMENT COMPANY		106	1	1%	107
FLORIDA KEYS PEDIATRICS & ADOLESCENT CENTER		103	4	4%	107
LabCorp L#09258090 M#09258105		71	36	34%	107
Whispering Oaks	5	97	4	4%	106
GRAND OAKS HEALTH & REHABILITATION		106			106
EVANS HEALTH CARE		104	2	2%	106
AMBULATORY SURGERY CENTER OF BOCA RATON LTD		105	1	1%	106
GLADES HEALTH CARE CENTER		104	1	1%	105
PALM GARDEN OF ORLANDO		102	3	3%	105
MINUTECLINIC DIAGNOSTIC OF RHODE ISLAND, LLC #729		101	4	4%	105
SARNO EXTENDED HOURS		63	42	40%	105
BAY VIEW HEALTHCARE		85	19	18%	104
GOLD CHOICE SENIOR COMMUNITIES		75	29	28%	104
ADVENT HEALTH CENTRA CARE - BRANDON		29	75	72%	104
GRAVITY DIAGNOSTICS		42	62	60%	104
COQUINA CENTER		103	1	1%	104
POINT WASHINGTON MEDICAL CLINIC		1	103	99%	104
DELTONA HEALTH CARE		89	14	14%	103
CLINICAL PATHOLOGY LABS		2	101	98%	103
HEART OF FLORIDA REGIONAL MED CTR		32	71	69%	103
ADVENT HEALTH CENTRA CARE - SANFORD		28	75	73%	103
DOCTOR'S IN HOUSE LABORATORY		13	89	87%	102
UNIVERSITY MEDICAL CENTER SUITES		90	12	12%	102

COVID-19: testing by laboratory

Data through Dec 7, 2020 verified as of Dec 8, 2020 at 09:25 AM

Data in this report are provisional and subject to change.

The numbers in the table below represent the number of Florida and non-Florida residents for whom test results were received by the Department of Health. A person can be tested by more than one laboratory and can have both positive and negative results. **Therefore, the sum of the numbers in each column will be larger than the total number of people tested.**

Reporting lab	Inconclusive	Negative	Positive	Percent positive	Total
SOLARIS HEALTHCARE MERRITT ISLAND		92	9	9%	101
ADVENT HEALTH CENTRA CARE		1	100	99%	101
SOLARIS HEALTHCARE DAYTONA	1	100			101
MEYER PEDIATRICS		90	11	11%	101
PRIMECARE OF DOTHAN		67	33	33%	100
WOODBIDGE FACILITY INC		99	1	1%	100
SUNFLOWER SPRINGS ASSISTED LIVING		97	3	3%	100
Consulate Health Care of Port Charlotte		98	2	2%	100
NORTH FLORIDA PEDIATRICS - MARIANNA		73	26	26%	99
LOOP PEDIATRICS PA		88	11	11%	99
ARCADIA HEALTH AND REHABILITATION CENTER		99			99
ADVENT HEALTH CENTRA CARE - WINTER HAVEN		30	69	70%	99
CENTRAL FLORIDA HEALTH CARE		46	52	53%	98
MARION E FETHER MEDICAL CENTER, THE		93	5	5%	98
SHOAL CREEK REHABILITATION CENTER		71	27	28%	98
MEDFAST URGENT CARE CENTER - WICKHAM			98	100%	98
HEALTH CENTERS AT BRENTWOOD		96	1	1%	97
INTELEX LABS, LLC		97			97
FLORIDA COMMUNITY HEALTH CENTERS INC			97	100%	97
WIMAUMA COMMUNITY HEALTH CENTER		77	20	21%	97
Parkview Rehabilitation Center at Winter Park		93	3	3%	96
BAYSHORE MEMORY CARE		96			96
Chatham Glen Healthcare and Rehabilitation Center		95	1	1%	96
DIGNITY HEALING, LLC		94	2	2%	96
MEADOWCREST FAMILY PHYSICIANS		69	27	28%	96
EAST LAKE PEDIATRICS PA		88	8	8%	96
PAVILION FOR HEALTHCARE, THE		96			96
PEDIATRIC ASSOCIATES ORLANDO		82	14	15%	96
VISTA MANOR		92	3	3%	95
AFC URGENT CARE FAMILY CARE			95	100%	95
SEMINOLE NURSING PAVILION		88	7	7%	95
PHYSICIANS REGIONAL CLINIC		82	13	14%	95
Gulf Coast Healthcare (Longwood Health and Rehab		95			95
LAKESIDE NEUROLOGIC		91	4	4%	95
NATIONS BEST FAMILY HEALTH CARE		52	43	45%	95
GLOBAL CENTRAL LABS AT PPD	2	87	6	6%	95
THE TERRACE OF KISSIMMEE		80	15	16%	95
DIAGNOSTIC SOLUTIONS		3	91	97%	94
LONGWOOD FAMILY PRACTICE		79	15	16%	94
FELLOWSHIP HOME AT THE FAIRWAY LLC		94			94
DEPARTMENT OF HEALTH & HUMAN SERVICES		94			94
VENICE REGIONAL BAYFRONT HEALTH (PULMONARY)		83	10	11%	93
Bayside Health and Rehabilitation		92	1	1%	93
ISLAND HEALTH AND REHABILITATION CENTER		93			93
FLAGLER COUNTY HEALTH DEPARTMENT		81	11	12%	92
MANOR CARE OF NAPLES FL LLC		92			92

COVID-19: testing by laboratory

Data through Dec 7, 2020 verified as of Dec 8, 2020 at 09:25 AM

Data in this report are provisional and subject to change.

The numbers in the table below represent the number of Florida and non-Florida residents for whom test results were received by the Department of Health. A person can be tested by more than one laboratory and can have both positive and negative results. **Therefore, the sum of the numbers in each column will be larger than the total number of people tested.**

Reporting lab	Inconclusive	Negative	Positive	Percent positive	Total
DEVANSH LAB WERKS INC		77	15	16%	92
NCRNC INC		90	2	2%	92
NEW YORK CITY DEPARTMENT OF HEALTH & MENTAL		85	7	8%	92
INN AT ASTON GARDENS, THE		90	1	1%	91
SEMINOLE COUNTY HEALTH DEPARTMENT		73	18	20%	91
UNIVERSITY OF MIAMI		1	90	99%	91
FLORIDA HEALTH CARE PLAN INC		2	89	98%	91
MONTEFIORE MEDICAL CENTER LABORATORIES - MOSES		84	7	8%	91
DBI HEALTH INC		89	2	2%	91
Solaris HealthCare Imperial		88	3	3%	91
FLORIDA HEALTH CARE PLANS			91	100%	91
FAIR HAVENS CENTER, OPCO		89	2	2%	91
AVECINA MOBILE		82	8	9%	90
SOUTH BALDWIN REGIONAL MEDICAL CENTER		86	4	4%	90
GEORGIA DEPARTMENT OF PUBLIC HEALTH		1	89	99%	90
AYERS HEALTH & REHABILITATION CENTER		90			90
ADVENT HEALTH CENTRA CARE - TEMPLE TERRACE		38	52	58%	90
ADVENT HEALTH CENTRA CARE - WATERMAN		78	11	12%	89
MEDICAL CENTER CLINIC-IMMEDIATE CARE	1	80	8	9%	89
HOLY CROSS HOSPITAL		12	77	87%	89
SOLARIS HEALTHCARE OSCEOLA		86	3	3%	89
JEFFERY WEINZWEIG		2	87	98%	89
RIVERS FAMILY MEDICINE PA		78	11	12%	89
PREMIER URGENT CARE OF BREVARD		2	87	98%	89
AVERO DIAGNOSTICS		64	24	27%	88
WESTCHESTER MEDICAL CENTER		87	1	1%	88
FINLAY CLINICAL LABORATORY		28	60	68%	88
PACIFIC ANALYTICS			88	100%	88
GOVERNOR'S CREEK HEALTH & REHABILITATION		87	1	1%	88
YOUR FAMILY WALK-IN CLINIC			88	100%	88
SAINTS 120 LLC	1	87			88
TRADITION MEDICAL CENTER LABORATORY		48	39	45%	87
TUSCAN GARDENS OF PALM COAST		86	1	1%	87
OCEAN REEF MEDICAL CENTER		74	13	15%	87
TIFFANY HALL NURSING AND REHAB CENTER		87			87
LASER & SURGERY CENTER OF THE PALM BEACHES		87			87
EXOSOME DIAGNOSTICS		82	5	6%	87
BRANDON HEALTH AND REHABILITATION CENTER	1	85	1	1%	87
ABBIEJEAN RUSSELL CARE CENTER		86			86
AFC URGENT CARE CLEARWATER		52	34	40%	86
EVENT MED SERVICES LABORATORY		86			86
SMILEY MEDICAL GROUP		59	27	31%	86
AFC URGENT CARE		44	42	49%	86
WHITE PLAINS HOSPITAL CENTER LAB		86			86
PROVISTA DIAGNOSTICS, INC		85	1	1%	86
MV MEDICAL PRACTICE DBA PRIMARY URGENT CARE		82	3	4%	85

COVID-19: testing by laboratory

Data through Dec 7, 2020 verified as of Dec 8, 2020 at 09:25 AM

Data in this report are provisional and subject to change.

The numbers in the table below represent the number of Florida and non-Florida residents for whom test results were received by the Department of Health. A person can be tested by more than one laboratory and can have both positive and negative results. **Therefore, the sum of the numbers in each column will be larger than the total number of people tested.**

Reporting lab	Inconclusive	Negative	Positive	Percent positive	Total
W. FRANK WELLS NURSING HOME		84	1	1%	85
KALEIDA HEALTH CENTER FOR LABORATORY		80	5	6%	85
FIRST CHOICE PEDIATRICS		75	10	12%	85
NAVY HOSPITAL			85	100%	85
SURREY PLACE CARE CENTER		80	5	6%	85
LIFE CARE CENTER OF WINTER HAVEN		73	12	14%	85
Fernandina Beach Rehabilitation and Nursing Center		84			84
ADVENT HEALTH CENTRA CARE - CITRUS PARK		8	76	90%	84
PEDIATRICS OF GREATER ORLANDO		74	10	12%	84
PINES OF SARASOTA GARDEN		84			84
FAST TRACK URGENT CARE CENTER - RIVERVIEW			84	100%	84
Solaris Healthcare Lake Bennet		74	10	12%	84
ADVENT HEALTH CENTRA CARE - SOUTH ORANGE		69	14	17%	83
WEDGEWOOD HEALTHCARE CENTER		80	3	4%	83
PIONEER CLINICAL LAB, LLC		70	13	16%	83
BAYA POINTE NURSING AND REHABILITATION		1	82	99%	83
BOCA RATON REHABILITATION CENTER		79	3	4%	82
HERON CLUB AT PRESTANCIA		80	2	2%	82
ARBOR TRAIL		77	5	6%	82
FAST TRACK URGENT CARE CENTER - WESTCHASE			82	100%	82
THE PAVILION FOR HEALTH CARE		72	10	12%	82
LAB		29	53	65%	82
HURLBURT FIELD CLINIC		39	43	52%	82
ARDEN COURTS OF LARGO FL, LLC		78	3	4%	81
VILLAGE DOCTORS OF KEYSTONE		68	13	16%	81
OAKS OF KISSIMMEE HEALTH AND REHABILITATION CENTER		81			81
MIAMI SHORES NURSING & REHAB		81			81
ADVENT HEALTH - PALM HARBOR ER		64	17	21%	81
DISCOVERY VILLAGE AT NAPLES		81			81
DOCTORS MEMORIAL HOSPITAL		30	50	63%	80
CORAL REEF NURSING & REHAB CENTER		80			80
HIALEAH SHORES NURSING AND REHAB CENTER		75	5	6%	80
KEYS MEDICAL GROUP			80	100%	80
Solaris Healthcare Coconut Creek		78	2	3%	80
QUICK CARE MED PL CR		77	3	4%	80
PHYSICIANS PRIMARY CARE LAB		60	19	24%	79
HALIFAX MEDICAL CENTER-PORT ORANGE LAB		68	11	14%	79
NITE LITE PEDIATRICS - JACKSONVILLE		76	2	3%	78
SOLARIS HEALTHCARE LAKE CITY		48	30	38%	78
VETERANS AFFAIRS MEDICAL CENTER - PALO ALTO		28	50	64%	78
EDGEWATER AT WATERMAN VILLAGE		78			78
FIRST CHOICE PEDIATRICS SEMORAN		65	13	17%	78
ANCIENT CITY PEDIATRICS		76	2	3%	78
CBS LABS OF TAMPA LLC		3	74	96%	77
RDV SPORTSPLEX PEDIATRICS		62	15	19%	77
TRUE NORTH HEALTH NAVIGATION LLC DBA DISPATCHHEALTH	1	60	16	21%	77

COVID-19: testing by laboratory

Data through Dec 7, 2020 verified as of Dec 8, 2020 at 09:25 AM

Data in this report are provisional and subject to change.

The numbers in the table below represent the number of Florida and non-Florida residents for whom test results were received by the Department of Health. A person can be tested by more than one laboratory and can have both positive and negative results. **Therefore, the sum of the numbers in each column will be larger than the total number of people tested.**

Reporting lab	Inconclusive	Negative	Positive	Percent positive	Total
UNIVERSITY HEALTH SYSTEM INC		70	7	9%	77
CAREMOUNT MEDICAL - PATHOLOGY		75	2	3%	77
ORANGE CITY NURSING AND REHAB		75	2	3%	77
FINLAY CLINICAL LABORATORY INC		28	49	64%	77
NOMIHEALTH LAB SERVICES		7	70	91%	77
NSPIRE HEALTHCARE TAMARAC		75	1	1%	76
DYNAMIC MEDICAL USA			76	100%	76
GOOD SAMARITAN SOCIETY OF DELAND		73	3	4%	76
THE COURTYARD ASSISTED LIVING		72	3	4%	75
FLORIDA DEPARTMENT OF HEALTH IN POLK COUNTY		66	9	12%	75
FHMG FLORIDA HOSPITAL MEDICAL GROUP		61	14	19%	75
MEDFAST URGENT CARE CENTERS LLC		19	56	75%	75
BOCA GRANDE HEALTH CLINIC		72	3	4%	75
ST MARK ASSISTED LIVING CENTER	1	63	11	15%	75
MD 365 MEDICAL CARE		73	1	1%	74
CHILDRENS MEDICAL ASSOCIATION		66	8	11%	74
HEALTH CARE DISTRICT OF PALM BEACH COUNTY MAIN OFFICE	1	9	64	86%	74
FAST TRACK URGENT CARE CENTER - SOUTH TAMPA			74	100%	74
CRONOS CLINICAL LABORATORY	1	71	2	3%	74
BOSTON RED SOX CLUB LP		74			74
NOAH CLINICAL LABORATORY		63	11	15%	74
WINDSOR REFLECTIONS		74			74
VIERA HOSPITAL			74	100%	74
VILLAGE PLACE NH LLC		54	19	26%	73
SCOTT LAKE HEALTH AND REHABILITATION CENTER		71	2	3%	73
FAMILY HEALTH CENTERS OF SWF LABS		59	14	19%	73
HEARTLAND PEDIATRICS OF LAKE WALES		66	7	10%	73
FIRST CHOICE PRIMARY CARE		55	18	25%	73
CONSULATE HEALTH CARE - LAKE MARY		72	1	1%	73
BROWARD HEALTH CORAL SPRINGS EPIDEMIOLOGY DEPT		1	71	99%	72
PEDIATRICS IN BREVARD PA		65	7	10%	72
GRANDE, THE		69	3	4%	72
SARAPATH DIAGNOSTICS			72	100%	72
JOHN KNOX VILLAGE OF FLORIDA ALF	1	70			71
ADVANCED LAB		67	4	6%	71
CONSULATE HEALTH CARE OF SARASOTA		71			71
Madison Health and Rehabilitation Center		41	30	42%	71
JACKSONVILLE KIDS PEDIATRICS, PLLC		61	10	14%	71
ADVENT HEALTH - ORLANDO		60	11	15%	71
AMMON LABS		61	10	14%	71
CATHOLIC HEALTH SYSTEM DEPT LABORATORY		70	1	1%	71
SEASIDE HEALTH AND REHABILITATION CENTER		15	56	79%	71
DIAGNOSTIC LABORATORY OF OKLAHOMA		58	13	18%	71
ADVENT HEALTH CENTRA CARE - ORANGE CITY		4	66	94%	70
SOUTH BALDWIN MEDICAL CENTER GULF SHORES		58	12	17%	70
MEMORIAL MANOR		70			70

COVID-19: testing by laboratory

Data through Dec 7, 2020 verified as of Dec 8, 2020 at 09:25 AM

Data in this report are provisional and subject to change.

The numbers in the table below represent the number of Florida and non-Florida residents for whom test results were received by the Department of Health. A person can be tested by more than one laboratory and can have both positive and negative results. **Therefore, the sum of the numbers in each column will be larger than the total number of people tested.**

Reporting lab	Inconclusive	Negative	Positive	Percent positive	Total
HIGHLANDS MEDICAL CENTER		68	2	3%	70
MAGNOLIA DIAGNOSTIC		1	69	99%	70
DAYSRING VILLAGE		69	1	1%	70
QPS, LLC		69	1	1%	70
THE WELLNESS CENTER AT LAKEWOOD RANCH			70	100%	70
SUNCOAST COMMUNITY HEALTH CENTERS PEDIATRICS		21	49	70%	70
Highlands Regional Hospital		63	7	10%	70
HAVEN OF OUR LADY OF PEACE INC		70			70
HERITAGE HEALTHCARE AND REHABILITATION CENTER		69			69
AMERICA'S PHARMACY LLC		62	7	10%	69
MIDWAY PRIMARY CARE, LLC		67	2	3%	69
AMELIA MEDICAL CARE		2	67	97%	69
SIMED LABORATORY		57	12	17%	69
BROWARD HEALTH MEDICAL CENTER		3	66	96%	69
TREASURE COAST MEDICAL ASSOCIATES		2	66	97%	68
CENTERSTONE OF FLORIDA		65	3	4%	68
SUN COUNTRY PEDIATRICS PLLC	5	57	6	9%	68
LAKEVIEW TERRACE RETIREMENT COMMUNITY		66	2	3%	68
SPRINGS AT LAKE POINTE WOODS		66	2	3%	68
24/7 PEDIATRIC CARE CENTERS INC		65	3	4%	68
Emory L Bennett State Veterans Nursing Home		67	1	1%	68
MEMORY CARE OF NAPLES		68			68
SUNCOAST OPTIMAL WELLNESS		23	45	66%	68
LPG COCONUT POINT		55	12	18%	67
AEL- MEMPHIS		17	50	75%	67
VILLAS OF HOLLY BROOK - BRADENTON 14TH		67			67
PROMEDICA LABORATORIES		20	47	70%	67
CSL PLASMA		18	49	73%	67
Advent health care center Celebration		64	2	3%	66
ERIE COUNTY MEDICAL CTR CLINICAL LABS		65	1	2%	66
MEDEX MEDICAL EXPRESS OF PALATKA			66	100%	66
ManorCare Health Services-Palm Harbor		66			66
STONY BROOK UNIVERSITY MEDICAL CENTER		58	7	11%	65
Oakhurst Center		65			65
BROOKDALE OVIEDO		64	1	2%	65
ADVENT HEALTH CENTRA CARE - WINTER GARDEN		13	52	80%	65
JACKSONVILLE NURSING AND REHAB CENTER		65			65
LIFE BRITE		64	1	2%	65
LABFIRST - DEPARTMENT OF PATHOLOGY		64	1	2%	65
SOUTH GEORGIA MEDICAL CENTER		48	16	25%	64
WESLEY HAVEN VILLA		64			64
Concordia Village of Tampa AL		64			64
SIGNATURE HEALTHCARE OF PORT CHARLOTTE		64			64
HEALTH FIRST - PALM BAY HOSPITAL		2	62	97%	64
CONEY ISLAND HOSPITAL		63	1	2%	64
PALMS MEDICAL GROUP HIGH SPRINGS		58	6	9%	64

COVID-19: testing by laboratory

Data through Dec 7, 2020 verified as of Dec 8, 2020 at 09:25 AM

Data in this report are provisional and subject to change.

The numbers in the table below represent the number of Florida and non-Florida residents for whom test results were received by the Department of Health. A person can be tested by more than one laboratory and can have both positive and negative results. **Therefore, the sum of the numbers in each column will be larger than the total number of people tested.**

Reporting lab	Inconclusive	Negative	Positive	Percent positive	Total
WATERMARK LAKE POINTE WOODS LLC		64			64
WELLSNOW URGENT CARE PC		64			64
HAVEN OF OUR LADY OF PEACE		64			64
OUT OF STATE		40	24	38%	64
PINELLAS CARE CENTER		45	19	30%	64
EISENHOWER ARMY MEDICAL CENTER		59	4	6%	63
APC PEDIATRICS AT RYE ROAD MEDICAL PARK		63			63
INTERLACHEN PEDIATRICS PA		62	1	2%	63
WADSWORTH HEALTH CENTER		60	3	5%	63
PLANTATION GENERAL HOSPITAL CLINICAL LAB		26	37	59%	63
DE LUNA HEALTH AND REHABILITATION CENTER		63			63
RIDGEWOOD DIAGNOSTIC LABORATORY		60	2	3%	62
MANORCARE HEALTH SERVICES - VENICE		37	25	40%	62
CLYDE E LASSEN STATE VETERANS NURSING HOME		56	6	10%	62
EXCEL PEDIATRICS		44	18	29%	62
EXPRESS URGENT CARE LLC		1	61	98%	62
STEWART MEDICAL GROUP		30	32	52%	62
FLORIDA DEPARTMENT OF HEALTH CLAY COUNTY		32	30	48%	62
DISCOVERY VILLAGE AT MELBOURNE		61	1	2%	62
JOSEPH L MORSE GERIATRIC CENTER	2	59	1	2%	62
LAB PLUS, LLC AT SAINT THOMAS WEST HOSPITAL		48	14	23%	62
ASSOCIATED CLINICAL LABORATORIES		57	5	8%	62
EMERALD COAST HOSPICE		60	1	2%	61
NEMOURS CHILDREN'S PRIMARY CARE		51	10	16%	61
FLOMEDILAB		19	42	69%	61
CITRUS MEMORIAL HEALTH SYSTEM LAB		2	59	97%	61
CL BRUMBACK PRIMARY CARE CLINICS		16	45	74%	61
SUPERIOR RESIDENCES OF PANAMA CITY BEA		61			61
PATRIOT MEDICAL LABORATORIES		59	2	3%	61
LAKE VIEW CARE CENTER AT DELRAY		60	1	2%	61
NO FLORIDA PEDIATRICS, PA		59	1	2%	60
EXACT SCIENCES LABORATORIES, LLC		15	45	75%	60
FAST TRACK URGENT CARE CENTER - BRANDON			60	100%	60
PLYMOUTH HOME FOR ADULTS, INC.	8	51	1	2%	60
KORGENE LAB		18	42	70%	60
CENTRAL BALDWIN IMMEDIATE CARE & FAMILY PRACTICE		47	13	22%	60
USF HEALTH MORSANI CENTER		5	55	92%	60
ARBOR GLEN AT ARBOR TRACE		57	3	5%	60
HUNTSVILLE HOSPITAL LABORATORY		44	15	25%	59
PLAZA OF HALLANDALE BEACH		59			59
BAY VUE NURSING AND REHABILITATION CENTER		58	1	2%	59
ADVENT HEALTH CENTRA CARE - KISSIMMEE		25	34	58%	59
MORSELIFE MEMORY CARE RESIDENCE		58	1	2%	59
QUEENS HOSPITAL CENTER		58	1	2%	59
Margate Health and Rehabilitation Center		56	2	3%	58
MIAMI BEACH COMMUNITY HEALTH CENTER			58	100%	58

COVID-19: testing by laboratory

Data through Dec 7, 2020 verified as of Dec 8, 2020 at 09:25 AM

Data in this report are provisional and subject to change.

The numbers in the table below represent the number of Florida and non-Florida residents for whom test results were received by the Department of Health. A person can be tested by more than one laboratory and can have both positive and negative results. **Therefore, the sum of the numbers in each column will be larger than the total number of people tested.**

Reporting lab	Inconclusive	Negative	Positive	Percent positive	Total
THE CANOPY AT BERRYHILL		58			58
MINUTECLINIC DIAGNOSTIC OF SOUTH CAROLINA, LLC		52	6	10%	58
ADVENT HEALTH CENTRA CARE - POINCIANA		20	38	66%	58
F&T MEDICAL RESEARCH, INC		58			58
ADVANCED AMBULATORY SURGERY CENTER		55	3	5%	58
INTERNAL LAB		50	8	14%	58
STONY BROOK SOUTHAMPTON		57	1	2%	58
MOLECULAR TESTING LABS		25	33	57%	58
MED EXPRESS		5	52	91%	57
ASCENSION MEDICAL GROUP		1	56	98%	57
Courtyards of Orlando Care Center		57			57
ASCENSION SACRED HEART BAY LABORATORY		54	3	5%	57
ST VINCENT'S BIRMINGHAM		55	2	4%	57
KAPG FLEMING ISLAND SENIOR HOUSING OPCO LLC	1	56			57
EAST ALABAMA MEDICAL CENTER LABORATORY		49	8	14%	57
MILLENIUM PHYSICIANS GROUP		1	56	98%	57
MILLER BIOCONNECT		43	14	25%	57
AMERICAN FAMILY MEDICAL		48	9	16%	57
BIODESIX, INC.		43	13	23%	56
BORLAND GROOVER CLINIC	1	46	9	16%	56
DAIRY ROAD URGENT CARE		29	27	48%	56
NATURE COAST MEDICAL GROUP		48	8	14%	56
ATRIUM AT LIBERTY PARK □		55	1	2%	56
ISLAND COAST PEDIATRICS		55	1	2%	56
Heartland Healthcare of Ft. Myers		55			55
SPRING HILL HEALTH AND REHABILITATION CENTER		43	12	22%	55
ADVENT HEALTH - LAKE NONA		49	6	11%	55
NORTH PORT REHABILITATION AND NURSING CENTER □		54	1	2%	55
NORTH PINELLAS STATMED QUICK QUALITY CLINICS		7	48	87%	55
SONATA HUNTERS CREEK		47	8	15%	55
Solaris HealthCare Windermere		53	2	4%	55
CHILDRENS MEDICAL ASSOCIATION PA		42	12	22%	54
PHYSICIAN PARTNERS PERRY		34	20	37%	54
UNITED LABORATORY SERVICES CORPORATION		38	16	30%	54
EMBRY RIDDLE AERONAUTICAL UNIVERSITY HEALTH SERVICES			54	100%	54
CLERMONT HEALTH AND REHAB		40	14	26%	54
TIFFANY HALL NURSING AND REHAB		44	10	19%	54
MD LABS		31	23	43%	54
SARASOTA CO. HEALTH DEPT # 58		40	14	26%	54
WIREGRASS DIRECT PRIMARY CARE PLLC □		48	6	11%	54
DOUGLAS T JACOBSON STATE VETERANS HOME		53			53
CENTRA CARE - CONWAY		20	33	62%	53
BENTON HOUSE AT OAKLEAF		51	2	4%	53
FAMILY HEALTH CENTERS OF SOUTHWEST FLORIDA INC		33	20	38%	53
HOBDAIRI FAMILY HEALTH LLC □		39	14	26%	53
MINNESOTA TWINS		51	2	4%	53

COVID-19: testing by laboratory

Data through Dec 7, 2020 verified as of Dec 8, 2020 at 09:25 AM

Data in this report are provisional and subject to change.

The numbers in the table below represent the number of Florida and non-Florida residents for whom test results were received by the Department of Health. A person can be tested by more than one laboratory and can have both positive and negative results. **Therefore, the sum of the numbers in each column will be larger than the total number of people tested.**

Reporting lab	Inconclusive	Negative	Positive	Percent positive	Total
POINTE, THE		51	2	4%	53
AMEERAH LABS, LLC		42	11	21%	53
WHITE WILSON MEDICAL IMMEDIATE CARE NICEVILLE			52	100%	52
GENPATH			52	100%	52
LABCORP RTP		27	25	48%	52
FAST TRACK URGENT CARE CENTER - WESLEY CHAPEL			52	100%	52
PINES OF SARASOTA		52			52
MOBILE PHYSICIAN SERVICES INC		51	1	2%	52
AVON PARK PEDIATRICS INC		46	6	12%	52
LUIS A GHIGLINO MD PA		52			52
PARKSIDE INN		52			52
PRIMARY CARE SOUTH INC			52	100%	52
GOOD SAMARITAN CENTER		52			52
ADVENT HEALTH		49	3	6%	52
VILLA MARIA WEST SKILLED NURSING FACILITY		45	6	12%	51
UNIVERSITY OF NORTH FLORIDA STUDENT HEALTH		48	3	6%	51
MD 365 MEDICAL CARE PLLC		51			51
EAGLES WATCH CLUSTER		42	9	18%	51
FG RAPID RESULTS		33	18	35%	51
NXGEN MDX		19	32	63%	51
WASHINGTON REHABILITATION AND NURSING CENTER		51			51
WILSON MEMORIAL REGIONAL MEDICAL CENTER		48	2	4%	50
GULFVIEW MEDICAL INSTITUTE		50			50
GATEWAY CARE CENTER		50			50
PHYSICIANS STAT LAB INC		41	9	18%	50
CRUCIAL CARE EMERGENCY MEDICINE DOCTORS		40	10	20%	50
SUNY UPSTATE MEDICAL UNIVERSITY		45	4	8%	49
ROSECASTLE OF CITRUS		49			49
EAST NEW YORK DIAGNOSTIC AND TREATMENT		46	3	6%	49
SOMERBY LAKE NONA		48	1	2%	49
NITE LITE PEDIATRICS - PORT ST. LUCIE		42	7	14%	49
ALL FLORIDA FAMILY AND SPORTS MEDICINE		44	5	10%	49
SOLARIS SENIOR LIVING NORTH NAPLES		48	1	2%	49
GULF COAST MEDICAL CENTER		47	2	4%	49
GV NAPLES OPCO, LLC		49			49
USF		1	48	98%	49
VETERANS AFFAIRS MEDICAL CENTER - GULF COAST		27	22	45%	49
URGENT CARE EXPRESS LLC			49	100%	49
BAY CENTER HURRICANE SHELTER		48			48
NORTH FLORIDA PEDIATRICS PA - DUVAL		47	1	2%	48
PEDIATRICS BY THE SEA		48			48
AMA MEDICAL GROUP LLC		42	6	13%	48
Solaris Senior Living North Naples ALF		43	5	10%	48
CHILDREN MED CARE INC		43	5	10%	48
BIOIQ			48	100%	48
SONATA BOCA RATON		47	1	2%	48

COVID-19: testing by laboratory

Data through Dec 7, 2020 verified as of Dec 8, 2020 at 09:25 AM

Data in this report are provisional and subject to change.

The numbers in the table below represent the number of Florida and non-Florida residents for whom test results were received by the Department of Health. A person can be tested by more than one laboratory and can have both positive and negative results. **Therefore, the sum of the numbers in each column will be larger than the total number of people tested.**

Reporting lab	Inconclusive	Negative	Positive	Percent positive	Total
AFC PHYSICIANS OF FLORIDA		37	11	23%	48
CATALYST WALK IN CLINIC		38	10	21%	48
CLEVELAND CLINIC FOUNDATION		11	37	77%	48
PHYSICIANS PRIMARY CARE OF SOUTHWEST FLORIDA		39	9	19%	48
SNH BRFL TENANT LLC		47			47
ALLIANCE PEDIATRICS		24	23	49%	47
ADVENT HEALTH CENTRA CARE - EAST ORLANDO		21	26	55%	47
QUICK CARE MED		38	9	19%	47
INTERLAB		1	46	98%	47
ALLEGRO		47			47
TRINITY AL SENIOR HOUSING LLC		44	3	6%	47
ADVENT HEALTH - PALM COAST			47	100%	47
SOFT CELL LABORATORIES		44	3	6%	47
ATLANTIC URGENT CARE		29	18	38%	47
GENEDX		36	11	23%	47
CANOPY ON BERRYHILL, THE		41	5	11%	46
Nspire Health Care Kendall		45	1	2%	46
HUNTINGTON HOSPITAL LABORATORY		45	1	2%	46
HENDRY REGIONAL MEDICAL CENTER CLINICAL LABORATORY		41	5	11%	46
LENOX HILL HOSPITAL		42	4	9%	46
HARTFORD HEALTH SERVICES LLC		46			46
SMA LAB		6	40	87%	46
ST. CLOUD MEDICAL GROUP		46			46
EAST MANATEE FAMILY	1	1	44	96%	46
ESTERO ISLAND MEDICAL CENTER		35	11	24%	46
IQBAL A FARUQUI MD		39	7	15%	46
H LEE MOFFITT CANCER CENTER MICRO		46			46
PREMIER PLACE HEALTHCARE AT THE GLENVIEW		46			46
DAYSRING SENIOR LIVING LLC		45			45
NORTH SHORE UNIVERSITY HOSPITAL LABORATORY		42	3	7%	45
UNIVERSITY OF CENTRAL FLORIDA HEALTH SERVICES		45			45
S-H THIRTY-FIVE OPCO- PORT ST LUCIE, LLC	1	44			45
INDIGO MANOR		16	29	64%	45
URGENT CARE TCMA			45	100%	45
SOUTHPORT SQUARE HARBOUR HEALTH		45			45
ADVENTHEALTH MEDICAL GROUP FAMILY MEDICINE AT		38	7	16%	45
TGH URGENT CARE - SEMINOLE			45	100%	45
CHILDREN'S HOSPITAL OF ALABAMA		44	1	2%	45
ST FRANCIS HOSPITAL		39	6	13%	45
KENDALL REGIONAL MEDICAL CENTER LAB	3		41	93%	44
Sunnyside Nursing Home		42	2	5%	44
BROAD INSTITUTE CLINICAL SEQUENCING RESEARCH PLATFORM	1	39	4	9%	44
SUNLAND MARIANNA COX MEDICAL CENTER		37	7	16%	44
MOOSEHAVEN LIFE CARE CENTER		44			44
FAMILY CARE PARTNERS OF NORTHEAST FLORIDA LLC		15	29	66%	44
FHMG LAKE MARY PEDS		39	5	11%	44

COVID-19: testing by laboratory

Data through Dec 7, 2020 verified as of Dec 8, 2020 at 09:25 AM

Data in this report are provisional and subject to change.

The numbers in the table below represent the number of Florida and non-Florida residents for whom test results were received by the Department of Health. A person can be tested by more than one laboratory and can have both positive and negative results. **Therefore, the sum of the numbers in each column will be larger than the total number of people tested.**

Reporting lab	Inconclusive	Negative	Positive	Percent positive	Total
ADVENT HEALTH CENTRA CARE - SAND LAKE		17	27	61%	44
SANDY RIDGE CENTER FOR REHABILITATION AND HEALING		42	2	5%	44
NO FLORIDA PEDIATRICS, PA - BRADFORD		35	9	20%	44
PHYSICIANS REGIONAL MEDICAL CENTER - PINE RIDGE		18	26	59%	44
ALLIANCE OF PHYSICIANS AGAINST COVID-19			44	100%	44
ALEXANDER NININGER STATE VETERANS		44			44
VISITING PHYSICIANS ASSOCIATION		40	4	9%	44
PEDIATRICS OF CENTRAL FLORIDA – SAINT CLOUD	2	40	2	5%	44
The Grove Health and Rehabilitation		30	13	30%	43
WORKPLACE SCREENING INTELLIGENCE			43	100%	43
PEDIATRIC ASSOCIATES OF OCALA PA		41	2	5%	43
FAMILY CARE PARTNERS OF NE FLORIDA LLC		19	24	56%	43
BRANCH MEDICAL CLINIC			43	100%	43
ADVENT HEALTH - LAKE MARY		35	8	19%	43
HEALTH FIRST - CAPE CANAVERAL HOSPITAL		1	42	98%	43
PALMS EDGE		41	2	5%	43
PROJECT HEALTH INC		34	9	21%	43
DIAGNOSTIC & CLINICAL CARE SERVICES INC DBA		38	5	12%	43
CHAUTAUQUA REHABILITATION AND NURSING CENTER		41	1	2%	42
J FRANK AVEY MD		32	10	24%	42
FLORIDA DEPARTMENT OF HEALTH IN LAKE COUNTY	1	33	8	19%	42
CORAL GABLES NURSING & REHABILITATION CENTER		35	7	17%	42
JACKSON PLAZA NURSING & REHAB CENTER		42			42
ARCPPOINTS LABS		37	5	12%	42
CRAIG BERGER MD PL D/B/A BAY AREA EYE INSTITUTE		42			42
Crystal Health & Rehab Center		42			42
BRASHEAR'S VITAL CARE CORP			42	100%	42
HARBORCHASE OF VERO BEACH		39	3	7%	42
QUOTIENT SCIENCES			42	100%	42
FAMILY EXTENDED CARE OF CENTRAL TAMPA		42			42
ORLANDO HEALTH CENTER FOR REHABILITATION		42			42
PROMPT CARE OF CENTRAL FLORIDA			42	100%	42
TROY REGIONAL MEDICAL CENTER		34	8	19%	42
RITECARE MED CTR H			41	100%	41
BAPTIST MEDICAL CENTER SOUTH		30	11	27%	41
ORLANDO HEALTH AND REHAB CENTER		6	35	85%	41
HEALTH PARK CARE CENTER		41			41
FLORIDA PEDIATRIC GROUP		18	23	56%	41
ALTERNATIVE LIVING, INC DBA TWIN CITIES PAVILION		41			41
REDI MED LLC			41	100%	41
PEDIATRICS OF CENTRAL FLORIDA KISSI		33	8	20%	41
ADVENT HEALTH - MOUNT DORA		6	35	85%	41
MICRO PATH LABORATORIES INC		40	1	2%	41
FLORIDA HOSPITAL NEW SMYRNA		4	37	90%	41
ADVENT HEALTH CENTRA CARE - HUNTERS CREEK		7	34	83%	41
MEDICAL CENTER OF DELTONA, INC		31	10	24%	41

COVID-19: testing by laboratory

Data through Dec 7, 2020 verified as of Dec 8, 2020 at 09:25 AM

Data in this report are provisional and subject to change.

The numbers in the table below represent the number of Florida and non-Florida residents for whom test results were received by the Department of Health. A person can be tested by more than one laboratory and can have both positive and negative results. **Therefore, the sum of the numbers in each column will be larger than the total number of people tested.**

Reporting lab	Inconclusive	Negative	Positive	Percent positive	Total
BAY EDUCATORS WELLNESS CENTER		25	16	39%	41
CENTURY CENTER FOR REHABILITATION & HEALING		29	11	28%	40
ALTRU DIAGNOSTICS INC		35	5	13%	40
PRIDE DIAGNOSTICS		24	16	40%	40
WINTER GARDEN REHAB AND NURSING CENTER		39			39
RDX BIOSCIENCE			39	100%	39
CLINICAL RESEARCH SEQUENCING PLATFORM		8	31	79%	39
LECONTE MEDICAL CENTER LAB		30	9	23%	39
SENIOR LIVING VII TAMPA LLC	1	32	6	15%	39
PEDIATRIC CARE CENTER- JACKSONVILLE BEACH		11	28	72%	39
CITRUS MEMORIAL HOSPITAL			39	100%	39
Q ANSWER LAB	1	11	27	69%	39
LITTLE PINE PEDIATRICS PLLC		37	2	5%	39
BIOREFERENCE LABORATORIES, INC		6	33	85%	39
INN AT THE FOUNTAINS, THE		34	5	13%	39
BAPTIST PRIMARY CARE, INC		36	3	8%	39
AMERICAN HOUSE-BONITA SPRINGS		39			39
POPLAR HEALTHCARE PLLC	1	11	27	69%	39
SOUTHEAST ALABAMA MEDICAL CENTER			38	100%	38
REGENTS PARK OF BOCA RATON		36	2	5%	38
HOMEWOOD RESIDENCE AT FREEDOM PLAZA		37	1	3%	38
FLORIDA MEDICAL CLINIC PA		35	3	8%	38
FAMILY EXTENDED CARE OF WINTER HAVEN		38			38
FIRST CHOICE URGENT CARE		10	28	74%	38
UNIVERSITY OF ALABAMA		35	3	8%	38
FLORIDA HEALTH CARE		5	33	87%	38
PARAMOUNT URGENT CARE INC		13	25	66%	38
VIPEDIATRICS PLLC		35	3	8%	38
Cross Landings Health and Rehabilitation		38			38
BRONX LEBANON HOSPITAL-MEDICAL CENTER		36	2	5%	38
WINDSOR OAKS		37	1	3%	38
BAY COUNTY JAIL ANNEX		33	5	13%	38
NEW YORK PRESBYTERIAN - QUEENS DIAGNOSTIC		37	1	3%	38
CAPITAL REGIONAL MEDICAL CENTER		2	36	95%	38
RAINBOW PEDIATRICS PC LLC / BREAKFAST POINT		38			38
ROCKLEDGE REGIONAL MEDICAL CENTER		30	8	21%	38
ONE MILO		37			37
PRECISION HEALTH SOLUTIONS LAB		9	28	76%	37
ADVENT HEALTH - ALTAMONTE SPRINGS		32	5	14%	37
BIG BOCA SMILES LLC		36	1	3%	37
A COUNTRY PLACE ASSISTED LIVING FACILITY		37			37
BOULEVARD REHABILITATION CENTER		24	13	35%	37
PALM BAY URGENT CARE		11	26	70%	37
MED COMP SCIENCES			37	100%	37
PONCE THERAPY CARE CENTER		34	3	8%	37
WELL HEALTH WORKS		36	1	3%	37

COVID-19: testing by laboratory

Data through Dec 7, 2020 verified as of Dec 8, 2020 at 09:25 AM

Data in this report are provisional and subject to change.

The numbers in the table below represent the number of Florida and non-Florida residents for whom test results were received by the Department of Health. A person can be tested by more than one laboratory and can have both positive and negative results. **Therefore, the sum of the numbers in each column will be larger than the total number of people tested.**

Reporting lab	Inconclusive	Negative	Positive	Percent positive	Total
SUMMIT AT VENICE	2	35			37
PATHOGENIUS LABORATORIES		30	7	19%	37
SUNNY HILLS ALF OF SEBRING INC		34	3	8%	37
BAPTIST PRIMARY CARE INC		28	9	24%	37
STUART URGENT CARE			37	100%	37
ROCHESTER GENERAL HOSPITAL LABORATORY		35	1	3%	36
FHMG_CTR FOR SENIOR HEALTH		31	5	14%	36
ELMCROFT OF BELLA VITA		33	3	8%	36
FARAH MEDICAL		36			36
SUMMER VISTA ASSISTED LIVING		33	3	8%	36
NEXT MOLECULAR ANALYTICS		6	30	83%	36
BVL/LITTLE ANGEL PEDIATRICS		36			36
PALM RIVER COMMUNITY HEALTH CENTER		31	5	14%	36
LEESBURG PEDIATRICS		33	2	6%	35
ADVENT HEALTH - FISH MEMORIAL		2	33	94%	35
PALMETTO FAMILY HEALTHCARE		8	27	77%	35
CABANA AT JENSEN DUNES, THE		35			35
ISLAND URGENT CARE PLLC DBA AFC URGENT CARE		34	1	3%	35
STEINHATCHEE FAMILY MEDICAL CENTER		31	4	11%	35
LAKELAND REGIONAL HEALTH LAKE MIRIAM		3	32	91%	35
DB MD		32	3	9%	35
IRL		4	31	89%	35
LOURDES HOSPITAL INC		33	2	6%	35
P23 LABS		35			35
CENTRA CARE - APOPKA			35	100%	35
BOND CLINIC PA		6	29	83%	35
BAYSHORE PATHOLOGY		34	1	3%	35
SARATOGA HOSPITAL LABORATORY		33	2	6%	35
Guardian Care Nursing and Rehabilitation Center		35			35
MINUTECLINIC LLC # 3579		27	7	21%	34
MINUTECLINIC LLC #3635		32	2	6%	34
REDI-MED WALK-IN FAMILY CARE			34	100%	34
EXPERTUS LABORATORIES INC		13	21	62%	34
HUNT CLUB PEDIATRIC ASSOCIATES PA		28	6	18%	34
DOH-WEST PALM BEACH BRANCH LABORATORY		2	32	94%	34
CHARLES CROFT MD	1	33			34
ALTAMONTE PEDIATRIC ASSOCIATES		30	4	12%	34
PINNACLES PEDS CARE PA		33			33
FAMILY EXTENDED CARE OF SEBRING INC		31	2	6%	33
CATHOLIC HEALTH SERVICES REGIONAL LAB		29	4	12%	33
PALMS FACILITY INC		33			33
CHERRY OAK PALM BEACH COUNTY		33			33
PONTE VEDRA GARDENS		32	1	3%	33
MID FLORIDA PATHOLOGY LLC MOBILE UNIT #4		18	15	45%	33
FOUNTAIN INN NURSING & REHABILITATION CTR, INC		31	2	6%	33
ACCURATE DIAGNOSTIC LAB		32	1	3%	33

COVID-19: testing by laboratory

Data through Dec 7, 2020 verified as of Dec 8, 2020 at 09:25 AM

Data in this report are provisional and subject to change.

The numbers in the table below represent the number of Florida and non-Florida residents for whom test results were received by the Department of Health. A person can be tested by more than one laboratory and can have both positive and negative results. **Therefore, the sum of the numbers in each column will be larger than the total number of people tested.**

Reporting lab	Inconclusive	Negative	Positive	Percent positive	Total
Kensington Gardens		33			33
SANFORD MOBILE LAB PGA TOUR		32	1	3%	33
AYERS NURSING AND REHABILITATION CENTER		33			33
PREDICTIVE LABORATORIES, INC		31	2	6%	33
Darcy Hall Of Life Care		33			33
TGH URGENT CARE - TYRONE		1	32	97%	33
KAPG ST AUGUSTINE SENIOR HOUSING OPCO LLC		33			33
AHSE ROP		32	1	3%	33
WESTWOOD HEALTHCARE SNF		33			33
QHC UPSTATE MEDICAL PC		28	5	15%	33
BOND CLINIC		3	30	91%	33
Peninsula Care and Rehab		30	2	6%	32
BENTON HOUSE OF ST. JOHNS		32			32
JUPITER MEDICAL CENTER URGENT CARE			32	100%	32
MISSION OAKS ASSISTED LIVING □		31	1	3%	32
BIOFIRE		7	25	78%	32
RASHDA ALBIBI M.D. P.A.		30	2	6%	32
HOLZER HEALTH CENTER			32	100%	32
ADVENTIST HEALTH SYSTEM FLORIDA		25	7	22%	32
MINUTECLINIC LLC #5214		28	4	13%	32
CEDAR CREEK AT KINGS BAY INC		32			32
WESTMINSTER ST AUGUSTINE		32			32
ST. MARYS MEDICAL CENTER		1	31	97%	32
ST AUGUSTINE PEDIATRIC ASSOC		30	2	6%	32
MOLECULAR DIAGNOSTICS		1	30	97%	31
DISCOVERY COMMONS AT BRADENTON		31			31
VILLAGE PEDIATRICS LLC		25	6	19%	31
SPRINGS AT BOCA CIEGA BAY,THE		31			31
PRMG - EAST NAPLES		23	8	26%	31
FLORIDA HOSPITAL		21	10	32%	31
CENTRAL FLORIDA HEALTHCARE GROUP LLC		28	3	10%	31
MINUTECLINIC LLC # 0514		27	4	13%	31
GRAND OAKS OF JENSEN BEACH LLC □		31			31
COLLIER HMA PHYSICIAN MANAGEMENT LLC		26	5	16%	31
PATRICK AIR FORCE BASE		3	28	90%	31
PHYSICIAN ASSOCIATES LLC		26	5	16%	31
ARBOR OAKS AT TYRONE	1	30			31
DOH		17	14	45%	31
COOPER FAMILY MEDICAL, PLLC		26	5	16%	31
CLARE BRIDGE OF SARASOTA		31			31
ADVENT HEALTH - LAKE WALES		23	8	26%	31
ECOLAB GROUP		6	24	80%	30
RIVER TOWN DIAGNOSTIC LLC		13	17	57%	30
AMEERAH LABS			30	100%	30
BROWARD HEALTH MEDICAL CENTER CLINICAL LAB			30	100%	30
REGENCY PARK ASSISTED LIVING FACILITY		29	1	3%	30

COVID-19: testing by laboratory

Data through Dec 7, 2020 verified as of Dec 8, 2020 at 09:25 AM

Data in this report are provisional and subject to change.

The numbers in the table below represent the number of Florida and non-Florida residents for whom test results were received by the Department of Health. A person can be tested by more than one laboratory and can have both positive and negative results. **Therefore, the sum of the numbers in each column will be larger than the total number of people tested.**

Reporting lab	Inconclusive	Negative	Positive	Percent positive	Total
PHOSPHORUS DIAGNOSTICS		27	3	10%	30
HERITAGE WATERSIDE		27	3	10%	30
BAYFRONT MEDICAL		23	7	23%	30
CHIPOLA MEDICAL ASSOCIATES, LLC		20	10	33%	30
COMPREHENSIVE CHILDCARE		23	6	21%	29
NEOGENOMICS LABORATORIES INC		29			29
ESCAMBIA COUNTY JAIL		16	13	45%	29
LabCorp L#09258130 M#09258125		12	17	59%	29
PERSONAL PEDIATRICS		26	3	10%	29
MINUTECLINIC DIAGNOSTIC OF RHODE ISLAND, LLC #1544		28	1	3%	29
PALM BAY PEDIATRICS		18	11	38%	29
SONNIS PEDIATRICS PA		29			29
MIRACLE HILL NURSING & REHABILITATION CENTER INC		27	2	7%	29
HOLISTIX TREATMENT CENTERS		26	3	10%	29
BELVEDERE COMMONS OF SUN CITY CENTER		29			29
P4CLINICAL	3	2	24	83%	29
WESTWOOD NURSING AND REHABILITATION		28	1	3%	29
UNIV OF ROCHESTER-STRONG MEMORIAL HOSP		28	1	3%	29
MINUTECLINIC LLC # 3686		25	4	14%	29
PEDIATRIC SPECIALISTS MEDICAL GROUP	1	27	1	3%	29
VETERANS HOME			29	100%	29
PECONIC BAY MEDICAL CENTER LABORATORY		24	5	17%	29
WUESTHOFF MEMORIAL HOSPITAL			29	100%	29
MARQUIS LABS, LLC		28			28
ELLENTON PEDIATRICS PA		25	3	11%	28
MINUTE CLINIC LLC		21	7	25%	28
GRAND ST PAUL CVS		28			28
MEDICAL CONSULTANTS OF FLORIDA LLC		27	1	4%	28
FINNISH AMERICAN REST HOME-ALF		26	2	7%	28
MINUTECLINIC LLC #4987		25	3	11%	28
PALM GARDEN OF JACKSONVILLE		27	1	4%	28
SANDY PINES		26	2	7%	28
BALMORAL TENANT SERVICES INC		28			28
TRADITIONAL HOME CARE INC		28			28
PRIME HEALTH OF NORTH PORT LLC		25	3	11%	28
GUEST HOUSE OCALA, THE		28			28
ADVANCED MEDICAL GROUP		1	27	96%	28
PEDIATRICS IN BREVARD PA- ROCKLEDGE		22	6	21%	28
LATE HOURS URGENT CARE		15	13	46%	28
FLORIDA HEALTH CARE DELAND			28	100%	28
BOND CLINIC, PA		17	11	39%	28
NORTHWELL HEALTH PLAINVIEW HOSPITAL LABORATORY		23	5	18%	28
SERENADES IN THE VILLAGES		23	5	18%	28
LONGLEAF DIAGNOSTIC LABORATORIES		3	25	89%	28
TRADITIONAL HOME HEALTH OF PALM BEACH INC		28			28
AMERICAN HOUSE COCONUT POINT		26	2	7%	28

COVID-19: testing by laboratory

Data through Dec 7, 2020 verified as of Dec 8, 2020 at 09:25 AM

Data in this report are provisional and subject to change.

The numbers in the table below represent the number of Florida and non-Florida residents for whom test results were received by the Department of Health. A person can be tested by more than one laboratory and can have both positive and negative results. **Therefore, the sum of the numbers in each column will be larger than the total number of people tested.**

Reporting lab	Inconclusive	Negative	Positive	Percent positive	Total
MINUTECLINIC LLC #3662		26	2	7%	28
SH HERON EAST LLC□		28			28
ACTIVE SENIOR LIVING		26	2	7%	28
IPSUM DIAGNOSTICS			28	100%	28
HR SARASOTA OPERATOR LLC		19	9	32%	28
STEWARD SEBASTIAN RIVER MEDICAL CENTER		23	5	18%	28
NAPLES PEDIATRICS INC□		27	1	4%	28
life Care Center of Melbourne		14	14	50%	28
JACKSON HEALTH SYSTEM		1	26	96%	27
TGH URGENT CARE POWERED BY FAST TRACK			27	100%	27
CDC		17	10	37%	27
SEMINOLE SPORTS AND FAMILY MEDICINE		26	1	4%	27
NORTH FLORIDA INTERNAL MEDICINE PA		23	4	15%	27
UCLA HEALTHCARE CLINICAL LABS		23	4	15%	27
METRO KNOXVILLE HMA		22	5	19%	27
CENTRA CARE - LAKE NONA		3	24	89%	27
OAKTREE HEALTHCARE			27	100%	27
JACKSONVILLE UNIVERSITY		25	2	7%	27
MINUTECLINIC LLC #476		21	6	22%	27
MINUTECLINIC LLC #1771		24	3	11%	27
EXPRESS CARE OF BELLEVIEW		27			27
Holistic Pediatrics Group LLC		25	2	7%	27
DOCTORS MEMORIAL FAMILY PRACTICE	2	20	5	19%	27
SUNCOAST LABS			27	100%	27
BENTON HOUSE OF ST JOHNS		27			27
GRACE PEDIATRICS		18	9	33%	27
MAINSTREET FAMILY URGENT CARE		1	26	96%	27
MONCRIEF ARMY HEALTH CLINIC			26	100%	26
NEW SMYRNA BEACH URGENT CARE			26	100%	26
ZON BEACHSIDE LLC□		23	3	12%	26
MARTIN ACQUISITION 1 LLC DBA		26			26
MINUTECLINIC LLC #1055		20	6	23%	26
HEARTLAND PEDIATRICS OF LAKE PLACID PA		20	6	23%	26
LOOP PEDIATRICS		22	4	15%	26
CLINICA HISPANA			26	100%	26
MEDEX MEDICAL EXPRESS OF PALATKA LLC			26	100%	26
IMA MEDICAL GROUP POINCIANA		12	14	54%	26
NCH DOWNTOWN NAPLES HOSPITAL		1	25	96%	26
VIERA DEL MAR HEALTH AND REHABILITATION CENTER		26			26
SANTA BARBARA CARE CENTER		16	10	38%	26
WEST ISLIP URGENT CARE		26			26
CARITHERS PEDIATRIC GROUP		18	8	31%	26
THE MINIER URGENT CARE		20	6	23%	26
HEALTH FIRST - VIERA HOSPITAL		1	25	96%	26
ADVENTHEALTH EXPRESSCARE		23	3	12%	26
SOMERBY OF SANTA ROSA BEACH		24	2	8%	26

COVID-19: testing by laboratory

Data through Dec 7, 2020 verified as of Dec 8, 2020 at 09:25 AM

Data in this report are provisional and subject to change.

The numbers in the table below represent the number of Florida and non-Florida residents for whom test results were received by the Department of Health. A person can be tested by more than one laboratory and can have both positive and negative results. **Therefore, the sum of the numbers in each column will be larger than the total number of people tested.**

Reporting lab	Inconclusive	Negative	Positive	Percent positive	Total
MEDLOGIC LABORATORIES		3	23	88%	26
PENNSYLVANIA DEPT OF HEALTH		19	7	27%	26
FAST TRACK URGENT CARE CENTER - SEMINOLE			26	100%	26
PENSACOLA PEDIATRICS, PA		23	3	12%	26
EC OPCO CARROLLWOOD LLC		20	6	23%	26
CARDIOLOGY AND MEDICINE ASSOCIATES		22	4	15%	26
US MEDICAL CARE, INC		23	3	12%	26
KINDRED HOSPITAL THE PALM BEACHES		24	2	8%	26
OPPENHEIMER PLASTIC SURGERY LLC		24	2	8%	26
ADVENT HEALTH CENTRA CARE - LAKE BUTLER BOULEVARD			25	100%	25
WOMENS CARE FLORIDA LABORATORY		25			25
MINUTECLINIC LLC #7887		23	2	8%	25
MINUTECLINIC, LLC (CLINIC 10699)		22	3	12%	25
UNIPATH		18	7	28%	25
JAMES A HALEY VETERANS HOSPITAL			25	100%	25
PENSACOLA DEVELOPMENTAL CENTER		9	16	64%	25
SANITAS		4	21	84%	25
SUNTREE INTERNAL MEDICINE		25			25
Life Care Center of Sarasota		17	8	32%	25
MED ONE AT SAINT AUGUSTINE		20	5	20%	25
CARENOW URGENT CARE - LAKE MARY			25	100%	25
PALM BEACH PEDIATRICS PA	1	22	2	8%	25
ST. CLOUD HOSPITAL		20	5	20%	25
FAMILY CARE PARTNERS		15	10	40%	25
MEDIPATH LLC			25	100%	25
CONNECTICUT DEPARTMENT OF HEALTH		22	3	12%	25
URGENT CARE & WELLNESS CENTER		3	22	88%	25
SAMANTHA WILSON CARE CENTER		25			25
Palms at Ponte Vedra Assisted Living and Memory Care		24	1	4%	25
REDI-MED WALK IN FAMILY CLINIC			25	100%	25
MINUTE CLINIC INCORPORATE		19	5	21%	24
LABORATORY DYNAMICS		20	4	17%	24
WESTMINSTER WOODS ON JULINGTON CREEK		22	2	8%	24
CLERMONT HEALTH AND REHABILITATION CENTER		24			24
AVENTIS BIO-SERVICES CTL		24			24
MADWAR		19	5	21%	24
NIGHT LITE PEDIATRICS CENTER LLC		8	16	67%	24
WILLOWBROOKE COURT AT ST ANDREWS ESTATES		20	4	17%	24
COURTYARDS OF ORLANDO		24			24
EDEN AT CRESTVIEW		12	12	50%	24
TAVARES PEDIATRICS		22	2	8%	24
EVERLYWELL		14	10	42%	24
CDR MAGUIRE - MIAMI BEACH CC MISSION 17388		2	22	92%	24
CERTUS MTD OPCP LLC		24			24
MEDCOMP SCIENCES			24	100%	24
THE CHAPPEL GROUP RESEARCH		24			24

COVID-19: testing by laboratory

Data through Dec 7, 2020 verified as of Dec 8, 2020 at 09:25 AM

Data in this report are provisional and subject to change.

The numbers in the table below represent the number of Florida and non-Florida residents for whom test results were received by the Department of Health. A person can be tested by more than one laboratory and can have both positive and negative results. **Therefore, the sum of the numbers in each column will be larger than the total number of people tested.**

Reporting lab	Inconclusive	Negative	Positive	Percent positive	Total
CARENOW LAKE MARY			24	100%	24
MINUTECLINIC LLC #7173		24			24
HERITAGE OAKS ASSISTED LIVING & MEMORY CARE		20	4	17%	24
WELLNOW URGENT CARE		23	1	4%	24
TRUGENX		1	23	96%	24
STATEN ISLAND UNIVERSITY HOSPITAL-POUCH		24			24
University Hills health and Rehabilitation		15	9	38%	24
WAVE CREST HEALTH AND REHABILITATION CENTER		24			24
LAKE PARK OF MADISON		22	2	8%	24
NORTH FLORIDA PEDIATRICS		22	1	4%	23
SOUTHERN LABORATORY		6	17	74%	23
LITTLE NECK URGENT CARE		22	1	4%	23
WEST VOLUSIA FAMILY AND SPORTS MEDICINE		23			23
FAWCETT MEMORIAL HOSPITAL LABORATORY			23	100%	23
THE TERRACE OF JACKSONVILLE		3	20	87%	23
EGL GENETIC DIAGNOSTICS		1	22	96%	23
CENTRA CARE - SAND LAKE		1	22	96%	23
PALM HARBOR FAMILY PRACTICE & WALK-IN		13	10	43%	23
VILLAGE ON THE ISLE		21	2	9%	23
UNION MEDICAL CARE		23			23
ADVENT HEALTH EXPRESS CARE		3	20	87%	23
UF HEALTH NORTH JACKSONVILLE			23	100%	23
MINUTECLINIC LLC #1821		20	3	13%	23
UNIVERSITY HILLS HEALTH AND REHABILITATION CENTER		18	5	22%	23
HEALTH CENTRAL PARK		23			23
MACADAMS HOME HEALTH AGENCY		23			23
BIOREFERENCE LABORATORIES		2	21	91%	23
CORAL GABLES HOSPITAL			23	100%	23
MINUTE CLINIC LLC #2216		22	1	4%	23
HCSO OCCUPATIONAL HEALTH AND WELLNESS CENTER		15	8	35%	23
PARK WEST MEDICAL CENTER		22	1	4%	23
ISLAND COAST PEDIATRICS PA		22	1	4%	23
SENIOR HEALTH OF WINTER PARK DUNDEE		23			23
BAPTIST HEALTH SOUTH FLORIDA - WEST BOCA URGENT CARE			22	100%	22
FHMG- FLORIDA HOSPITAL MEDICAL GROUP		15	7	32%	22
BROOKDALE UNIVERSITY HOSPITAL		21	1	5%	22
KEY PRIMARY CARE			22	100%	22
PENSACOLA PEDIATRICS - PACE		16	6	27%	22
SUNQUEST		3	19	86%	22
PULMONARY SPECIALISTS OF THE PALM BEACHES		15	7	32%	22
FIRST CHOICE PEDIATRICS LOOP		20	2	9%	22
DAVID POSNACK JEWISH DAY SCHOOL		22			22
FHMG-FLORIDA HOSPITAL MEDICAL GROUP		19	3	14%	22
WUESTHOFF MEDICAL CENTER-MELBOURNE			22	100%	22
ALZHEIMERS CARE CENTER OF VIERA LTD		8	14	64%	22
QUICK CARE MED LLC		20	2	9%	22

COVID-19: testing by laboratory

Data through Dec 7, 2020 verified as of Dec 8, 2020 at 09:25 AM

Data in this report are provisional and subject to change.

The numbers in the table below represent the number of Florida and non-Florida residents for whom test results were received by the Department of Health. A person can be tested by more than one laboratory and can have both positive and negative results. **Therefore, the sum of the numbers in each column will be larger than the total number of people tested.**

Reporting lab	Inconclusive	Negative	Positive	Percent positive	Total
MADISON COUNTY MEMORIAL HOSP		12	10	45%	22
BOND CLINIC PA PEDIATRICS DEPT		20	2	9%	22
DIACARTA INC.		22			22
MANOR CARE OF BOYNTON BEACH LLC		22			22
MOBILE DIVISION LABORATORY		7	15	68%	22
HENNEPIN COUNTY MEDICAL CENTER (HCMC)		12	10	45%	22
FLORIDA PEDIATRICS		6	16	73%	22
NEMOURS CHILDREN'S CLINIC		22			22
LONG ISLAND JEWISH MED CTR		21	1	5%	22
TITUSVILLE FAMILY PRACTICE		8	14	64%	22
BUECHELE DENTAL PA DBA CLERMONT FAMILY DENTISTRY		20	2	9%	22
PATHGROUP			21	100%	21
LAKE MORTON PLAZA		21			21
CLINICAL PATHOLOGY LABORATORIES SOUTHEAST			21	100%	21
SOLARIS SENIOR LIVING VERO BEACH		20	1	5%	21
BROOKDALE PALMER RANCH	1	18	2	10%	21
BOND CLINIC, PA		4	17	81%	21
CENTRA CARE - DR. PHILLIPS		1	20	95%	21
KINDRED AT HOME		17	4	19%	21
IMA MEDICAL GROUP		14	7	33%	21
NORTH FLORIDA SPINE AND WELLNESS		21			21
VASSAR BROTHERS MEDICAL CENTER LABORATORY		20	1	5%	21
WARDE MEDICAL LABORATORY		15	6	29%	21
ST JUDE CHILDRENS RESEARCH HOSPITAL		21			21
CRANE CENTER		14	7	33%	21
MINUTECLINIC LLC #3671		20	1	5%	21
JERICO URGENT CARE		20	1	5%	21
ROSECASTLE AT DELANEY CREEK		21			21
ADVENT HEALTH CENTRA CARE - APOPKA NORTH		10	11	52%	21
GASTROENTEROLOGY ASSOCIATES OF PENSACOLA PA		20	1	5%	21
TGH MEDICAL GROUP LABORATORY CARROLLWOOD			21	100%	21
MONTEFIORE NEW ROCHELLE HOSPITAL		20	1	5%	21
BOCA BIOLISTIC REFERENCE LAB			21	100%	21
KINDRED HOSPITAL		20	1	5%	21
LEVY COUNTY DEPARTMENT OF HEALTH		18	3	14%	21
PORT ST LUCIE HOSPITAL		18	3	14%	21
PORT CHARLOTTE REHABILITATION CENTER		18	3	14%	21
TEN HEALTHCARE		6	15	71%	21
EC OPCO PENSACOLA, LLC		21			21
NURSES HELPING HANDS INC ALF		21			21
RESTORE HEALTH URGENT CARE		3	18	86%	21
Heritage Park Rehabilitation & Healthcare		21			21
PANAMA PHARMACY	1	18	2	10%	21
MINUTECLINIC DIAGNOSTIC OF RHODE ISLAND, LLC #212		21			21
AZALEA TRACE PHYSICIAN SERVICES		21			21
STATE LAB		2	19	90%	21

COVID-19: testing by laboratory

Data through Dec 7, 2020 verified as of Dec 8, 2020 at 09:25 AM

Data in this report are provisional and subject to change.

The numbers in the table below represent the number of Florida and non-Florida residents for whom test results were received by the Department of Health. A person can be tested by more than one laboratory and can have both positive and negative results. **Therefore, the sum of the numbers in each column will be larger than the total number of people tested.**

Reporting lab	Inconclusive	Negative	Positive	Percent positive	Total
AMERICAN FAMILY MEDICAL LLC		15	6	29%	21
LEE COUNTY SCHOOL DISTRICT		20			20
HEARTLAND HEALTHCARE AND REHAB CENTER			20	100%	20
SEVEN HILLS HEALTH AND REHABILITATION CENTER		20			20
ROCKLEDGE FAMILY HEALTH			20	100%	20
WESTPAC LABS		1	19	95%	20
MEDRITE URGENT CARE		12	8	40%	20
POINT OF CARE CLINICS PRIMARY CARE		20			20
ADVENT HEALTH PARTIN SETTLEMENT HEALTH PARK		14	6	30%	20
POARCH BANC CREEK INDIANS TRIBAL HEALTH DEPARTMENT			20	100%	20
CARENOW - DOWNTOWN NORTH GULCH		20			20
MILLENNIUM PHYSICIAN GROUP LLC		18	2	10%	20
TAYLORVILLE FAMILY MEDICINE		15	5	25%	20
CL BRUMBACK PRIMARY CARE CLINIC LANTANA		2	18	90%	20
NIGHT LITE PEDIATRICS URGENT CARE CENTER			20	100%	20
MEDICAL EXPRESS CORP		18	2	10%	20
HENDRY REGIONAL CORPORATE HEALTH			20	100%	20
AFTER HOURS PEDIATRICS INC			20	100%	20
INTERNATIONAL MEDICAL LABORATORY		20			20
BAY PEDIATRICS PA		18	2	10%	20
San Jose Health & Rehabilitation		20			20
BARRY UNIVERSITY STUDENT HEALTH SERVICES		10	10	50%	20
UPMC CHAUTAUQUA AT WCA LABORATORY		19	1	5%	20
WOODS OF MANATEE SPRINGS INC, THE		20			20
BROOKDALE JENSEN BEACH		20			20
LABORATORY ALLIANCE OF CENTRAL NEW YORK		19	1	5%	20
HEALTHY MINORS, LLC.		20			20
PREMISE HEALTH MIA			19	100%	19
GOOD SAMARITAN HOSPITAL LABORATORY		16	3	16%	19
ESOTERIX GENETIC LABORATORIES		16	3	16%	19
CENTRAL FLORIDA HEALTH CARE INC		2	17	89%	19
ROYAL PALM SENIOR RESIDENCE		19			19
PORT SAINT JOHN FAMILY PRACTICE		15	4	21%	19
CDR MAGUIRE INC	1	2	16	84%	19
UNIVERSITY HOSPITAL		16	3	16%	19
BISHOP GRADY VILLAS		19			19
INTEGRATED REGIONAL LABORATORIES - LARGO			19	100%	19
ADVENT HEALTH - LAKE MARY PEDIATRICS		12	7	37%	19
TGH URGENT CARE - RIVERVIEW			19	100%	19
ARDEN COURTS OF WINTER SPRINGS		18	1	5%	19
UNION MEDICAL CARE PLLC		19			19
LAB INTERMARKET FACILITY LAB		1	18	95%	19
MED HEALTH SERVICES		18	1	5%	19
CROSSWINDS HEALTH AND REHABILITATION CENTER		19			19
LAKELAND NURSING AND REHABILITATION CENTER			19	100%	19
MAUREEN OROURKE-FUTEY			19	100%	19

COVID-19: testing by laboratory

Data through Dec 7, 2020 verified as of Dec 8, 2020 at 09:25 AM

Data in this report are provisional and subject to change.

The numbers in the table below represent the number of Florida and non-Florida residents for whom test results were received by the Department of Health. A person can be tested by more than one laboratory and can have both positive and negative results. **Therefore, the sum of the numbers in each column will be larger than the total number of people tested.**

Reporting lab	Inconclusive	Negative	Positive	Percent positive	Total
PRACTICE MANAGEMENT OF AMERICA, INC.		2	17	89%	19
BEACHES PEDIATRICS PA		18	1	5%	19
INTERCOASTAL MEDICAL GROUP			19	100%	19
JAMAICA HOSPITAL MEDICAL CENTER		19			19
Centre Pointe Health and Rehabilitation Center		19			19
REDITUS LABORATORIES			19	100%	19
CHAMBREL AT ISLAND LAKE		19			19
APOLLOMDX LABS		3	16	84%	19
AU HEALTH		15	4	21%	19
BETHUNE-COOKMAN UNIVERSITY		1	18	95%	19
MANOR CARE OF PALM HARBOR		19			19
STONE WASH CLINICAL LABORATORIES		2	17	89%	19
BAYVIEW MEDICAL		19			19
MINUTECLINIC, LLC #08366		15	4	21%	19
FLORIDA HOSPITAL LABS		9	9	50%	18
TOTAL RENAL LABORATORIES INC		13	5	28%	18
AMERICAN HOUSE SENIOR LIVING		18			18
FELICIDAD MEDICAL CENTER			18	100%	18
MAKO MEDICAL		14	4	22%	18
ST PETER'S BENDER LABORATORY		18			18
JACKSON NORTH MEDICAL CENTER		2	16	89%	18
MOOSEHAVEN HEALTH CENTER		12	6	33%	18
XPRESS WELLNESS URGENT CARE			18	100%	18
CLERMONT ADVENTHEALTH CENTRA CARE			18	100%	18
PLAINVIEW URGENT CARE		17	1	6%	18
MINUTE CLINIC, LLC DBA MINUTECLINIC #4505		17	1	6%	18
ADVANCED MEDICAL OF NAPLES LLC			18	100%	18
FLORIDA MEDICAL CLINIC LLC		17	1	6%	18
CORE BIO LABS		5	13	72%	18
STEWART MEDICAL GROUP, INC		14	4	22%	18
HARTFORD HOSPITAL ANCILLARY LAB		17	1	6%	18
DEVELOPMENTAL DISABILITIES DEFENDANT PROGRAM		18			18
KR at Hillsborough Lakes/Lutz Healthcare		18			18
TPCA CLINICAL LABORATORIES		15	3	17%	18
Wiregrass Rehabilitation Center and Nursing Home		18			18
ROHR HOME		15	3	17%	18
BULLS HEAD URGENT CARE		18			18
MOORINGS PARK OAKSTONE AT GREY OAKS		17	1	6%	18
MAYO CLINIC JACKSONVILLE			18	100%	18
NOVANT HEALTH		14	4	22%	18
SEVEN RIVERS REGIONAL MEDICAL CENTER		5	13	72%	18
MADISON CORE LABORATORIES		17	1	6%	18
MARATHON HEALTH FOR LIFE		16	2	11%	18
GREEN GABLES ASSISTED LIVING FACILITY		18			18
HARBORCHASE OF NAPLES		18			18
LINCOLN DIAGNOSTIC LAB		16	1	6%	17

COVID-19: testing by laboratory

Data through Dec 7, 2020 verified as of Dec 8, 2020 at 09:25 AM

Data in this report are provisional and subject to change.

The numbers in the table below represent the number of Florida and non-Florida residents for whom test results were received by the Department of Health. A person can be tested by more than one laboratory and can have both positive and negative results. **Therefore, the sum of the numbers in each column will be larger than the total number of people tested.**

Reporting lab	Inconclusive	Negative	Positive	Percent positive	Total
DOS OF NORTH SHORES NURSING & REHAB CENTER		17			17
LAKE HOWELL FAMILY MEDICINE ASSOCIATES		11	6	35%	17
WHITE WILSON MEDICAL CENTER PA - NAVARRE			17	100%	17
ASCENSION ST VINCENT'S PRIMARY CARE			17	100%	17
SOLARIS SENIOR LIVING OF MERRITT ISLAND		17			17
WALK IN MEDICAL URGENT CARE		17			17
Life Care Center at Inverrary		17			17
ISLAND DOCTORS			17	100%	17
CAREMED INTERNAL MEDICINE			17	100%	17
MEDIQUICK URGENT CARE CENTERS INC			17	100%	17
VALENCIA HOUSE ALF		17			17
FLAGLER COLLEGE HEALTH SERVICES			17	100%	17
PEDIATRIC HEALTH CARE ALLIANCE		1	16	94%	17
FLORIDA COMMUNITY HEALTH CENTER OF ST. LUCIE		1	16	94%	17
DCH REGIONAL MEDICAL CENTER LABORATORY		16	1	6%	17
COAST MED URGENT CARE		16	1	6%	17
THE COMMONWEALTH OF MASSACHUSETTS			17	100%	17
ISLAND URGENT CARE PLLC		17			17
LONG TERM CARE OF GULF BREEZE LLC		17			17
NIGHT LITE PEDIATRIC CENTER		10	7	41%	17
Coastal Health and Rehabilitation Center		16	1	6%	17
GOOD HEARTS COVID TESTING			17	100%	17
PHYSICIANS STAT			17	100%	17
CARESPOT		1	16	94%	17
COLORADO DEPARTMENT OF HEALTH LABORATORY SERVICES DIVISION			17	100%	17
CONSOLIDATED LAB SERVICES		8	9	53%	17
WINTER PARK FAMILY PRACTICE LLC		17			17
SOUTHSIDE HOSPITAL NORTHWELL HEALTH LABORATORY		16	1	6%	17
ACCESS 365 URGENT CARE		7	10	59%	17
NAPLES CHILDREN'S URGENT CARE		15	2	12%	17
STETSON UNIVERSITY STUDENT HEALTH CENTER		3	14	82%	17
PINELLAS COUNTY JAIL			17	100%	17
DAVID LAWRENCE CENTER		15	2	12%	17
UVMC MICROBIOLOGY		16	1	6%	17
Heartland Health Care Center North Sarasota		13	4	24%	17
RIVERSIDE RECOVERY OF TAMPA		17			17
MY CLINICAL LAB INC		4	12	75%	16
VETERANS AFFAIRS MEDICAL CENTER - NEW YORK HARBOR		15	1	6%	16
HEALTH CENTRAL HOSPITAL			16	100%	16
URGENT CARE CLINIC OF LINCOLN		14	2	13%	16
WASHINGTON REHAB AND NURSING		16			16
GRAMERCY PARK URGENT CARE		16			16
WINDERMERE MEDICAL CENTER		13	3	19%	16
LAKE HOUSE ASSISTED LIVING		13	3	19%	16
MILLENNIUM PHYSICIAN GRP LLC NAPLES PINE RIDGE			16	100%	16
ESTATES MEDICAL CENTER		12	4	25%	16

COVID-19: testing by laboratory

Data through Dec 7, 2020 verified as of Dec 8, 2020 at 09:25 AM

Data in this report are provisional and subject to change.

The numbers in the table below represent the number of Florida and non-Florida residents for whom test results were received by the Department of Health. A person can be tested by more than one laboratory and can have both positive and negative results. **Therefore, the sum of the numbers in each column will be larger than the total number of people tested.**

Reporting lab	Inconclusive	Negative	Positive	Percent positive	Total
GRAND OAKS OF PALM CITY LLC		15	1	6%	16
SAMFORD UNIVERSITY HEALTH SERVICES		15	1	6%	16
SUSANNA WESLEY HEALTH CENTER		15	1	6%	16
URGENT CARE WEST CLINIC		14	2	13%	16
ALL FLORIDA FAMILY & SPORTS MEDICINE		15	1	6%	16
BIO-TECH CLINICAL LABORATORIES		1	15	94%	16
SRMC AVALON		9	7	44%	16
ST ELIZABETH MEDICAL CENTER LABORATORY		15	1	6%	16
NORTH FLORIDA PEDIATRICS - JACKSONVILLE		14	2	13%	16
RIVERHEAD URGENT CARE		16			16
FAST TRACK URGENT CARE CENTER - TYRONE			16	100%	16
FLAGLER HOSPITAL INC	2		14	88%	16
TUKA PEDIATRICS		1	15	94%	16
AFTER HOURS PEDIATRICS			16	100%	16
XERA MED RESEARCH			16	100%	16
Mt Sinai Aventura			16	100%	16
LINCOLN MEDICAL AND MENTAL HEALTH CENTER		16			16
NORTH PINELLAS CHILDRENS MEDICAL CENTER			16	100%	16
INTERNAL MEDICINE ASSOCIATES & SPECIALTIES INC		15	1	6%	16
WOLFF CTR FOR CHILD & ADOLESCENT HEALTH PLLC,THE		14	2	13%	16
RITECARE MEDICAL CENTER			15	100%	15
SARASOTA MEMORIAL NURSING & REHABILITATION CTR		15			15
ASURANCE SCIENTIFIC LABORATORIES		15			15
AMERICAN ESOTERIC LABORATORIES		2	13	87%	15
BARKLEY PLACE		15			15
ORLANDO HEALTH		2	13	87%	15
FAMILY CARE CENTER OF ARLINGTON		10	5	33%	15
CARE CENTERS OF NASSAU		14	1	7%	15
HARMONY HEALTH OPCO, LLC		15			15
LAKE CITY VA MEDICAL CENTER			15	100%	15
RJ LEE GROUP	1	14			15
SPEARHEAD MEDICAL			15	100%	15
KEY WEST MEDICAL CENTER	1	14			15
EASTLAKE PEDIATRICS - TRINITY		15			15
SINAI HOSPITAL OF BALTIMORE		15			15
DIATHERIX		13	2	13%	15
UM MILLER SCHOOL OF MEDICINE			15	100%	15
COLONY CLUB ALF,THE		15			15
HOLLEY-NAVARRE MEDICAL CLINIC		5	10	67%	15
JACOBI MEDICAL CENTER		15			15
COLONY CARE CENTER		8	7	47%	15
FIRST QUALITY LABORATORY		12	3	20%	15
HODGES CLUSTER		2	13	87%	15
STEWART ROCKLEDGE HOSPITAL			15	100%	15
WALGREEN EASTERN CO, INC		15			15
NOVANT HEALTH GOHEALTH URGENT CARE-HARRISBURG		8	7	47%	15

COVID-19: testing by laboratory

Data through Dec 7, 2020 verified as of Dec 8, 2020 at 09:25 AM

Data in this report are provisional and subject to change.

The numbers in the table below represent the number of Florida and non-Florida residents for whom test results were received by the Department of Health. A person can be tested by more than one laboratory and can have both positive and negative results. **Therefore, the sum of the numbers in each column will be larger than the total number of people tested.**

Reporting lab	Inconclusive	Negative	Positive	Percent positive	Total
ADVENT HEALTH - ZEPHYRHILLS			15	100%	15
MILTON 4707		15			15
PIONEER CLINICAL LAB LLC		6	9	60%	15
COOPER FAMILY MEDICAL PLLC		11	4	27%	15
ERIC C MARSHAL MD, PC DBA MINUTECLINIC		14	1	7%	15
BOZEMAN HEALTH DEACONESS HOSPITAL		12	3	20%	15
TELEVISIT MALABAR PEDIATRICS		5	10	67%	15
ANDALUSIA HEALTH		7	8	53%	15
MED PLUS FLORENCE		11	4	27%	15
BROOKWOOD BAPTIST MEDICAL CENTER		14	1	7%	15
UAH STUDENT HEALTH CENTER		10	5	33%	15
DALE MEDICAL CENTER		10	5	33%	15
ADVENT HEALTH CENTRA CARE - LAKE BUENA VISTA			15	100%	15
ST CATHERINE OF SIENA HOSPITAL		14	1	7%	15
JA POC MANUAL SUBSECTION		15			15
LIFE CARE CENTER OF JACKSONVILLE□			14	100%	14
MORTON PLANT			14	100%	14
BENTON HOUSE OF PORT ORANGE		8	6	43%	14
CHILDREN'S MEDICAL CENTER			14	100%	14
CALHOUN LIBERTY HOSPITAL			14	100%	14
NEW YORK PRESBYTERIAN - ALLEN HOSPITAL		14			14
PINES NURSING HOME		13	1	7%	14
INNOVATION CLINICAL TRIALS, INC			14	100%	14
SIGNATURE HEALTHCARE OF ORANGE PARK		14			14
GRAND VILLA OF ST. PETERSBURG		12	2	14%	14
FLORIDA HEART & VASCULAR MULTISPECIALTY GROUP PA		12	2	14%	14
THE CANOPY AT HARPER LAKE	1		13	93%	14
NORTH CAROLINA DEPARTMENT OF HEALTH & HUMAN SERVICES			14	100%	14
CVS			14	100%	14
POLK CHD BARTOW		13	1	7%	14
JOHNS HOPKINS CHILDREN'S HOSPITAL			14	100%	14
NORTHWESTERN MEMORIAL HOSPITAL			14	100%	14
HARBORCHASE OF WELLINGTON CROSSING		13	1	7%	14
ADVANCED URGENT CARE		12	2	14%	14
CONNECTDX		3	11	79%	14
OKEECHOBEE HEALTHCARE FACILITY			14	100%	14
EPIPHANY HEALTH		8	6	43%	14
HORIZON ALF		14			14
FLORIDA HEALTH CARE PLANS INC		1	13	93%	14
BOCA SIMON		2	12	86%	14
HOLLEY NAVARRE MEDICAL CLINIC		3	11	79%	14
CARESPOT OF NOCATEE			14	100%	14
CANTERFIELD OF CLAY COUNTY		14			14
BONIFAY NURSING AND REHABILITATION CENTER			14	100%	14
CENTRAL FLORIDA PEDIATRICS		5	9	64%	14
ADVENT HEALTH PRIMARY CARE PLUS, WINTER GARDEN		10	4	29%	14

COVID-19: testing by laboratory

Data through Dec 7, 2020 verified as of Dec 8, 2020 at 09:25 AM

Data in this report are provisional and subject to change.

The numbers in the table below represent the number of Florida and non-Florida residents for whom test results were received by the Department of Health. A person can be tested by more than one laboratory and can have both positive and negative results. **Therefore, the sum of the numbers in each column will be larger than the total number of people tested.**

Reporting lab	Inconclusive	Negative	Positive	Percent positive	Total
MADISON COUNTY MEMORIAL HOSPITAL LABORATORY		12	2	14%	14
HEALTHFIRST ADVENT HEALTH CENTRA CARE COCOA BEACH			14	100%	14
WATERCREST ST LUCIE WEST		13	1	7%	14
HERNANDO ENDOSCOPY AND SURGERY CENTER		12	2	14%	14
VENICE REGIONAL MEDICAL CENTER BAYFRONT HEALTH		7	7	50%	14
LAKE WALES OPERATING GROUP LLC		13	1	7%	14
AURORA DIAGNOSTICS		3	11	79%	14
AMMON ANALYTICAL LABORATORIES		13	1	7%	14
FLAGLER HOSPITAL LABORATORY		2	12	86%	14
HARMONY CLINIC		1	13	93%	14
ASTORIA HEALTH AND REHABILITATION CENTER		13	1	7%	14
BRENTWOOD RETIREMENT COMMUNITY		12	2	14%	14
LAKEVIEW INTERNAL MEDICINE		4	10	71%	14
EMERGENCY PHYSICIANS MEDICAL CENTER LLC		6	8	57%	14
ALAN L MELOTEK MD		14			14
MEDEMERGE		13	1	7%	14
COUNTY OF LOS ANGELES			13	100%	13
HERNANDO COUNTY FIRE RESCUE DISTRICT		6	7	54%	13
BROWARD HEALTH IMPERIAL POINT NURSING			13	100%	13
SOUTHEAST FAMILY HEALTHCARE CENTER			13	100%	13
WHITE WILSON MEDICAL CENTER IMMEDIATE CARE			13	100%	13
GLEN COVE HOSPITAL		13			13
NORTH CENTRAL BRONX HOSPITAL		12	1	8%	13
UNIVERSITY LAB			13	100%	13
CLINICAL LABORATORY SERVICES			13	100%	13
CRUCIAL CARE		7	6	46%	13
MIAMI VA HEALTHCARE SYSTEM			13	100%	13
ST. JUDES LABORATORIES		12	1	8%	13
OAK MANOR NURSING HOME		12	1	8%	13
OPIS ISLAND LAKE CENTER		13			13
HUNT CLUB PEDIATRIC ASSOCIATES LLC		12	1	8%	13
HUNT CLUB MEDICAL		12	1	8%	13
WELLINGTON FAMILY PRACTICE		13			13
FINLAY C. LABORATORY		3	10	77%	13
HAWTHORN HOUSE		11	2	15%	13
VILLA OF KINGS AND QUEENS OF DELRAY		13			13
ESCAMBIA COMMUNITY CLINIC		2	11	85%	13
MEDICATION ROOMS-CSU/CI NURSE STATION		12	1	8%	13
Sunnyside Care Center		13			13
HEALTH MED CENTERS		13			13
HELIX DIAGNOSTICS			13	100%	13
LAFAYETTE NURSING AND REHABILITATION CENTER		13			13
OSCEOLA ALF OPERATOR, LLC DBA		13			13
NO NAME		8	5	38%	13
FLORIDA STATE HOSPITAL			13	100%	13
FUNGAL REFERENCE LABORATORY		12	1	8%	13

COVID-19: testing by laboratory

Data through Dec 7, 2020 verified as of Dec 8, 2020 at 09:25 AM

Data in this report are provisional and subject to change.

The numbers in the table below represent the number of Florida and non-Florida residents for whom test results were received by the Department of Health. A person can be tested by more than one laboratory and can have both positive and negative results. **Therefore, the sum of the numbers in each column will be larger than the total number of people tested.**

Reporting lab	Inconclusive	Negative	Positive	Percent positive	Total
BONIFAY NURSING AND REHAB CENTER			13	100%	13
IN-OFFICE LAB		12	1	8%	13
REGENCY SQUARE MALL - SEARS		2	11	85%	13
MALCOM RANDALL DEPT OF VAMC			13	100%	13
WILLOW BROOKE COURT AT AZALEA TRACE		13			13
DYNAMIC DNA LAB		1	11	92%	12
STEWARD MEDICAL GROUP INC			12	100%	12
VERITAS RESEARCH CORP			12	100%	12
CALADIUM PEDIATRICS		11	1	8%	12
GLEN OAKS HEALTH AND REHABILITATION CENTER			12	100%	12
ERDOX		11	1	8%	12
NEWYORK-PRESBYTERIAN/ LAWRENCE HOSPITAL LABORATORY		11	1	8%	12
FLORIDA DEPARTMENT OF HEALTH CLAY COUNTY			12	100%	12
LIFE CARE OF PORT SAINT LUCIE		3	9	75%	12
TALLAHASSEE DEVELOPMENTAL CENTER□		12			12
SEA PINES REHABILITATION HOSPITAL		12			12
TOTTENVILLE CIRCLE URGENT CARE		12			12
VIERA MANOR ASSISTED LIVING RESIDENCE		12			12
NEW YORK METHODIST HOSPITAL		12			12
FLORIDA DEPT OF HEALTH		4	8	67%	12
LONG ISLAND JEWISH VALLEY STREAM		12			12
BRIDGEVIEW CENTER LLC□		9	3	25%	12
PARKWEST MEDICAL CENTER		10	2	17%	12
WALGREEN		4	8	67%	12
CLEVELAND CLINIC			12	100%	12
PROMEDICA LABORATORIES		11	1	8%	12
BROWARD DIALYSIS			12	100%	12
BROOKLYN HOSPITAL CENTER DOWNTOWN CAMPUS		12			12
NAPLES GREEN VILLAGE		12			12
CANTON-POTSDAM HOSPITAL LABORATORY		12			12
RENAISSANCE SENIOR LIVING		12			12
FLORIDA DEPARTMENT OF HEALTH IN HILLSBOROUGH COUNTY			12	100%	12
LEON CHD		12			12
CARDIOLOGY AND MEDICINE ASSOCIATES INC		12			12
MORRIS PARK URGENT CARE		9	3	25%	12
INTERSCIENCE DIAGNOSTIC LABORATORY		12			12
CHIPOLA MEDICAL ASSOCIATES		2	10	83%	12
M12297090CV HOLLAND-23D2189684		12			12
APPLE DIAGNOSTICS LAB		5	7	58%	12
IREPORTOIRE_MOL_LAB		12			12
HARBOUR ISLAND PEDIATRICS		9	3	25%	12
FRICKS PHARMACY		10	2	17%	12
BRANDON COMMUNITY HEALTH CENTER		5	7	58%	12
PALMETTO PEDIATRICS			12	100%	12
BAPTIST MEDICAL CENTER EAST		9	3	25%	12
SHELBY COUNTY HEALTH CARE CORPORATION		9	3	25%	12

COVID-19: testing by laboratory

Data through Dec 7, 2020 verified as of Dec 8, 2020 at 09:25 AM

Data in this report are provisional and subject to change.

The numbers in the table below represent the number of Florida and non-Florida residents for whom test results were received by the Department of Health. A person can be tested by more than one laboratory and can have both positive and negative results. **Therefore, the sum of the numbers in each column will be larger than the total number of people tested.**

Reporting lab	Inconclusive	Negative	Positive	Percent positive	Total
HUDSON VALLEY HOSPITAL CENTER LABORATORY		11	1	8%	12
ST VINCENT'S EAST		11	1	8%	12
PRIMECARE OF DOTHAN-DALEVILLE CLINIC		10	2	17%	12
DESOTO PALMS ALF		12			12
CAPE REGIONAL MEDICAL CENTER		12			12
MCWHORTER SCHOOL OF PHARMACY		12			12
MERIDIAN AT WATERWAYS, THE		10	2	17%	12
FAMILY CARE CYPRESS CREEK		1	11	92%	12
Consulate Health Care of Jacksonville			12	100%	12
PREMIER MEDICAL ASSOCIATES ALL FLORIDA LLC		12			12
VPA PC LAB		12			12
MELBOURNE FAMILY PRACTICE		11	1	8%	12
REGENEXX TAMPA BAY		11	1	8%	12
BRYAN WHITFIELD MEMORIAL HOSPITAL		7	4	36%	11
HEALTHCARE NOW			11	100%	11
FORT SANDERS REGIONAL LABORATORY		11			11
ADVENT HEALTH - CARROLLWOOD		3	8	73%	11
FORT WALTON BEACH DEVELOPMENTAL CENTER		10	1	9%	11
CARE FAST MURABELLA		7	4	36%	11
FHCP-PORT ORANGE		3	8	73%	11
QUOTIENT SCIENCES LABS LLC			11	100%	11
COLORADO DEPARTMENT OF PUBLIC HEALTH AND ENVIRONMENT			11	100%	11
ORANGE REGIONAL MEDICAL CENTER LABORATORY		9	2	18%	11
LAKE GIBSON VILLAGE, LLC		11			11
DMH STEINHATCHEE FAMILY MEDICINE		8	3	27%	11
North Lake Care Center		11			11
LEHIGH VALLEY HOSPITAL		3	8	73%	11
FAST TRACK URGENT CARE CENTER - DOWNTOWN			11	100%	11
TROPICANA		5	6	55%	11
Golfview Healthcare Center		11			11
MAINSTREET FAMILY SELECT		1	10	91%	11
EMERALD COAST BEHAVIORAL HOSPITAL		11			11
Belleair Healthcare Center		7	4	36%	11
JEFFERSON K-12, A SOMERSET SCHOOL- CLINIC		9	2	18%	11
WINTER PARK CARE AND REHABILITATION			11	100%	11
PALMS MEDICAL GROUP - LAKE CITY WEST		3	8	73%	11
PALM BEACH PATHOLOGY		9	2	18%	11
Cleveland Clinic Laboratories		4	7	64%	11
ROADS PEDIATRICS,LLC		10	1	9%	11
ST JOSEPH HOSPITAL		10	1	9%	11
LAB UNKNOWN			11	100%	11
MASSACHUSETTS GENERAL HOSPITAL		1	10	91%	11
LONG BEACH URGENT CARE		11			11
NIGHT LITE PEDIATRICS CENTER, LLC		1	10	91%	11
STATEN ISLAND UNIVERSITY HOSPITAL		11			11
THE TERRACE OF SAINT CLOUD		9	2	18%	11

COVID-19: testing by laboratory

Data through Dec 7, 2020 verified as of Dec 8, 2020 at 09:25 AM

Data in this report are provisional and subject to change.

The numbers in the table below represent the number of Florida and non-Florida residents for whom test results were received by the Department of Health. A person can be tested by more than one laboratory and can have both positive and negative results. **Therefore, the sum of the numbers in each column will be larger than the total number of people tested.**

Reporting lab	Inconclusive	Negative	Positive	Percent positive	Total
BLISS HEALTHCARE SERVICES			11	100%	11
SUNCOAST URGENT CARE			11	100%	11
UNIVERSITY CENTRA CARE		10	1	9%	11
SHELBY BAPTIST MEDICAL CENTER		6	5	45%	11
CORE LABORATORY		1	10	91%	11
WALGREENS COVID-19		10	1	9%	11
TREASURE COAST URGENT CARE			11	100%	11
MORTON PLANT HOSPITAL NURSING			10	100%	10
HIALEAH HOSPITAL RESPIRATORY DEPT			10	100%	10
ARCPPOINT LABS OF SARASOTA MANATEE			10	100%	10
INTERMOUNTAIN CENTRAL LAB		1	9	90%	10
Z UROLOGY		10			10
MEDEX REGIONAL LABORATORIES LLC		1	9	90%	10
SUNRISE URGENT CARE ASSOCIATES LLC D/B/A		7	3	30%	10
BETHESDA HEALTH PHYSICIAN GROUP INC			10	100%	10
GADSDEN REGIONAL MEDICAL CENTER		10			10
PEDIATRIC HEALTH CARE ALLIANCE PA			10	100%	10
EMERALD COAST HOSPICE - CRESTVIEW		10			10
MHHS All Lab Subsection		10			10
BLOUNT MEMORIAL HOSPITAL		9	1	10%	10
CINNAMON COVE ALF		10			10
KRYSTAL BAY NURSING AND REHABILITATION		7	3	30%	10
ODYSSEY HEALTHCARE OF MARION COUNTY, LLC		10			10
ACADIAN DIAGNOSTIC LABORATORIES		8	2	20%	10
BROWARD HEALTH CARE			10	100%	10
ADVENT HEALTH - KISSIMMEE		1	9	90%	10
SONATA COCONUT CREEK		8	2	20%	10
ASSOCIATESMD MEDICAL GROUP INC		9	1	10%	10
AIM LABORATORIES			10	100%	10
ALABAMA CLINICS		3	7	70%	10
PINELLAS COUNTY HEALTH DEPARTMENT		2	8	80%	10
INN AT LAKE SEMINOLE SQUARE, THE		10			10
MEDICAL LABORATORY DIAGNOSTICS			10	100%	10
SEMINOLE TRIBE OF FLORIDA		8	2	20%	10
BELLEVUE HOSPITAL CENTER DEPARTMENT		10			10
APPALACHIAN REGIONAL HEALTHCARE SYSTEM		10			10
PEDIATRIC HEALTH CARE ALLIANCE, P.A.			10	100%	10
HCR MANORCARE		10			10
MINUTECLINIC DIAGNOSTIC OF RHODE ISLAND, LLC #590		10			10
BEAUMONT LABORATORY			10	100%	10
UMHC/SYLVESTER AT KENDALL		1	9	90%	10
BVL PEDIATRICS		10			10
MERCY MEDICAL URGENT CARE CENTER INC		2	8	80%	10
LAKE BALDWIN CBOC		9	1	10%	10
SYNIVERSE WELLNESS CENTER		8	2	20%	10
BASSETTI & ASSOCIATES, MD, PA			10	100%	10

COVID-19: testing by laboratory

Data through Dec 7, 2020 verified as of Dec 8, 2020 at 09:25 AM

Data in this report are provisional and subject to change.

The numbers in the table below represent the number of Florida and non-Florida residents for whom test results were received by the Department of Health. A person can be tested by more than one laboratory and can have both positive and negative results. **Therefore, the sum of the numbers in each column will be larger than the total number of people tested.**

Reporting lab	Inconclusive	Negative	Positive	Percent positive	Total
MEDFAST URGENT CARE CENTERS			10	100%	10
CSL PLASMA INC		1	9	90%	10
COVANCE CENTRAL LABORATORY			10	100%	10
NEW JERSEY DEPARTMENT OF HEALTH COMMUNICABLE DISEASE SERVICE		3	7	70%	10
MAINSTREAM DIAGNOSTIC LABORATORY LLC		8	2	20%	10
CBC LAB		3	7	70%	10
COMMUNITY HEALTH CENTER		2	8	80%	10
LAKE NONA MEDICAL SERVICES		3	7	70%	10
SOUTHEASTERN LABORATORY			10	100%	10
MAGNOLIA MEDICAL CLINIC			10	100%	10
AVANTE ST CLOUD		7	3	30%	10
EMERALD COAST PEDIATRICS			10	100%	10
LAKE MARY KIDS CENTRA CARE			10	100%	10
WEST BROWARD CARE CENTER		9	1	10%	10
CYPRESS COVE		9	1	10%	10
DEPT OF VA MEDICAL CENTER - BAY PINES		1	9	90%	10
LUCID DIAGNOSTICS LABS			10	100%	10
ARDEN COURTS OF FORT MYERS		10			10
OSPREY VILLAGE AT AMELIA ISLAND LTD		7	3	30%	10
NAPHCARE, INC.			10	100%	10
GRACE MEDICAL HOME		8	2	20%	10
URINEGOODHANDS LLC		8	2	20%	10
EPIC REFERENCE LABS INC			10	100%	10
ROCKLEDGE		1	9	90%	10
NEMOURS CHILDREN'S URGENT CARE, ORLANDO - WATERFORD LAKES			10	100%	10
PRATTVILLE BAPTIST HOSPITAL		9	1	10%	10
CREATIVE TESTING SOLUTIONS		3	7	70%	10
NORTH OKALOOSA PHYSICIAN GROUP		10			10
FLUSHING HOSPITAL MEDICAL CENTER		7	2	22%	9
INNOVATIVE RESEARCH OF WEST FLORIDA		7	2	22%	9
MAITLAND PRIMARY CARE		9			9
HOSPICE OF ST FRANCIS INC		8	1	11%	9
OMNI			9	100%	9
UNIVERSITY HOSPITAL UC HEALTH		6	3	33%	9
CHILDREN'S HEALTH CENTER INC.		7	2	22%	9
LPG PEDIATRICS AT PAGE FIELD		9			9
PLYMOUTH HARBOR INCORPORATED		9			9
CAREHERE- LCS LEESBURG			9	100%	9
BUREAU OF PUBLIC HEALTH		1	8	89%	9
NORTHERN WESTCHESTER HOSPITAL LABORATORY		8	1	11%	9
GLEN OAKS URGENT CARE		9			9
MD PLUS URGENT CARE, LLC			9	100%	9
NORTHBROOK CENTER FOR		8	1	11%	9
THE TRADITION OF THE PALM BEACHES		9			9
PONCE PLAZA NURSING & REHAB CENTER			9	100%	9
MID-FLORIDA PATHOLOGY, LLC		9			9

COVID-19: testing by laboratory

Data through Dec 7, 2020 verified as of Dec 8, 2020 at 09:25 AM

Data in this report are provisional and subject to change.

The numbers in the table below represent the number of Florida and non-Florida residents for whom test results were received by the Department of Health. A person can be tested by more than one laboratory and can have both positive and negative results. **Therefore, the sum of the numbers in each column will be larger than the total number of people tested.**

Reporting lab	Inconclusive	Negative	Positive	Percent positive	Total
WEINBERG VILLAGE		9			9
FREEDOM INN AT TARPON SPRINGS		7	2	22%	9
MIDMICHIGAN MEDICAL CENTER			9	100%	9
MORTON PLANT MEASE			9	100%	9
ANY LAB TEST NOW INC			9	100%	9
MOUNT DORA PEDIATRICS		8	1	11%	9
UC HEALTH UNIVERSITY HOSPITAL		8	1	11%	9
INSTITUTE OF PATHOLOGY KINGS COUNTY		9			9
VILLAGE PLACE HEALTH AND REHAB		9			9
SAMARITAN MEDICAL CENTER		9			9
RESIDENCE AT BAY VUE		9			9
Maury Regional Hospital		6	3	33%	9
MICHIGAN DEPARTMENT OF HEALTH AND HUMAN SERVICES			9	100%	9
PRECISION GENETICS			9	100%	9
REDMED CLINIC OF ARLINGTON		8	1	11%	9
CHEMISYS LABORATORIES		1	8	89%	9
WATSON HEALTHCARE		7	2	22%	9
TMH PHYSICIAN PARTNERS - MONTICELLO		8	1	11%	9
LAKE NONA MEDICAL SERVICE LLC		9			9
CAPE CORAL HOSPITAL ABG LABORATORY		3	6	67%	9
TOWERS HOME CARE		9			9
FIRST CHOICE PEDIATRICS WINTER SPRINGS		9			9
CARENOW URGENT CARE-MT JULIET		8	1	11%	9
PARROTT MEDICAL CLINIC			9	100%	9
SPRING MANOR ASSISTED LIVING		9			9
ARNOT OGDEN MEDICAL CENTER LABORATORY		9			9
OHIO STATE UNIVERSITY MEDICAL CENTER			9	100%	9
PHELPS HOSPITAL LABORATORY		9			9
BOCA RATON REGIONAL HOSPITAL LAB			9	100%	9
PROFESSIONAL PEDIATRICS		8	1	11%	9
MAGNOLIA PEDIATRICS		2	7	78%	9
EAR NOSE & THROAT ASSOCIATES OF MANATEE PA		9			9
RIVERSIDE MEDICAL GROUP		8	1	11%	9
JUST FOR KIDS PEDIATRICS		2	7	78%	9
LYSTER ACH FT RUCKER AL		8	1	11%	9
MARQUES PEDIATRICS			9	100%	9
UNAVAILABLE/UNKNOWN/NO INFORMATION FOUND			9	100%	9
HOSPICE OF MARTIN & ST LUCIE, INC		9			9
GCPM MANUAL MICROBIOLOGY		1	8	89%	9
ADVENT HEALTH - WINTER HAVEN		5	4	44%	9
UR CARE FAMILY AND SPORTS MEDICINE			9	100%	9
TOTAL ACCESS URGENT CARE			9	100%	9
SOUTHEASTERN OUTPATIENT SURGERY CENTER		9			9
BAYONET POINT HOSPITAL			9	100%	9
CYPRESS POINT LIVING, LLC		7	1	13%	8
MEADOWCREST MOLECULAR DIAGNOSTICS, LLC			8	100%	8

COVID-19: testing by laboratory

Data through Dec 7, 2020 verified as of Dec 8, 2020 at 09:25 AM

Data in this report are provisional and subject to change.

The numbers in the table below represent the number of Florida and non-Florida residents for whom test results were received by the Department of Health. A person can be tested by more than one laboratory and can have both positive and negative results. **Therefore, the sum of the numbers in each column will be larger than the total number of people tested.**

Reporting lab	Inconclusive	Negative	Positive	Percent positive	Total
MICHIGAN DEPARTMENT OF COMMUNITY HEALTH		1	7	88%	8
GENESIS DERMATOLOGY		6	2	25%	8
WACO HHSSURGEWACO	1	6	1	13%	8
COLLIER COUNTY HEALTH DEPT.		4	4	50%	8
BAY PINES MEDICAL ASSOCIATES		1	7	88%	8
UNIVERSITY MEDICAL CENTER		8			8
MID-HUDSON VALLEY DIVISION OF WESTCHESTER MEDICAL		8			8
THE WOLFF CENTER FOR CHILD & ADOLESCENT HEALTH			8	100%	8
ATLANTIC CONSOLIDATED LABORATORY		8			8
MD NOW MEDICAL CENTERS INC			8	100%	8
FLORIDA DEPARTMENT OF HEALTH IN CALHOUN COUNTY		5	3	38%	8
FLORIDA HOSPITAL WINTER GARDEN		7	1	13%	8
BIOTECH CLINICAL LABORATORIES, INC.		1	7	88%	8
MOSOLF PEDIATRICS			8	100%	8
ST ANTHONYS REHABILITATION HOSPITAL		7	1	13%	8
DOCTOR'S IN-HOUSE LAB/COMMUNITY HEALTH CENTERS OF PINELLAS - CLEARWATE			8	100%	8
RICHMOND UNIVERSITY MEDICAL CENTER		7	1	13%	8
ALACHUA COUNTY HEALTH DEPARTMENT		1	7	88%	8
GENE STREET LABORATORIES, LLC		6	2	25%	8
ROSLYN URGENT CARE		8			8
ADVENTHEALTH MEDICAL GROUP CARE CLINIC AT		6	2	25%	8
INTERNAL MEDICINE ASSOCIATES OF JACKSON HOSPITAL			8	100%	8
PALM BAY HOSPITAL CLINICAL LABORATORY			8	100%	8
METHODIST MEDICAL CENTER		6	2	25%	8
KINDRED HOSPITAL MELBOURNE		8			8
MOBILE DOC FL, LLC		8			8
MONTEFIORE ST LUKE'S CORNWALL HOSPITAL		7	1	13%	8
CIAN DIAGNOSTICS			8	100%	8
BAPTIST OUTPATIENT			8	100%	8
GOLISANO CHILDREN'S HOSPITAL OF SOUTHWEST FLORIDA		6	2	25%	8
JFK MEDICAL CENTER NORTH LAB		1	7	88%	8
ARIZONA DEPARTMENT OF HEALTH SERVICES			8	100%	8
HOWARD BEACH URGENT CARE		8			8
HUNTINGTON STATION URGENT CARE		8			8
ADVENT HEALTH - FOUR CORNERS ER		8			8
LIFE CARE CITRUS COUNTY			8	100%	8
AMBRY GENETICS CORPORATION		8			8
ALL PEDIATRIC CARE			8	100%	8
GROWING TOGETHER PEDIATRICS, LLC		7	1	13%	8
COASTAL SKIN SURGERY AND DERMATOLOGY		5	3	38%	8
RAINBOW PEDIATRICS			8	100%	8
MERCY MEDICAL CENTER		3	5	63%	8
NORTHSHORE UNIVERSITY HEALTHSYSTEM EVANSTON HOSPITAL LAB			8	100%	8
PATEL MEDICAL VENTURES		7	1	13%	8
GENEUS DIAGNOSTICS			8	100%	8
VETERAN AFFAIRS MEDICAL CENTER - JAMES J PETERS		6	2	25%	8

COVID-19: testing by laboratory

Data through Dec 7, 2020 verified as of Dec 8, 2020 at 09:25 AM

Data in this report are provisional and subject to change.

The numbers in the table below represent the number of Florida and non-Florida residents for whom test results were received by the Department of Health. A person can be tested by more than one laboratory and can have both positive and negative results. **Therefore, the sum of the numbers in each column will be larger than the total number of people tested.**

Reporting lab	Inconclusive	Negative	Positive	Percent positive	Total
SAN JOSE SENIOR CARE LLC		5	3	38%	8
EMERITUS AT NAPLES	1	7			8
ORMOND BEACH CENTRA CARE			8	100%	8
DOCTOR'S IN HOUSE LAB			8	100%	8
EASTERN SHORE URGENT CARE		5	3	38%	8
PRINCETON VILLAGE□		6	2	25%	8
HOLY NAME MEDICAL CENTER	1	6	1	13%	8
ALLINA HEALTH - ABBOTT NORTHWESTERN HOSPITAL		5	3	38%	8
HARBORCHASE OF DR PHILLIPS		7	1	13%	8
WELLMED AT SOUTH PARSONS		7	1	13%	8
TARPON BAYOU CENTER			8	100%	8
EXECUTIVE MEDICAL SERVICES		8			8
BIOREFERENCE LABORATORIES INC		2	6	75%	8
MACKOUL PEDIATRICS FORT MYERS			8	100%	8
HEALTHMARK REGIONAL HOSPITAL LAB		4	4	50%	8
ST. JOSEPH HOSPITAL AND HEALTH CARE INC.			8	100%	8
X-GENE MOLECULAR LABS		1	7	88%	8
MINUTE CLINIC DIAGNOSTIC OF VIRGINIA		5	3	38%	8
NATURE COAST REGIONAL MEDICAL CENTER			8	100%	8
AMERICAN FAMILY CARE PENSACOLA WEST		1	7	88%	8
CARENOW URGENT CARE - EAST NASHVILLE		7	1	13%	8
KIVA AT CANTERBURY			8	100%	8
ROBERT WOOD JOHNSON HOSPITAL		7	1	13%	8
MARKET STREET VIERA		8			8
ARTHREX MEDICAL CENTER		5	3	38%	8
OHIO CVS STORES, LLC DBA		8			8
WHITE SANDS OUTPATIENT SERVICES (WSOP SERVICES LLC		8			8
FHCP-ORANGE CITY			8	100%	8
BEAUMONT EMERGENCY CENTER			8	100%	8
STATEN ISLAND UNIVERSITY HOSPITAL SEGUINE AVE		8			8
SYLVESTER AT PLANTATION LABORATORY		7	1	13%	8
JX REF LAB			8	100%	8
MINUTECLINIC DIAGNOSTICS MEDICAL GROUP		8			8
PEDIATRICS OF CENTRAL FLORIDA		5	2	29%	7
PROFESSIONAL URGENT CARE SERVICES		5	2	29%	7
Rosewood Healthcare and Rehabilitation Center		5	2	29%	7
METROPOLITAN HOSPITAL CENTER		6	1	14%	7
VIRTUA VOORHEES HOSPITAL		5	2	29%	7
JOSEPH SCHENKER MD PC DBA CENTERS URGENT		5	2	29%	7
FLORIDA HOSPITAL KISSIMMEE		4	3	43%	7
THE MARY IMOGENE BASSETT HOSPITAL		7			7
WELLMED AT PORT ST LUCIE WEST		6	1	14%	7
MINUTECLINIC DIAGNOSTIC OF PENNSYLVANI		7			7
ARCHBOLD MEMORIAL HOSPITAL/LAB		3	4	57%	7
ONEIDA HEALTHCARE CENTER		7			7
SOUTH COM HEALTH CLINIC, DEPT. OF THE ARMY		7			7

COVID-19: testing by laboratory

Data through Dec 7, 2020 verified as of Dec 8, 2020 at 09:25 AM

Data in this report are provisional and subject to change.

The numbers in the table below represent the number of Florida and non-Florida residents for whom test results were received by the Department of Health. A person can be tested by more than one laboratory and can have both positive and negative results. **Therefore, the sum of the numbers in each column will be larger than the total number of people tested.**

Reporting lab	Inconclusive	Negative	Positive	Percent positive	Total
COMPREHENSIVE CHILDCARE ASSOCIATES		5	2	29%	7
ROBERT H JENKINS JR VETERANS' DOMICILIARY HOME OF		7			7
TRUE HEALTH DIAGNOSTICS		1	6	86%	7
BRIDGEWAY HEALTH CLINICS INC			7	100%	7
CARENOW URGENT CARE-BRENTWOOD		5	2	29%	7
HOLY GARDEN ALF, INC.		7			7
SUPERIOR RESIDENCES OF PANAMA CITY BEACH		6	1	14%	7
GENESIS		4	3	43%	7
ALLEGRO - TAMPA	1	4	2	29%	7
BAPTIST PRIMARY CARE PONTE VEDRA		4	3	43%	7
WIREGRASS CLINIC LLC		5	2	29%	7
DOCTOR'S IN-HOUSE LAB/COMMUNITY HEALTH CENTERS OF PINELLAS -PINELLAS P			7	100%	7
ECLRS		2	5	71%	7
BAPTIST PEDIATRICS		6	1	14%	7
FIRST CHOICE PEDIATRICS INC		6	1	14%	7
EDWARD J HEALEY REHAB & NURSING CENTER		7			7
MIAMI CLINICAL RESEARCH CORP			7	100%	7
RIVER OAKS TREATMENT CENTER			7	100%	7
JOHNS HOPKINS MEDICAL LABORATORIES		1	6	86%	7
DOCTORS CLINICAL LABORATORY, INC		5	2	29%	7
AVENTURA HOSPITAL AND MEDICAL CENTER			7	100%	7
RAINBOW PEDIATRIC CENTER		1	6	86%	7
LEE COUNTY HEALTH DEPARTMENT		4	3	43%	7
SURGOINSVILLE PHARMACY		7			7
EMERGENCY MEDICAL CENTER		2	5	71%	7
PROHEALTH CARE ASSOCIATES MOBILE		5	2	29%	7
LYNMOORE,THE		7			7
ARBOR TERRACE SAN JOSE LLC		6	1	14%	7
VETERANS AFFAIRS MEDICAL CENTER - OUTPATIENT			7	100%	7
HUNTINGTON VILLAGE URGENT CARE		7			7
MEDLABS DIAGNOSTICS		7			7
Ocoee Health Care Center		7			7
HEALTH CARE LABORATORY SERVICES		1	6	86%	7
ISLAND LAKE CENTER		3	4	57%	7
HEALTHWORKS MED GROUP OF FLORIDA PA		2	5	71%	7
UNIVERSITY OF WASHINGTON MEDICAL CENTER			7	100%	7
FLORIDA DEPARTMENT OF HEALTH IN TAYLOR COUNTY		4	3	43%	7
NEUROINTERNATIONAL SARASOTA		6	1	14%	7
DIAGNOSTIC CLINIC		6	1	14%	7
RESOLVE MOLECULAR DIAGNOSTICS		7			7
LAKEVIEW HEALTH SYSTEMS			7	100%	7
SOUTHCOM LABORATORY		2	5	71%	7
APOLLO HEALTH & REHABILITATION		2	5	71%	7
FAMILY AND INTERNAL MEDICINE AT AVALON PARK		5	2	29%	7
SCHOOL OF PHARMACY AND PHARMACEUTICAL		7			7
FLORIDA CENTER FOR DERMATOLOGY LABORATORY			7	100%	7

COVID-19: testing by laboratory

Data through Dec 7, 2020 verified as of Dec 8, 2020 at 09:25 AM

Data in this report are provisional and subject to change.

The numbers in the table below represent the number of Florida and non-Florida residents for whom test results were received by the Department of Health. A person can be tested by more than one laboratory and can have both positive and negative results. **Therefore, the sum of the numbers in each column will be larger than the total number of people tested.**

Reporting lab	Inconclusive	Negative	Positive	Percent positive	Total
LIFE CARE CENTER OF PORT ST. LUCIE		4	3	43%	7
QUE		4	3	43%	7
MENORAH HOUSE		7			7
NORTHWEST FLORIDA SLEEP			7	100%	7
AUBURN COMMUNITY HOSPITAL		6	1	14%	7
FLORIDA DEPARTMENT OF HEALTH IN LIBERTY COUNTY		5	2	29%	7
TRINITY MEDICAL ASSOCIATES LLC			7	100%	7
FLORIDA CLINICAL LAB			7	100%	7
CENTRAL FLORIDA PEDIATRIC URGENT CARE LLC		6	1	14%	7
NOVANT HEALTH INPATIENT CARE		2	5	71%	7
CENTER ONE SURGERY CENTER		6	1	14%	7
LEPE'S HOUSE			7	100%	7
Hialeah Nursing And Rehabilitation Center		5	2	29%	7
DORAL URGENT CARE			7	100%	7
DEPARTMENT OF HEALTH- CITRUS COUNTY			7	100%	7
ADVANCED DIAGNOSTIC LABORATORY			7	100%	7
VALLEY IMMEDIATE CARE		6	1	14%	7
CARENOW URGENT CARE-MADISON		7			7
MINUTECLINIC DIAGNOSTIC		7			7
BAPTIST HEALTH			7	100%	7
ORANGE BLOSSOM FAMILY HEALTH		6	1	14%	7
LAB UNKNOW		6	1	14%	7
NORTON HEALTHCARE			7	100%	7
AVON PARK PEDIATRICS			7	100%	7
OPIS COQUINA CENTER		7			7
SOUTH NASSAU COMMUNITIES HOSPITAL		5	2	29%	7
ALACHUA			7	100%	7
MONTEFIORE NYACK HOSPITAL AFFILIATED LABORATORY		7			7
DIEGO FALLON MD PA		5	2	29%	7
BAPTIST MEMORIAL HEALTH CARE		7			7
GULF COAST MEDICAL GROUP		2	5	71%	7
SAMARITAN HOSPITAL LABORATORY		6	1	14%	7
MOLECULAR PATHOLOGY LABORATORY			7	100%	7
HEARTLAND PEDIATRICS OF LAKE PLACID			7	100%	7
HEALTH NETWORK LABORATORIES		6	1	14%	7
DOH-TAMPA BRANCH LABORATORY (MLK BLVD)		3	4	57%	7
BARTON PARKER OD PC		7			7
ROYAL CARE OF AVON PARK		5	1	17%	6
CVS MINUTE CLINIC, LLC		4	2	33%	6
CARROLL GARDENS URGENT CARE		6			6
TIMBER CREEK PEDIATRICS		6			6
INTERNAL MEDICINE SPECIALIST		5	1	17%	6
JUPITER MEDICAL CENTER			6	100%	6
BROOKDALE PANAMA CITY		5	1	17%	6
ILLINOIS DEPT OF PUBLIC HEALTH LAB - SPRINGFIELD			6	100%	6
ADVENTHEALTH EXPRESS CARE AT			6	100%	6

COVID-19: testing by laboratory

Data through Dec 7, 2020 verified as of Dec 8, 2020 at 09:25 AM

Data in this report are provisional and subject to change.

The numbers in the table below represent the number of Florida and non-Florida residents for whom test results were received by the Department of Health. A person can be tested by more than one laboratory and can have both positive and negative results. **Therefore, the sum of the numbers in each column will be larger than the total number of people tested.**

Reporting lab	Inconclusive	Negative	Positive	Percent positive	Total
PALMETTO HEALTH ALLIANCE		3	3	50%	6
EAR NOSE AND THROAT ASSOCIATES OF MANATEE, P.A.		6			6
WATAUGA MEDICAL CENTER		4	2	33%	6
FLORIDA WOMAN CARE LABORATORY			6	100%	6
STATMED QUICK QUALITY CLINIC AT NORTH PINELLAS			6	100%	6
NEW YORK PRESBYTERIAN - LOWER MANHATTAN		6			6
TENNESSEE DEPARTMENT OF HEALTH (TDH) - CENTRAL LABORATORY			6	100%	6
LUXOR SCIENTIFIC LLC			6	100%	6
Quail Run Health Care Center		6			6
TEXAS MEDCLINIC			6	100%	6
ALCOVE ASSISTED LIVING FACILITY		6			6
TAMIAMI LAB MILLENIUM			6	100%	6
CARENOW URGENT CARE-SOUTHLAKE			6	100%	6
JACKSON CLINIC PA,THE		3	3	50%	6
PALMS REHABILITATION AND HEALTHCARE CENTER		4	2	33%	6
PROHEALTH MED		1	5	83%	6
WESTCHESTER GENERAL HOSPITAL BLOOD GAS LAB			6	100%	6
ENIGMA DIAGNOSTIC, INC.			6	100%	6
LUMADOC HEALTH		4	2	33%	6
CAPITAL HEALTH PLAN LABORATORIES			6	100%	6
PALM BEACH PEDIATRICS			6	100%	6
Northwell Lab		2	4	67%	6
MINUTECLINIC DIAGNOSTIC OF NORTH CAROLINA PC		6			6
COASTAL INTERNAL MEDICINE		6			6
ST LUKES ROOSEVELT LABORATORY		6			6
BOCA VIPEDIATRICS			6	100%	6
PRIME CARE ONE LLC/HARBORCHASE OF VENICE			6	100%	6
BRISTOL AT TAMPA, THE		6			6
RIVERVIEW REGIONAL MEDICAL CENTER		6			6
HORIZON MEDICAL GROUP		5	1	17%	6
MONROE COUNTY HOSPITAL		4	2	33%	6
BARNETT PARK			6	100%	6
SOUTH CAROLINA DEPARTMENT OF HEALTH			6	100%	6
Signature healthcare of Jacksonville		4	2	33%	6
AARK LABORATORY		6			6
THOMAS JEFFERSON UNIVERSITY HOSPITAL		4	2	33%	6
NORTHWEST FLORIDA ENT, PA		3	3	50%	6
WEST		3	3	50%	6
DARDEN WELLNESS CENTER		5	1	17%	6
CAREWELL 301 - WARWICK			6	100%	6
MARIANNA HEALTH AND REHABILITATION CENTER		6			6
TEXAS DEPARTMENT OF STATE HEALTH SERVICES		2	4	67%	6
WYOMING COUNTY COMMUNITY HOSPITAL LABORATORY		6			6
STUART REHABILITATION AND HEALTHCARE		2	4	67%	6
ORANGE PARK PEDIATRIC ASSOCIATES		1	5	83%	6
CVS PHARMACY #8800		5	1	17%	6

COVID-19: testing by laboratory

Data through Dec 7, 2020 verified as of Dec 8, 2020 at 09:25 AM

Data in this report are provisional and subject to change.

The numbers in the table below represent the number of Florida and non-Florida residents for whom test results were received by the Department of Health. A person can be tested by more than one laboratory and can have both positive and negative results. **Therefore, the sum of the numbers in each column will be larger than the total number of people tested.**

Reporting lab	Inconclusive	Negative	Positive	Percent positive	Total
SAINT PETER'S UNIVERSITY HOSPITAL		6			6
BETH ISRAEL DEACONESS MEDICAL CENTER			6	100%	6
CRESTVIEW URGENT CARE			6	100%	6
SONORA QUEST LABORATORIES			6	100%	6
MD BEAUTY LABS, PA		6			6
PENN MEDICINE PRINCETON MEDICAL CENTER		6			6
PUBLIC HEALTH LAB		6			6
CHILDRENS MEDICAL CENTER			6	100%	6
ISLAND COAST PEDIATRICS IN-HOUSE LAB		6			6
JESSIE TRICE COMMUNITY HEALTH SYSTEM, INC			6	100%	6
THE VILLAGES REGIONAL HOSPITAL FREESTANDING		3	3	50%	6
PATHLINE			6	100%	6
MINUTECLINIC DIAGNOSTIC OF HAWAII LLC		6			6
UNILAB		2	4	67%	6
DOH JACKSONVILLE CENTRAL LABORATORY		3	3	50%	6
PASSPORT HEALTH			6	100%	6
WILDLIGHT LAB			6	100%	6
MINUTECLINIC, LLC, DBA MINUTECLINIC #2544		5	1	17%	6
OAKMONTE VILLAGE		5	1	17%	6
MAINSTREET FAMILY CARE			6	100%	6
PUBLIC SQUARE PHARMACY LLC		6			6
LAWTON CHILES HEALTH CENTER		1	5	83%	6
GENETIC TECHNOLOGICAL INNOVATIONS			6	100%	6
PENINSULA CARE AND REHABILITATION CENTER			6	100%	6
PERSONAL PEDIATRICS PA		5	1	17%	6
GENTRY PARK ORLANDO ASSISTED LIVING		6			6
ARLINGTON OF NAPLES		6			6
FLORIDA MEDICAL SPECIALISTS		2	4	67%	6
BAYCARE ALLIANT HOSPITAL			6	100%	6
ADVENTHEALTH MEDICAL GROUP		6			6
COLLEGE POINT URGENT CARE		6			6
GRACE REHABILITATION CENTER OF VERO BEACH		4	2	33%	6
THE COLLIER AT NAPLES		6			6
RESEARCH CENTERS OF AMERICA, LLC		5	1	17%	6
THE TERRACE AT IVY ACRES ALF		6			6
ETHOS LABORATORIES		6			6
MAIMONIDES-SHALOM ACADEMY, INC		5	1	17%	6
CAMPBELL URGENT CARE			6	100%	6
MERCY HEALTH—MUSKEGON		5	1	17%	6
JERSEY SHORE MEDICAL CENTER		6			6
CLEARWATER STATMED QUICK QUALITY CLINICS			6	100%	6
PATHGROUP LABS, LLC		4	2	33%	6
BENDERSON FAMILY SKILLED NURSING AND□		6			6
PROFESSIONAL PARK PEDIATRICS PA			6	100%	6
FORT MYERS REHABILITATION AND NURSING CENTER		5	1	17%	6
RADIOLOGY ASSOCIATES OF VENICE AND ENGLEWOOD		5			5

COVID-19: testing by laboratory

Data through Dec 7, 2020 verified as of Dec 8, 2020 at 09:25 AM

Data in this report are provisional and subject to change.

The numbers in the table below represent the number of Florida and non-Florida residents for whom test results were received by the Department of Health. A person can be tested by more than one laboratory and can have both positive and negative results. **Therefore, the sum of the numbers in each column will be larger than the total number of people tested.**

Reporting lab	Inconclusive	Negative	Positive	Percent positive	Total
UNIVERSITY OF CHICAGO MEDICAL CENTER LAB			5	100%	5
MEDEXPRESS URGENT CARE - BLOOMINGTON		5			5
MC DIAGNOSTIC OF CONNECTICUT, PC #1960		5			5
MANATEE COUNTY JAIL		4	1	20%	5
IU HEALTH PATHOLOGY			5	100%	5
ORLANDO HEALTH PHYSICIAN ASSOCIATES		4	1	20%	5
BRADENTON PHYSICIANS MEDICAL CENTER			5	100%	5
BOND CLINIC DR ELDEEB		1	4	80%	5
MONTEFIORE MEDICAL CENTER LABORATORIES - NORTH		5			5
MAIMONIDES MEDICAL CENTER		4	1	20%	5
UT SOUTHWESTERN MEDICAL CENTER			5	100%	5
FINLAY		1	4	80%	5
VERMONT DEPARTMENT OF HEALTH		1	4	80%	5
MONTEFIORE MEDICAL CENTER LABORATORIES - WEILER		4	1	20%	5
BAYSHORE LABORATORY		4	1	20%	5
BEACON AT GULF BREEZE, THE		5			5
PRECISION DIAGNOSTICS INC - NJ		5			5
MANATEE PEDIATRICS			5	100%	5
INTERNAL MEDICINE ASSOCIATES PA		5			5
MISSOURI DEPARTMENT OF HEALTH AND SENIOR SERVICES			5	100%	5
FRANCES WARDE MEDICAL LABORATORY		2	3	60%	5
ST VINCENT'S CHILTON		4	1	20%	5
WEST PACIFIC MEDICAL LABORATORY			5	100%	5
DEBARY HEALTH AND REHABILITATION CENTER		5			5
Wesley Place on Honeysuckle		5			5
Salerno Bay Health & Rehabilitation Center		5			5
DOCS URGENT CARE		1	4	80%	5
MINUTECLINIC MINUTECLINIC #8746		5			5
PEDIATRIC URGENT HEALTH CARE			5	100%	5
XRL SXF REF LAB		5			5
CHILDREN'S HOSPITAL OF PHILADELPHIA		5			5
HILLSBOROUGH COUNTY HEALTH DEPARTMENT			5	100%	5
INN AT ASTON GARDENS AT PELICAN POINTE,THE		5			5
BROOKDALE FORT MYERS CYPRESS LAKE		5			5
WOODHULL MEDICAL AND MENTAL HEALTH CTR		5			5
FLORIDA ATLANTIC UNIVERSITY		4	1	20%	5
ELLIS HOSPITAL LABORATORY		5			5
ORMOND MEDICAL ARTS		3	2	40%	5
CVS MINUTE CLINIC DIAGNOSTIC OF NORTH CAROL		5			5
LAKE NONA PEDIATRICS IN ASSOCIATION WITH NEMOURS		5			5
CHILDREN'S HEALTHCARE OF ATLANTA/EGLESTON		5			5
UPMC HEALTH SYSTEM		4	1	20%	5
PARAMOUNT WALK-IN CLINIC		1	4	80%	5
INDIAN RIVER PRIMARY CARE PA		5			5
NORTH FLORIDA PEDIATRICS JASPER			5	100%	5
WAKEMED		1	4	80%	5

COVID-19: testing by laboratory

Data through Dec 7, 2020 verified as of Dec 8, 2020 at 09:25 AM

Data in this report are provisional and subject to change.

The numbers in the table below represent the number of Florida and non-Florida residents for whom test results were received by the Department of Health. A person can be tested by more than one laboratory and can have both positive and negative results. **Therefore, the sum of the numbers in each column will be larger than the total number of people tested.**

Reporting lab	Inconclusive	Negative	Positive	Percent positive	Total
EXPRESS FAMILY CARE LLC			5	100%	5
FREEDOM SQUARE NURSING CENTER			5	100%	5
OPTUM SILVER LAKES			5	100%	5
BROOKDALE BRANDON		5			5
MERCY COLLEGE HEALTH OFFICE		5			5
NEMOURS CHILDREN'S PRIMARY CARE VERO BEACH			5	100%	5
MID FLORIDA PATHOLOGY LLC		5			5
PEDIATRICS OF CENTRAL FLORIDA - POINCIANA		3	2	40%	5
URGENT CARE OF LONGWOOD			5	100%	5
NORTHERN DUTCHESS HOSPITAL LABORATORY		5			5
INTERNAL MEDICINE SPECIALISTS			5	100%	5
ADVANCED EMURGENT CARE		3	2	40%	5
MINUTECLINIC DIAGNOSTIC OF PENNSYLVANIA, LLD #1545		5			5
WADSWORTH CENTER - DAVID AXELROD INSTITUTE		5			5
GENERAL INTERNAL MEDICINE MEDICAL CTR CLINIC		4	1	20%	5
CORNERSTONE MEDICAL CARE OF BRANDON PL		5			5
MEDEXPRESS URGENT CARE - BENTON HARBOR		5			5
COMMUNITY HEALTH OF SOUTH FLORIDA			5	100%	5
CENTREX CLINICAL LABS INC		5			5
PEDIATRICS OF ALTAMONTE		5			5
MINUTECLINIC DIAGNOSTIC OF PA, LLC (1036)		4	1	20%	5
BAYLOR GENETICS		4	1	20%	5
BREVARD HEALTH ALLIANCE INC, THE			5	100%	5
BAPTIST HEALTH - TOWN CENTER			5	100%	5
NOT INDICATED		1	4	80%	5
Surrey Place Healthcare and Rehabilitation		5			5
HOLMES REG MED CENTER CLINICAL LAB			5	100%	5
CRESTWOOD MEDICAL CENTER		4	1	20%	5
LABCORP BURLINGTON			5	100%	5
CLEVELAND CLINIC MARTIN HEALTH NURSING & RESTORATIVE		5			5
GUTHRIE MEDICAL GROUP LABORATORIES		5			5
BETHESDA COMMUNITY HEALTH CENTER			5	100%	5
CLEARWATER PEDIATRIC CARE		1	4	80%	5
AZALEA HEALTH		2	3	60%	5
ST CHARLES HOSPITAL LABORATORY		5			5
BAYA URGENT CARE LLC		1	4	80%	5
MEDICAL CENTER OF BLOUNTSTOWN			5	100%	5
NELSON BIOLOGICAL			5	100%	5
NEW HAMPSHIRE DEPARTMENT OF HEALTH AND HUMAN SERVICES		3	2	40%	5
LAKEVIEW HEALTH CARE SYSTEMS		1	4	80%	5
IRL MARKET LAB			5	100%	5
PRECISION LABS LLC		2	3	60%	5
ANTHEM LAKES LLC		5			5
HEALTHPARK MEDICAL CENTER ABG LAB		5			5
TANNER MEDICAL CENTER EAST AL		5			5
ST JOSEPH WOMENS HOSPITAL			5	100%	5

COVID-19: testing by laboratory

Data through Dec 7, 2020 verified as of Dec 8, 2020 at 09:25 AM

Data in this report are provisional and subject to change.

The numbers in the table below represent the number of Florida and non-Florida residents for whom test results were received by the Department of Health. A person can be tested by more than one laboratory and can have both positive and negative results. **Therefore, the sum of the numbers in each column will be larger than the total number of people tested.**

Reporting lab	Inconclusive	Negative	Positive	Percent positive	Total
JOE DIMAGGIO CHILDREN'S HOSPITAL		1	4	80%	5
MARTHA'S HOUSE & ASSISTED LIVING FACILITY		5			5
GOOD SAMARITAN SOCIETY OF DAYTONA		5			5
BIOTECH			5	100%	5
ST JOHNS BIOMEDICAL LAB		5			5
CONCENTRA			5	100%	5
FLORIDA DEPARTMENT OF HEALTH - INVERNESS		3	2	40%	5
NIGHT OWL PEDIATRICS URGENT CARE			5	100%	5
COMMUNITY MEDICAL CARE CENTER INC			5	100%	5
NORTHPORT MEDICAL CENTER LAB		5			5
BROOKDALE CLERMONT			5	100%	5
FLORIDA HOSPITAL LAKE MARY		5			5
PRECISION HEALTH SOLUTIONS		2	3	60%	5
MOUNT SINAI BROOKLYN LABORATORY		4	1	20%	5
BEACH HOUSE		5			5
OMNICARE PHARMACY OF TEXAS 1, LP DBA OMNICARE		5			5
FLORIDA HOSPITAL WINTER PARK		4	1	20%	5
OCOEE PEDIATRICS		4	1	20%	5
MAXHEALTH		4	1	20%	5
GLEN FALLS HOSPITAL DEPARTMENT OF PATHOLOGY		5			5
RIVER CITY PRIMARY AND URGENT CARE			5	100%	5
LORI MCAULIFFE MD PA			5	100%	5
AEL KNOXVILLE			5	100%	5
PEDIATRIC HEALTH CARE ALLIANCE, PA			5	100%	5
COOPER HOSPITAL/UNIVERSITY MEDICAL		5			5
EXPRESS DOCS LLC			5	100%	5
VASCONCELLO COHEN MD PA		4	1	20%	5
GULF COAST VETERANS HCS PANAMA CITY OPC		5			5
THE CLINIC PREMISE HEALTH			5	100%	5
OCALA OAKS REHABILITATION CENTER		4	1	20%	5
BAY STREET PHARMACY		5			5
BROWARD COUNTY HEALTH DEPT.			5	100%	5
THE UNIVERSITY OF VERMONT MEDICAL CENTER		4	1	20%	5
WELLMED AT LAKE COPELAND		2	3	60%	5
CENTRA CARE POINCIANA			5	100%	5
TREASURE COAST MEDICAL ASSOCIATES INC			4	100%	4
NAVARRE GARDENS		4			4
CELERION			4	100%	4
SANFORD SOUTH UNIVERSITY		4			4
AHEC CLINIC		1	3	75%	4
SIGNATURE CARE EMERGENCY CENTER		2	2	50%	4
PEACEHEALTH LABORATORIES		3	1	25%	4
SARASOTA - ROBERT L TAYLOR COMMUNITY CENTER			4	100%	4
BARBARA O'REILLY MD PA		4			4
CAREWELL 202			4	100%	4
EAST BANK HOSPITAL - UNIVERSITY OF MINNESOTA MEDICAL CENTER			4	100%	4

COVID-19: testing by laboratory

Data through Dec 7, 2020 verified as of Dec 8, 2020 at 09:25 AM

Data in this report are provisional and subject to change.

The numbers in the table below represent the number of Florida and non-Florida residents for whom test results were received by the Department of Health. A person can be tested by more than one laboratory and can have both positive and negative results. **Therefore, the sum of the numbers in each column will be larger than the total number of people tested.**

Reporting lab	Inconclusive	Negative	Positive	Percent positive	Total
BOND AND STEELE CLINIC, PA		3	1	25%	4
VITAL CARE URGENT CARE			4	100%	4
ADVENT HEALTH CENTRA CARE - ORANGE LAKE		1	3	75%	4
The Care Center at Pinellas Park		4			4
MEDICAL CENTER AT OCEAN REEF		1	3	75%	4
PERDIDO URGENT CARE			4	100%	4
West Gate Village, LLC		4			4
SUPERIOR RESIDENCES AT CALA HILLS		4			4
PLANT CITY PEDIATRICS		4			4
INSPIRED LIVING AT PALM BAY		4			4
PHYSICIANS IMMEDIATE CARE AURORA			4	100%	4
AVOW HOSPICE INC		4			4
EXPRESS TESTING-ONE			4	100%	4
CLEVELAND TENNESSEE HOSPITAL COMPANY		4			4
MINUTECLINIC, LLC, DBA MINUTECLINIC #6106		3	1	25%	4
M&V SAN JOSE MEDICAL CENTER			4	100%	4
CVS MINUTE CLINIC DIAGNOSTIC MED GRP OF CA		4			4
KANSAS DEPARTMENT OF HEALTH		2	2	50%	4
CONCENTRA URGENT CARE		1	3	75%	4
FHCP - ORMOND BEACH			4	100%	4
SOUTHWESTERN REGIONAL MEDICAL CENTER - TULSA		4			4
CELAL GUROL ERBAY, MD			4	100%	4
FIFTH AVENUE PEDIATRICS		3	1	25%	4
YAZJI PEDIATRIC CARE LLC DBA TUKA PEDIATRICS			4	100%	4
MARION PEDIATRICS PA		4			4
DOTHAN PEDIATRIC CLINIC			4	100%	4
FHMG_FM AND IM AVALON PARK		1	3	75%	4
GNT ASSOCIATES		3	1	25%	4
MEDEXPRESS URGENT CARE - CULPEPER		4			4
SHARP MEMORIAL HOSPITAL MICROBIOLOGY DEPT			4	100%	4
BAYCARE MEDICAL GROUP INC			4	100%	4
ACCESS PHARMACY		4			4
HELIX KH UC			4	100%	4
THE DOCTORS CENTER HEALTHCARE-SOUTHSIDE		1	3	75%	4
FLORIDA MEDICAL CLINIC - MULTI SPECIALTY CAMPUS		1	3	75%	4
CVS MINUTE CLINIC DIAGNOSTIC OF TEXAS,LLC		3	1	25%	4
OKLAHOMA STATE UNIVERSITY DIAGNOSTIC LAB			4	100%	4
GEORGE SAFRAN MD PC		4			4
CVS HEALTH, #3396		4			4
REHABILITATION CENTER OF WINTER PARK,THE			4	100%	4
FLORIDA HEART AND VASCULAR			4	100%	4
WALK IN URGENT CARE			4	100%	4
JACKSON COUNTY HEALTH DEPARTMENT			4	100%	4
PALM BEACH COUNTY HEALTH DEPARTMENT LABORATORY			4	100%	4
LABS PLUS LLC		4			4
DTR LABS		3	1	25%	4

COVID-19: testing by laboratory

Data through Dec 7, 2020 verified as of Dec 8, 2020 at 09:25 AM

Data in this report are provisional and subject to change.

The numbers in the table below represent the number of Florida and non-Florida residents for whom test results were received by the Department of Health. A person can be tested by more than one laboratory and can have both positive and negative results. **Therefore, the sum of the numbers in each column will be larger than the total number of people tested.**

Reporting lab	Inconclusive	Negative	Positive	Percent positive	Total
OSWEGO HOSPITAL LABORATORY		4			4
FAMILY MEDICAL CARE OF PALM BEACH			4	100%	4
CHAMPLAIN VALLEY PHYSICIANS HOSPITAL		3	1	25%	4
ENGLEWOOD HOSPITAL AND MEDICAL CENTER		1	3	75%	4
PANCARE HEALTH - BONIFAY K-8			4	100%	4
LONG ISLAND JEWISH FOREST HILLS HOSPITAL		4			4
Westminster Manor		3	1	25%	4
PALM BEACH CANCER INSTITUTE			4	100%	4
INTERMARKET FACILITY			4	100%	4
SONIC REFERENCE LABORATORY			4	100%	4
MULBERRY CARE CENTER		1	3	75%	4
GRAND VILLA OF CLEARWATER		4			4
GENEVA GENERAL HOSPITAL LABORATORY		3	1	25%	4
ASSISTED LIVING OF BROWARD		4			4
WESTMINSTER SHORES			4	100%	4
NOVARI CARE LLC		3	1	25%	4
CAPTAIN JAMES A. LOVELL FEDERAL HEALTHCARE CENTER			4	100%	4
Sunset Lake Health and Rehabilitation Center		4			4
HAWKINS FAMILY MEDICINE LLC		3	1	25%	4
APEX HOME HEALTH CARE		4			4
COVENIENT CARE MEDICAL CLINIC			4	100%	4
ARCPOINT LABS OF ST PETERSBURG		1	3	75%	4
SOUTHEASTERN REGIONAL MEDICAL CENTER			4	100%	4
BIOTEST PLASMA CENTER		4			4
COMPUNET CLINICAL LAB			4	100%	4
OSPREY LODGE		4			4
FCHC (OB)-DARWIN SQUARE CTR.			4	100%	4
PANCARE HEALTH YOUNGSTOWN			4	100%	4
CITRUS COUNTY HEALTH DEPARTMENT		3	1	25%	4
CVS MINUTE CLINIC DIAGNOSTIC OF TEXAS, LLC		4			4
COLLIER HMA PHYSICIAN MANAGEMENT, LLC			4	100%	4
MEMORIAL HEALTH CARE SYSTEMS			4	100%	4
HOLIDAY MEDICAL ASSOCIATES		1	3	75%	4
CAPE CORAL URGENT CARE		2	2	50%	4
COPELAND MEDICAL CLINIC		3	1	25%	4
OMNICARE PHARMACY OF TEXAS 1		4			4
BAYLOR ESOTERIC AND MOLECULAR LAB			4	100%	4
DIAGNOSTECHS		4			4
UNION CITY MANOR NURSING CENTER		4			4
HEALTHY MINORS PEDIATRIC URGENT CARE		4			4
NEWPATH DIAGNOSTICS		4			4
PREMIER MEDICAL ASSOCIATES		4			4
Millennium Nursing & Rehab Center		4			4
PENNSYLVANIA DEPARTMENT OF HEALTH BUREAU OF LABORATORIES			4	100%	4
ALBIBI		1	3	75%	4
PASSPORT HEALTH OF TAMPA BAY		4			4

COVID-19: testing by laboratory

Data through Dec 7, 2020 verified as of Dec 8, 2020 at 09:25 AM

Data in this report are provisional and subject to change.

The numbers in the table below represent the number of Florida and non-Florida residents for whom test results were received by the Department of Health. A person can be tested by more than one laboratory and can have both positive and negative results. **Therefore, the sum of the numbers in each column will be larger than the total number of people tested.**

Reporting lab	Inconclusive	Negative	Positive	Percent positive	Total
ACCENT PHYSICIAN SPECIALISTS PA		4			4
MIAMI CANCER INSTITUTE			4	100%	4
MINUTECLINIC, LLC #03965		4			4
INFECTION CONTROL/ EMPHEALTH		3	1	25%	4
FAMILY MEDICINE OF WESTON LLC			4	100%	4
FLORIDA HOSPITAL ALTAMONTE		2	2	50%	4
FOUNTAINS OF HOPE LLC, THE		4			4
OPTUMCARE FLORIDA LLC		1	3	75%	4
EGL GENETICS DIAGNOSTICS			4	100%	4
UF HEALTH			4	100%	4
BELVEDERE COMMONS OF FORT WALTON BEACH		4			4
COLUMBIA MEMORIAL HOSPITAL LABORATORY		4			4
CARE HERE			4	100%	4
The Ponce Therapy Care Center		4			4
ORCHID COVE		2	2	50%	4
Walker BaptistMedCtr		3	1	25%	4
RUSH UNIVERSITY MEDICAL CENTER LABORATORY			4	100%	4
BAPTIST PRIMARY BLACK CREEK SOUTH			4	100%	4
FOUNTAINVIEW BY FIVE STAR QUALITY CARE		4			4
ATMORE NURSING CENTER		3	1	25%	4
CAPE COD HOSPITAL			4	100%	4
MCW MENTAL HEALTH LLC		4			4
FORT HAMILTON URGENT CARE		4			4
FLORIDA ATLANTIC UNIVERSITY STUDENT HEALTH			4	100%	4
WHOLE FAMILY HEALTH CENTER INC		2	2	50%	4
LABCORP UNSPECIFIED		4			4
DESOTO HEALTH AND REHAB LLC		2	2	50%	4
CARENOW URGENT CARE - WINTER SPRINGS		3	1	25%	4
REDMED OF CROSSTOWN		1	3	75%	4
NOVANT HEALTH UVA		1	3	75%	4
SONATA DELRAY BEACH		3	1	25%	4
MEADOWCREST FAMILY PHYSICIANS PA			4	100%	4
MD ANDERSON			4	100%	4
AHC Decatur County		4			4
BENEVA LAKES HEALTHCARE & REHAB CENTER			4	100%	4
CARENOW URGENT CARE-GREEN HILLS		4			4
WALTON PLACE		4			4
ADVENT HEALTH - TUSKAWILLA		4			4
FLORIDA CANCER SPECIALISTS AND RESEARCH		2	2	50%	4
COASTAL FAMILY PRACTICE		2	2	50%	4
PM PEDIATRICS OF SELDEN		3	1	25%	4
EL PARAISO HOME INC		4			4
L3HARRIS FAMILY MEDICAL CENTER			4	100%	4
MIRIMUS INC		1	3	75%	4
DYNACARE LABORATORIES			4	100%	4
CHILDREN'S MEDICAL GROUP		4			4

COVID-19: testing by laboratory

Data through Dec 7, 2020 verified as of Dec 8, 2020 at 09:25 AM

Data in this report are provisional and subject to change.

The numbers in the table below represent the number of Florida and non-Florida residents for whom test results were received by the Department of Health. A person can be tested by more than one laboratory and can have both positive and negative results. **Therefore, the sum of the numbers in each column will be larger than the total number of people tested.**

Reporting lab	Inconclusive	Negative	Positive	Percent positive	Total
GREENVILLE MEMORIAL HOSPITAL LAB			4	100%	4
LIFE'S SPECIAL MOMENTS INC		4			4
MIAMI COMPREHENSIVE MEDICINE GROUP PA		4			4
MINIMALLY INVASIVE VASCULAR INC		4			4
ELTINGVILLE CIRCLE URGENT CARE		4			4
STEWARD MELBOURNE HOSPITAL			4	100%	4
GENUS DIAGNOSTICS			4	100%	4
DAVITA DIALYSIS		4			4
WYOMING PUBLIC HEALTH LAB			4	100%	4
LANE PEDIATRICS PA			4	100%	4
CITYMD		1	3	75%	4
SIGNATURE CARE MONTROSE		2	2	50%	4
MARION AND BERNARD L SAMSON NURSING CENTER			4	100%	4
FISHERMEN'S HOSPITAL			4	100%	4
ADVENT HEALTH - DELTONA ER		1	3	75%	4
SOUTHEASTERN PEDIATRIC ASSOCIATES			4	100%	4
FLORIDA HOSPITAL APOPKA		3	1	25%	4
PALM HARBOR DERMATOLOGY		4			4
SUMTER PEDIATRICS		4			4
ELITE MEDICAL CENTER			4	100%	4
WASHINGTON COUNTY HEALTH DEPARTMENT		1	3	75%	4
PEDIATRIC HEALTHCARE ALLIANCE			4	100%	4
DOLPHIN POINTE HEALTH CARE LLC			4	100%	4
LEON MEDICAL CENTERS, LLC			4	100%	4
TRIDENT BIOMETRICS		3	1	25%	4
UW MEDICINE VIROLOGY LAB			4	100%	4
MARSHALL MEDICAL CENTER SOUTH LAB		3	1	25%	4
PRISMA HEALTH MIDLANDS			3	100%	3
SOFTLAB			3	100%	3
THOMAS LANGLEY			3	100%	3
FLORIDA ENDOSCOPY & SURGERY CTR LLC		3			3
TNC WALK IN CLINIC		1	2	67%	3
RED MOUNTAIN DIAGNOSTICS		3			3
NIGHT LITE PEDIATRICS CENTER		1	2	67%	3
URGENT TEAM - MUSCLE SHOALS		3			3
SSM HEALTH ST LOUIS MICROBIOLOGY LABORATORY		1	2	67%	3
ALLIANCE LABS @LRMC			3	100%	3
PPD - IXLAYER		3			3
EXETER HOSPITAL		3			3
MINUTECLINIC DIAGNOSTIC OF NEW JERSEY, LLC # 7069		3			3
REGIONAL MEDICAL LAB			3	100%	3
BAPTIST OUTPATIENT SERVICES			3	100%	3
MEDFUSION		2	1	33%	3
WINDER NURSING INC DBA WINDER HEALTH CARE		3			3
MONTANA PUBLIC HEALTH LAB			3	100%	3
NORTHWEST FLORIDA CLINICAL LAB		1	2	67%	3

COVID-19: testing by laboratory

Data through Dec 7, 2020 verified as of Dec 8, 2020 at 09:25 AM

Data in this report are provisional and subject to change.

The numbers in the table below represent the number of Florida and non-Florida residents for whom test results were received by the Department of Health. A person can be tested by more than one laboratory and can have both positive and negative results. **Therefore, the sum of the numbers in each column will be larger than the total number of people tested.**

Reporting lab	Inconclusive	Negative	Positive	Percent positive	Total
CAREWELL URGENT CARE			3	100%	3
SANDGATE GARDENS REHAB & NURSING CENTER		2	1	33%	3
UT MEMPHIS UNIVERSITY HEALTH SERVICES			3	100%	3
BRENTWOOD SENIOR LIVING AT ST PETE			3	100%	3
CARE ONE PRIMARY CARE			3	100%	3
FLORIDA CANCER SPECIALISTS & RESEARCH INSTITUTE		2	1	33%	3
AVANTE INVERNESS		1	2	67%	3
QUATRACOR PLLC		3			3
KENILWORTH CARE & REHABILITATION CENTER			3	100%	3
MARION COUNTY FIRE RESCUE		3			3
ADVENT HEALTH - WESTCHASE ER			3	100%	3
IOWA DEPARTMENT OF PUBLIC HEALTH			3	100%	3
DACH MAIN LAB			3	100%	3
ELITE PRIMARY CARE OF WAYCROSS			3	100%	3
MUNSON MEDICAL CENTER			3	100%	3
BAPTIST PRIMARY CARE, INC.		2	1	33%	3
ILLINOIS DEPARTMENT OF PUBLIC HEALTH			3	100%	3
LCS SANDHILL COVE LLC DBA		3			3
EAST HILL MEDICAL GROUP		2	1	33%	3
BIG BEND HOSPICE INC		3			3
FLORENCE - HUNTSVILLE HOSPITAL URGENT CARE		2	1	33%	3
DEACONESS HOSPITAL			3	100%	3
FLORIDA MENTOR-POINT WEST CLUSTER		3			3
COMMUNITY MEDICAL AND DENTAL CARE INC		3			3
FLORIDA DEPARTMENT OF HEALTH IN MIAMI DADE COUNTY		2	1	33%	3
CORTLAND REGIONAL MEDICAL CENTER		3			3
MEDICAL CENTER ENTERPRISE			3	100%	3
NOVANT HEALTH PRESBYTERIAN		2	1	33%	3
PACIFICA SENIOR LIVING OCALA		3			3
PBC PREMIER FAMILY HEALTH			3	100%	3
Nashville Central Laboratory		3			3
LOYOLA UNIVERSITY MEDICAL CENTER LABORATORY			3	100%	3
PATIENT FIRST - ALLENTOWN			3	100%	3
HILLVIEW LABORATORY			3	100%	3
ORLANDO REGIONAL HEALTH SERVICES		1	2	67%	3
NORTH BROWARD HOSPITAL DISTRICT HEALTHCARE FOR THE HOMELESS			3	100%	3
FLORIDA HEALTH CARE PLANS STIRLING CENTER			3	100%	3
MINUTECLINIC DIAGNOSTIC OF NORTH CAROLINA, PC		2	1	33%	3
SPRING LAKE REHABILITATION CENTER			3	100%	3
THONOTOSASSA COMMUNITY HEALTH CENTER			3	100%	3
ADRIANA M CASTRO MD PA		3			3
TRUE HEALTH - LAKE UNDERHILL		3			3
PRORENATA LABS		1	2	67%	3
PM PEDIATRICS OF BAYSIDE PLLC		3			3
LEWIS COUNTY MANOR		3			3
PRIMECARE		2	1	33%	3

COVID-19: testing by laboratory

Data through Dec 7, 2020 verified as of Dec 8, 2020 at 09:25 AM

Data in this report are provisional and subject to change.

The numbers in the table below represent the number of Florida and non-Florida residents for whom test results were received by the Department of Health. A person can be tested by more than one laboratory and can have both positive and negative results. **Therefore, the sum of the numbers in each column will be larger than the total number of people tested.**

Reporting lab	Inconclusive	Negative	Positive	Percent positive	Total
CAMPAZZI CONCIERGE MEDICAL SERVICES		2	1	33%	3
VELOCITY CARE			3	100%	3
NORTH BEACH REHABILITATION CENTER		2	1	33%	3
BEEBE MEDICAL CENTER LABORATORY		3			3
PEDIATRICS BY THE SEA JOG RD OFFICE			3	100%	3
GARDENS HEALTH NH LLC		3			3
NORTH NAPLES HOSPITAL RESPIRATORY THERAPY DEPARTMENT			3	100%	3
LEE MEMORIAL HEALTH SYSTEM		2	1	33%	3
TUFTS MEDICAL CENTER			3	100%	3
IGENEX INC		3			3
VIRGINIA DIVISION OF CONSOLIDATED LABORATORIES			3	100%	3
SEMINOLE FAMILY HEALTH CENTER		3			3
MADISON COUNTY HEALTH DEPARTMENT		3			3
FLORIDA MEDICAL CLINIC IM MLK		3			3
MINUTECLINIC, LLC #05038		3			3
CITIZENS BAPTIST MEDICAL CENTERS LAB		3			3
AVANTE AT MT DORA		1	2	67%	3
UNC HOSPITAL/MCLENDON CLINICAL LABORATORIES			3	100%	3
HAWTHORNE INN OF LAKE LAND		3			3
ADVENT HEALTH - TIMBERRIDGE ER		2	1	33%	3
VAIL VALLEY MEDICAL CENTER			3	100%	3
MEDEXPRESS URGENT CARE - WILLIAMSPORT		3			3
CHARLOTTE CHD PORT CHARLOTTE		2	1	33%	3
MIDDLETOWN MEDICAL P C			3	100%	3
FAMILY MEDICINE AT HUNTERS CREEK		3			3
LEXINGTON MEDICAL CENTER		1	2	67%	3
ASSOCIATES MD CYPRESS CREEK			3	100%	3
COURTYARD GARDENS OF JUPITER		3			3
CTRS			3	100%	3
JOSEF SCHENKER MD PC		3			3
WESLEY CHAPEL INTERNAL MEDICINE AND PEDIATRICS			3	100%	3
MCR HEALTH LAWTON CHILES ADMINISTRATION STE A		1	2	67%	3
MEDICAL UNIVERSITY SC HOSPITAL			3	100%	3
LEE CONVENIENT CARE AT SUMMERLIN			3	100%	3
SCIENTIFIC LABORATORY DIVISION			3	100%	3
NORTHEAST ALABAMA REGIONAL MEDICAL CENTER		2	1	33%	3
ALLIANCE FOR MULTISPECIALTY RESEARCH		3			3
SEA LEVEL LABS			3	100%	3
CARESPOT-WELLINGTON			3	100%	3
RHEA MEDICAL CENTER		3			3
INTERNAL MEDICINE LIPID AND WELLNESS PRACTICE			3	100%	3
ACCESS HEALTH CARE		2	1	33%	3
CENTRAL DUPAGE HOSPITAL			3	100%	3
VIBRANT AMERICA		3			3
MAYO		1	2	67%	3
OPENTRONS PRL		2	1	33%	3

COVID-19: testing by laboratory

Data through Dec 7, 2020 verified as of Dec 8, 2020 at 09:25 AM

Data in this report are provisional and subject to change.

The numbers in the table below represent the number of Florida and non-Florida residents for whom test results were received by the Department of Health. A person can be tested by more than one laboratory and can have both positive and negative results. **Therefore, the sum of the numbers in each column will be larger than the total number of people tested.**

Reporting lab	Inconclusive	Negative	Positive	Percent positive	Total
CGH MEDICAL CENTER			3	100%	3
PINELLAS PARK HEALTH CENTER - PINELLAS CHD		1	2	67%	3
KEY WEST URGENT CARE, INC		3			3
FAMILY MEDICINE AT WATERMAN		3			3
VIERA PEDIATRICS			3	100%	3
FLORIDA MENTOR		3			3
RELIANT ACUTE CARE			3	100%	3
VIDANT MEDICAL CENTER			3	100%	3
PUBLIC HEALTH TRUST OF MIAMI DADE COUNTY			3	100%	3
NCHMD INC			3	100%	3
UCF STUDENT HEALTH SERVICES LABORATORY			3	100%	3
BIRMINGHAM VAMC		1	2	67%	3
US SPECIALTY LABS			3	100%	3
MD NOW URGENT CARE - DELRAY WEST			3	100%	3
ST BARNABAS HOSPITAL		3			3
BRADENTON PHYSICIAN MEDICAL CENTER			3	100%	3
VICAR'S LANDING NURSING HOME		2	1	33%	3
ABSOLUTE HEALTH		3			3
MEDEXPRESS URGENT CARE - MONROE		3			3
DANIEL M LIBBY MD PLLC		3			3
HELIX LW UC		1	2	67%	3
LAFAYETTE NURSING AND REHAB			3	100%	3
ASPEN VALLEY HOSPITAL			3	100%	3
DEPARTMENT OF PATHOLOGY ROME MEMORIAL		3			3
UNILAB OF DADE INC			3	100%	3
BAPTIST HEALTH MEDICAL CENTER			3	100%	3
WEST COAST FAMILY MEDICAL CARE			3	100%	3
CALHOUN COUNTY HEALTH DEPT		2	1	33%	3
MANORCARE NURSING & REHABILITATION CENTER-NAPLES		3			3
UNIVERSITY OF MIAMI MILLER SCHOOL OF MEDICINE			3	100%	3
PHYSICIANS IMMEDIATE CARE ELGIN			3	100%	3
CULLMAN REGIONAL URGENT CARE		2	1	33%	3
REGENCY OAKS HEALTH CENTER		3			3
XPRESS URGENT CARE LLC		3			3
CONSULATE HEATH CARE AT WEST ALTAMONTE			3	100%	3
WINDSOR OF LAKEWOOD RANCH,THE		3			3
SOUTHERN OCEAN MEDICAL CENTER		3			3
GARCIA MORALES NELSON			3	100%	3
GROVES CENTER			3	100%	3
FLORIDA CLINICAL LABORATORY - BIOREFERENCE LABORATORIES		2	1	33%	3
PUTNAM HOSPITAL CENTER LABORATORY		3			3
SUNSHINE ASSISTED LIVING		3			3
CARE ATC - CITY OF BOYNTON BEACH			3	100%	3
TENDER CARE ALF		3			3
Bardmoor Oaks Healthcare and Rehabilitation Center		3			3
VIERA HOSPITAL, INC			3	100%	3

COVID-19: testing by laboratory

Data through Dec 7, 2020 verified as of Dec 8, 2020 at 09:25 AM

Data in this report are provisional and subject to change.

The numbers in the table below represent the number of Florida and non-Florida residents for whom test results were received by the Department of Health. A person can be tested by more than one laboratory and can have both positive and negative results. **Therefore, the sum of the numbers in each column will be larger than the total number of people tested.**

Reporting lab	Inconclusive	Negative	Positive	Percent positive	Total
PATHOLOGY REFERENCE LAB LLC			3	100%	3
INDIANA STATE DEPARTMENT OF HEALTH		1	2	67%	3
REELFOOT FAMILY WALK IN CLINIC		2	1	33%	3
BETTERMED URGENT CARE			3	100%	3
GONZALEZ MD AND ASWAD MD HEALTH SERVICES			3	100%	3
NORTHERN LIGHT LABORATORY		1	2	67%	3
HELIX MEDICAL CENTERS		1	2	67%	3
BLOCK NATION CHASE		3			3
NEWSTAR MEDICAL LABORATORIES		3			3
NOVADX		2	1	33%	3
MEDICAL CENTER AFFILIATES WEST PALM			3	100%	3
SANFORD MOBILE LAB			3	100%	3
MED LABS DIAGNOSTICS		3			3
URGENT CARE AT LONGWOOD			3	100%	3
MEDIC INFUSION PA		3			3
WRIGHTS HEALTH CARE AND REHABILITATION CENTER		3			3
DICKSON MEDICAL ASSOCIATES PC PATH LAB		3			3
URGENT DOC - URGENT CARE CLINIC			3	100%	3
BETH ISRAEL MEDICAL CENTER LABS		3			3
WATSON THERAPEUTICS		1	2	67%	3
KISSIMMEE URGENT CARE		3			3
VILLAGES HEALTH, THE		3			3
CONSOLIDATED LABORATORY SERVICES			3	100%	3
BELLIN HEALTH LAB		1	2	67%	3
MPG JACKSONVILLE ATLANTIC BLVD		1	2	67%	3
KETTERING HEALTH			3	100%	3
PANCARE HEALTH - WEWA ELEMENTARY			3	100%	3
NORTH SHORE HEMATOLOGY-ONCOLOGY ASSOCIATES, PC		3			3
TIFTON CARECONNECT URGENT CARE			3	100%	3
TERENCE B MITCHELL MD, INC			3	100%	3
CORTLAND COUNTY HEALTH DEPARTMENT		3			3
MARSHFIELD LABORATORIES			3	100%	3
PRIMARY CARE MEDICINE		2	1	33%	3
LAKELAND HILLS CENTER		1	2	67%	3
ALABAMA DEPARTMENT OF PUBLIC HEALTH		1	2	67%	3
GRACE WELLNESS CENTER		2	1	33%	3
ST LUKES HOSPITAL LABORATORY		2	1	33%	3
GREATER MOBILE URGENT CARE - SPRINGHILL			3	100%	3
MONTANA DEPARTMENT OF PUBLIC HEALTH & HUMAN SERVICES			3	100%	3
UNITY HEALTH AND REHABILITATION CENTER			3	100%	3
HEALTHCARE NETWORK OF SOUTHWEST FLORIDA			3	100%	3
ASHTON PLACE		3			3
PARRISH MEDICAL CENTER-WAIVED TESTING		3			3
ADVENTHEALTH MEDICAL GROUP PEDIATRIC & ADOLESCENT		3			3
SJH			3	100%	3
NORTH SHORE HOSP. INFECTION CONTROL			3	100%	3

COVID-19: testing by laboratory

Data through Dec 7, 2020 verified as of Dec 8, 2020 at 09:25 AM

Data in this report are provisional and subject to change.

The numbers in the table below represent the number of Florida and non-Florida residents for whom test results were received by the Department of Health. A person can be tested by more than one laboratory and can have both positive and negative results. **Therefore, the sum of the numbers in each column will be larger than the total number of people tested.**

Reporting lab	Inconclusive	Negative	Positive	Percent positive	Total
Jupiter Medical Center Pavilion		2	1	33%	3
ARDEN COURTS OF TAMPA		3			3
ANN STORCK CENTER INC		3			3
Sunrise Health and Rehabilitation Center			3	100%	3
TARPON SPRINGS PEDIATRICS, LLC			3	100%	3
PREMIER FAMILY AND SPORTS MEDICINE		2	1	33%	3
LAHEY CLINIC MEDICAL CENTER			3	100%	3
GREENLEAF ALF		3			3
WATSON THERAPEUTICS INC			3	100%	3
SENIOR HOME CARE INC		3			3
WILLIAM A HINTON STATE LABORATORY INSTITUTE		1	2	67%	3
MOULTRIE CREEK NURSING AND REHAB			3	100%	3
SIGNATURE CARE PFLUGERVILLE			3	100%	3
ONslow MEMORIAL HOSPITAL LABORATORY		3			3
BENSONHURST URGENT CARE		3			3
PALMS WEST HOSPITAL			3	100%	3
TAMPA		1	2	67%	3
SENTARA NORFOLK GENERAL HOSPITAL CENTRAL LAB			3	100%	3
Bainbridge Health and Rehab		3			3
BAY BREEZE HEALTH AND REHABILITATION CENTER		3			3
THE LODGE AND REHABILITATION CENTER		3			3
FLORIDA MEDICAL CL ODOM TPA			3	100%	3
PR HEALTH			3	100%	3
FLORIDA LABORATORY ANALYSIS, LLC			3	100%	3
MEDEXPRESS URGENT CARE - SEMINOLE SQUA		3			3
CVS MINUTE CLINIC, LLC #22		2	1	33%	3
CROSSVILLE MEDICAL GROUP		1	2	67%	3
YORK HOSPITAL - LABORATORY			3	100%	3
JOHN T MATHER MEMORIAL HOSPITAL LABORATORY		3			3
MEDEXPRESS URGENT CARE - MAPLE DRIVE		3			3
GYN PATH SERVICES			3	100%	3
MARYLAND STATE DEPT OF HEALTH	2		1	33%	3
MEDICAL CENTER OF THE ROCKIES			3	100%	3
ADVENTHEALTH MEDICAL GROUP PEDIATRICS AT		2	1	33%	3
GRAND VILLA OF ALTAMONTE SPRINGS			3	100%	3
MEDEXPRESS URGENT CARE- MARYLAND		3			3
NORTHSIDE HOSPITAL		2	1	33%	3
COVENANT PEDIATRICS		1	2	67%	3
BOROPARK URGENT CARE		3			3
SONATA BOYNTON BEACH		2	1	33%	3
TARRANT COUNTY PUBLIC HEALTH		3			3
THE CLINIC OF PEDIATRICS & GI MEDICINE, INC			3	100%	3
NYC PUBLIC HEALTH LABS			3	100%	3
Fouraker Hills Rehab and Nursing			3	100%	3
ACE BIOMEDICAL LABS LLC			3	100%	3
CARL R DARNALL ARMY MEDICAL CENTER			3	100%	3

COVID-19: testing by laboratory

Data through Dec 7, 2020 verified as of Dec 8, 2020 at 09:25 AM

Data in this report are provisional and subject to change.

The numbers in the table below represent the number of Florida and non-Florida residents for whom test results were received by the Department of Health. A person can be tested by more than one laboratory and can have both positive and negative results. **Therefore, the sum of the numbers in each column will be larger than the total number of people tested.**

Reporting lab	Inconclusive	Negative	Positive	Percent positive	Total
URGENT CARE - OCONEE		2	1	33%	3
JACKSON SOUTH COMMUNITY HOSPITAL LAB			3	100%	3
LA MER NH LLC			3	100%	3
BARONESS ERLANGER HOSPITAL		3			3
TERRACE OF ST CLOUD, THE		2	1	33%	3
State Lab Unspecifd			3	100%	3
WEISS PEDIATRIC CARE LLC		3			3
ERIE COUNTY PUBLIC HEALTH CLINICAL		3			3
SURETOX LABORATORY LLC		2	1	33%	3
ST VINCENT'S ST CLAIR		2	1	33%	3
MIZELL MEMORIAL HOSPITAL			3	100%	3
MID FLORIDA CLINICAL LABORATORY		2	1	33%	3
ADVENTIST HEALTH SYSTEM FLORIDA DEPT OF HEALTH		2	1	33%	3
PALM BEACH CDH - DELRAY BEACH			3	100%	3
JOSEF SCHENKER MD PC DBA CENTERS URGENT		2	1	33%	3
MINUTECLINIC DIAGNOSTIC OF OHIO #6192		2			2
ADVOCATE SHERMAN HOSPITAL			2	100%	2
URGENT CARE & FAMILY PRACTICE CENTER			2	100%	2
Lakeside Oaks Care Center			2	100%	2
SUNNYSIDE MANOR		2			2
SOUTH CAMPUS FACILITY INC		2			2
FLORIDA KEYS PED & ADOLES CTR			2	100%	2
MINUTECLINIC DIAGNOSTIC OF TEXAS		2			2
RIO PINAR HEALTH CARE			2	100%	2
MEMORIAL HERMANN CONSOLIDATED LABORATORY SERVICES			2	100%	2
PINARD HOME HEALTH SERVICES INC			2	100%	2
OHIO DEPARTMENT OF HEALTH			2	100%	2
GULF COAST PEDIATRICS OF SARASOTA PA		1	1	50%	2
EXPRESSCARE URGENT CARE CENTER			2	100%	2
MAILBOX DIAGNOSTICS		1	1	50%	2
ADVICE FOR OPTIMAL WELLNESS, INC			2	100%	2
WYOMING DEPT OF HEALTH			2	100%	2
CRESTVIEW IMMEDIATE CARE LL			2	100%	2
BAYLOR COLLEGE OF MEDICINE			2	100%	2
RAPID CITY RUGENT CARE			2	100%	2
COVANCE			2	100%	2
Alden Des Plaines			2	100%	2
MEDICAL CENTER LABORATORY			2	100%	2
MEDEXPRESS - BLOOMIN BRANDS		1	1	50%	2
CDRX INFUSION			2	100%	2
MINUTE CLINIC LLC #5706		1	1	50%	2
SunTerrace Health Care Center		2			2
PALM MEDICAL CENTER - PLANT CITY		2			2
DEKALB MEDICAL CENTER LABORATORY			2	100%	2
DEPARTMENT OF HEALTH AND HUMAN SERVICES DIVISION OF BEHAVIORAL HEALTH		1	1	50%	2
ST. MARY'S MEDICAL CENTER EVANSVILLE, INC			2	100%	2

COVID-19: testing by laboratory

Data through Dec 7, 2020 verified as of Dec 8, 2020 at 09:25 AM

Data in this report are provisional and subject to change.

The numbers in the table below represent the number of Florida and non-Florida residents for whom test results were received by the Department of Health. A person can be tested by more than one laboratory and can have both positive and negative results. **Therefore, the sum of the numbers in each column will be larger than the total number of people tested.**

Reporting lab	Inconclusive	Negative	Positive	Percent positive	Total
ST. JOSEPH REGIONAL MEDICAL CENTER			2	100%	2
University Center East			2	100%	2
UNIVERSITY HOSPITAL OF BROOKLYN		2			2
BIOHEALTH MEDICAL LAB INC			2	100%	2
NOVA SOUTHEASTERN UNIVERSITY - STUDENT MEDICAL CTR			2	100%	2
ADVANCED MEDICAL CARE			2	100%	2
ORLANDO ORTHOPAEDIC OUTPATIENT SURGERY CENTER			2	100%	2
CHAPPEL GROUP RESEARCH, THE		2			2
FLORIDA HOSPITAL LABORATORIES		2			2
ROSS MEDICAL GROUP			2	100%	2
SPRINGS MEDICAL LAB		1	1	50%	2
THE VILLAGES HEALTH			2	100%	2
ALOHA HOME CARE LLC DBA ACCENTCARE HOME HEALTH OF		2			2
KINDRED HOSPITAL CENTRAL TAMPA BLOOD GAS		2			2
MINUTECLINIC DIAGNOSTIC OF PA LLC		2			2
LEESBURG COMMUNITY HEALTH CENTERS			2	100%	2
TIEHH BIOTERRORISM RESPONSE LAB			2	100%	2
PREMIER LABORATORY SERVICES, LLC			2	100%	2
MEDEXPRESS URGENT CARE - BLUEFIELD		1	1	50%	2
Parkridge Specialty Care		2			2
SKIPPACK MEDICAL LAB			2	100%	2
CLINICA HISPANIA			2	100%	2
JOHNSON CITY MEDICAL CENTER		1	1	50%	2
MADISON HOSPITAL LABORATORY			2	100%	2
YORKVILLE PEDIATRIC URGENT CARE		2			2
MEDICINE SHOPPE #1306 THE		1	1	50%	2
COMMONS AT ORLANDO LUTHERAN TOWERS SNF			2	100%	2
DOTHAN WEST FAMILY MEDICINE		1	1	50%	2
FELICIDAD MEDICAL CENTER INC			2	100%	2
UT AUSTIN UNIVERSITY HEALTH SERVICES			2	100%	2
JRS LABORATORY			2	100%	2
87TH MEDICAL GROUP - MCGUIRE AMBULATORY CARE FACILITY		2			2
CONEMAUGH MEMORIAL MEDICAL CENTER		2			2
Fort Gaines Health and Rehab		2			2
FLORIDA MEDICAL CENTER OF CLEARWATER		2			2
TENNESSEE DEPARTMENT OF HEALTH (TDH) - REGIONAL LABORATORY			2	100%	2
ADVANCED URGENT CARE LLC			2	100%	2
PruittHealth Lakehaven		2			2
BROOKDALE ORANGE PARK		2			2
SMOKY MOUNTAIN URGENT CARE AND FAMILY MEDICINE CENTER			2	100%	2
SCIENTIFIC LABORATORY COMPANY		2			2
CALIFORNIA DEPARTMENT OF PUBLIC HEALTH			2	100%	2
BETHPAGE EXTENDED HOURS CENTER		2			2
MID-FLORIDA HEMATOLOGY AND ONCOLOGY CENTERS		2			2
YOUTH AND YOU, INC		2			2
MAGNOLIA ADULT, LLC			2	100%	2

COVID-19: testing by laboratory

Data through Dec 7, 2020 verified as of Dec 8, 2020 at 09:25 AM

Data in this report are provisional and subject to change.

The numbers in the table below represent the number of Florida and non-Florida residents for whom test results were received by the Department of Health. A person can be tested by more than one laboratory and can have both positive and negative results. **Therefore, the sum of the numbers in each column will be larger than the total number of people tested.**

Reporting lab	Inconclusive	Negative	Positive	Percent positive	Total
AVALON PARK RETIREMENT RESIDENCE		2			2
DALLAS MEDICAL CENTER			2	100%	2
PM PEDIATRICS OF BAYSIDE PLLC - HOPEWELL JUNCTION		2			2
SYLVAN NURSING			2	100%	2
PUBLIC HEALTH LABORATORY	1		1	50%	2
FLORIDA CLINICAL LABORATORY INC			2	100%	2
LIFE CARE HOME HEALTH SERVICES LLC			2	100%	2
SWEETWATER NURSING CENTER		2			2
CUMBERLAND MEDICAL CENTER INC		2			2
BNC Medical Investors, LLC Berrien Nursing & Rehabilitation Center		2			2
Avanti Wellness and Rehab			2	100%	2
MONTEFIORE MEDICAL CENTER LABS MONTEFIORE		1	1	50%	2
PROPATH			2	100%	2
ST VINCENTS AMBULATORY CARE INC DBA			2	100%	2
MD NOW URGENT CARE CENTER INC.			2	100%	2
NEBRASKA MEDICAL CENTER			2	100%	2
PEACEHEALTH CENTRAL		2			2
JULIE STAATS DO		2			2
SCDHEC BUREAU OF LABORATORIES			2	100%	2
ADVENTHEALTH EXPRESS CARE AT WALGREENS			2	100%	2
RUSSELL MEDICAL CENTER		2			2
MICHIGAN HEALTH CLINIC LABORATORIES		1	1	50%	2
ATLAS GENOMICS			2	100%	2
TRINITAS REGIONAL MEDICAL CENTER		1	1	50%	2
Life Care Center of Citrus County		2			2
OKLAHOMA STATE DEPARTMENT OF HEALTH-PUBLIC HEALTH LABORATORY			2	100%	2
CITRUS PARK			2	100%	2
LEGACY LABORATORY SERVICES			2	100%	2
STEBEN COUNTY PUBLIC HEALTH		2			2
REMISE OCCUPATIONAL HEALTH SOLUTIONS INC			2	100%	2
CRUC CMCH-COVID-19		2			2
ORANGE COUNTY HEALTH DEPARTMENT		1	1	50%	2
LIGHTHOUSE PEDIATRICS OF NAPLES		1	1	50%	2
DOCTORS HOSPITAL RENAISSANCE			2	100%	2
WISE HEALTH SYSTEM		1	1	50%	2
VIRGINIA DEPT OF HEALTH OFFICE OF EPIDEMIOLOGY			2	100%	2
COVID PROCESSING SITE			2	100%	2
Cleveland Clinic Weston			2	100%	2
FLORIDA DEPARTMENT OF HEALTH WASHINGTON COUNTY		1	1	50%	2
MEDEXPRESS URGENT CARE - TIMBERLAKE		2			2
COLLIER BLVD HMA PHYSICIAN MANAGEMENT,, LLC			2	100%	2
ARLINGTON DIALYSIS CENTER LLC		2			2
FAMILY HEALTH CENTER			2	100%	2
PIEDMONT HOSPITAL LAB			2	100%	2
LODGE HEALTH AND REHABILITATION CENTER, THE		2			2
PTC LABORATORIES			2	100%	2

COVID-19: testing by laboratory

Data through Dec 7, 2020 verified as of Dec 8, 2020 at 09:25 AM

Data in this report are provisional and subject to change.

The numbers in the table below represent the number of Florida and non-Florida residents for whom test results were received by the Department of Health. A person can be tested by more than one laboratory and can have both positive and negative results. **Therefore, the sum of the numbers in each column will be larger than the total number of people tested.**

Reporting lab	Inconclusive	Negative	Positive	Percent positive	Total
MERCY HEALTH LAB		1	1	50%	2
CELEBRATION PEDIATRICS			2	100%	2
SPARROW CENTRAL LAB			2	100%	2
SOUTH DAKOTA DEPARTMENT OF HEALTH		2			2
Enterprise Health and Rehabilitation Center		2			2
HOSPICE OF THE TREASURE COAST		1	1	50%	2
BRANDYWYNE HEALTH CARE CENTER			2	100%	2
LIFT HEALTH		2			2
EAST NAPLES PEDIATRICS			2	100%	2
ADVANCED PEDIATRICS			2	100%	2
JUPITER MEDICAL CENTER URGENT CENTER			2	100%	2
ARKANSAS DEPARTMENT OF HEALTH			2	100%	2
VIGILINT HEALTHCARE		1	1	50%	2
SUNCOAST BLOOD BANK			2	100%	2
UC CORAL GABLES			2	100%	2
MEDSTAR HARBOR HOSPITAL			2	100%	2
APOLLO SURGERY CENTER			2	100%	2
SIGNATURE HEALTHCARE OF MIDDLEBURG		2			2
PBSO WEST PALM FAMILY PRACTICE			2	100%	2
SOUTHWEST ORLANDO FAMILY MEDICINE, PL			2	100%	2
INNOVATIVE COVID-DIVERSEY			2	100%	2
VERILY LAB		2			2
SUMNER REGIONAL MEDICAL CENTER		2			2
MACCLENNY NURSING AND REHAB			2	100%	2
WHOLE CHILD PEDIATRICS			2	100%	2
OURMED		2			2
DELAWARE DIAGNOSTICS LABS			2	100%	2
Gulf Shore Care Center			2	100%	2
BERGEN COUNTY SURGICAL AND ENDOSCOPY CENTER		2			2
MEDEXPRESS URGENT CARE - MARKHAM STREE		2			2
IN AND OUT URGENT CARE			2	100%	2
NLC LABS			2	100%	2
UTMB PATHOLOGY CLINICAL SERVICES LABORATORY			2	100%	2
FLORIDA MEDICAL CLINIC RADIOLOGY DALE MABRY		2			2
BFT LAB			2	100%	2
DISCOVERY VILLAGE AT THE FORUM		2			2
IMA MEDICAL CENTER		2			2
Church Creek SNF			2	100%	2
FLORIDA MEDICAL CLINIC -INTERNAL MED DADE CITY			2	100%	2
MINUTECLINIC DIAGNOSTIC OF TEXAS, LLC		2			2
SUNSHINE URGENT CARE LLC			2	100%	2
BROOKDALE FORT MYERS THE COLONY		2			2
CARE 365			2	100%	2
BRITO MEDICAL CENTER			2	100%	2
MINUTECLINIC, LLC #05814		2			2
Lakeview Village		2			2

COVID-19: testing by laboratory

Data through Dec 7, 2020 verified as of Dec 8, 2020 at 09:25 AM

Data in this report are provisional and subject to change.

The numbers in the table below represent the number of Florida and non-Florida residents for whom test results were received by the Department of Health. A person can be tested by more than one laboratory and can have both positive and negative results. **Therefore, the sum of the numbers in each column will be larger than the total number of people tested.**

Reporting lab	Inconclusive	Negative	Positive	Percent positive	Total
COASTAL MEDICAL LAB			2	100%	2
GRAND VILLA OF MELBOURNE			2	100%	2
CAPITAL HEALTH LABORATORY INC			2	100%	2
RAINY LAKE MEDICAL CENTER			2	100%	2
HEART OF FLORIDA HEALTH CENTER INC			2	100%	2
ADVENTHEALTH CAR CENTER APOPKA			2	100%	2
INTERNAL MEDICINE ASSOCIATES-DUNELLON			2	100%	2
NCHD		1	1	50%	2
MEMORIAL HERMANN			2	100%	2
VILLA HEALTH NH LLC			2	100%	2
NEW YORK STATE DEPARTMENT OF HEALTH		1	1	50%	2
TRICORE REFERENCE LABORATORY		1	1	50%	2
ROPER HOSPITAL			2	100%	2
MINUTECLINIC DIAGNOSTIC OF NORTH CAROLINA PC #7054		2			2
ALVERNO CLINICAL LABORATORIES			2	100%	2
MC DIAGNOSTIC OF CONNECTICUT PC #459		2			2
GEISINGER MEDICAL CENTER		2			2
DEPT OF HEALTH			2	100%	2
CELEBRATION PEDIATRICS PA			2	100%	2
DMC UNIVERSITY LABORATORIES		1	1	50%	2
RIVERWOOD CENTER,THE			2	100%	2
RELIANT IMMUNE DIAGNOSTICS			2	100%	2
CVS MINUTE CLINIC DIAG OF IND LLC #5206		1	1	50%	2
SOUTHSIDE FAMILY MEDICAL		2			2
VALLEY BAPTIST MEDICAL CENTER: BROWNSVILLE			2	100%	2
MARCO ISLAND HOSPITAL INC D/B/A		1	1	50%	2
JACKSON LABORATORY OF GENOMIC MEDICINE		2			2
ALAN A SMITH MD LLC		2			2
SINAI PLAZA NURSING AND REHAB CENTER			2	100%	2
CEDARS-SINAI MEDICAL CENTER			2	100%	2
PLASMA MED RESEARCH DBA		2			2
COMPREHENSIVE CLINICAL RESEARCH, LLC			2	100%	2
EASTLAKE MEDICAL CENTER		2			2
HOME ACCESS HEALTH			2	100%	2
ADVENTHEALTH EAST ORLANDO EMPLOYEE CLINIC		2			2
GINKGO-IXLAYER		2			2
CROSSROADS			2	100%	2
Okeechobee Health Care Facility		2			2
CARESPOT EXPRESS HEALTHCARE			2	100%	2
REHABILITATION CENTER AT JUPITER GARDENS		2			2
SARASOTA MEMORIAL MEDICAL URGENT CARE CENTER			2	100%	2
CPL LABS			2	100%	2
MAWD PATHOLOGY GROUP			2	100%	2
STUDENT HEALTH SERVICES			2	100%	2
PALM CITY NURSING AND REHAB CENTER			2	100%	2
MEMORIAL SLOAN KETTERING CANCER CENTER		1	1	50%	2

COVID-19: testing by laboratory

Data through Dec 7, 2020 verified as of Dec 8, 2020 at 09:25 AM

Data in this report are provisional and subject to change.

The numbers in the table below represent the number of Florida and non-Florida residents for whom test results were received by the Department of Health. A person can be tested by more than one laboratory and can have both positive and negative results. **Therefore, the sum of the numbers in each column will be larger than the total number of people tested.**

Reporting lab	Inconclusive	Negative	Positive	Percent positive	Total
NATIONAL JEWISH HEALTH			2	100%	2
AMERICAN MEDICAL LABORATORIES			2	100%	2
CLEVELAND CLINIC IMAGING			2	100%	2
PREMIER MEDICAL LABORATORY			2	100%	2
MICHELLE S PAGE MD PA		2			2
GULF COAST REGIONAL MEDICAL CARE		2			2
MOBIL LAB FOR ALL INC		2			2
SPRING HILL REGIONAL HOSPITAL			2	100%	2
NEW BRIDGE MEDICAL CENTER		2			2
VAULT HEALTH			2	100%	2
CORNERSTONE MEDICAL CARE OF BRANDON		2			2
INTEGRITY CLINICAL RESEARCH CENTER INC		1	1	50%	2
ORLANDO FAMILY MEDICAL INC		2			2
WALGREENS #05477		2			2
VALDOSTA FAMILY MEDICINE			2	100%	2
ELMHURST MEMORIAL HOSPITAL			2	100%	2
Broadview Multi-Care Center		2			2
FL DEPT OF HEALTH MARION COUNTY MOBILE HEALTH UNIT			2	100%	2
ENTRUST IMMEDIATE CARE			2	100%	2
PEPIN ACADEMIES-PASCO		2			2
NEMOURS CHILDREN'S PRIMARY CARE THE VILLAGES		2			2
BAY COUNTY HEALTH DEPARTMENT		2			2
DRR JMC URGENT CARE DONALD ROSS			2	100%	2
LAB CORP OF AMER SAN DIEGO			2	100%	2
THE CLUB AT BOYNTON BEACH, LLC			2	100%	2
NORTHWELL HEALTH			2	100%	2
BAPTIST HEALTHCARE - LAKEVIEW CENTER INC		2			2
CVS MINUTE CLINIC DIAGNOSTIC OF TEXAS LLC		2			2
HCR MANOR CARE SERVICES OF FLORIDA III INC		2			2
LUTHERAN HAVEN ASSISTED LIVING		2			2
JEFFERSON WASHINGTON TOWNSHIP HOSPITAL		2			2
MINUTE CLINIC DIAGNOSTIC OF PENNSYLVANIA		2			2
ASCENSION ST VINCENT'S RIVERSIDE			2	100%	2
MINUTECLINIC DIAGNOSTIC OF VIRGINIA, LLC #1656		2			2
FAMILY CARE PARTNERS URGENT CARE LLC		1	1	50%	2
MEDEXPRESS URGENT CARE - PRINCETON		2			2
SANFORD REGIONAL HOSPITAL WORTHINGTON		2			2
CENTERPLACE HEALTH, INC			2	100%	2
MINUTECLINIC DIAGNOSTIC OF TEXAS, LLC #7435		2			2
Workmens Circle Multicare Center		2			2
TRUE HEALTH INC			2	100%	2
BENTON PEDIATRICS		2			2
GOLDSTEIN			2	100%	2
PUTNAM COUNTY EMERGENCY RESCUE SERVICE		2			2
BROOKDALE SENIOR LIVING			2	100%	2
SHANDS AT LAKE SHORE LAB			2	100%	2

COVID-19: testing by laboratory

Data through Dec 7, 2020 verified as of Dec 8, 2020 at 09:25 AM

Data in this report are provisional and subject to change.

The numbers in the table below represent the number of Florida and non-Florida residents for whom test results were received by the Department of Health. A person can be tested by more than one laboratory and can have both positive and negative results. **Therefore, the sum of the numbers in each column will be larger than the total number of people tested.**

Reporting lab	Inconclusive	Negative	Positive	Percent positive	Total
LOUISIANA DEPT. OF HEALTH AND HOSPITALS-INFECTIOUS DISEASE EPI SECTION			2	100%	2
FEDERAL CORRECTIONAL INSTITUTION MARIANNA			2	100%	2
UNIVERSITY OF KANSAS MEDICAL CENTER			2	100%	2
RENAISSANCE AT THE TERRACES		2			2
FLORIDA COMMUNITY HEALTH CENTERS, INC.			2	100%	2
PEACE RIVER MEDICAL CENTER		2			2
LAKE MARY HEALTH AND REHABILITATION CENTER		1	1	50%	2
SURFSIDE URGENT CARE			2	100%	2
MEDEXPRESS URGENT CARE, JOHNSTOWN		2			2
NEW GEN LABS			2	100%	2
POMERENE HOSPITAL			2	100%	2
PRESBYTERIAN HOME		2			2
THE HOSPITAL OF PROVIDENCE EMERGENCY ROOM			2	100%	2
STEWART ST ELIZABETH MEDICAL CENTER			2	100%	2
BAYMEADOWS PRIMARY CARE		2			2
ST PETERSBURG PEDIATRICS-EAST BAY			2	100%	2
CVS MINUTE CLINIC DIAGNOSTIC OF TEXAS		2			2
MOBILE COUNTY HEALTH DEPARTMENT		1	1	50%	2
INA		1	1	50%	2
CHEROKEE COUNTY HEALTH AND REHAB CENTER		2			2
ALLIED PHYSICIANS GROUP PLLC		2			2
MINUTECLINIC, LLC #03268		2			2
THE PALMS REHABILITATION AND HEALTHCARE CENTER		2			2
ADVENTHEALTH SEBRING- INFECTION CONTROL DEPARTMENT			2	100%	2
FAMILY CARE			2	100%	2
COOK HOSPITAL AND CARE CENTER		1	1	50%	2
VENICE GREEN VILLAGE		2			2
HANOVER ENDOSCOPY CENTER		2			2
SPECTRUM HEALTH			2	100%	2
POMONA VALLEY COMMUNITY HOSPITAL			2	100%	2
FLORIDA MEDICAL CLINIC CARDIOLOGY-ZH			2	100%	2
AMERICAN SCIENTIFIC LABORATORIES LLC			2	100%	2
ROCKEFELLER UNIVERSITY CLINICAL GENOMICS LABORATOR		2			2
CARENOW URGENT CARE-DONELSON		2			2
MAGNOLIA PEDIATRICS GROUP LLC			2	100%	2
Elba Nursing and Rehabilitation Center, LLC		2			2
PARTNERS PHARMACY OF FLORIDA LLC		2			2
MEDFIRST URGENT CARE			2	100%	2
SPECTRA LABS		1	1	50%	2
MEDEXPRESS URGENT CARE - TULSA, S YALE AVE		2			2
HOUSTON HEALTH DEPARTMENT - BUREAU OF LABORATORY SERVICES			2	100%	2
WOMENS CARE FLORIDA LLC-LABORATORY		2			2
UW HOSPITAL AND CLINICS		1	1	50%	2
EMORY UNIVERSITY HOSPITAL			2	100%	2
FIRST CARE - MIDDLESBORO			2	100%	2
MEDICANA NURSING AND REHAB CENTER			2	100%	2

COVID-19: testing by laboratory

Data through Dec 7, 2020 verified as of Dec 8, 2020 at 09:25 AM

Data in this report are provisional and subject to change.

The numbers in the table below represent the number of Florida and non-Florida residents for whom test results were received by the Department of Health. A person can be tested by more than one laboratory and can have both positive and negative results. **Therefore, the sum of the numbers in each column will be larger than the total number of people tested.**

Reporting lab	Inconclusive	Negative	Positive	Percent positive	Total
NORTH DAKOTA DEPT OF HEALTH MICROBIOLOGY			2	100%	2
TALLAHASSEE MEMORIAL HEALTHCARE FAMILY MED RESIDENCY			2	100%	2
VANAYER HEALTHCARE AND REHAB CENTER		2			2
LIFE CARE CENTER OF PALM BAY		2			2
PARADIGM LABORATORIES			2	100%	2
COMMONWEALTH OF MASSACHUSETTS			2	100%	2
BERNHARDT LABORATORIES			2	100%	2
FAST PACE MEDICAL CLINIC		2			2
PALMETTO FAMILY HEALTH CENTER			2	100%	2
HAWAII DEPARTMENT OF HEALTH			2	100%	2
MINUTE CLINIC			2	100%	2
CVS MINUTE CLINIC DIAGNOSTIC OF KANSAS, PA		2			2
INSPIRA MEDICAL CENTER VINELAND LAB		2			2
CORAL REEF NURSING & REHABILITATION CENTER		2			2
MAIN STREET MEDICAL CENTERS		2			2
MORGAN STANLEY HEALTH CENTER		2			2
UNIVERSITY OF MARYLAND MEDICAL CENTER			2	100%	2
UNIVERSITY OF WASHINGTON MEDICAL CENTER (UWMC) EMERGENCY DEPT.			2	100%	2
VIRTUA MEMORIAL HOSPITAL BURLINGTON COUNTY			2	100%	2
LIFEHOPE LABS			2	100%	2
PINECREST PEDIATRICS GROUP LLC			2	100%	2
MINUTE-CLINIC DIAGNOSTIC OF VIRGINIA, LLC #2003		1	1	50%	2
COL CROSSROAD		1	1	50%	2
REGIONS HOSPITAL LABORATORY			2	100%	2
MONROE COUNTY HEALTH DEPARTMENT			2	100%	2
ROANE MEDICAL CENTER		1	1	50%	2
JOHN D. ARCHBOLD MEM. HOSPITAL			2	100%	2
PALMS, THE		2			2
Robert Cranfield			2	100%	2
CROSS CITY REHABILITATION AND HEALTH CARE CENTER		2			2
FIRST CHOICE MEDICAL PC			2	100%	2
KENTUCKY CABINET FOR HEALTH AND FAMILY SERVICES			2	100%	2
OHIO DEPARTMENT OF HEALTH LABORATORY		2			2
INSPIRIT SENIOR LIVING			2	100%	2
SUPERIOR RESIDENCES OF CLERMONT		2			2
DYNAMIC HEALTH CENTERS INC			2	100%	2
STUART LODGE LIVING LLC			2	100%	2
ALLIANCE PEDIATRICS PA			2	100%	2
ISLAND DOCTORS DAYTONA			2	100%	2
SACRED HEART HOSPITAL ON THE EMERALD			2	100%	2
WALGREENS #13605		2			2
MEDEXPRESS URGENT CARE - SUMMERSVILLE, WEBSTER RD		2			2
ADIRONDACK MEDICAL CENTER		2			2
MAIN STREET MEDICAL CENTER OF CRESTVIEW PA			2	100%	2
AVANTE AT OCALA INC			2	100%	2
MEDEXPRESS URGENT CARE HUNTINGTON		2			2

COVID-19: testing by laboratory

Data through Dec 7, 2020 verified as of Dec 8, 2020 at 09:25 AM

Data in this report are provisional and subject to change.

The numbers in the table below represent the number of Florida and non-Florida residents for whom test results were received by the Department of Health. A person can be tested by more than one laboratory and can have both positive and negative results. **Therefore, the sum of the numbers in each column will be larger than the total number of people tested.**

Reporting lab	Inconclusive	Negative	Positive	Percent positive	Total
IMIC INC RESEARCH			2	100%	2
GENETIC ASSAYS INC			2	100%	2
TERRACE AT HOBE SOUND, THE		1	1	50%	2
SHORE MEDICAL CENTER		2			2
UT PATH			2	100%	2
ALVARO J DANGOND MD PA		2			2
CULLMAN REGIONAL MEDICAL CENTER		2			2
FLORIDA PRIMARY & SPECIALTY CARE		2			2
PHYSICIANS MEDICAL CENTER		2			2
MEDEXPRESS URGENT CARE - ROBINSON TWP, STEUBENVILLE PIKE		2			2
KINGS COUNTY HOSPITAL CENTER			2	100%	2
ADVANCED URGENT CARE CENTER OF THE UPPER KEYS			2	100%	2
MEDEXPRESS URGENT CARE - SWANSEA, N ILLINOIS ST		2			2
JOHNNIE RUTH CLARKE LAB			2	100%	2
URGENT MED INC		1	1	50%	2
CHESTERFIELD HEALTHCARE GROUP, INC		2			2
CLEVELAND CLINIC FLORIDA			2	100%	2
FHPG FAMILY MEDICAL CENTER OF TAMPA BAY		1	1	50%	2
PHYSICIANS LABORATORY SERVICES			2	100%	2
THE PATHOLOGY LABORATORY		1	1	50%	2
FLORIDA HOSPITAL PHYSICIAN GROUP		1	1	50%	2
RAPID URGENT CARE - ALBANY			2	100%	2
UNIVERSITY OF MICHIGAN		2			2
IN & OUT URGENT CARE METAIRIE			2	100%	2
UNIVERSTIY OF ILLINOIS HOSPITAL			2	100%	2
UNIVERSITY OF MISSOURI HEALTH CARE			2	100%	2
POINT OF CARE PRIVATE HEALTH MANAGEMENT			2	100%	2
BMC/JACSONVILLE		1	1	50%	2
DOCTOR 4 U CLINIC			2	100%	2
MEDICAL CENTER AT OCEAN REEF,THE		2			2
NAVAL BRANCH MEDICAL CLINIC			2	100%	2
CURATIVE CARE CENTER INC			2	100%	2
Lake Charles Healthcare LLC dba Landmark Lake Charles			2	100%	2
PM PEDIATRICS OF BAYSIDE, PLLC - MANHASSET		2			2
NEMOURS CHILDREN'S URGENT CARE			2	100%	2
PULSE & REMEDY LLC			2	100%	2
ADVANCED RESEARCH FOR HEALTH IMPROVEMENT		1	1	50%	2
TELEVISIT PALM BAY FAMILY PRACTICE			2	100%	2
ADVICE FOR OPTIMAL WELLNESS			2	100%	2
WHITESANDS OUTPATIENT TREATMENT		2			2
LACORP		1	1	50%	2
Stratford Court of Palm Harbor		2			2
JUPITER INTERNAL MEDICINE AND ASSOCIATES			2	100%	2
SOUTH FLORIDA FAMILY HEALTH & RESEARCH CTR			2	100%	2
PALOS COMMUNITY HOSPITAL LABORATORY			2	100%	2
PELICAN LANDING		1	1	50%	2

COVID-19: testing by laboratory

Data through Dec 7, 2020 verified as of Dec 8, 2020 at 09:25 AM

Data in this report are provisional and subject to change.

The numbers in the table below represent the number of Florida and non-Florida residents for whom test results were received by the Department of Health. A person can be tested by more than one laboratory and can have both positive and negative results. **Therefore, the sum of the numbers in each column will be larger than the total number of people tested.**

Reporting lab	Inconclusive	Negative	Positive	Percent positive	Total
ASCENSION ST MICHAEL'S HOSPITAL LAB		1	1	50%	2
MORRISTOWN MEMORIAL HOSPITAL		2			2
AGILE URGENT CARE			2	100%	2
FLAGLER PROFESSIONAL HEALTH CAE SERVICES INC		2			2
PEDIATRICS AND ADOLESCENT MEDICINE		2			2
NATIONWIDE LABORATORY SERVICES		1	1	50%	2
CONSULATE HEALTH CARE		1	1	50%	2
Warren Center for Rehabilitation and Nursing		2			2
TGH Brandon Healthplex Laboratory			2	100%	2
ACL LABORATORIES INDUSTRIAL TOXICOLOGY			2	100%	2
ADVENTIST HINSDALE HOSPITAL LABORATORY			2	100%	2
SOUTHEAST GEORGIA HEALTH SYSTEM			2	100%	2
WISCONSIN STATE LABORATORY OF HYGIENE		1	1	50%	2
Magnolia Health and Rehab Center			2	100%	2
AUSTIN REGIONAL CLINIC MICROBIOLOGY LAB			2	100%	2
CERTIVIA LABORATORIES			2	100%	2
NAVAL MEDICAL CENTER SAN DIEGO			2	100%	2
UK HEALTHCARE			2	100%	2
CARENOW-LEBANON		1	1	50%	2
MEDEXPRESS URGENT CARE PARKERSBURG		2			2
ASHLEY PEDIATRICS			2	100%	2
PRECISION DIAGNOSTIC INC		2			2
NOT GIVEN		1	1	50%	2
JEFFERSON COUNTY HEALTH DEPARTMENT-MONTICELLO		2			2
ST. CLOUD PHARMACY AND WELLNESS CENTER		2			2
PEDIATRIC HEALTH CARE (3577)		1	1	50%	2
OUR LADY OF THE LAKE REGIONAL MEDICAL CENTER			2	100%	2
PRINCETON BMC LABORATORY		2			2
ASPIRUS RIVERVIEW HOSPITAL & CLINICS INC		1	1	50%	2
Alden Terrace of McHenry			2	100%	2
RIVERVIEW MEDICAL CLINIC		2			2
MINUTE-CLINIC DIAGNOSTIC OF VIRGINIA, LLC #794		2			2
TMH EC NORTHEAST LABORATORY			2	100%	2
GUARDANT HEALTH		2			2
ST LUKES HOSPITAL			2	100%	2
TRUE HEALTH- HOFFNER		2			2
DELCARE PA			2	100%	2
GALEN BAYLOR EXTENSION		2			2
SPECIALTY LABORATORIES			2	100%	2
CLEAR LAKE REGIONAL MEDICAL CENTER			2	100%	2
Greystone Nursing and Rehab, LLC			2	100%	2
UNITED MEMORIAL MEDICAL CENTER			2	100%	2
LAKELAND REGIONAL HEALTH		2			2
STEWART MELBOURNE HOSPITAL, INC			2	100%	2
SCIENTIA DIAGNOSTICS			2	100%	2
THE LITTLE CLINIC			2	100%	2

COVID-19: testing by laboratory

Data through Dec 7, 2020 verified as of Dec 8, 2020 at 09:25 AM

Data in this report are provisional and subject to change.

The numbers in the table below represent the number of Florida and non-Florida residents for whom test results were received by the Department of Health. A person can be tested by more than one laboratory and can have both positive and negative results. **Therefore, the sum of the numbers in each column will be larger than the total number of people tested.**

Reporting lab	Inconclusive	Negative	Positive	Percent positive	Total
AFFORDABLE PRIMARY CARE LLC		2			2
RAINBOW PEDIATRIC CENTER PA		1	1	50%	2
STARR COUNTY MEMORIAL HOSPITAL			2	100%	2
PINELLAS POINT NURSING AND REHAB			2	100%	2
NORTON IMMEDIATE CARE CENTER - PRESTON			2	100%	2
URGENT TEAM - HUNTSVILLE		2			2
ORLANDO LUTHERAN TOWERS		1	1	50%	2
CLINICAL LABORATORIES OF THE BUFFALO		2			2
ESTATES MEDICAL CENTER INC			2	100%	2
NURSING PLUS OF BROWARD LLC		1	1	50%	2
KINGS BAY PEDIATRICS LLC			2	100%	2
BAYSTATE MEDICAL CENTER		1	1	50%	2
ADVANCED PEDIATRICS OF BOCA LLC			2	100%	2
LOWELL GENERAL HOSPITAL			2	100%	2
ADVANCED RESEARCH AND DIAGNOSTIC LABORATORY UNIVERSITY OF MINNESOTA			1	100%	1
Princeton Place			1	100%	1
ORMOND BEACH URGENT CARE			1	100%	1
HAYS CLINICAL LAB			1	100%	1
SACRED HEART MEDICAL CENTER			1	100%	1
Waters of Covington		1			1
PALM WEST INTERNIST PA			1	100%	1
WHITE-WILSON MEDICAL CENTER - FORT WALTON BEACH			1	100%	1
BIOMAT USA			1	100%	1
NORDX			1	100%	1
METRO HEALTH HOSPITAL LABORATORY		1			1
POPLAR HEALTHCARE			1	100%	1
FAIRFIELD MEDICAL CENTER			1	100%	1
HEALGEN SCIENTIFIC			1	100%	1
WOODLAND TOWERS			1	100%	1
APS-SUMMIT CARE PHARMACY, LLC DBA OMNICARE		1			1
COLONIAL MEDICAL CENTER-EAST ORLANDO			1	100%	1
CFHC - FROSTPROOF			1	100%	1
DISCOVERY AT HOME, LLC			1	100%	1
MULBERRY'S MOBILE PROVIDER SERVICES LLC			1	100%	1
ALLIANCE LABORATORY SERVICES			1	100%	1
NEW YORK PRESBYTERIAN HOSPITAL			1	100%	1
Henry County Health and Rehabilitation		1			1
LAB. CORP. OF AMERICA			1	100%	1
Regency Square			1	100%	1
DIXITKUMAR N MODI MD PA			1	100%	1
HOLYOKE MEDICAL CENTER			1	100%	1
LIFE CARE CENTER OF HILTON HEAD		1			1
BLUEWATER TOXICOLOGY			1	100%	1
OPTIMAL CARE PEDIATRICS			1	100%	1
RIVERSIDE METHODIST HOSPITAL LAB			1	100%	1
ALL CARE URGENT CARE			1	100%	1

COVID-19: testing by laboratory

Data through Dec 7, 2020 verified as of Dec 8, 2020 at 09:25 AM

Data in this report are provisional and subject to change.

The numbers in the table below represent the number of Florida and non-Florida residents for whom test results were received by the Department of Health. A person can be tested by more than one laboratory and can have both positive and negative results. **Therefore, the sum of the numbers in each column will be larger than the total number of people tested.**

Reporting lab	Inconclusive	Negative	Positive	Percent positive	Total
PSL JAX BEACH OPERATIONS LLC			1	100%	1
ALLIED PHYSICIANS GROUP		1			1
NORTH SHORE HEMATOLOGY-ONCOLOGY ASSOCIATES PC		1			1
Oakview Manor Health and Rehab		1			1
IDAHO HEALTH DEPARTMENT			1	100%	1
FLORIDA DEPARTMENT OF HEALTH PALM BEACH COUNTY			1	100%	1
DOCTORS MEMORIAL HOSP HOME HEALTH CARE		1			1
UF KANAPAHA LAB BEAKER		1			1
HAVASU REGIONAL MEDICAL CENTER			1	100%	1
FALKVILLE HEALTHCARE		1			1
CORDOVA FAMILY PRACTICE			1	100%	1
PROGRESSIVE MEDICAL LAB LLC			1	100%	1
USF PHYSICIANS GROUP			1	100%	1
THE INTERNAL MEDICAL GROUP		1			1
Community Care Center of Heritage House, LLC			1	100%	1
Sherwood Oaks Health Center			1	100%	1
Manatee Springs Rehabilitation and Nursing Center		1			1
MEDEXPRESS URGENT CARE - STATE COLLEGE		1			1
CLINICAL TRIALS OF TAMPA LLC		1			1
WHEATON FRANCISCAN LABORATORY			1	100%	1
DOCTOR'S IN-HOUSE LAB/COMMUNITY HEALTH CENTERS OF PINELLAS - JOHNNIE R			1	100%	1
UHEALTH UNIVERSITY OF MIAMI			1	100%	1
2504-HOMEWOOD		1			1
MEA PRIMARY CARE PLUS BYRAM			1	100%	1
WALKIN MEDICAL URGENT CARE,NEW CITY			1	100%	1
Rio Grande City Nursing and Rehab Center			1	100%	1
VA PRIMARY CARE ANNEX			1	100%	1
MEDEXPRESS URGENT CARE - ROSS TOWNSHIP		1			1
Lanier Rehab			1	100%	1
WillowBrooke Court at Westminster Village		1			1
MEMORIAL HEALTH UNIVERSITY MEDICAL CENTER			1	100%	1
BROOKS REHAB			1	100%	1
UNITED HEALTHCARE			1	100%	1
ANDREWS			1	100%	1
RENOWN REGIONAL MEDICAL CENTER			1	100%	1
SEASONS HOSPICE AND PALLIATIVE CARE OF			1	100%	1
HANCOCK REGIONAL HOSPITAL		1			1
MEDICAL CENTER OF CENTRAL GEORGIA			1	100%	1
VANAJA SUREDDI MD PA			1	100%	1
ADVENTHEALTH PHYSICIAN GROUP - APPLEWOOD			1	100%	1
NORTH BROWARD MEDICAL CENTER			1	100%	1
NEW YORK UNIVERSITY MEDICAL CENTER			1	100%	1
CLINICAL LABORATORY DEPARTMENT			1	100%	1
WINTER GARDEN CHILDREN'S HEALTH CENTERS			1	100%	1
TAYLOR MANOR		1			1
BEAUFORT MEMORIAL			1	100%	1

COVID-19: testing by laboratory

Data through Dec 7, 2020 verified as of Dec 8, 2020 at 09:25 AM

Data in this report are provisional and subject to change.

The numbers in the table below represent the number of Florida and non-Florida residents for whom test results were received by the Department of Health. A person can be tested by more than one laboratory and can have both positive and negative results. **Therefore, the sum of the numbers in each column will be larger than the total number of people tested.**

Reporting lab	Inconclusive	Negative	Positive	Percent positive	Total
SCRIPPS CLINIC MEDICAL			1	100%	1
HEART HOSPITAL OF LAFAYETTE: EMERGENCY ROOM			1	100%	1
SHAH			1	100%	1
MEDEXPRESS URGENT CARE - MIDLOTHIAN		1			1
SHARON REGIONAL MEDICAL CENTER			1	100%	1
DAVENPORT PEDIATRICS CLERMONT PA		1			1
THE CHILDREN'S HOSPITAL OF PHILADELPHIA		1			1
MILFORD REGIONAL HOSPITAL			1	100%	1
NORTH SHORE HEMATOLOGY-ONCOLOGY ASSOCI		1			1
FAIRVIEW SOUTHDALE			1	100%	1
ESOTERIC LAB			1	100%	1
CENTRAL FLORIDA HOSPITALIST			1	100%	1
MIAMI CHILDRENS HOSPITAL MIDTOWN OUTPATIENT CENTER			1	100%	1
INFECTION CONTROL DEPT			1	100%	1
WAKULLA COUNTY HEALTH DEPARTMENT		1			1
URGENT DOC -NACOGODOCHES CLINIC			1	100%	1
COMPASSION PEDIATRICS			1	100%	1
BRIGHAM AND WOMEN'S HOSPITAL			1	100%	1
ASHLEY CLINICAL DIAGNOSTIC LABORATORY			1	100%	1
Douglas County Health Center		1			1
ADVENT HEALTH MEDICAL GROUP FAMILY MEDICINE			1	100%	1
ADVENT HEALTH - OWASA			1	100%	1
CALIFORNIA DIVISION OF COMMUNICABLE DISEASE CONTROL			1	100%	1
DEPARTMENT OF HEALTH AND ENVIRONMENTAL CONTROL			1	100%	1
NORTHEAST PEDIATRICS			1	100%	1
THYROID SPECIALTY LABORATORY			1	100%	1
Portsmouth Health and Rehab			1	100%	1
CAREHERE HUDSON BAY			1	100%	1
ELEMENTS PHARMACY			1	100%	1
URGENT CARE OF FORT LAUDERDALE INC			1	100%	1
Ramsey Village		1			1
CAREWELL JW - WORCESTER LNC			1	100%	1
CLERMONT PEDIATRICS, PA			1	100%	1
KANA MEDICAL			1	100%	1
MED TECH SERVICES OF PALM BEACH INC		1			1
Eddy Memorial Geriatric Center		1			1
MIDDLE TENN MENTAL HEALTH INSTITUTE		1			1
ARIZA WELLNESS CARE LLC			1	100%	1
BRANDON REGIONAL EMERGENCY CTR			1	100%	1
CAROLINAS HEALTHCARE SYSTEM LAB			1	100%	1
HARRIS URGENT CARE CENTER			1	100%	1
Village Crest Center for Health & Rehabilitation		1			1
ST. MARY MEDICAL CENTER		1			1
SPECTRUM LABORATORY			1	100%	1
TAMPA GENERAL MEDICAL GROUP LABORATORY HEALTHPARK			1	100%	1
LEHIGH PULMONARY ASSOCIATES			1	100%	1

COVID-19: testing by laboratory

Data through Dec 7, 2020 verified as of Dec 8, 2020 at 09:25 AM

Data in this report are provisional and subject to change.

The numbers in the table below represent the number of Florida and non-Florida residents for whom test results were received by the Department of Health. A person can be tested by more than one laboratory and can have both positive and negative results. **Therefore, the sum of the numbers in each column will be larger than the total number of people tested.**

Reporting lab	Inconclusive	Negative	Positive	Percent positive	Total
CLAY PRIMARY & FAMILY CARE LLC			1	100%	1
HEALTHCARE FOR THE HOMELESS			1	100%	1
UNIVERSITY OF IOWA HOSPITALS & CLINICS			1	100%	1
CARESPOT EXPRESS HEALTHCARE BOYNTON BEACH			1	100%	1
LAKE CONWAY URGENT CARE LLC		1			1
TIMPANOGOS REGIONAL HOSPITAL			1	100%	1
Long Beach Care Center			1	100%	1
SUNY AT STONY BROOK			1	100%	1
Trucare Living Centers - Columbus		1			1
Sears Coastal Nursing and Rehab		1			1
VELOCITY URGENT CARE			1	100%	1
MAYO CLINICAL LABORATORIES		1			1
EAST END PEDIATRICS		1			1
BAHIA OAKS LODGE		1			1
LILY PHARMACY		1			1
WALGREENS #06025		1			1
Masonic Medical Research Institute			1	100%	1
BOND COUNTY HEALTH DEPARTMENT			1	100%	1
NORTHERN KENTUCKY HEALTH DEPARTMENT			1	100%	1
HARLEM HOSPITAL CENTER		1			1
TALLAHASSEE MEMORIAL HEALTHCARE			1	100%	1
LAKELAND MEDICAL CENTER			1	100%	1
MALUHIA		1			1
Alden Lincoln Park			1	100%	1
PEDIATRIC ASSOCIATES - MIAMI LAKES		1			1
PARKWAY REGIONAL MEDICAL CENTER LAB			1	100%	1
PROVIDENCE HOSPITAL			1	100%	1
ADVANCE GASTROENTEROLOGY			1	100%	1
Lab MSMC Hialeah			1	100%	1
Valley Center (WV)			1	100%	1
CVS MINUTE CLINIC DIAGNOSTIC OF VIRGINIA		1			1
MCH PHYSICIANS GROUP			1	100%	1
Imperial Healthcare Centre			1	100%	1
ROYAL PALM PEDIATRICS			1	100%	1
TMH PHYSICIAN PARTNERS BLOUNTSTOWN			1	100%	1
CVA MINUTE CLINIC DIAGNOSTIC OF VIRGINIA, LLC		1			1
CAH ACQUISITION COMPANY 11 LLC			1	100%	1
Oak Hill Health & Rehabilitation Center			1	100%	1
CSL PLASMA LAB			1	100%	1
ST GERARD'S COMMUNITY OF CARE		1			1
CVS HEALTH, #5962		1			1
WALGREENS #01398			1	100%	1
EXPRESS CARE OF THE SHOALS		1			1
Chateau Living Center			1	100%	1
Riverside Nursing & Rehabilitation Center		1			1
GRAND VIEW HOSPITAL			1	100%	1

COVID-19: testing by laboratory

Data through Dec 7, 2020 verified as of Dec 8, 2020 at 09:25 AM

Data in this report are provisional and subject to change.

The numbers in the table below represent the number of Florida and non-Florida residents for whom test results were received by the Department of Health. A person can be tested by more than one laboratory and can have both positive and negative results. **Therefore, the sum of the numbers in each column will be larger than the total number of people tested.**

Reporting lab	Inconclusive	Negative	Positive	Percent positive	Total
CARE CENTERS OF NASSAU, LLC - HENDRICKS RD		1			1
MEDICAL ASSOCIATES OF BREVARD LLC		1			1
WELLIGENT			1	100%	1
HEALTHQUEST, INC			1	100%	1
LAKESIDE MEDICAL CENTER		1			1
LAURELLWOOD NURSING CENTER		1			1
PARK AVENUE DERMATOLOGY NORTH			1	100%	1
HOWELL BRANCH COURT			1	100%	1
ACCESS LABORATORIES LLC			1	100%	1
WILMINGTON NURSING AND REHAB			1	100%	1
DALLAS COUNTY HEALTH AND HUMAN SERVICES			1	100%	1
JUPITER MEDICAL CENTER URGENT CARE - STUART			1	100%	1
TENNOVA HEALTHCARE - CLEVELAND			1	100%	1
HARBOUR'S EDGE		1			1
EAST TENNESSEE STATE UNIVERSITY		1			1
FRASER MEMORIAL HOSPITAL			1	100%	1
OVIEDO CHILDRENS HEALTH CENTER LLC		1			1
MEDEXPRESS URGENT CARE, MOON TOWNSHIP		1			1
REGIONAL MEDICAL LABORATORY			1	100%	1
TRAVIS LEE THOMPSON MD			1	100%	1
CHATSWORTH ASSISTED LIVING COMMUNITY AT PGA NATIONAL			1	100%	1
WELLINGTON WEST 100176			1	100%	1
TWIN			1	100%	1
PHYSICIANS PRIMARY CARE LEHIGH PEDS			1	100%	1
SUN CITY DIAGNOSTIC CENTER			1	100%	1
Metairie Healthcare Center			1	100%	1
DEVITA		1			1
UF HEALTH THE VILLAGES			1	100%	1
ASAP LABS LLC			1	100%	1
NEW YORK STATE DEPARTMENT OF HEALTH			1	100%	1
SIGNATURE CARE MIDLAND			1	100%	1
Good Samaritan Society - Albion		1			1
COMMUNICABLE DISEASE CONTROL/PUBLIC HEALTH EMERGENCY PREPAREDNESS			1	100%	1
MEDEXPRESS URGENT CARE LAVALE		1			1
HSRE-ASL CASSELBERRY TRS, LLC			1	100%	1
INTERNATIONAL MEDICAL LABORATORY INC		1			1
OMNICARE PHARMACY OF TEXAS 1, LP		1			1
FAITH FAMILY PRACTICE			1	100%	1
KAISER PERMANENTE REGIONAL REFERENCE LABORATORY		1			1
CHRISTUS SPOHN HOSPITAL			1	100%	1
Redwood Springs Healthcare			1	100%	1
WELLOW URGENT CARE-OSWEGO			1	100%	1
MEDEXPRESS URGENT CARE - FAYETTEVILLE		1			1
INTERNAL MEDICINE GROUP OF CENTRAL FLORIDA			1	100%	1
SKYRIDGE CLINICAL ASSOCIATES		1			1
ULTIMATE ANALYSIS LABORATORY			1	100%	1

COVID-19: testing by laboratory

Data through Dec 7, 2020 verified as of Dec 8, 2020 at 09:25 AM

Data in this report are provisional and subject to change.

The numbers in the table below represent the number of Florida and non-Florida residents for whom test results were received by the Department of Health. A person can be tested by more than one laboratory and can have both positive and negative results. **Therefore, the sum of the numbers in each column will be larger than the total number of people tested.**

Reporting lab	Inconclusive	Negative	Positive	Percent positive	Total
Luther Acres Manor		1			1
COASTAL SKIN SURGERY AND DERMATOLOGY PL		1			1
VALLEY HOSPITAL MEDICAL CENTER		1			1
CQUENTIA NGS, LLC			1	100%	1
DEPARTMENT OF HEALTH/ NEW YORK			1	100%	1
DOCTORS HOSPITAL OF LAREDO			1	100%	1
CITY OF NEW YORK DEPARTMENT OF HEALTH			1	100%	1
POUDRE VALLEY HOSPITAL			1	100%	1
TULANE MEDICAL CENTER			1	100%	1
PEDIATRIC HEALTH CARE ALLIANCE, NORTH SIDE			1	100%	1
WESTOX LABS		1			1
CLEVELAND HEARTLAB			1	100%	1
MAINE HEALTH AND ENVIRONMENTAL TESTING LABORATORY			1	100%	1
PARTNERS IN PRIMARY CARE		1			1
Buena Vista Care Center		1			1
ADVANCED LABORATORY SERVICES			1	100%	1
PUBLIX PHARMACY #1114			1	100%	1
NEW ERA HEALTH CENTER INC		1			1
LAKE REGIONAL HEALTH			1	100%	1
ADVANCED MEDICAL LABORATORIES (AML)			1	100%	1
QUALITY LAB			1	100%	1
Consulate Health Care of Tallahassee			1	100%	1
ALABAMA REFERENCE LAB			1	100%	1
FLORIDA HOSPITAL ORMOND BEACH			1	100%	1
PRECISION CLINICAL RESEARCH			1	100%	1
KETTERING MEDICAL CENTER			1	100%	1
MID-FLORIDA PATHOLOGY LLC		1			1
ADVENTHEALTH SENIOR CARE AT ORMOND			1	100%	1
NORTH SHORE MEDICAL CENTER - SALEM HOSPITAL			1	100%	1
SENIOR LIVING IV SUN CITY LLC		1			1
LEHIGH MEDICAL AND RESEARCH CENTER, INC			1	100%	1
CORPORATION OF AMERICA		1			1
YUMA REGIONAL MEDICAL CENTER			1	100%	1
ROAN DRUG COMPANY LLC		1			1
ST.ELIZABETH HEALTH CENTER	1				1
BRUCE S WEST MD			1	100%	1
AVERA SACRED HEART HOSPITAL			1	100%	1
SOUTH DADE NURSING & REHABILITATION CENTER			1	100%	1
PROVIDENCE PORTLAND MEDICAL CENTER		1			1
ALLEGANY COUNTY DEPARTMENT OF HEALTH		1			1
DR. PHILLIPS MEDICAL WELLNESS CENTER			1	100%	1
MEDEXPRESS URGENT CARE-PETERS TWP		1			1
DEACONESS URGENT CARE CENTER			1	100%	1
GOOD SAMARITAN HOSPITAL			1	100%	1
RCP OF MEMORIAL WEST			1	100%	1
EASTSIDE MEDICAL CLINIC		1			1

COVID-19: testing by laboratory

Data through Dec 7, 2020 verified as of Dec 8, 2020 at 09:25 AM

Data in this report are provisional and subject to change.

The numbers in the table below represent the number of Florida and non-Florida residents for whom test results were received by the Department of Health. A person can be tested by more than one laboratory and can have both positive and negative results. **Therefore, the sum of the numbers in each column will be larger than the total number of people tested.**

Reporting lab	Inconclusive	Negative	Positive	Percent positive	Total
Arlington Care Center			1	100%	1
MED FUSION			1	100%	1
WEST VIRGINIA UNIVERSITY HOSPITALS			1	100%	1
AVON PARK CLUSTER		1			1
ST FRANCIS MEDICAL CENTER			1	100%	1
LABRADOR PRIMARY CARE CENTER			1	100%	1
GWINNETT MEDICAL CENTER			1	100%	1
BROOKSVILLE REGIONAL HOSPITAL			1	100%	1
BAY REGIONAL URGENT CARE			1	100%	1
AFTER HOURS PEDS			1	100%	1
Washington County Nursing Home			1	100%	1
EXCEPTIONAL EMERGENCY CENTER			1	100%	1
FRESENIUS KIDNEY CARE FORT WALTON BEACH			1	100%	1
SPARTANBURG REGIONAL MEDICAL CENTER			1	100%	1
BASCOM PALMER-MICRO LAB			1	100%	1
NABI		1			1
SYNAPSE ANALYTICAL LABS		1			1
ALL PRO ORTHOPEDICS & SPORTS MEDICINE, PA			1	100%	1
GAMMA HEALTHCARE, INC		1			1
Carington Park			1	100%	1
EXACCARE KINGSTON, LLC			1	100%	1
ARNOLD PALMER HOSPITAL LAB POCT		1			1
MEDICAL ASSOCIATES OF CARTER		1			1
WALGREENS #5130			1	100%	1
SPORTS MEDICINE CLINIC - U OF WYOMING			1	100%	1
SUNCOAST COMMUNITY HEALTH CENTERS INC		1			1
GUIDEWELL EMERGENCY MEDICINE DOCTORS LLC			1	100%	1
COMMONWEALTH OF VIRGINIA DIVISION OF CONSOLIDATED LABORATORY SERVICES			1	100%	1
WARE EXPRESS CARE			1	100%	1
MEMORIAL HOSPITAL WEST			1	100%	1
PANCARE HEALTH - VERNON ELEMENTARY			1	100%	1
American Fork Care Center dba Heritage Care Center		1			1
GALVESTON COUNTY HEALTH DISTRICT			1	100%	1
SELF REGIONAL HEALTHCARE			1	100%	1
LAB TEST KENDALL LLC		1			1
EDGAR PRICE FAMILY & CHILDREN HEALTHCARE CENTER			1	100%	1
EH FARGO HOSPITAL LABORATORY			1	100%	1
MINUTECLINIC LLC #5157			1	100%	1
AZALEALAND NURSING HOME		1			1
HARBOR BEACH NURSING AND REHABILITATION CENTER			1	100%	1
STANDIFER PLACE		1			1
SPRINGFIELD HOSPITAL			1	100%	1
SUSAN F. WILLIAMS M.D., P.A.			1	100%	1
PULSE MEDICAL GROUP INC			1	100%	1
PRIME CARE FAMILY MEDICINE			1	100%	1
DSI LABORATORIES-NAPLES-7TH			1	100%	1

COVID-19: testing by laboratory

Data through Dec 7, 2020 verified as of Dec 8, 2020 at 09:25 AM

Data in this report are provisional and subject to change.

The numbers in the table below represent the number of Florida and non-Florida residents for whom test results were received by the Department of Health. A person can be tested by more than one laboratory and can have both positive and negative results. **Therefore, the sum of the numbers in each column will be larger than the total number of people tested.**

Reporting lab	Inconclusive	Negative	Positive	Percent positive	Total
BARRINGTON TERRACE NAPLES			1	100%	1
SPECTRUM LUDINGTON			1	100%	1
VIERA HEALTH AND REHABILITATION CENTER			1	100%	1
MEDICAL LIFE-INC GUIDEWELL EMERGENCY MEDICINE			1	100%	1
ASCENSION ST VINCENT'S MEDICAL CENTER			1	100%	1
MID - FLORIDA PATHOLOGY LLC			1	100%	1
SOLARIS HEALTHCARE PLANT CITY		1			1
ADVENTHEALTH MEDICAL GROUP ADULT AND SENIOR HEALTH			1	100%	1
BAPTIST HOSPITAL EMPLOYEE HEALTH OFF			1	100%	1
Remarkable Healthcare Dallas			1	100%	1
ST PETE DIRECT PRIMARY CARE		1			1
LEGACY ER & URGENT CARE - FRISCO WEST			1	100%	1
HENDRY REGIONAL CONVENIENT CARE CENTER			1	100%	1
ROCKWALL URGENT CARE			1	100%	1
MOUNT SINAI COMPREHENSIVE CANCER CENTER			1	100%	1
CLUB HEALTH AND REHABILITATION CENTER, THE		1			1
HIGHLANDS CLINICAL LABORATORY			1	100%	1
STANFORD HEALTH CARE ANATOMIC PATHOLOGY & CLINICAL LAB			1	100%	1
METHODIST MANSFIELD MEDICAL CENTER			1	100%	1
PRIMEX CLINICAL LABORATORIES INC			1	100%	1
ALL PEDIATRIC CARE PA			1	100%	1
SHANDS JACKSONVILLE CLINICAL CENTER			1	100%	1
Miller Health Care Center			1	100%	1
PRISMA HEALTH TUOMEY LABORATORY			1	100%	1
USC VERDUGO HILLS HOSPITAL			1	100%	1
SUMMERFIELD PAIN MANAGEMENT			1	100%	1
INNOVATIVE HEALTH DIAGNOSTIC OF CALIFORNIA			1	100%	1
MEDICAL CITY NORTH HILLS			1	100%	1
LOGAN COUNTY HOSPITAL			1	100%	1
COASTAL LABORATORIES OF FLORIDA			1	100%	1
TWIN CREEKS ASSISTED LIVING & MEMORY CARE			1	100%	1
REGIONAL MEDICAL CENTER BAYONET POINT			1	100%	1
ACCESS FAMILY CARE LLC			1	100%	1
MEDEXPRESS URGENT CARE-CHIPPEWA		1			1
PEDIATRICS URGENT CARE, LLC			1	100%	1
THEDACARE FAMILY MEDICINE GATEWAY			1	100%	1
MOBILE RESPONSE DIAGNOSTICS LLC		1			1
CITRONELLE HEALTH AND REHABILITATION CENTER		1			1
UNIVERSITY OF SOUTH FLORIDA			1	100%	1
SERENADES BY SONATA		1			1
SIGNATURE CARE COLLEGE STATION			1	100%	1
CARENOW URGENT CARE-WEST END		1			1
OAK HAVEN REHAB AND NURSING CENTER			1	100%	1
SHEEPSHEAD BAY URGENT CARE		1			1
PROGENESIS INC			1	100%	1
MAYO CLINIC OUTPATIENT DIALYSIS CENTER			1	100%	1

COVID-19: testing by laboratory

Data through Dec 7, 2020 verified as of Dec 8, 2020 at 09:25 AM

Data in this report are provisional and subject to change.

The numbers in the table below represent the number of Florida and non-Florida residents for whom test results were received by the Department of Health. A person can be tested by more than one laboratory and can have both positive and negative results. **Therefore, the sum of the numbers in each column will be larger than the total number of people tested.**

Reporting lab	Inconclusive	Negative	Positive	Percent positive	Total
PROFESSIONAL HEALTH EXAMINERS			1	100%	1
MEMORIAL HEALTH SYSTEM		1			1
THE MEDICAL CENTER AT BOWLING GREEN			1	100%	1
FIVE STAR PREMIER RESIDENCES OF POMPANO BEACH			1	100%	1
PEDIATRIC ASSOCIATES - JACKSONVILLE			1	100%	1
ROCKLEDGE HEALTH & REHABILITATION CENTER			1	100%	1
ST. PETERSBURG PEDIATRICS- 38TH AVENUE			1	100%	1
GENESIS HEALTH SYSTEM			1	100%	1
US LABORATORIES			1	100%	1
HOUSTON METHODIST HOSPITAL			1	100%	1
BRISTOL REGINAL MEDICAL CENTER			1	100%	1
SANTA MONICA CA-UCLA MC			1	100%	1
Niles Nursing and Rehab. Center		1			1
GSM OCED Subsection			1	100%	1
BLACK STALLION WALK IN AND EXERCISE CLINICS LLC		1			1
HEALTH GUAGE			1	100%	1
ST. LUKE'S HOSPITAL - BETHLEHEM CAMPUS		1			1
MINUTECLINIC DIAGNOSTIC OF NORTH CAROLINA PC #5341		1			1
CHILDRENS SPECIALIST PEDIATRIC PULMMOLOGY &			1	100%	1
HENRY FORD WEST BLOOMFIELD HOSPITAL			1	100%	1
UCH LAB			1	100%	1
PENSACOLA PATHOLOGY		1			1
BAPTIST HOSPITAL EAST			1	100%	1
FLORIDA FAMILY LABORATORY		1			1
Lemont Nursing and Rehab Center			1	100%	1
EDWARD HOSPITAL			1	100%	1
BOCA BIOLISTICS LLC			1	100%	1
BEAUMONT HOSPITAL, GROSSE POINTE			1	100%	1
MOUNT SINAI AVENTURA DIAGNOSTIC CENTER			1	100%	1
VETERANS AFFAIRS MEDICAL CENTER - EAST ORANGE			1	100%	1
MINUTECLINIC 7196		1			1
TEXAS HEALTH ARLINGTON MEMORIAL		1			1
BREVARD FAMILY WALK IN CLINIC			1	100%	1
PALMETTO PRIMARY CARE PHYSICIANS			1	100%	1
BAYCARE OUTREACH LAB WH SOUTH			1	100%	1
ADVANCED URGENT CARE PLLC		1			1
Livingston County Center for Nursing and Rehabilitation		1			1
CATHEDRAL GERONTOLOGY CENTER DBA CATHEDRAL CARES			1	100%	1
ARIZONA STATE LABORATORY			1	100%	1
BAYFRONT HEALTH - CONVENIENT CARE NORTHEAST			1	100%	1
EXPEDIAN URGENT CARE			1	100%	1
SANTA ROSA PEDIATRICS			1	100%	1
INTEGRATED GENETICS SEQUENOM		1			1
MEDEXPRESS URGENT CARE-SCOTT TOWNSHIP		1			1
STONECREST MEDICAL CENTER		1			1
PREMIER PEDIATRICS			1	100%	1

COVID-19: testing by laboratory

Data through Dec 7, 2020 verified as of Dec 8, 2020 at 09:25 AM

Data in this report are provisional and subject to change.

The numbers in the table below represent the number of Florida and non-Florida residents for whom test results were received by the Department of Health. A person can be tested by more than one laboratory and can have both positive and negative results. **Therefore, the sum of the numbers in each column will be larger than the total number of people tested.**

Reporting lab	Inconclusive	Negative	Positive	Percent positive	Total
MRMC LAB MICRO			1	100%	1
MEDEXPRESS ELKINS		1			1
Manassas Health & Rehab			1	100%	1
OMAHA VA MEDICAL CENTER			1	100%	1
Cerenity Senior Care-White Bear Lake		1			1
SOUTH FLORIDA PEDIATRIC PARTNERS			1	100%	1
BEAUMONT REFERENCE LABORATORY			1	100%	1
ONE MEDICAL GROUP		1			1
University Plaza Rehabilitation and Nursing			1	100%	1
MED EXPRESS URGENT CARE PC - MARYLAND		1			1
A.G. Rhodes		1			1
FLORIDA HEART AND VASCULAR MULTISPECIALTY GROUP PA			1	100%	1
KEY WEST BRANCH MEDICAL CLINIC			1	100%	1
CAREWELL 203			1	100%	1
GIBSON AREA PRIMARY CARE			1	100%	1
Diversicare of Smyrna		1			1
HALIFAX HEALTH PRIMARY CARE			1	100%	1
HARDIN MEMORIAL HOSPITAL - HEARTLAND PATHOLOGY CONSULTANTS			1	100%	1
UTAH DEPARTMENT OF HEALTH			1	100%	1
MEDSTAR HEALTH URGENT CARE			1	100%	1
Senatobia Healthcare & Rehab		1			1
LABORATORY COPORATION OF AMERICA			1	100%	1
TITUSVILLE REHABILITATION AND NURSING CENTER		1			1
MEDEXPRESS URGENT CARE - PANTOPS		1			1
MEDEXPRESS URGENT CARE MORGANTOWN		1			1
PEDIATRIC HEALTHCARE ALLIANCE PA			1	100%	1
HAMILTON CHD		1			1
DUKE UNIVERSITY POINT OF CARE TESTING PROGRAM			1	100%	1
HORIZON MEDICAL CENTER			1	100%	1
HELEN HAYES HOSPITAL LABORATORY		1			1
INTERNAL MEDICINE & PEDIATRICS OF TAMPA BAY PA			1	100%	1
PALM BEACH COUNTY HEALTH DEPT.			1	100%	1
Heartland Healthcare Center Boca Raton			1	100%	1
EXPRESS LAB LIVINGSTON			1	100%	1
MIDDLEBURG PEDIATRICS			1	100%	1
MEMORIAL HOSPITAL - BELLEVILLE			1	100%	1
ARDEN COURTS OF PALM HARBOR			1	100%	1
LAKE COMMUNITY ACTION AGENCY		1			1
FLORIDA SCHOOL FOR THE DEAF AND THE BLIND			1	100%	1
FLORIDA DEPARTMENT OF HEALTH (FDOH)			1	100%	1
PASCO COUNTY HEALTH DEPARTMENT			1	100%	1
ABBEY MANOR RETIREMENT RESIDENCE INC		1			1
Oakwood - North Baldwins Center for Living		1			1
HARDEE COUNTY FIRE RESCUE		1			1
ST JOHNS PEDIATRICS PA		1			1
ALTA BATES SUMMIT MEDICAL CENTER CLINICAL LAB			1	100%	1

COVID-19: testing by laboratory

Data through Dec 7, 2020 verified as of Dec 8, 2020 at 09:25 AM

Data in this report are provisional and subject to change.

The numbers in the table below represent the number of Florida and non-Florida residents for whom test results were received by the Department of Health. A person can be tested by more than one laboratory and can have both positive and negative results. **Therefore, the sum of the numbers in each column will be larger than the total number of people tested.**

Reporting lab	Inconclusive	Negative	Positive	Percent positive	Total
PRACTITIONERS IN MOTION			1	100%	1
TAMPA URGENT CARE			1	100%	1
PALMS OF FT MYERS,THE			1	100%	1
WASHINGTON STATE DEPARTMENT OF HEALTH PUBLIC HEALTH LABORATORIES			1	100%	1
LITTLE COMPANY OF MARY HOSPITAL			1	100%	1
WESTON COUNTY HEALTH SERVICES			1	100%	1
VIRTUA WEST JERSEY HOSPITAL		1			1
AMD			1	100%	1
Garden View Care Center at Dougherty Ferry		1			1
WEST COAST PEDIATRICS			1	100%	1
ST VINCENTS AMBULATORY CARE INC			1	100%	1
VILLAGES REHABILITATION AND NURSING CENTER		1			1
OAKMONT WEST- GREENVILLE SC		1			1
NEMOURS CHILDREN'S PRIMARY CARE, ST CLOUD			1	100%	1
ORMC-ARDEN/EOI			1	100%	1
Garden Isle Healthcare and Rehabilitation Center		1			1
WINDSOR MANOR			1	100%	1
PENINSULA REGIONAL MED CTR LAB			1	100%	1
LADY OF THE SEA HOSPITAL LAB			1	100%	1
TAMPA INTERNATIONAL AIRPORT			1	100%	1
OXY-GENLAB			1	100%	1
MEDEXPRESS URGENT CARE - BATTLE CREEK		1			1
MEDEXPRESS URGENT CARE - IRVING		1			1
CALIFORNIA PUBLIC HEALTH LABORATORY			1	100%	1
OAKWOOD HOSPITAL - SOUTHSHORE			1	100%	1
BRIDGE DIAGNOSTICS			1	100%	1
CAROMONT HEALTH			1	100%	1
HUNTERS CREEK PEDIATRICS		1			1
NEW YORK CITY DEPARTMENT OF HEALTH			1	100%	1
PCR DIAGNOSTICS			1	100%	1
VA OPTOMETRY CLINIC			1	100%	1
INTEGRATED REGIONAL LABS			1	100%	1
LIFEGUARD AMBULANCE SERVICE LLC - BAY COUNTY			1	100%	1
Manorcare Health Services West Reading North		1			1
ACCURATE HEALTH SERVICES CORP			1	100%	1
DOCTORS CARE OF PALM COAST			1	100%	1
CLIFTON-FINE HOSPITAL LABORATORY		1			1
Elm Crest Senior Living Community		1			1
MERCYONE DES MOINES MEDICAL CENTER			1	100%	1
ANDREWS INSTITUTE AMBULATORY SURGERY CENTER		1			1
HENRICO DOCTOR'S LABORATORY			1	100%	1
PREMIER FAMILY HEALTH PA			1	100%	1
PINNACLE DIALYSIS		1			1
LADY LAKE SPECIALTY CARE			1	100%	1
OLEAN GENERAL HOSPITAL		1			1
ST. LUCIE COUNTY HEALTH DEPARTMENT		1			1

COVID-19: testing by laboratory

Data through Dec 7, 2020 verified as of Dec 8, 2020 at 09:25 AM

Data in this report are provisional and subject to change.

The numbers in the table below represent the number of Florida and non-Florida residents for whom test results were received by the Department of Health. A person can be tested by more than one laboratory and can have both positive and negative results. **Therefore, the sum of the numbers in each column will be larger than the total number of people tested.**

Reporting lab	Inconclusive	Negative	Positive	Percent positive	Total
ST. LUKES HOSPITAL			1	100%	1
MED CHOICE CENTER OF NORTH MIAMI			1	100%	1
IVAN, MAYA			1	100%	1
BORINQUEN HEALTH CENTER			1	100%	1
URGENT CARE AND SURGERY CENTER			1	100%	1
SV MOBILE HEALTH			1	100%	1
Villa Maria			1	100%	1
MEDEXPRESS URGENT CARE - NORTH LITTLE		1			1
MEDICAL CLINIC OF HOUSTON			1	100%	1
ST JOSEPH'S HOSPITAL LABORATORY			1	100%	1
Harbert Hills Academy Nursing Home		1			1
BIODORON LABORATORIES			1	100%	1
SOUTH FLORIDA URGENT CARE CENTERS, LLC			1	100%	1
PALMA CEIA MED GROUP-SWANN		1			1
STEWART MEDICAL GROUP INC			1	100%	1
THOMAS HOSPITAL			1	100%	1
JOHNSON & JOHNSON VISION CARE-VISTAKON			1	100%	1
HELIX BIOMEDICS LLC			1	100%	1
QUEST DIAGNOSTICS CLINICAL LABORATORIES INC		1			1
LIFELINK TRANSPLANT INSTITUTE LAB			1	100%	1
OSF ST JOSEPH MEDICAL CENTER			1	100%	1
HUDSON REGIONAL HOSPITAL			1	100%	1
MERITUS MEDICAL CENTER			1	100%	1
MISSOURI DEPARTMENT OF HEALTH AND SENIOR SERVICES - STATE PH LAB		1			1
XSTREMEMD			1	100%	1
MARYLAND DEPARTMENT OF HEALTH AND MENTAL HYGIENE-LABORATORIES			1	100%	1
CHOTA COMMUNITY HEALTH SERVICES		1			1
APOPKA FAMILY HEALTH CENTER			1	100%	1
HAWAII DEPARTMENT OF HEALTH LAB			1	100%	1
PANCARE HEALTH - ALTHA PUBLIC			1	100%	1
MAYO CLINIC BEACHES PRIMARY CARE CTR		1			1
MANSFIELD MEDICAL LODGE			1	100%	1
NORTH PINELLAS CHILDRENS MEDICAL CENTER INC			1	100%	1
SPRINGBROOK HOSPITAL			1	100%	1
LSU MEDICAL CENTER			1	100%	1
PELICAN STATE OUTPATIENT CENTER			1	100%	1
EXCEL URGENT CARE OF NJ			1	100%	1
BAPTIST HEALTH LEXINGTON			1	100%	1
BOLLES SCHOOL, THE			1	100%	1
SOUTH LAKE FAMILY HEALTH CENTER			1	100%	1
Mountain View Manor			1	100%	1
FLORIDA CLINICAL RESEARCH CENTER, LLC			1	100%	1
NORTH RIVER FAMILY HEALTH CENTER			1	100%	1
ROYAL OAK MEDICAL CENTER LLC DBA CHARACTER FAMILY			1	100%	1
JOSHUA E CHESIR MD		1			1
FORT LOUDOUN PRIMARY CARE		1			1

COVID-19: testing by laboratory

Data through Dec 7, 2020 verified as of Dec 8, 2020 at 09:25 AM

Data in this report are provisional and subject to change.

The numbers in the table below represent the number of Florida and non-Florida residents for whom test results were received by the Department of Health. A person can be tested by more than one laboratory and can have both positive and negative results. **Therefore, the sum of the numbers in each column will be larger than the total number of people tested.**

Reporting lab	Inconclusive	Negative	Positive	Percent positive	Total
HERNANDO COUNTY HEALTH DEPT			1	100%	1
MIDLAND MEMORIAL HOSPITAL			1	100%	1
COOPER CLINIC			1	100%	1
EAST FL CORE LAB			1	100%	1
STATE OF FLORIDA			1	100%	1
TMH CANCER CENTER LABORATORY			1	100%	1
ARCPPOINT LABS OF ALTAMONTE SPRINGS			1	100%	1
PORTSMOUTH REG. HOSPITAL			1	100%	1
CHI ST. LUKE'S HEALTH BCM MEDICAL CENTER			1	100%	1
MINUTE CLINIC DIAGNOSTICS OF IN, LLC #6252		1			1
MEDEXPRESS URGENT CARE-KATY		1			1
HOLY FAMILY MEDICAL CENTER		1			1
COVENANT HEALTH		1			1
DESERT HOSPITAL/CPHU CLINICAL LABORATORY			1	100%	1
KEY TRAINING CENTER			1	100%	1
West Bay of Tampa Center			1	100%	1
FLORIDA DEPARTMENT OF HEALTH SEMINOLE COUNTY		1			1
MEDEXPRESS URGENT CARE - WINCHESTER GATEWAY		1			1
LAKEVIEW HEALTH CARE SYSTEM LLC			1	100%	1
SIMEDHEALTH LLC		1			1
FLAGLER COUNTY BOARD OF COUNTY COMMISSIONERS			1	100%	1
FLORHAM PARK ENDOSCOPY CENTER		1			1
MARINA DEL REY HOSPITAL LAB			1	100%	1
CORNERSTONE OF RECOVERY INC		1			1
GREENTREE MEDICAL CENTER			1	100%	1
VAULT MEDICAL SERVICES			1	100%	1
BELLE GLADES HEALTH CLINIC			1	100%	1
NAPHCARE INC		1			1
UNIVERSITY OF NORTH CAROLINA HOSPITALS			1	100%	1
OHIO HEALTH DOCTORS HOSPITAL			1	100%	1
CYPRESS CREEK MEDICAL CENTER			1	100%	1
FIU HEALTH CARE CENTER			1	100%	1
BIOMAT ORLANDO		1			1
SHAMRA MEDICAL LABORATORY			1	100%	1
SKY RIDGE MEDICAL CENTER - MICRO			1	100%	1
PORT ORANGE NURSING & REHAB			1	100%	1
MEDICAL ASSOCIATES OF PINELLAS - LAB			1	100%	1
JUPITER PEDIATRIC ASSOCIATES, PA			1	100%	1
DAYTONA BEACH CENTRA CARE			1	100%	1
MEDEXPRESS URGENT CARE - MT LEBANON		1			1
BROOKS -TLC HOSPITAL SYSTEM			1	100%	1
SMITH NORTHVIEW HOSPITAL LAB			1	100%	1
ACCESS MEDICAL GROUP OF TAMPA INC			1	100%	1
The Crossroads		1			1
FIT4LIFE MEDICAL CENTER			1	100%	1
CLEVELAND CLINIC OHIO LABORATORIES			1	100%	1

COVID-19: testing by laboratory

Data through Dec 7, 2020 verified as of Dec 8, 2020 at 09:25 AM

Data in this report are provisional and subject to change.

The numbers in the table below represent the number of Florida and non-Florida residents for whom test results were received by the Department of Health. A person can be tested by more than one laboratory and can have both positive and negative results. **Therefore, the sum of the numbers in each column will be larger than the total number of people tested.**

Reporting lab	Inconclusive	Negative	Positive	Percent positive	Total
NEW ERA COMMUNITY HEALTH CENTER LLC		1			1
BUENA VIDA ESTATES			1	100%	1
NORTH FLORIDA CHILD DEVELOPMENT, INC			1	100%	1
OHIO VALLEY MANOR NURSING &		1			1
ST VINCENT'S AMBULATORY CARE INC			1	100%	1
GEORGETOWN URGENT CARE			1	100%	1
SPRINGHILL SENIOR RESIDENCE		1			1
UPMC NORTHWEST HOSPITAL			1	100%	1
MOSAIC MEDICAL CENTER MARYVILLE			1	100%	1
URGENT CARE COASTAL GA			1	100%	1
REFERENCE LABORATORY			1	100%	1
Memorial Health Care Center			1	100%	1
MERCY – NORTH IOWA			1	100%	1
BEEHIVE HOMES OF GULF BREEZE		1			1
MARYLAND DEPARTMENT OF HEALTH AND MENTAL HYGIENE			1	100%	1
Florida Clinical Laboratory			1	100%	1
VALLEY MEDICAL LABORATORY			1	100%	1
BAPTIST HOSPITAL OF MIAMI MCI BROWARD LABORATORY			1	100%	1
Longwood Community Living Center		1			1
CARE STATION MEDICAL GROUP		1			1
HACKENSACK UNIVERSITY MEDICAL CENTER		1			1
ILLINOIS DEPT OF PUBLIC HEALTH LABS			1	100%	1
NEWTON MEMORIAL HOSPITAL		1			1
Autumn Care of Suffolk		1			1
CVS MINUTE CLINIC DIAGNOSTIC PA #3060		1			1
KINGWOOD EMERGENCY HOSPITAL			1	100%	1
MID FLORIDA BIOLOGICALS			1	100%	1
OCALA REGIONAL DIALYSIS- NORTH			1	100%	1
Sanford Health & Rehabilitation			1	100%	1
DE TAR HOSPITAL			1	100%	1
Conway Lakes Health and Rehabilitation Center		1			1
HOLLAND COMMUNITY HOSPITAL		1			1
The Palms Nursing and Rehabilitation		1			1
SYNERGENE LABORATORY			1	100%	1
CLERMONT HEALTH DEPARTMENT			1	100%	1
ST. VINCENT HOSPITAL			1	100%	1
MONMOUTH MEDICAL CENTER		1			1
CONVENIENT MEDICAL AND HEALTH SERVICES			1	100%	1
MORNINGSIDE NURSING AND REHABILITATION		1			1
49D2045214PHYSICIAN OFFICE WAIVER MEDEXPRESS URGENT CARE - HARRISONBU		1			1
CROSS CREEK HEALTH CARE		1			1
FAYETTE MEDICAL CENTER LAB		1			1
MORTON PLANT NORTH BAY HOSPITAL			1	100%	1
MEDEXPRESS URGENT CARE - OMAHA N 72 ST		1			1
BAYCARE MEDICAL GROUP INC			1	100%	1
CONWAY MEDICAL CENTER			1	100%	1

COVID-19: testing by laboratory

Data through Dec 7, 2020 verified as of Dec 8, 2020 at 09:25 AM

Data in this report are provisional and subject to change.

The numbers in the table below represent the number of Florida and non-Florida residents for whom test results were received by the Department of Health. A person can be tested by more than one laboratory and can have both positive and negative results. **Therefore, the sum of the numbers in each column will be larger than the total number of people tested.**

Reporting lab	Inconclusive	Negative	Positive	Percent positive	Total
BERKSHIRE MEDICAL CENTER			1	100%	1
ST MARY'S OF SAGINAW		1			1
HALEYVILLE HEALTH CARE CENTER		1			1
ATRIA TAMARAC			1	100%	1
RIVIERA BEACH HEALTH CENTER LAB			1	100%	1
APC PEDIATRICS			1	100%	1
CRESTAR LABS			1	100%	1
RAPID CITY REGIONAL HOSPITAL -579 ATTN. LABORATORY		1			1
DOCTORS HEARING			1	100%	1
MY URGENT CARE CLINIC			1	100%	1
NONA MEDICAL ARTS		1			1
PARKLAND HEALTH & HOSPITAL			1	100%	1
COMMUNITY MEDICAL CENTER-ORANGE CITY		1			1
ADVENTHEALTH MEDICAL GROUP FAMILY & INTERNAL			1	100%	1
BLOOMINGDALE PEDIATRIC ASSOCIATES PA			1	100%	1
PEACHEALTH LABORATORIES		1			1
LEGACY AT HIGHWOODS PRESERVE		1			1
MINUTE CLINIC OF KANSAS PA			1	100%	1
Vi at Aventura		1			1
GRAND VILLA OF DUNEDIN			1	100%	1
MEDEXPRESS URGENT CARE FOX CHAPEL		1			1
MOBILE MEDICAL ASSOCIATES PL			1	100%	1
CRUSADER COMMUNITY HEALTH			1	100%	1
HYDE PARK MEDICAL CENTER		1			1
ATHENS LIMESTONE HOSPITAL		1			1
Rosedale Green		1			1
TEVAPHARM			1	100%	1
ManorCare Rehabilitation Center- Decatur		1			1
LAKEVIEW REGIONAL HOSPITAL			1	100%	1
SOLARIS HEALTHCARE BAYONET POINT			1	100%	1
BAYFRONT HEAL WOUND CARE AND HYPERBARIC CENTER			1	100%	1
Ash Flat Healthcare and Rehabilitation Center			1	100%	1
LAKE PLACID HEALTH AND REHABILITATION			1	100%	1
LIBERTY HEALTH CENTER			1	100%	1
JOSEPH SCHENKER MD PC		1			1
FREEPORT ER DOX URGENT CARE		1			1
AFFINITY URGENT CARE			1	100%	1
LAKE MARY - STIRLING CENTER SUITE 202			1	100%	1
STEWART FLORIDA ALF, INC			1	100%	1
LEXINGTON PLACE SENIOR LIVING COMMUNITY		1			1
TANGLEWOOD MANOR		1			1
SUNSHINE PEDIATRICS OF CENTRAL FLORIDA PL			1	100%	1
CFCH - FROSTPROOF			1	100%	1
FHPG_EXP CARE W HILLSBOROUGH			1	100%	1
STUART SURGERY CENTER, LLC			1	100%	1
FLAGLER PROFESSIONAL HEALTH CARE SERVICES INC		1			1

COVID-19: testing by laboratory

Data through Dec 7, 2020 verified as of Dec 8, 2020 at 09:25 AM

Data in this report are provisional and subject to change.

The numbers in the table below represent the number of Florida and non-Florida residents for whom test results were received by the Department of Health. A person can be tested by more than one laboratory and can have both positive and negative results. **Therefore, the sum of the numbers in each column will be larger than the total number of people tested.**

Reporting lab	Inconclusive	Negative	Positive	Percent positive	Total
SHANNON CLARK OD, PA			1	100%	1
LIFE CARE CENTER OF GWINNETT		1			1
Greystone Health Care Center		1			1
POETS WALK SARASOTA			1	100%	1
CHESAPEAKE REGIONAL MEDICAL CENTER			1	100%	1
GOSHEN HOSPITAL			1	100%	1
WHITE WILSON MEDICAL CENTER NEPHROLOGY			1	100%	1
CULVER CITY URGENT CARE			1	100%	1
SAINT JOSEPH'S HOSPITAL AND MEDICAL CENTER		1			1
MEDEXPRESS URGENT CARE-HERSHEY		1			1
THE HEART HOSPITAL BAYLOR PLANO			1	100%	1
PROGRESS PHARMACY INC			1	100%	1
Seal Rock Healthcare		1			1
CHP COVID-19 (TX)			1	100%	1
CARTERSVILLE MEDICAL CENTER			1	100%	1
CARESPOT URGENT CARE		1			1
FAMILY PRACTICE ASSOCIATES		1			1
MDS PHARMA SERVICES		1			1
SANTA CLARA VALLEY MEDICAL CENTER			1	100%	1
Caldwell Care		1			1
PHYSICIANS PREMIER			1	100%	1
ORDRS, INC.			1	100%	1
Hampton Court Nursing and Rehabilitation Center			1	100%	1
BRANDON OUTREACH CLINIC			1	100%	1
WIREGRASS MEDICAL CENTER			1	100%	1
Manor Care of Dunedin		1			1
Kindred Hospital South Florida Hollywood SNU			1	100%	1
UNIVERSITY OF MARYLAND PATHOLOGY ASSOCIATES			1	100%	1
Community Compassion Center of Batesville			1	100%	1
WESTWOOD NURSING & REHAB		1			1
ER NEAR ME HULEN		1			1
Monument Health Strugis Care Center		1			1
Alden North Shore			1	100%	1
ADVENTHEALTH IMAGING PARTIN SETTLEMENT			1	100%	1
BODYK			1	100%	1
AVALON FAMILY RESORT ASSISTED LIVING LLC		1			1
MID-FLORIDA CANCER CENTERS		1			1
DONALSONVILLE HOSPITAL			1	100%	1
SANITAS RESEARCH LLC			1	100%	1
DERMDX, DIV OF AURORA DIAGNOSTICS/BERNHARDT LAB		1			1
ST MARYS MEDICAL CENTER			1	100%	1
QUALITY CLINICAL LAB LLC			1	100%	1
Harris Hill Nursing Facility		1			1
UMHC HOLLYWOOD LABORATORY			1	100%	1
MARTIN MEDICAL CENTER INC		1			1
FLORIDA EPIDEMIOLOGY PROGRAM			1	100%	1

COVID-19: testing by laboratory

Data through Dec 7, 2020 verified as of Dec 8, 2020 at 09:25 AM

Data in this report are provisional and subject to change.

The numbers in the table below represent the number of Florida and non-Florida residents for whom test results were received by the Department of Health. A person can be tested by more than one laboratory and can have both positive and negative results. **Therefore, the sum of the numbers in each column will be larger than the total number of people tested.**

Reporting lab	Inconclusive	Negative	Positive	Percent positive	Total
CAREWELL URGENT CARE FITCHBURG			1	100%	1
FALMOUTH BY THE SEA			1	100%	1
El Paso Health Care Center			1	100%	1
ST. MICHAEL'S ELITE HOSPITAL			1	100%	1
Central Park Healthcare & Rehabilitation Center		1			1
SONNI'S PEDIATRICS			1	100%	1
TREASURE COAST MEDICAL CONCIERGE LLC			1	100%	1
Bolingreen Health and Rehabilitation		1			1
CELEBRATION HOSPITAL			1	100%	1
PALM SPRINGS GENERAL HOSPITAL			1	100%	1
LABCORP TAMPA		1			1
PUTNAM CO HOSPITAL-D/B/A ASBURY TOWERS		1			1
MIAMI-DADE COUNTY HEALTH DEPT.		1			1
Cornerstone at the Ranch		1			1
ELITE CARE			1	100%	1
CANDLER HOSPITAL			1	100%	1
SUMMIT LABORATORY			1	100%	1
VISTA DEL SOL MED ASSOC		1			1
RIVERSIDE MEDICAL CENTER		1			1
BROOKDALE PADDOCK HILLS		1			1
MEDEXPRESS-HOUSTON EAST FWY		1			1
DUKE HEALTH REGIONAL HOSPITAL			1	100%	1
AUGUSTA HEALTH CLINICAL LABORATORY			1	100%	1
HOUSTON DEPARTMENT OF HEALTH AND HUMAN SERVICES			1	100%	1
San Antonio Residence and Rehabilitation Center		1			1
MADISON FACILITY INC			1	100%	1
ANY LAB TEST FAST CORP			1	100%	1
Southwest Louisiana Veterans Home			1	100%	1
HERNANDO CHILDREN'S			1	100%	1
Avera Sr. James Care Center		1			1
WEST COAST CLINICAL LABS INC			1	100%	1
LITTLE FALLS HOSPITAL LABORATORY		1			1
HEARTLAND REGIONAL MEDICAL CENTER		1			1
MD NOW URGENT CARE			1	100%	1
VETERANS AFFAIRS MEDICAL CENTER - GREATER LOS ANGELES			1	100%	1
HUNEYCUTT FAMILY PRACTICE			1	100%	1
JACKSON MADISON CO. GEN. HOSPITAL			1	100%	1
WANTAGH URGENT CARE		1			1
SOUTHERN LABORATORY SERVICES OF NWF		1			1
BMC/NASSAU			1	100%	1
FLORIDA HOSPITAL TRANSPLANT CENTER		1			1
RIVERSIDE COUNTY PUBLIC HEALTH LABORATORY			1	100%	1
GENESIS MICROBIOLOGY LAB		1			1
FRESENIUS SOUTH FORT MYERS		1			1
ADVENTHEALTH IMAGING LAKE NONA			1	100%	1
LEELANAU OPCO, LLC		1			1

COVID-19: testing by laboratory

Data through Dec 7, 2020 verified as of Dec 8, 2020 at 09:25 AM

Data in this report are provisional and subject to change.

The numbers in the table below represent the number of Florida and non-Florida residents for whom test results were received by the Department of Health. A person can be tested by more than one laboratory and can have both positive and negative results. **Therefore, the sum of the numbers in each column will be larger than the total number of people tested.**

Reporting lab	Inconclusive	Negative	Positive	Percent positive	Total
Integrity Healthcare of Carbondale			1	100%	1
CONSULATE HEALTH CARE OF VERO BEACH			1	100%	1
EASTMAN HEALTHCARE & REHAB		1			1
LABORATORIO MEDICO CENTRAL CONDOMINO MD			1	100%	1
BEAUMONT HOSPITAL			1	100%	1
MD NOW URGENT CARE MEDICAL CENTERS INC			1	100%	1
HAWKEYE CARE CENTER DUBUQUE		1			1
ADVENTHEALTH MEDICAL GROUP FAMILY AND INTERNAL			1	100%	1
ALLEGHENY GENERAL HOSPITAL			1	100%	1
SOUTHERN SPRINGS HEALTH CARE		1			1
BLOOD SYSTEMS LABORATORIES			1	100%	1
SAINT JOSEPHS HOSPITAL OF ATLANTA			1	100%	1
SUN CLINICAL LABORATORIES			1	100%	1
MADISON AT OVIEDO			1	100%	1
UMASS MEMORIAL MEDICAL CENTER, INC		1			1
HIBISCUS COURT			1	100%	1
NFRC CLINICAL LAB			1	100%	1
PHYSICIANS URGENT CARE			1	100%	1
LUMICO LIFE INSURANCE COMPANY		1			1
MEDEXPRESS URGENT CARE-DUBOIS		1			1
STARLING AT NOCATEE			1	100%	1
FAMILY MEDICAL CENTERS			1	100%	1
PINELLAS CHD - CLEARWATER			1	100%	1
RENFREW CENTERS INC		1			1
METROHEALTH SYSTEM			1	100%	1
MINUTECLINIC DIAGNOSTIC OF NEW MEXICO LLC #7552		1			1
MINUTECLINIC LLC #4024			1	100%	1
GOLDING-GRANADO MEDICAL ASSOCIATES		1			1
SWEDISH COVENANT HOSPITAL			1	100%	1
LP ELIZABETHTON		1			1
CONSOLIDATED			1	100%	1
OCHSNER MEDICAL CENTER			1	100%	1
SPECIALTY DRUG TESTING			1	100%	1
ADVENTHEALTH NEW SMYRNA BEACH COMMUNITY HEALTH			1	100%	1
COLLINS NURSING HOME		1			1
PHYSICIAN ASSOCIATES, LLC			1	100%	1
Glen Oaks Health and REhabilitation		1			1
SURGERY CENTER, THE			1	100%	1
TMH PHYSICIAN PARTNERS QUINCY			1	100%	1
FLORIDA MEDICAL ASSOCIATES LLC			1	100%	1
JOHN D. ARCHBOLD MEMORIAL HOSPITAL			1	100%	1
NORTH CAROLINA STATE LABORATORY OF PUBLIC HEALTH, SPECTRUM LAB NETWORK			1	100%	1
LABONE		1			1
PALM COAST DRAW STATION/AMERICAN HEALTH ASSOCIATES		1			1
AFC PHYSICIANS OF FLORIDA, PA			1	100%	1
MID FLORIDA COMMUNITY SERVICES			1	100%	1

COVID-19: testing by laboratory

Data through Dec 7, 2020 verified as of Dec 8, 2020 at 09:25 AM

Data in this report are provisional and subject to change.

The numbers in the table below represent the number of Florida and non-Florida residents for whom test results were received by the Department of Health. A person can be tested by more than one laboratory and can have both positive and negative results. **Therefore, the sum of the numbers in each column will be larger than the total number of people tested.**

Reporting lab	Inconclusive	Negative	Positive	Percent positive	Total
TERRELL URGENT CARE			1	100%	1
CARE ONE OF FLORIDA LLC			1	100%	1
UPSON REGIONAL MEDICAL CENTER			1	100%	1
SACRED HEART HEALTH SYSTEM, INC			1	100%	1
PATHOLOGYT & LAB MEDICINE SERVICES			1	100%	1
SILVERMAN			1	100%	1
DOCTORS EXPRESS OF ST PETERSBURG			1	100%	1
RHODE ISLAND DEPARTMENT OF HEALTH			1	100%	1
NORTH MIAMI BEACH SURGICAL CENTER			1	100%	1
FRESENIUS MEDICAL CARE			1	100%	1
FLEMING ISLAND CENTER FOR CLINICAL RESEARCH		1			1
PRINCIPLE DIAGNOSTICS LLC			1	100%	1
WELLMED AT FORT PIERCE		1			1
VIVEX/UMTB BIOMEDICAL			1	100%	1
MEDONE URGENT CARE			1	100%	1
LAS PALMAS MEDICAL CENTER			1	100%	1
LOUNDY		1			1
BRIDGEWATER PARK ASSISTED LIVING LLC			1	100%	1
NEIGHBORCARE PHARMACY SERVICES		1			1
MARION COUNTY HEALTH DEPARTMENT			1	100%	1
TENNOVA ER - SANGO			1	100%	1
SAINT BARNABAS MEDICAL CENTER		1			1
QC LABORATORY			1	100%	1
METHODIST HOSPITAL			1	100%	1
PALM BEACH DIABETES AND ENDOCRINE SPECIALISTS, PA			1	100%	1
Cortland Acres Association		1			1
MEDEXPRESS URGENT CARE-PITTSFIELD		1			1
HEALTHCARE ASSOCIATES OF IRVING, LLP			1	100%	1
BLUFFTON HEALTH CENTER			1	100%	1
PRIMECARE AT PORT ORANGE			1	100%	1
NEVADA DEPARTMENT OF HEALTH AND HUMAN SERVICES			1	100%	1
SACRED HEART HEALTH SYSTEM- MIDWIFE PROGRAM			1	100%	1
BAYCARE MEDICAL GROUP, INC		1			1
LAWRENCE GENERAL HOSPITAL			1	100%	1
SOUTHWEST FLORIDA DIVISION LAB			1	100%	1
CVS MINUTE CLINIC DIAG OF IND, LLC #6549		1			1
EMERGENCY CARE SERVICES LAB AT JFK MEDICAL CENTER			1	100%	1
GEORGE WASHINGTON UNIVERSITY HOSPITAL			1	100%	1
SEATTLE-KING COUNTY			1	100%	1
UMASS MEMORIAL/MARLBORO HOSPITAL			1	100%	1
LATCHER LABORATORY OF A O FOX MEMORIAL		1			1
MEDEXPRESS - WILMINGTON KIRKWOOD HIGHWAY		1			1
PM PEDIATRICS OF SELDEN PLLC		1			1
UNIVERSITY URGENT CARE			1	100%	1
Brio of Johnston		1			1
BAPTIST HEALTH SURGERY CENTER			1	100%	1

COVID-19: testing by laboratory

Data through Dec 7, 2020 verified as of Dec 8, 2020 at 09:25 AM

Data in this report are provisional and subject to change.

The numbers in the table below represent the number of Florida and non-Florida residents for whom test results were received by the Department of Health. A person can be tested by more than one laboratory and can have both positive and negative results. **Therefore, the sum of the numbers in each column will be larger than the total number of people tested.**

Reporting lab	Inconclusive	Negative	Positive	Percent positive	Total
MEDEXPRESS URGENT CARE - JEANNETTE		1			1
AFFILIATED LABORATORIES INC			1	100%	1
MINNESOTA DEPARTMENT OF HEALTH LABORATORY			1	100%	1
IZ MEDICAL		1			1
LOPEZ		1			1
ORCHID TERRACE		1			1
MEDFAST URGENT CARE CENTERS, LLC		1			1
INDIAN RIVER CLINICAL LABORATORY, INC.		1			1
HEALTH AND WELLNESS CENTER			1	100%	1
ADVENT HEALTH CENTRAL TEXAS		1			1
DOCTORS CARE - GREER		1			1
PROGRESSIVE MEDICAL RESEARCH			1	100%	1
LISTENING DOCTOR PLLC, THE			1	100%	1
SIGNATURE CARE LEWISVILLE-EMERGENCY CENTER			1	100%	1
CLINCLOUD, LLC			1	100%	1
LINCOLN MEDICAL CENTER		1			1
HEALTH PLUS SUNRISE MEDICAL OFFICE			1	100%	1
ADVANCED URGENT CARE OF MARATHON			1	100%	1
FLORIDA DIGESTIVE AND LIVER SPECIALISTS			1	100%	1
LAKE LURE HEALTH CENTER			1	100%	1
NATION'S BEST CARE HOME HEALTH			1	100%	1
GRAND VILLA OF PINELLAS PARK			1	100%	1
ADVENTHEALTH HOSPICE CARE CENTRAL FLORIDA		1			1
LONGWOOD PEDIATRICS LLC			1	100%	1
MISSION HOSPITAL			1	100%	1
MERITER LABORATORIES			1	100%	1
BAPTIST HOSPITAL LABORATORY			1	100%	1
BOONE DRUG & HEALTHCARE AT DEERFIELD			1	100%	1
Tremont Health & Rehabilitation Center		1			1
GATEWAY LABORATORIES		1			1
BAYOU URGENT CARE			1	100%	1
LEE MEMORIAL HOSPITAL OUTPATIENT SURGERY CENTER			1	100%	1
FAMILY MEDICINE AT WINTER PARK			1	100%	1
HELGEMO & LIOU PEDIATRICS			1	100%	1
Crowne Place Assisted Living		1			1
COMMUNITY			1	100%	1
COVID RAPID LABS			1	100%	1
ADVENTHEALTH MEDICAL GROUP PEDIATRICS		1			1
NAVAL MEDICAL CENTER			1	100%	1
Bayou Vista Community Care Center			1	100%	1
ST JOHNS EPISCOPAL HOSPITAL SOUTH SHORE		1			1
FULGENT GENETICS HOUSTON		1			1
PANCARE HEALTH GULF COUNTY			1	100%	1
SOUTHWEST REGIONAL PCR LABORATORY			1	100%	1
TITUSVILLE CENTER FOR SURGICAL EXCELLENCE LLC		1			1
SISTERS MISSION			1	100%	1

COVID-19: testing by laboratory

Data through Dec 7, 2020 verified as of Dec 8, 2020 at 09:25 AM

Data in this report are provisional and subject to change.

The numbers in the table below represent the number of Florida and non-Florida residents for whom test results were received by the Department of Health. A person can be tested by more than one laboratory and can have both positive and negative results. **Therefore, the sum of the numbers in each column will be larger than the total number of people tested.**

Reporting lab	Inconclusive	Negative	Positive	Percent positive	Total
WILTON MANORS HEALTH & REHABILITATION CENTER			1	100%	1
OCALA FAMILY MEDICAL CENTER		1			1
AVERA ST. MARY'S HOSPITAL			1	100%	1
Gulfport Rehabilitation Center			1	100%	1
MED TECH CLINICAL LABORATORY		1			1
Metro West Nursing and Rehab			1	100%	1
COBLESKILL REGIONAL HOSPITAL		1			1
HEALTHPARK MEDICAL CTR NURSING SVC		1			1
PUBLIX PHARMACY #0332		1			1
FHPG SURGICAL ASSOCIATES OF EAST PASCO			1	100%	1
ST JOSEPHS HOSPITAL SOUTH HOSPITAL			1	100%	1
ADVENT HEALTH MEDICAL GROUP- FAMILY MEDICINE AT DR. PHILIPS			1	100%	1
PENSACOLA PEDIATRICS MILTON			1	100%	1
BUFFALO VAMC			1	100%	1
ATHENA PLASTIC SURGERY		1			1
BIOMERIEUX			1	100%	1
CARE POINT HEALTH AND WELLNESS CENTER		1			1
LABORATORIO BUENA SALUD			1	100%	1
Lutheran Community at Telford		1			1
TITUSVILLE TOWERS ASSISTED LIVING		1			1
HEALTH ALLIANCE			1	100%	1
PALOMAR MEDICAL CENTER			1	100%	1
HAMILTON CI MAIN UNIT ANNEX/ WORK CAMP			1	100%	1
STEPHENS COUNTY HOSPITAL			1	100%	1
MEDEXPRESS URGENT CARE - FREDERICK		1			1
INTERMOUNTAIN MEDICAL CENTER			1	100%	1
MINIUTECLINIC DIAG OF IND, LLC #6553		1			1
LUTHERAN HAVEN EXTENDED CONGREGATE CAR		1			1
PHYSICIANS REGIONAL MEDICAL CTR - COLLIER BLVD			1	100%	1
ENZO LABS INC			1	100%	1
WINCHESTER HOSPITAL			1	100%	1
FLORIDA KEYS PED AND ADOLES CTR			1	100%	1
SOUTHERN HILLS MEDICAL CENTER			1	100%	1
MEASE COUNTRYSIDE HOSPITAL CARDIAC REH			1	100%	1
ORLANDO CLINICAL RESEARCH CENTER		1			1
ORLANDO FAMILY PHYSICIANS			1	100%	1
INSPIRE HEALTHCARE CENTER			1	100%	1
JS HEALTHCARE			1	100%	1
LRGHEALTHCARE		1			1
NORTHCREST MEDICAL CENTER			1	100%	1
NDX-CORE LAB			1	100%	1
CYPRESS VILLAGE REHAB CENTER		1			1
Dulles Health and Rehab Center		1			1
CAREMED CLINIC LLC			1	100%	1
MEDEXPRESS URGENT CARE MONACA		1			1
NEMOURS CHILDRENS PRIMARY CARE MAITLAND			1	100%	1

COVID-19: testing by laboratory

Data through Dec 7, 2020 verified as of Dec 8, 2020 at 09:25 AM

Data in this report are provisional and subject to change.

The numbers in the table below represent the number of Florida and non-Florida residents for whom test results were received by the Department of Health. A person can be tested by more than one laboratory and can have both positive and negative results. **Therefore, the sum of the numbers in each column will be larger than the total number of people tested.**

Reporting lab	Inconclusive	Negative	Positive	Percent positive	Total
MEDEXPRESS URGENT CARE - MBURG COMMONS		1			1
REEVES COUNTY HOSPITAL DISTRICT			1	100%	1
MOORE CLINICAL RESEARCH INC			1	100%	1
COVID TESTING LLC			1	100%	1
MEDEXPRESS - NEW CASTLE, DUPONT HWY		1			1
SOUTHWOOD NURSING & RETIREMENT CENTER		1			1
MINUTECLINIC LLC # 3930			1	100%	1
ST CATHERINE HOSPITAL LABORATORY			1	100%	1
UNIVERSITY OF BALTIMORE WASHINGTON MEDICAL CENTER			1	100%	1
PARRISH MEDICAL GROUP			1	100%	1
CLINICAL LABORATORY		1			1
GIFFORD MEMORIAL HOSPITAL		1			1
SIGNATURE CARE MEMORIAL CITY			1	100%	1
HILTON HEAD HOSPITAL/INPATIENT			1	100%	1
TMH PHYSICIAN PARTNERS			1	100%	1
Good Samaritan Society-Blackduck		1			1
ST JUDE LABORATORIES		1			1
RAMBAM URGENT CARE			1	100%	1
LAREDO EMERGENCY ROOM			1	100%	1
MEDEXPRESS URGENT CARE - WEIRTON		1			1
ST. JOHN HOSPITAL & MEDICAL CENTER			1	100%	1
NORTHEAST TEXAS DIALYSIS		1			1
FLORIDA DEPARTMENT OF HEALTH IN LEE COUNTY			1	100%	1
DEPT OF VA MEDICAL CENTER - MIAMI			1	100%	1
EASTERN FLORIDA STATE COLLEGE - PALM BAY CAMPUS			1	100%	1
HEALTH CARE SERVICES LC			1	100%	1
ASSOCIATED MD			1	100%	1
MID-FLORIDA PATHOLOGY LLC - MOBILE UNIT # 3			1	100%	1
ALPHA CLINICAL LABORATORY CORP.			1	100%	1
TRUMAN MEDICAL CENTER - HOSPITAL HILL			1	100%	1
SUPERKIDS PEDIATRICS			1	100%	1
WELLINGTON REGIONAL MEDICAL CENTER			1	100%	1
PARK AVENUE PEDIATRICS PC		1			1
MEDEXPRESS URGENT CARE PORT HURON		1			1
ACCESS HEALTH CARE PHYSICIANS			1	100%	1
MEDEXPRESS URGENT CARE - ANDERSON		1			1
BL DIAGNOSTICS LLC			1	100%	1
Mill Valley Care Center		1			1
ORLANDO MEDICAL CENTER PL			1	100%	1
BEST MEDICAL CENTER		1			1
MEDICAL CITY DALLAS HOSPITAL			1	100%	1
CHIEFLAND MEDICAL CENTER			1	100%	1
BAPTIST EMERGENCY HOSPITAL KELLY			1	100%	1
WALKONCLINIC			1	100%	1
Medicalodges Neosho			1	100%	1
CARESOUTH HHA HOLDINGS OF THE TREASURE COAST LLC			1	100%	1

COVID-19: testing by laboratory

Data through Dec 7, 2020 verified as of Dec 8, 2020 at 09:25 AM

Data in this report are provisional and subject to change.

The numbers in the table below represent the number of Florida and non-Florida residents for whom test results were received by the Department of Health. A person can be tested by more than one laboratory and can have both positive and negative results. **Therefore, the sum of the numbers in each column will be larger than the total number of people tested.**

Reporting lab	Inconclusive	Negative	Positive	Percent positive	Total
The Pines at Poughkeepsie Center for Nursing and Rehabilitation		1			1
COSTCO PHARMACY #1023			1	100%	1
TALLAHASSEE PRIMARY CARE ASSOCIATES PA			1	100%	1
HEALTH FIRST MEDICAL GROUP LLC			1	100%	1
BOULDER COMMUNITY HOSPITAL			1	100%	1
HIGHLAND PARK LAKEWOOD PRESTON HOLLOW			1	100%	1
CLINIC OF PEDIATRICS & GI MEDICINE INC			1	100%	1
LOUISIANA STATE LAB			1	100%	1
CELEBRATION FAMILY PHYSICIANS LLC			1	100%	1
SHELBYVILLE HOSPITAL COMPANY		1			1
SOS MOBILE MEDICAL CARE LLC		1			1
MEDEXPRESS URGENT CARE - TARENTUM		1			1
ADVANCED MEDICAL RESEARCH CENTER LLC			1	100%	1
OCCUPATIONAL HEALTH CENTER		1			1
JACKSONVILLE STATEFL			1	100%	1
BOSTON MEDICAL CENTER			1	100%	1
OCEAN MEDICAL CENTER		1			1
EXPRESS CARE OF TAMPA BAY LLC		1			1
Florida Baptist Retirement Center		1			1
MEMORIAL HERMANN SOUTHWEST HOSPITAL			1	100%	1
FLORIDA HOSPITAL LAB			1	100%	1
MOUNT SINAI MEDICAL CENTER AVENTURA ER			1	100%	1
HABANA HEALTH CARE CENTER			1	100%	1
TENNESSEE VALLEY HCS			1	100%	1
MEDICAL ARTS LABORATORY			1	100%	1
ONPOINT URGENT CARE			1	100%	1
TMH PHYSICIAN PARTNERS SOUTHWOOD			1	100%	1
WARD MEMORIAL HOSPITAL		1			1
KANSAS CITY VA MEDICAL CENTER			1	100%	1
CLAYMED OF NORTH FLORIDA			1	100%	1
MEDCARE QUALITY MEDICAL CENTER LLC			1	100%	1
TREASURE COAST PRIMARY CARE		1			1
CHRISTIANA HOSPITAL		1			1
NORTH SHORE HEMATOLOGY-ONCOLOGY ASSOCIATES		1			1
CVS HEALTH, #2043		1			1
MORGAN STANELY HEALTH CENTER		1			1
ADVANCE MD CARE			1	100%	1
SAINT ALPHONSUS REGIONAL MEDICAL CENTER			1	100%	1
FLORIDA HEALTHCARE OF ORLANDO			1	100%	1
EAST COAST INSTITUTE FOR RESEARCH LLC			1	100%	1
PEDIATRIC ASSOCIATES - DORAL			1	100%	1
SPINE & PAIN CONSULTANT PLLC		1			1
PROVIDENCE ST PETER HOSPITAL		1			1
DIAGNOSTIC & MEDICAL SPECIALISTS OF GREENWICH		1			1
DEL PRADO MEDICAL CENTER, INC		1			1
UNIVERSITY HOSPITALS OF CLEVELAND			1	100%	1

COVID-19: testing by laboratory

Data through Dec 7, 2020 verified as of Dec 8, 2020 at 09:25 AM

Data in this report are provisional and subject to change.

The numbers in the table below represent the number of Florida and non-Florida residents for whom test results were received by the Department of Health. A person can be tested by more than one laboratory and can have both positive and negative results. **Therefore, the sum of the numbers in each column will be larger than the total number of people tested.**

Reporting lab	Inconclusive	Negative	Positive	Percent positive	Total
ENCOMPASS HEALTH HOME HEALTH		1			1
The Evangelical Lutheran Good Samaritan Society Prescott Village		1			1
ADVENT HEALTH APOPKA		1			1
SMITH KLINE			1	100%	1
LIFELINK OF FLORIDA			1	100%	1
CVS HEALTH, #1994		1			1
AUSTIN PUBLIC HEALTH			1	100%	1
BAYCARE LABORATORIES			1	100%	1
LEE PHYSICIAN GROUP			1	100%	1
VILLAGES HEALTH SYSTEM, LLC, THE			1	100%	1
HIALEAH SHORES NURSING AND			1	100%	1
UHEALTH CORAL SPRINGS			1	100%	1
FLORIDA STATE UNIVERSITY HEALTH SERVICES			1	100%	1
Heritage Health of Peru			1	100%	1
MEDEXPRESS URGENT CARE MURRYSVILLE		1			1
DASCENA LAB			1	100%	1
ICARE		1			1
STANLY REGIONAL MEDICAL CENTER			1	100%	1
SCIENCE CARE			1	100%	1
NORTHSIDE HOSPITAL DULUTH			1	100%	1
Total	54,299	10,388,564	1,371,389	12%	11,814,252