

# COVID-19: summary of cases and monitoring

Data through Dec 2, 2020 verified as of Dec 3, 2020 at 09:25 AM

Data in this report are provisional and subject to change.

Cases: people with positive PCR or antigen test result	
<b>Total cases</b>	<b>1,029,030</b>
Florida residents	1,012,456
Non-Florida residents	16,574
<b>Type of testing</b>	
Florida residents	1,012,456
Positive by BPHL/CDC	38,525
Positive by commercial/hospital lab	973,931
PCR positive	918,318
Antigen positive	94,138
Non-Florida residents	16,574
Positive by BPHL/CDC	469
Positive by commercial/hospital lab	16,105
PCR positive	13,529
Antigen positive	3,045
<b>Characteristics</b>	
Florida residents hospitalized	55,820
Florida resident deaths	18,874
Non-Florida resident deaths	238
Hospitalized counts include anyone who was hospitalized at some point during their illness. It does not reflect the number of people currently hospitalized.	
More information on deaths identified through death certificate data is available on the National Center for Health Statistics website at <a href="http://www.cdc.gov/nchs/nvss/vsrr/COVID19/index.htm">www.cdc.gov/nchs/nvss/vsrr/COVID19/index.htm</a> .	

Cases: people with positive PCR or antigen test result	
<b>Risk factors for Florida residents</b>	
Traveled	9,271
Contact with a known case	387,686
Traveled and contact with a known case	11,090
Neither	604,409
No travel and no contact	130,789
Travel is unknown	331,176
Contact is unknown	248,135
Contact is pending	195,590
Travel can be unknown and contact can be unknown or pending for the same case, these numbers will sum to more than the "neither" total.	

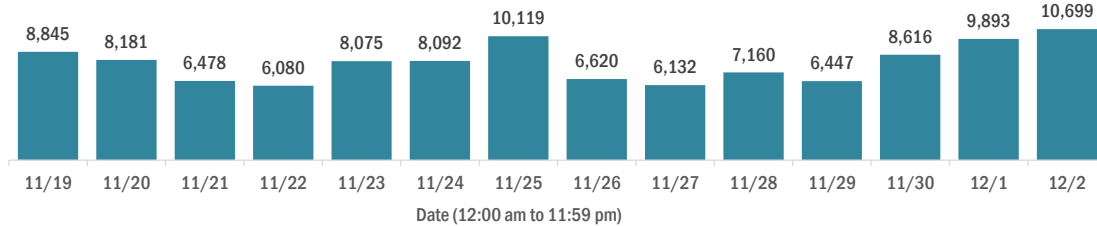
# COVID-19: summary of laboratory testing

Data through Dec 2, 2020 verified as of Dec 3, 2020 at 09:25 AM

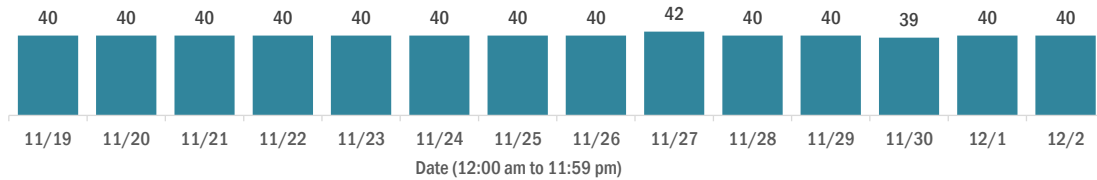
Data in this report are provisional and subject to change.

## Cases in Florida residents per day for the past 2 weeks

### Number of cases per day



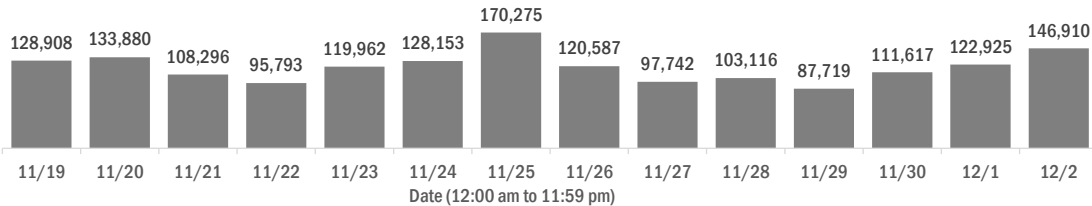
### Median age of cases by day



## Laboratory testing for Florida residents over the past 2 weeks

### Number of Florida residents tested per day

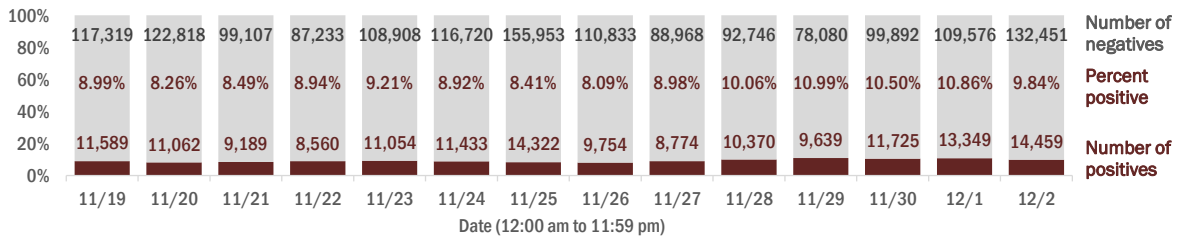
These counts include the number of people for whom the Department received PCR or antigen laboratory results by day. People tested on multiple days will be included for each day a new result was received. A person is only counted once for each day they are tested, regardless of whether multiple specimens are tested or multiple results are received.



### Number and percent of Florida residents with positive test results

The percent of positive results ranged from 8.09% to 10.99% over the past 2 weeks and was 9.84% yesterday.

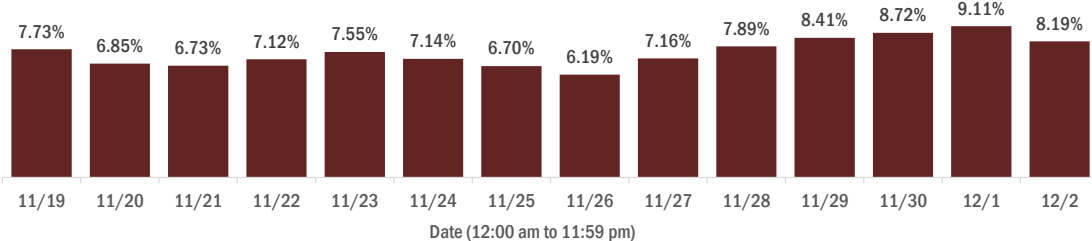
These counts include the number of people for whom the Department received PCR or antigen laboratory results by day. People tested on multiple days will be included for each day a new result was received. A person is only counted once for each day they are tested, regardless of whether multiple specimens are tested or multiple results are received. If a person has a positive specimen and a negative specimen in the same day, only the positive result is counted.



### Percent positivity for new cases in Florida residents

The percent of positive results ranged from 6.19% to 9.11% over the past 2 weeks and was 8.19% yesterday.

This percent is the number of people who test PCR- or antigen-positive for the first time divided by all the people tested that day, excluding people who have previously tested positive.



# COVID-19: characteristics of 1,012,456 Florida resident cases

Data through Dec 2, 2020 verified as of Dec 3, 2020 at 09:25 AM

Data in this report are provisional and subject to change.

Age group	Cases		Hospitalizations		Deaths	
0-4 years	17,320	2%	371	1%	0	0%
5-14 years	48,850	5%	340	1%	5	0%
15-24 years	163,638	16%	1,489	3%	33	0%
25-34 years	184,615	18%	3,065	5%	111	1%
35-44 years	159,395	16%	4,581	8%	321	2%
45-54 years	156,386	15%	6,870	12%	761	4%
55-64 years	131,722	13%	9,753	17%	2,073	11%
65-74 years	80,275	8%	11,234	20%	4,039	21%
75-84 years	45,338	4%	10,702	19%	5,554	29%
85+ years	23,858	2%	7,411	13%	5,977	32%
Unknown	1,059	0%	4	0%	0	0%
<b>Total</b>	<b>1,012,456</b>		<b>55,820</b>		<b>18,874</b>	

Gender	Cases	
Female	521,738	52%
Male	484,854	48%
Unknown	5,864	1%
<b>Total</b>	<b>1,012,456</b>	

Ethnicity	Cases		Hospitalizations		Deaths	
Hispanic	309,932	31%	15,313	27%	4,717	25%
Non-Hispanic	459,351	45%	37,552	67%	12,831	68%
Unknown	243,173	24%	2,955	5%	1,326	7%
<b>Total</b>	<b>1,012,456</b>		<b>55,820</b>		<b>18,874</b>	

Race and ethnicity	Cases		Hospitalizations		Deaths	
White	513,142	51%	34,913	63%	13,339	71%
Hispanic	204,045	20%	10,725	19%	3,747	20%
Non-Hispanic	275,218	27%	23,032	41%	8,952	47%
Unknown	33,879	3%	1,156	2%	640	3%
Black	140,605	14%	12,457	22%	3,439	18%
Hispanic	7,332	1%	518	1%	132	1%
Non-Hispanic	122,209	12%	11,633	21%	3,170	17%
Unknown	11,064	1%	306	1%	137	1%
Other race	137,887	14%	6,682	12%	1,496	8%
Hispanic	71,064	7%	3,682	7%	709	4%
Non-Hispanic	48,348	5%	2,700	5%	653	3%
Unknown	18,475	2%	300	1%	134	1%
Unknown race	220,822	22%	1,768	3%	600	3%
Hispanic	27,491	3%	388	1%	129	1%
Non-Hispanic	13,576	1%	187	0%	56	0%
Unknown	179,755	18%	1,193	2%	415	2%
<b>Total</b>	<b>1,012,456</b>		<b>55,820</b>		<b>18,874</b>	

**Hospitalization** counts include anyone who was hospitalized at some point during their illness. It does not reflect the number of people currently hospitalized. **Other race** includes any person with a race of American Indian/Alaskan native, Asian, native Hawaiian/Pacific Islander, or other.

# COVID-19: deaths in Florida residents and staff of long-term care facilities

Data through Dec 2, 2020 verified as of Dec 3, 2020 at 09:25 AM

Data in this report are provisional and subject to change.

For current cases in residents or staff of long-term care facilities, please visit: <https://floridahealthcovid19.gov/>

County	Deaths		County	Deaths		County	Deaths	
Dade	868	12%	Osceola	90	1%	Washington	12	0%
Palm Beach	764	10%	Charlotte	89	1%	Gadsden	11	0%
Pinellas	621	8%	Okaloosa	85	1%	Gilchrist	11	0%
Broward	475	6%	Clay	71	1%	Baker	9	0%
Hillsborough	418	6%	Citrus	69	1%	Jefferson	8	0%
Polk	347	5%	Indian River	67	1%	Lafayette	8	0%
Lee	274	4%	Jackson	65	1%	Calhoun	6	0%
Brevard	257	3%	Leon	55	1%	Gulf	5	0%
Duval	256	3%	Suwannee	53	1%	Bradford	3	0%
Orange	237	3%	St. Johns	47	1%	Flagler	3	0%
Sarasota	221	3%	Highlands	46	1%	Holmes	3	0%
St. Lucie	183	2%	Bay	38	1%	Monroe	3	0%
Volusia	182	2%	Alachua	34	0%	Taylor	3	0%
Seminole	175	2%	Columbia	34	0%	Desoto	2	0%
Marion	169	2%	Sumter	29	0%	Hardee	2	0%
Manatee	147	2%	Nassau	26	0%	Levy	2	0%
Escambia	144	2%	Santa Rosa	23	0%	Dixie	1	0%
Collier	123	2%	Hendry	20	0%	Liberty	1	0%
Pasco	116	2%	Putnam	19	0%	Total	7,398	
Martin	111	2%	Madison	16	0%			
Hernando	105	1%	Okeechobee	16	0%			
Lake	104	1%	Walton	16	0%			

**Note:** cases are summarized by the county of usual residence. Residents and staff may be cases associated with facilities that are not in their county of usual residence, resulting in cases being included below for counties that do not have facilities with known cases.

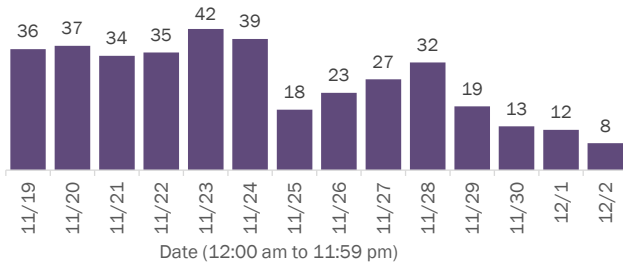
# COVID-19: cases in Florida residents who have died

Data through Dec 2, 2020 verified as of Dec 3, 2020 at 09:25 AM

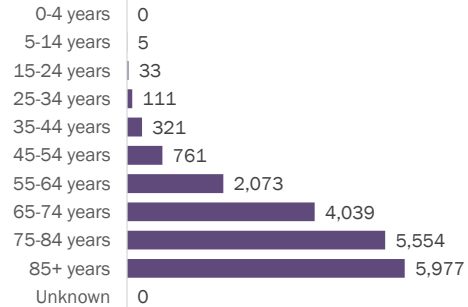
Data in this report are provisional and subject to change.

Demographics for all identified COVID-19 deaths: 18,874

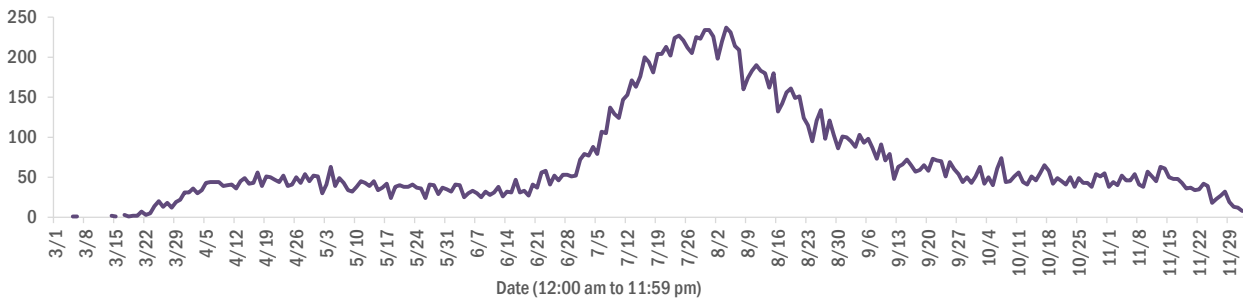
## Deaths by date of death for the past 2 weeks



## Deaths by age group



## Deaths by date of death since March 2020



Age group	Deaths	Cases	Case fatality rate	Mortality rate per 100,000 population
0-4 years	0	17,320	0.0%	0.0
5-14 years	5	48,850	0.0%	0.2
15-24 years	33	163,638	0.0%	1.3
25-34 years	111	184,615	0.1%	3.9
35-44 years	321	159,395	0.2%	12.3
45-54 years	761	156,386	0.5%	27.3
55-64 years	2,073	131,722	1.6%	71.7
65-74 years	4,039	80,275	5.0%	166.4
75-84 years	5,554	45,338	12.3%	395.5
85+ years	5,977	23,858	25.1%	1034.9
Unknown	0	1,059	0.0%	
<b>Total</b>	<b>18,874</b>	<b>1,012,456</b>	<b>1.9%</b>	<b>87.4</b>

Race	Deaths	Cases	Case fatality rate	Mortality rate per 100,000 population
White	13,339	513,142	2.6%	79.9
Black	3,439	140,605	2.4%	94.0
Other	1,496	137,887	1.1%	120.2
Unknown	600	220,822	0.3%	
<b>Total</b>	<b>18,874</b>	<b>1,012,456</b>	<b>1.9%</b>	<b>87.4</b>

Gender	Deaths	Cases	Case fatality rate	Mortality rate per 100,000 population
Female	8,351	521,738	1.6%	75.6
Male	10,523	484,854	2.2%	99.7
Unknown	0	5,864	0.0%	
<b>Total</b>	<b>18,874</b>	<b>1,012,456</b>	<b>1.9%</b>	<b>87.4</b>

Ethnicity	Deaths	Cases	Case fatality rate	Mortality rate per 100,000 population
Hispanic	4,717	309,932	1.5%	83.1
Non-Hispanic	12,831	459,351	2.8%	80.6
Unknown	1,326	243,173	0.5%	
<b>Total</b>	<b>18,874</b>	<b>1,012,456</b>	<b>1.9%</b>	<b>87.4</b>

# COVID-19: characteristics of 1,029,030 cases

Data through Dec 2, 2020 verified as of Dec 3, 2020 at 09:25 AM

Data in this report are provisional and subject to change.

Tables below include cases in Florida residents and non-Florida residents.

All 67 Florida counties have cases:

County	FL resident cases	Non-FL resident cases	Total cases	FL resident deaths	FL death rate
Dade	233,738	2,570	236,308	3,868	1.7%
Broward	109,388	1,129	110,517	1,687	1.5%
Palm Beach	66,322	784	67,106	1,709	2.6%
Hillsborough	59,357	452	59,809	947	1.6%
Orange	59,378	413	59,791	652	1.1%
Duval	44,880	695	45,575	634	1.4%
Pinellas	33,334	523	33,857	915	2.7%
Lee	30,528	715	31,243	596	2.0%
Polk	28,231	168	28,399	691	2.4%
Osceola	18,855	211	19,066	245	1.3%
Collier	17,933	401	18,334	285	1.6%
Manatee	17,090	234	17,324	383	2.2%
Escambia	15,318	1,859	17,177	310	2.0%
Volusia	16,713	208	16,921	371	2.2%
Brevard	16,074	134	16,208	451	2.8%
Leon	15,054	451	15,505	147	1.0%
Pasco	15,335	145	15,480	285	1.9%
Sarasota	13,883	374	14,257	391	2.8%
Marion	13,421	41	13,462	384	2.9%
Seminole	13,246	77	13,323	280	2.1%
Alachua	12,992	126	13,118	102	0.8%
St. Lucie	11,010	41	11,051	370	3.4%
Lake	10,797	102	10,899	258	2.4%
Okaloosa	9,334	97	9,431	160	1.7%
St. Johns	9,062	155	9,217	99	1.1%
Bay	8,555	342	8,897	159	1.9%
Clay	8,286	20	8,306	154	1.9%
Santa Rosa	7,670	99	7,769	103	1.3%
Martin	6,344	68	6,412	178	2.8%
Charlotte	5,246	47	5,293	197	3.8%
Hernando	5,140	30	5,170	224	4.4%
Indian River	5,072	52	5,124	139	2.7%
Citrus	4,919	26	4,945	176	3.6%
Columbia	4,847	19	4,866	97	2.0%
Jackson	3,907	52	3,959	95	2.4%

County	FL resident cases	Non-FL resident cases	Total cases	FL resident deaths	FL death rate
Highlands	3,865	28	3,893	149	3.9%
Walton	3,433	368	3,801	38	1.1%
Sumter	3,582	20	3,602	98	2.7%
Monroe	3,376	104	3,480	28	0.8%
Gadsden	3,368	11	3,379	57	1.7%
Nassau	3,072	270	3,342	57	1.9%
Suwannee	3,312	25	3,337	87	2.6%
Unknown	196	2,673	2,869	0	0.0%
Putnam	2,848	7	2,855	60	2.1%
Flagler	2,787	25	2,812	43	1.5%
Hendry	2,551	10	2,561	45	1.8%
Desoto	2,442	8	2,450	34	1.4%
Baker	2,070	10	2,080	33	1.6%
Okeechobee	2,055	13	2,068	44	2.1%
Hardee	1,784	7	1,791	18	1.0%
Wakulla	1,674	9	1,683	15	0.9%
Taylor	1,665	4	1,669	21	1.3%
Washington	1,549	16	1,565	27	1.7%
Levy	1,445	7	1,452	14	1.0%
Bradford	1,434	3	1,437	18	1.3%
Lafayette	1,345	0	1,345	20	1.5%
Madison	1,279	17	1,296	27	2.1%
Union	1,242	0	1,242	61	4.9%
Holmes	1,194	20	1,214	15	1.3%
Gulf	1,073	15	1,088	20	1.9%
Hamilton	997	9	1,006	11	1.1%
Dixie	971	3	974	11	1.1%
Calhoun	900	2	902	22	2.4%
Franklin	822	11	833	4	0.5%
Gilchrist	794	0	794	20	2.5%
Jefferson	775	17	792	11	1.4%
Glades	682	1	683	10	1.5%
Liberty	615	1	616	14	2.3%
<b>Total</b>	<b>1,012,456</b>	<b>16,574</b>	<b>1,029,030</b>	<b>18,874</b>	<b>1.9%</b>

# COVID-19: characteristics of 1,012,456 Florida resident cases

Data through Dec 2, 2020 verified as of Dec 3, 2020 at 09:25 AM

Data in this report are provisional and subject to change.

The table below includes the cities and counties of residence for cases in Florida residents based on the patient's ZIP Code. Note that city is not always received as part of the initial notification and may be missing while the case is being investigated.

City and county	Cases
Miami, Dade	135,509
Orlando, Orange	44,727
Jacksonville, Duval	42,053
Tampa, Hillsborough	35,652
Hialeah, Dade	31,929
Fort Lauderdale, Broward	25,498
Hollywood, Broward	21,347
West Palm Beach, Palm Beach	16,427
Kissimmee, Osceola	14,805
Naples, Collier	14,616
Tallahassee, Leon	14,236
Homestead, Dade	13,891
Saint Petersburg, Pinellas	13,128
Pensacola, Escambia	12,585
Fort Myers, Lee	12,408
Pompano Beach, Broward	11,945
Bradenton, Manatee	11,426
Boca Raton, Palm Beach	11,074
Gainesville, Alachua	10,784
Ocala, Marion	10,424
Lakeland, Polk	9,750
Sarasota, Sarasota	8,994
Lake Worth, Palm Beach	8,563
Cape Coral, Lee	7,379
Port Saint Lucie, St. Lucie	7,135
Miramar, Broward	6,952
Clearwater, Pinellas	6,524
Miami Gardens, Dade	6,354
Boynton Beach, Palm Beach	6,187
Miami Beach, Dade	6,140
Coral Springs, Broward	5,528
Panama City, Bay	5,527
Winter Haven, Polk	5,075
Melbourne, Brevard	5,002
Saint Augustine, St. Johns	4,994
Lehigh Acres, Lee	4,934
Delray Beach, Palm Beach	4,829
Lake City, Columbia	4,523
Davie, Broward	4,392
Doral, Dade	4,274
Coral Gables, Dade	4,153
Sunrise, Broward	4,107
Milton, Santa Rosa	4,080
Riverview, Hillsborough	4,012
Vero Beach, Indian River	3,894
Daytona Beach, Volusia	3,816
Fort Pierce, St. Lucie	3,816
Saint Cloud, Osceola	3,621
Brandon, Hillsborough	3,576
Palm Bay, Brevard	3,521
Plant City, Hillsborough	3,491
Largo, Pinellas	3,490
Apopka, Orange	3,490
Plantation, Broward	3,454
Orange Park, Clay	3,422
New Port Richey, Pasco	3,374
Miami Lakes, Dade	3,333
North Miami Beach, Dade	3,311

# COVID-19: characteristics of 1,012,456 Florida resident cases

Data through Dec 2, 2020 verified as of Dec 3, 2020 at 09:25 AM

Data in this report are provisional and subject to change.

The table below includes the cities and counties of residence for cases in Florida residents based on the patient's ZIP Code. Note that city is not always received as part of the initial notification and may be missing while the case is being investigated.

City and county	Cases
Deerfield Beach, Broward	3,207
Weston, Broward	3,197
Jupiter, Palm Beach	3,149
Stuart, Martin	3,097
Sanford, Seminole	3,080
Spring Hill, Hernando	2,969
Fort Walton Beach, Okaloosa	2,894
Clermont, Lake	2,891
Deltona, Volusia	2,800
Tamarac, Broward	2,786
Live Oak, Suwannee	2,750
Cutler Ridge, Dade	2,740
Port Charlotte, Charlotte	2,677
Opa Locka, Dade	2,613
Davenport, Polk	2,588
Immokalee, Collier	2,560
Palm Beach Gardens, Palm Beach	2,502
Deland, Volusia	2,490
Winter Park, Orange	2,454
Winter Garden, Orange	2,431
Palmetto, Manatee	2,429
Arcadia, Desoto	2,382
Margate, Broward	2,352
Palm Coast, Flagler	2,331
Crestview, Okaloosa	2,330
Coconut Creek, Broward	2,327
Land O Lakes, Pasco	2,300
Wesley Chapel, Pasco	2,270
Oviedo, Seminole	2,236
Wellington, Palm Beach	2,226
Hallandale, Broward	2,152
Palm Harbor, Pinellas	2,132
Altamonte Springs, Seminole	2,112
Okeechobee, Okeechobee	2,049
Haines City, Polk	2,047
Lake Worth Beach, Palm Beach	2,021
Venice, Sarasota	2,000
Sebring, Highlands	1,977
Key West, Monroe	1,969
Bonita Springs, Lee	1,941
Ocoee, Orange	1,915
Brooksville, Hernando	1,911
Middleburg, Clay	1,911
Punta Gorda, Charlotte	1,889
North Port, Sarasota	1,882
Lutz, Hillsborough	1,850
North Lauderdale, Broward	1,829
Leesburg, Lake	1,807
Valrico, Hillsborough	1,804
North Miami, Dade	1,763
Seminole, Pinellas	1,762
Pembroke Pines, Broward	1,762
Quincy, Gadsden	1,721
Port Orange, Volusia	1,689
Ruskin, Hillsborough	1,681
Pinellas Park, Pinellas	1,642
Longwood, Seminole	1,577
Ormond Beach, Volusia	1,568
Jacksonville Beach, Duval	1,568



# COVID-19: characteristics of 1,012,456 Florida resident cases

Data through Dec 2, 2020 verified as of Dec 3, 2020 at 09:25 AM

Data in this report are provisional and subject to change.

The table below includes the cities and counties of residence for cases in Florida residents based on the patient's ZIP Code. Note that city is not always received as part of the initial notification and may be missing while the case is being investigated.

City and county	Cases
Perry, Taylor	1,566
Oakland Park, Broward	1,550
Zephyrhills, Pasco	1,539
Windermere, Orange	1,532
Crawfordville, Wakulla	1,517
Saint Johns, St. Johns	1,484
Cocoa, Brevard	1,471
Marianna, Jackson	1,443
Casselberry, Seminole	1,436
Green Cove Springs, Clay	1,431
Royal Palm Beach, Palm Beach	1,431
Dade City, Pasco	1,430
Bartow, Polk	1,423
Clewiston, Hendry	1,417
Niceville, Okaloosa	1,414
Crossings, Dade	1,369
Coconut Grove, Dade	1,349
Palatka, Putnam	1,347
Cantonment, Escambia	1,342
Kissimmee, Polk	1,342
Gulf Breeze, Santa Rosa	1,332
Mayo, Lafayette	1,331
Navarre, Santa Rosa	1,330
Defuniak Springs, Walton	1,307
Carol City, Dade	1,295
Hudson, Pasco	1,287
Missing, Dade	1,280
Lake Mary, Seminole	1,273
North Fort Myers, Lee	1,271
Inverness, Citrus	1,270
Chipley, Washington	1,253
Wimauma, Hillsborough	1,249
Auburndale, Polk	1,242
Panama City Beach, Bay	1,241
Lynn Haven, Bay	1,226
Ponte Vedra Beach, St. Johns	1,218
The Villages, Sumter	1,217
Port Richey, Pasco	1,209
Titusville, Brevard	1,200
Fernandina Beach, Nassau	1,188
Belle Glade, Palm Beach	1,184
Lake Wales, Polk	1,176
Aventura, Dade	1,152
Starke, Bradford	1,127
Tarpon Springs, Pinellas	1,120
Santa Rosa Beach, Walton	1,113
Merritt Island, Brevard	1,104
Biscayne Park, Dade	1,100
New Smyrna Beach, Volusia	1,077
Winter Springs, Seminole	1,076
Fleming Island, Clay	1,067
Avon Park, Highlands	1,063
Labelle, Hendry	1,060
Loxahatchee, Palm Beach	1,053
Wauchula, Hardee	1,044
Cooper City, Broward	1,040
Sarasota, Manatee	1,034
Destin, Okaloosa	1,027
Indiantown, Martin	1,022

# COVID-19: characteristics of 1,012,456 Florida resident cases

Data through Dec 2, 2020 verified as of Dec 3, 2020 at 09:25 AM

Data in this report are provisional and subject to change.

The table below includes the cities and counties of residence for cases in Florida residents based on the patient's ZIP Code. Note that city is not always received as part of the initial notification and may be missing while the case is being investigated.

City and county	Cases
Estero, Lee	1,020
Key Biscayne, Dade	988
Dunedin, Pinellas	975
Century, Escambia	963
Graceville, Jackson	959
Tavares, Lake	950
Parkland, Broward	949
Palm City, Martin	943
Parrish, Manatee	940
Mulberry, Polk	937
Rockledge, Brevard	932
Seffner, Hillsborough	926
Eustis, Lake	916
Holiday, Pasco	915
Lake Butler, Union	908
Bonifay, Holmes	907
Florida City, Dade	906
Riviera Beach, Palm Beach	900
Madison, Madison	900
El Portal, Dade	892
Macclenny, Baker	880
Maitland, Orange	870
Everglades National Park, Dade	866
Mount Dora, Lake	854
Odessa, Hillsborough	838
Orange City, Volusia	826
Crystal River, Citrus	808
Sanderson, Baker	778
Lake Placid, Highlands	776
Dania, Broward	774
Dover, Hillsborough	756
Groveland, Lake	752
Coleman, Sumter	725
Lithia, Hillsborough	719
Monticello, Jefferson	718
Olympia Heights, Dade	709
Gibsonton, Hillsborough	705
Uleta, Dade	704
Yulee, Nassau	703
Atlantic Beach, Duval	699
Jasper, Hamilton	692
Homosassa, Citrus	677
Hobe Sound, Martin	675
Ponte Vedra, St. Johns	675
Coral, Dade	674
Pinecrest, Dade	658
Lantana, Palm Beach	658
Palm Springs, Palm Beach	643
Moore Haven, Glades	642
Pace, Santa Rosa	633
Sebastian, Indian River	630
Summerfield, Marion	629
Oldsmar, Pinellas	628
Havana, Gadsden	617
Alachua, Alachua	608
Blountstown, Calhoun	608
Wewahitchka, Gulf	603
North Palm Beach, Palm Beach	599
South Miami, Dade	598

# COVID-19: characteristics of 1,012,456 Florida resident cases

Data through Dec 2, 2020 verified as of Dec 3, 2020 at 09:25 AM

Data in this report are provisional and subject to change.

The table below includes the cities and counties of residence for cases in Florida residents based on the patient's ZIP Code. Note that city is not always received as part of the initial notification and may be missing while the case is being investigated.

City and county	Cases
Callahan, Nassau	595
Debary, Volusia	590
Lecanto, Citrus	587
Sun City Center, Hillsborough	583
Chattahoochee, Gadsden	580
Cross City, Dixie	574
South Bay, Palm Beach	571
Apollo Beach, Hillsborough	565
Frostproof, Polk	559
Trenton, Gilchrist	556
Fisher Island, Dade	555
Newberry, Alachua	545
Edgewater, Volusia	541
Wildwood, Sumter	539
Pahokee, Palm Beach	534
Dunnellon, Marion	532
Ellenton, Manatee	527
Jensen Beach, Martin	521
Lady Lake, Lake	520
Belleview, Marion	518
Bristol, Liberty	511
Fellsmere, Indian River	509
Williston, Levy	509
Wilton Manors, Broward	500
Lauderhill, Broward	491
Satellite Beach, Brevard	487
Lauderdale Lakes, Broward	486
Safety Harbor, Pinellas	486
Palmetto Bay, Dade	484
Crescent City, Putnam	483
Beverly Hills, Citrus	483
Bowling Green, Hardee	475
Polk City, Polk	475
Freeport, Walton	471
Port Saint Joe, Gulf	460
Nokomis, Sarasota	457
Mary Esther, Okaloosa	456
Hilliard, Nassau	452
Key Largo, Monroe	450
Bushnell, Sumter	447
Carrabelle, Franklin	441
Fort Meade, Polk	428
Dunnellon, Citrus	423
Marco Island, Collier	421
Keystone Heights, Clay	421
Sweetwater, Dade	420
Shalimar, Okaloosa	420
Glen Saint Mary, Baker	409
Hernando, Citrus	405
Chiefland, Levy	386
Sneads, Jackson	374
Florida State University, Leon	373
Old Town, Dixie	367
Englewood, Charlotte	364
Centerville, Leon	361
Indialantic, Brevard	360
Southwest Ranches, Broward	359
Cocoa Beach, Brevard	347
Lake Alfred, Polk	343

# COVID-19: characteristics of 1,012,456 Florida resident cases

Data through Dec 2, 2020 verified as of Dec 3, 2020 at 09:25 AM

Data in this report are provisional and subject to change.

The table below includes the cities and counties of residence for cases in Florida residents based on the patient's ZIP Code. Note that city is not always received as part of the initial notification and may be missing while the case is being investigated.

City and county	Cases
Jacksonville, St. Johns	338
Marathon, Monroe	334
Miramar Beach, Walton	332
Bronson, Levy	328
Thonotosassa, Hillsborough	328
Spring Hill, Pasco	327
Neptune Beach, Duval	324
Englewood, Sarasota	309
Raiford, Union	307
Belle Isle, Orange	307
Medley, Dade	304
Cottondale, Jackson	300
High Springs, Alachua	296
Sorrento, Lake	296
Fort Myers Beach, Lee	295
Fort White, Columbia	287
Minneola, Lake	286
Malone, Jackson	283
West Melbourne, Brevard	282
Clearwater Beach, Pinellas	277
Mascotte, Lake	272
Lehigh, Lee	271
Palm Beach, Palm Beach	265
Oakland, Orange	262
Baker, Okaloosa	260
Trinity, Pasco	257
Fruitland Park, Lake	256
Midway, Gadsden	252
Gulfport, Pinellas	246
Umatilla, Lake	242
Myakka City, Manatee	241
Zolfo Springs, Hardee	241
Bunnell, Flagler	240
Citra, Marion	233
Pierson, Volusia	231
Haverhill, Palm Beach	229
Rotunda West, Charlotte	227
South Daytona, Volusia	226
Hawthorne, Alachua	226
Silver Springs, Marion	225
Bell, Gilchrist	223
Interlachen, Putnam	223
Weeki Wachee, Hernando	219
Tavernier, Monroe	215
De Leon Springs, Volusia	214
Lake Park, Palm Beach	210
Apalachicola, Franklin	209
Youngstown, Bay	208
Flagler Beach, Flagler	207
Molino, Escambia	205
Jay, Santa Rosa	202
Cape Canaveral, Brevard	199
Lawtey, Bradford	196
Altha, Calhoun	193
Mims, Brevard	193
Jennings, Hamilton	192
Greenville, Madison	192
Holly Hill, Volusia	190
Melbourne Beach, Brevard	189

# COVID-19: characteristics of 1,012,456 Florida resident cases

Data through Dec 2, 2020 verified as of Dec 3, 2020 at 09:25 AM

Data in this report are provisional and subject to change.

The table below includes the cities and counties of residence for cases in Florida residents based on the patient's ZIP Code. Note that city is not always received as part of the initial notification and may be missing while the case is being investigated.

City and county	Cases
Bay Harbor Islands, Dade	186
Osprey, Sarasota	186
Ocklawaha, Marion	185
Branford, Suwannee	185
Tequesta, Palm Beach	183
Archer, Alachua	182
Oxford, Sumter	181
Grand Ridge, Jackson	180
Alva, Lee	180
Ave Maria, Collier	178
Celebration, Osceola	173
Indian Harbour Beach, Brevard	172
Edgewood, Orange	171
Dundee, Polk	167
Greenwood, Jackson	167
East Palatka, Putnam	166
Kenneth City, Pinellas	163
Floral City, Citrus	160
Surfside, Dade	160
Eastpoint, Franklin	160
Montverde, Lake	155
Vernon, Washington	154
Gretna, Gadsden	149
Eagle Lake, Polk	147
Hastings, St. Johns	146
Bal Harbour, Dade	146
South Pasadena, Pinellas	145
Westville, Holmes	145
O Brien, Suwannee	145
Satsuma, Putnam	143
Gotha, Orange	142
Melrose, Putnam	141
Webster, Sumter	140
Chuluota, Seminole	140
Clair-Mel City, Hillsborough	137
Indian Rocks Beach, Pinellas	137
San Antonio, Pasco	135
Elkton, St. Johns	135
West Miami, Dade	134
Azalea Park, Orange	131
University Of Miami, Dade	131
Lee, Madison	130
Grand Island, Lake	126
Malabar, Brevard	125
Valparaiso, Okaloosa	125
Southport, Bay	124
Hiawassee, Orange	121
Ponce De Leon, Holmes	121
Reddick, Marion	120
Eglin Air Force Base, Okaloosa	119
Laurel Hill, Okaloosa	117
Lakewood Ranch, Manatee	116
Lake Panasoffkee, Sumter	116
Wellborn, Suwannee	115
Inlet Beach, Walton	114
Alford, Jackson	113
White Springs, Hamilton	112
Geneva, Seminole	111
Bryceville, Nassau	111

# COVID-19: characteristics of 1,012,456 Florida resident cases

Data through Dec 2, 2020 verified as of Dec 3, 2020 at 09:25 AM

Data in this report are provisional and subject to change.

The table below includes the cities and counties of residence for cases in Florida residents based on the patient's ZIP Code. Note that city is not always received as part of the initial notification and may be missing while the case is being investigated.

City and county	Cases
Mcdavid, Escambia	106
Zellwood, Orange	106
Missing, Brevard	105
Summerland Key, Monroe	105
Fort Mccoy, Marion	104
Matlacha, Lee	102
Lockhart, Orange	99
South Fort Myers, Lee	97
Sebastian, Brevard	97
University Of Central Florida, Orange	97
Juno Beach, Palm Beach	96
Morriston, Levy	96
Weirsdale, Marion	95
Mcalpin, Suwannee	93
Fountain, Bay	93
Anthony, Marion	92
Pomona Park, Putnam	92
Hosford, Liberty	92
Sanibel, Lee	90
Micanopy, Alachua	90
Belleair, Pinellas	90
Howey-In-The-Hills, Lake	90
Babson Park, Polk	89
Alafaya, Orange	89
Hallandale Beach, Broward	88
Missing, Lee	87
University Of Fl, Alachua	86
Bay Lake, Orange	85
Longboat Key, Manatee	83
Holmes Beach, Manatee	82
Astatula, Lake	82
Islamorada, Monroe	81
Cloud Lake, Palm Beach	81
Odessa, Pasco	81
Greenacres, Palm Beach	80
Poinciana, Polk	80
Carrollwood, Hillsborough	78
Lauderdale By The Sea, Broward	78
Center Hill, Sumter	78
Bokeelia, Lee	77
Temple Terrace, Hillsborough	77
Fern Park, Seminole	76
Madeira Beach, Pinellas	76
Steinhatchee, Taylor	76
Sopchoppy, Wakulla	75
Holt, Okaloosa	75
Mangonia Park, Palm Beach	75
Caryville, Washington	73
Lake Helen, Volusia	72
Big Pine Key, Monroe	72
F M, Lee	72
Kindred, Osceola	72
Sumterville, Sumter	71
Viera, Brevard	71
Seville, Volusia	70
Avon Park, Polk	69
Oak Hill, Volusia	68
Eatonville, Orange	68
Missing, Marion	66

# COVID-19: characteristics of 1,012,456 Florida resident cases

Data through Dec 2, 2020 verified as of Dec 3, 2020 at 09:25 AM

Data in this report are provisional and subject to change.

The table below includes the cities and counties of residence for cases in Florida residents based on the patient's ZIP Code. Note that city is not always received as part of the initial notification and may be missing while the case is being investigated.

City and county	Cases
Atlantis, Palm Beach	66
Hypoluxo, Palm Beach	65
Grant-Valkaria, Brevard	65
Panacea, Wakulla	64
Citrus Springs, Citrus	64
Osteen, Volusia	64
Clarksville, Calhoun	62
The Villages, Lake	62
Stock Island, Monroe	61
Air Mail Facility, Dade	61
Winter Park, Seminole	60
Saint James City, Lee	59
University Of South Florida, Hillsborough	59
Lake Hamilton, Polk	58
Dinsmore, Duval	57
University Of Central Fl, Orange	57
Bonita Beach, Lee	57
The Villages, Marion	57
Cutler Bay, Dade	57
Placida, Charlotte	57
Palma Ceia, Hillsborough	57
Waldo, Alachua	55
Lutz, Pasco	55
San Mateo, Putnam	54
Ochopee, Collier	54
Lady Lake, Sumter	53
Altoona, Lake	53
Buena Ventura Lakes, Osceola	53
Astor, Lake	52
Hollister, Putnam	51
Inglis, Levy	51
Lamont, Jefferson	51
Barefoot Bay, Brevard	51
Missing, Volusia	50
Belleair Beach, Pinellas	50
Golden Beach, Dade	50
Missing, Duval	50
Missing, Palm Beach	49
Canal Point, Palm Beach	48
Ponce Inlet, Volusia	48
Christmas, Orange	48
Brooker, Bradford	48
Missing, Santa Rosa	48
Greensboro, Gadsden	48
Crystal Beach, Pinellas	46
Paisley, Lake	45
Welaka, Putnam	45
Bascom, Jackson	43
Bradenton Beach, Manatee	43
Callaway, Bay	42
Florida Gulf Coast Univ, Lee	42
Lighthouse Point, Broward	42
Princeton, Dade	42
Hurlburt Field, Okaloosa	42
Kendall, Dade	41
Hampton, Bradford	41
Baldwin, Duval	41
Pinetta, Madison	40
Patrick Air Force Base, Brevard	39

# COVID-19: characteristics of 1,012,456 Florida resident cases

Data through Dec 2, 2020 verified as of Dec 3, 2020 at 09:25 AM

Data in this report are provisional and subject to change.

The table below includes the cities and counties of residence for cases in Florida residents based on the patient's ZIP Code. Note that city is not always received as part of the initial notification and may be missing while the case is being investigated.

City and county	Cases
Felda, Hendry	39
Missing, Collier	39
Missing, Pasco	39
Ocean Ridge, Palm Beach	39
Sunny Isles Beach, Dade	38
Sewalls Point, Martin	38
Manalapan, Palm Beach	37
Palm Beach Shores, Palm Beach	37
Campbellton, Jackson	37
Harmony, Osceola	36
Yalaha, Lake	36
Destin, Walton	36
University Of Tampa, Hillsborough	36
Tierra Verde, Pinellas	36
Flemington, Marion	34
Florahome, Putnam	34
Fruit Cove, St. Johns	34
Ebro, Washington	33
Boca Grande, Lee	33
Missing, Broward	33
Fort Denaud, Hendry	33
Lorida, Highlands	33
West Park, Broward	33
Cinco Bayou, Okaloosa	33
Village Of Wellington, Palm Beach	32
Cedar Key, Levy	31
Saint Pete Beach, Pinellas	30
Singer Island, Palm Beach	29
North Redington Beach, Pinellas	29
Saint Leo, Pasco	29
Naranja, Dade	28
Lake Suzy, Desoto	28
Highland Beach, Palm Beach	28
Tyndall Air Force Base, Bay	28
Bellview, Escambia	28
Anna Maria, Manatee	28
North Venice, Sarasota	27
Georgetown, Putnam	27
Kathleen, Polk	26
Florida State, Leon	26
Waverly, Polk	25
Jupiter, Martin	25
Barry University, Dade	25
Univ Of FI Student Dorms, Alachua	25
Terra Ceia, Manatee	25
Missing, Orange	25
Rocky Point, Hillsborough	25
Enterprise, Volusia	24
Eaton Park, Polk	24
Miami Springs, Dade	24
Reunion, Osceola	24
South Miami Heights, Dade	24
Missing, St. Johns	23
Bay Pines, Pinellas	23
Labelle, Glades	23
South Palm Beach, Palm Beach	23
Dania Beach, Broward	23
Salt Springs, Marion	23
Ona, Hardee	22



# COVID-19: characteristics of 1,012,456 Florida resident cases

Data through Dec 2, 2020 verified as of Dec 3, 2020 at 09:25 AM

Data in this report are provisional and subject to change.

The table below includes the cities and counties of residence for cases in Florida residents based on the patient's ZIP Code. Note that city is not always received as part of the initial notification and may be missing while the case is being investigated.

City and county	Cases
Walnut Hill, Escambia	22
Florida Dept Of Corrections, Union	22
Miami Shores, Dade	22
Miami, Unknown	22
Intercession City, Osceola	22
Kinard, Calhoun	21
Palm Shores, Brevard	21
Florida A And M University, Leon	21
Hialeah Gardens, Dade	21
Gulf Breeze, Escambia	21
Kenansville, Osceola	21
Heathrow, Seminole	20
Fort Lauderdale, Dade	20
Tioga, Alachua	20
Nocatee, Desoto	20
Lulu, Columbia	20
Treasure Island, Pinellas	20
Aloma, Orange	20
Okahumpka, Lake	20
Pensacola Beach, Santa Rosa	20
Tangerine, Orange	20
North Bay Village, Dade	20
Bagdad, Santa Rosa	19
Town N Country, Hillsborough	19
Santa Fe, Alachua	19
Missing, Manatee	18
Highland City, Polk	18
Babcock Ranch, Lee	18
Pasadena, Pinellas	18
Stetson University, Volusia	18
Tice, Lee	18
Bonita Springs, Collier	18
Cudjoe Key, Monroe	18
Penney Farms, Clay	18
Missing, Hillsborough	18
Micco, Brevard	18
Ponte Vedra, Duval	18
Florida International Univ, Dade	17
La Crosse, Alachua	17
Sydney, Hillsborough	17
Key Colony Beach, Monroe	17
Balm, Hillsborough	17
Goulds, Dade	17
Miromar Lakes, Lee	17
Northdale, Hillsborough	16
Sun City, Hillsborough	16
Lacoochee, Pasco	16
West Panama City Beach, Bay	16
Hawthorne, Putnam	15
Bayonet Point, Pasco	15
Homosassa Springs, Citrus	15
Missing, Sumter	14
Indian Lake Estates, Polk	14
Goodland, Collier	14
Perdido Key, Escambia	14
Hallandale Beach, Broward	14
Mexico Beach, Bay	14
Missing, Pinellas	14
Palmdale, Glades	14

# COVID-19: characteristics of 1,012,456 Florida resident cases

Data through Dec 2, 2020 verified as of Dec 3, 2020 at 09:25 AM

Data in this report are provisional and subject to change.

The table below includes the cities and counties of residence for cases in Florida residents based on the patient's ZIP Code. Note that city is not always received as part of the initial notification and may be missing while the case is being investigated.

City and county	Cases
Paxton, Walton	14
Bonifay, Washington	13
Yankeetown, Levy	13
Horseshoe Beach, Dixie	13
Apopka, Seminole	13
Missing, Escambia	13
New Smyrna, Volusia	13
Dowling Park, Suwannee	13
Village Of Palmetto Bay, Dade	13
Orange Lake, Marion	13
Branford, Lafayette	13
Saint Marks, Wakulla	12
Venus, Highlands	12
Miami, Broward	12
Missing, Polk	12
Siesta Key, Sarasota	12
Candler, Marion	12
Bradley, Polk	12
Wewahitchka, Calhoun	12
Champions Gate, Polk	12
Chokoloskee, Collier	11
City Of Westlake, Palm Beach	11
Bostwick, Putnam	11
Green Acres, Palm Beach	11
Unknown, Dade	11
Plymouth, Orange	11
Homeland, Polk	11
Missing, St. Lucie	11
Maitland, Seminole	11
Cortez, Manatee	11
Pembroke Park, Broward	11
Little Torch Key, Monroe	11
Sugarloaf Key, Monroe	11
Mount Dora, Orange	11
Poinciana, Osceola	11
Hernando Beach, Hernando	10
Eloise, Polk	10
Rosemary Beach, Walton	10
White Springs, Columbia	10
Earleton, Alachua	10
Mcintosh, Marion	10
Missing, Martin	10
Passport, Unknown	10
Missing, Hernando	10
Hollywood, Dade	10
Jacksonville, Unknown	10
Long Key, Monroe	10
Crystal Springs, Pasco	10
Duette, Manatee	10
Sparr, Marion	10
Lake City, Suwannee	10
Caryville, Holmes	10
Loughman, Polk	10
Long Boat Key, Manatee	9
Palma Sola, Manatee	9
Bayshore Gardens, Manatee	9
Mango, Hillsborough	9
Graceville, Holmes	9
Buckingham, Lee	9

# COVID-19: characteristics of 1,012,456 Florida resident cases

Data through Dec 2, 2020 verified as of Dec 3, 2020 at 09:25 AM

Data in this report are provisional and subject to change.

The table below includes the cities and counties of residence for cases in Florida residents based on the patient's ZIP Code. Note that city is not always received as part of the initial notification and may be missing while the case is being investigated.

City and county	Cases
Ridge Manor, Pasco	9
University Park, Manatee	9
Village Wellington, Palm Beach	9
Greenville, Taylor	9
Gulf Stream, Palm Beach	9
Florida International University, Dade	9
Gonzalez, Escambia	9
Steinhatchee, Dixie	9
Tallevast, Manatee	9
Wabasso, Indian River	9
Saint Johns, Duval	9
Gulf Hammock, Levy	9
Missing, Nassau	9
Lamont, Madison	9
Florida State Univ Admin, Leon	8
Rubonia, Manatee	8
Missing, Citrus	8
Durant, Hillsborough	8
Perrine, Dade	8
Laurel Hill, Walton	8
Wahneta, Polk	8
Webster, Hernando	8
Graham, Bradford	8
City Of Sunrise, Broward	8
Indian River Shores, Indian River	8
Missing, Seminole	8
Westchase, Hillsborough	8
Union Park, Orange	8
Trenton, Levy	8
Laud-By-The-Sea, Broward	8
Lowell, Marion	8
Missing, Okaloosa	8
Archer, Levy	8
Jensen Beach, St. Lucie	8
Kissimmee, Orange	8
Missing, Indian River	8
Pine Hills, Orange	8
Parker, Bay	8
Cottdale, Washington	8
Hialeah, Unknown	8
Saint George Island, Franklin	8
Murdock, Charlotte	8
Fort Ogden, Desoto	8
Telogia, Liberty	8
Wausau, Washington	8
Woodville, Leon	8
Westlake, Palm Beach	7
Missing, Clay	7
Lealman, Pinellas	7
Florence Villa, Polk	7
Lake Como, Putnam	7
Saint Lucie West, St. Lucie	7
Nichols, Polk	7
Holder, Citrus	7
Evinston, Alachua	7
West Delray Beach, Palm Beach	7
Leisure City, Dade	6
Mayport Naval Station, Duval	6
Port Saint John, Brevard	6

# COVID-19: characteristics of 1,012,456 Florida resident cases

Data through Dec 2, 2020 verified as of Dec 3, 2020 at 09:25 AM

Data in this report are provisional and subject to change.

The table below includes the cities and counties of residence for cases in Florida residents based on the patient's ZIP Code. Note that city is not always received as part of the initial notification and may be missing while the case is being investigated.

City and county	Cases
Lake Butler, Bradford	6
Hillsboro Beach, Broward	6
Suwannee, Dixie	6
Missing, Lake	6
Morrison, Marion	6
Indian Creek Village, Dade	6
Shady Hills, Pasco	6
Orchid, Indian River	6
Pine Castle, Orange	6
Palm City, St. Lucie	6
Lake Monroe, Seminole	6
Ferndale, Lake	6
Belleair Bluffs, Pinellas	6
Brooksville, Pasco	6
Trilby, Pasco	6
Ponce De Leon, Walton	6
Forest City, Orange	6
Alturas, Polk	6
Davenport, Osceola	5
Missing, Columbia	5
Redington Shores, Pinellas	5
Jerome, Collier	5
East Lake, Marion	5
Ebro, Bay	5
Fort Charlotte, Charlotte	5
Everglades City, Collier	5
Quail Heights, Dade	5
Ramrod Key, Monroe	5
Pass, Unknown	5
Stuart, St. Lucie	5
Beverly Beach, Flagler	5
Pine Ridge, Citrus	5
Nalcrest, Polk	5
Ozona, Pinellas	5
Maxville, Duval	5
Hutchinson Island, St. Lucie	5
Bonaventure, Broward	5
Psl, Unknown	5
Lakewood Ranch, Sarasota	5
Duck Key, Monroe	5
Virginia Gardens, Dade	5
Fanning Springs, Gilchrist	5
Braden River, Manatee	5
Mexico Beach, Gulf	5
Missing, Unknown	5
Mount Plymouth, Lake	5
Dade City, Hernando	5
Citrus Hills, Citrus	5
Roseland, Indian River	5
Saint Augustine, Duval	4
Briny Breezes, Palm Beach	4
Williston, Marion	4
International Service Center, Dade	4
Fernandina, Nassau	4
Wakulla Springs, Wakulla	4
Seacrest, Walton	4
Fort Lauderdale, Palm Beach	4
Lakeshore, Polk	4
Naples, Lee	4

# COVID-19: characteristics of 1,012,456 Florida resident cases

Data through Dec 2, 2020 verified as of Dec 3, 2020 at 09:25 AM

Data in this report are provisional and subject to change.

The table below includes the cities and counties of residence for cases in Florida residents based on the patient's ZIP Code. Note that city is not always received as part of the initial notification and may be missing while the case is being investigated.

City and county	Cases
Okeechobee, Osceola	4
Clarcona, Orange	4
High Springs, Gilchrist	4
Ft Pierce, St. Lucie	4
Pensacola, Unknown	4
Ybor City, Hillsborough	4
Mayport, Duval	4
White City, Gulf	4
Tampa, Pinellas	4
Shady Grove, Taylor	4
Valkaria, Brevard	4
Loxahatchee Groves, Palm Beach	4
Live Oak, Madison	4
Niceville, Walton	4
Grove City, Charlotte	4
Deer Island, Lake	4
Barberville, Volusia	4
Redington Beach, Pinellas	4
Winter Garden, Lake	4
Orlando, Brevard	4
Brewton, Escambia	3
Labelle, Lee	3
Wildlight, Nassau	3
Pp, Unknown	3
Port Salerno, Martin	3
Daytona Beach Shores, Volusia	3
Eglin, Okaloosa	3
Innovation, Pasco	3
Margate, Unknown	3
Melrose, Bradford	3
Lynbrook, Broward	3
Captiva, Lee	3
Choctaw Beach, Okaloosa	3
Deerfield Beach, Palm Beach	3
Blountstown, Liberty	3
Indian Shores, Pinellas	3
Hallandale Beach, Unknown	3
Village Of Golf, Palm Beach	3
West Bradenton, Manatee	3
Putnam Hall, Putnam	3
Saint Augustine Beach, St. Johns	3
Sunny Hills, Washington	3
Switzerland, St. Johns	3
Watersound, Walton	3
Worthington Springs, Union	3
Johns Pass Village, Pinellas	3
Inlet Beach, Bay	3
Jacksonville, Clay	3
Clermont, Orange	3
Westville, Walton	3
Sugarloaf, Monroe	3
Cypress, Jackson	3
Miccosukee, Leon	3
Lamont, Taylor	3
Pensacola Beach, Escambia	3
North Fort Myers, Charlotte	3
Miami Gardens, Unknown	3
Longboat Key, Sarasota	3
Jacksonville Naval Air Station, Duval	3

# COVID-19: characteristics of 1,012,456 Florida resident cases

Data through Dec 2, 2020 verified as of Dec 3, 2020 at 09:25 AM

Data in this report are provisional and subject to change.

The table below includes the cities and counties of residence for cases in Florida residents based on the patient's ZIP Code. Note that city is not always received as part of the initial notification and may be missing while the case is being investigated.

City and county	Cases
Chicago, Lee	3
Clewiston, Palm Beach	3
Branford, Gilchrist	3
San Carlos Park, Lee	3
Sorrento, Orange	3
San Fernando, Unknown	3
Salem, Taylor	3
Oneco, Manatee	3
Pompano Beach, Palm Beach	3
Vernon, Bay	3
Fpo, Duval	3
Fernandina Beach, Duval	3
Elfers, Pasco	3
Cypress Gardens, Polk	3
Hollywood, Unknown	3
Indian Rock Beach, Pinellas	3
Mayport Naval Housing, Duval	3
Monticello, Madison	3
Missing, Putnam	3
Orange Springs, Marion	3
Vero Beach, St. Lucie	3
Basinger, Okeechobee	3
Bella Collina, Lake	3
El Jobean, Charlotte	3
Julington Creek, St. Johns	3
Seacrest, Bay	3
Point Washington, Walton	3
Orange Park, Duval	3
Orlando, Osceola	3
Mims, Volusia	3
Missing, Alachua	3
Nobleton, Hernando	3
North Port, Charlotte	2
New Port Richey, Hillsborough	2
Miramar, Unknown	2
Long Beach, Orange	2
Miami, Martin	2
Jonesville, Alachua	2
Lauderhill, Unknown	2
Jupiter Island, Martin	2
Labelle, Collier	2
Venice, Dade	2
Sand Lake, Orange	2
Oakland Park, Unknown	2
N/A, Unknown	2
Marysville, Dade	2
Bowling Green, Polk	2
Attalla, Broward	2
Green Cove Springs, Duval	2
Tampa, Broward	2
Samoset, Manatee	2
Seguin, Unknown	2
Sunrise, Unknown	2
Tampa, Hernando	2
Sebring, Desoto	2
Pompano Beach, Unknown	2
Vero Beach, Unknown	2
Yeehaw, Okeechobee	2
Wauchula, Desoto	2

# COVID-19: characteristics of 1,012,456 Florida resident cases

Data through Dec 2, 2020 verified as of Dec 3, 2020 at 09:25 AM

Data in this report are provisional and subject to change.

The table below includes the cities and counties of residence for cases in Florida residents based on the patient's ZIP Code. Note that city is not always received as part of the initial notification and may be missing while the case is being investigated.

City and county	Cases
Bristol, Calhoun	2
Boynton Beach, Broward	2
Bayou George, Bay	2
000000, Unknown	2
Babcock Ranch, Charlotte	2
Cape Haze, Charlotte	2
Conch Key, Monroe	2
Jacksonville Naval Hospital, Duval	2
Jacksonville, Nassau	2
Longview, Dade	2
Kingsley Lake, Bradford	2
Kissimmee, Unknown	2
Mesa, Unknown	2
Miramar, Dade	2
Okeechobee, Lake	2
Newberry, Gilchrist	2
Ormond Beach, Flagler	2
Land O Lakes, Hillsborough	2
Keystone Heights, Bradford	2
Milligan, Okaloosa	2
Lloyd, Jefferson	2
Los Angeles, Dade	2
Cross City, Taylor	2
Carl Fisher, Dade	2
Forest City, Seminole	2
Fort Lauderdale, Alachua	2
Glenwood, Volusia	2
Saint Marys, Nassau	2
Wacissa, Jefferson	2
Clermont, Polk	2
Grandin, Putnam	2
Golden Oak, Orange	2
Fort Pierce, Martin	2
Aripeka, Pasco	2
Bonifay, Jackson	2
Ludlam, Dade	2
Laurel, Sarasota	2
Lecanto, Marion	2
Missing, Leon	2
Oklawaha, Marion	2
Olustee, Baker	2
Winter Garden, Seminole	2
Tarpon Springs, Pasco	2
West Palm Beach, Dade	2
Saint Johns, Orange	2
Seven Springs, Pasco	2
Saint Augusaintine Beach, St. Johns	2
River Ranch, Polk	2
Port Saint Lucie, Martin	2
Punta Gorda, Lee	2
Port Charlotte, Unknown	2
Upper Key Largo, Monroe	2
Immokalee, Lee	2
Fairfield, Marion	2
Cross Creek, Alachua	2
Crawfordville, Leon	2
Fort Lauderdale, Unknown	2
Alligator Point, Franklin	2
Miami Gardens, Broward	2

# COVID-19: characteristics of 1,012,456 Florida resident cases

Data through Dec 2, 2020 verified as of Dec 3, 2020 at 09:25 AM

Data in this report are provisional and subject to change.

The table below includes the cities and counties of residence for cases in Florida residents based on the patient's ZIP Code. Note that city is not always received as part of the initial notification and may be missing while the case is being investigated.

City and county	Cases
Lutz, Pinellas	2
Lakeland, Hillsborough	2
Lawtey, Union	2
None, Dade	2
Orlando, Unknown	2
Miami, Palm Beach	2
Madison, Unknown	2
Ocean Breeze, Martin	2
Pass, Dade	2
Jacksonville, Dade	2
Gibsonia, Polk	2
Florida Power & Light Co, Dade	2
Alligator Point, Wakulla	2
Citrus Ridge, Indian River	2
Westchester, Dade	2
Scottsmoor, Brevard	2
Sea Ranch Lakes, Broward	2
Woodside, Broward	2
Lake Harbor, Palm Beach	2
Lanark Village, Franklin	2
Fort Walton Beach, Walton	2
Glen Ridge, Palm Beach	2
Goldenrod, Seminole	2
Cassadaga, Volusia	2
Dunnellon, Levy	2
Portland, Unknown	2
Pp, Dade	2
Melbourne, Orange	2
Moore Haven, Hendry	2
New Vernon, Sarasota	1
New York, Broward	1
Myakka, Duval	1
Naples, Broward	1
Naugatuck, Lee	1
Missing, Highlands	1
Missing, Sarasota	1
Missing, Taylor	1
Miami Beach, Palm Beach	1
Miami Granders, Dade	1
Los Angeles, Polk	1
Maitland, Unknown	1
Miamm, Dade	1
Minneapolis, Broward	1
Minneapolis, Collier	1
Port Charlotte Fl, Unknown	1
Ponce, Orange	1
Plantation, Unknown	1
Saint Petersburg, Dade	1
San Juan, Osceola	1
San Pedro Sula, Dade	1
Richmond Heights, Dade	1
Rochester, Lee	1
Rosemary Beach, Bay	1
Orlando, Palm Beach	1
Otter Creek, Levy	1
Opa Locka, Unknown	1
Pensacola, Santa Rosa	1
Fdsf, Unknown	1
Duke Field Air Force Station, Okaloosa	1



# COVID-19: characteristics of 1,012,456 Florida resident cases

Data through Dec 2, 2020 verified as of Dec 3, 2020 at 09:25 AM

Data in this report are provisional and subject to change.

The table below includes the cities and counties of residence for cases in Florida residents based on the patient's ZIP Code. Note that city is not always received as part of the initial notification and may be missing while the case is being investigated.

City and county	Cases
Deltona , Volusia	1
Clermont, Unknown	1
Bryn Mawr, Collier	1
Aspen, Palm Beach	1
Bartow, Unknown	1
Boca Rotan, Unknown	1
Columbia, Orange	1
Coral Springs, Unknown	1
Cornelius, Leon	1
Crestview, Dade	1
Dade City, Polk	1
Dania, Unknown	1
Darien, Pasco	1
Hawthorne, Jackson	1
Hilliard, Dade	1
Hollywood, Leon	1
Holt, Unknown	1
Humble, Broward	1
Fwb, Unknown	1
Gainesville, Orange	1
Gastonia, Polk	1
Lakewood, Unknown	1
Knoxville, Duval	1
Green, Clay	1
Gulf Shores, Escambia	1
Wimauma, Manatee	1
Wayne, Dade	1
West Simsbury, Collier	1
Unknown, Orange	1
South Otselic, Dade	1
Tinley Park, Lee	1
Sumatra, Liberty	1
Telluride, Lee	1
Westerville, Hillsborough	1
Winston Salem, Unknown	1
Woodland Hills, Brevard	1
Wilbur By The Sea, Volusia	1
Willowbrook, Lee	1
Wellington, Unknown	1
Porter Ranch, Dade	1
Raiford, Bradford	1
Port Saint Lucie, Indian River	1
Riverview, Manatee	1
Russellville, Hillsborough	1
Saint Augustine, Okaloosa	1
San Diego, Unknown	1
Vero Beach, Brevard	1
Village Of Palm Springs, Palm Beach	1
Webster, Pasco	1
Steinhatchee, Alachua	1
Tampa, Manatee	1
Sunrise, Dade	1
Colorado Springs, Unknown	1
Conifer, Lee	1
Bryn Mawr, Palm Beach	1
Camden Wyoming, Duval	1
Chipley, Holmes	1
Chipley, Jackson	1
Chattanooga, Dade	1

# COVID-19: characteristics of 1,012,456 Florida resident cases

Data through Dec 2, 2020 verified as of Dec 3, 2020 at 09:25 AM

Data in this report are provisional and subject to change.

The table below includes the cities and counties of residence for cases in Florida residents based on the patient's ZIP Code. Note that city is not always received as part of the initial notification and may be missing while the case is being investigated.

City and county	Cases
Alva, Collier	1
Alys Beach, Bay	1
Amelia City, Nassau	1
Apple Creek, Citrus	1
333, Unknown	1
Fl State Lot, Leon	1
Fort Walton Beac, Alachua	1
Fortlauderdale, Unknown	1
Ft Pierce, Unknown	1
Garland, Orange	1
Fort Denaud, Glades	1
El Paso, Unknown	1
Everett, Dade	1
Destin, Unknown	1
Jeffersonville, Broward	1
Hickory, Lee	1
Homeless, Dade	1
Hialeah, Broward	1
Hallandate Ben, Unknown	1
Lake Worth, Broward	1
Lauderdale Hill, Unknown	1
Live Oak, Columbia	1
Pompano Beach, Alachua	1
Palm City, Unknown	1
Oviedo, Leon	1
Old Town, Gilchrist	1
N/A, Duval	1
Naples, Alachua	1
Miamii, Dade	1
Miamt, Dade	1
Mid Florida, Seminole	1
Middleburg, Duval	1
Middlesburg, Duval	1
Mount Pleasant, Gadsden	1
Navarre, Okaloosa	1
Newark, Broward	1
Newburgh, Bay	1
Pacifica, Dade	1
Okeechobee, Glades	1
Oooooo, Unknown	1
Orem, Broward	1
Orlando, Lake	1
North Pole, Seminole	1
North Port, Lee	1
Lewisburg, Pasco	1
Littleton, Dade	1
Lake Geneva, Clay	1
Lake City, Hamilton	1
La Grange, Dade	1
Los Angeles Ca, Unknown	1
Los Angeles, Okaloosa	1
Louisville, Manatee	1
Miami, Hillsborough	1
Miami, Orange	1
Marshall, Dade	1
Anaheim, Unknown	1
Athens, Duval	1
Bogota, Orange	1
Bronx, Palm Beach	1

# COVID-19: characteristics of 1,012,456 Florida resident cases

Data through Dec 2, 2020 verified as of Dec 3, 2020 at 09:25 AM

Data in this report are provisional and subject to change.

The table below includes the cities and counties of residence for cases in Florida residents based on the patient's ZIP Code. Note that city is not always received as part of the initial notification and may be missing while the case is being investigated.

City and county	Cases
Deland, St. Lucie	1
Clewiston, Glades	1
Coconut Creek, Unknown	1
Cartersville, Unknown	1
Fort Myers, Unknown	1
Fort Pierce, Unknown	1
Granada Hills, Broward	1
Hailandale, Unknown	1
Cypress, Leon	1
Jerusalem, St. Johns	1
Harrison, Pinellas	1
Homeless, Polk	1
Homosassa, Hernando	1
Washington, Unknown	1
Wekiva Springs, Seminole	1
Sun City Center, Hardee	1
Tallahassee, Duval	1
Tulsa, Orange	1
West Villages, Sarasota	1
Wichita, Volusia	1
Winter Park, Broward	1
Zolfo Springs, Polk	1
Port Everglades, Broward	1
Palm Coast, Polk	1
Palm Coast, Volusia	1
Parker, Dade	1
Peoria, Unknown	1
Rye, Duval	1
Saint Petersburg, Hillsborough	1
Saint Petersburg, St. Lucie	1
Saxis, Lee	1
Sebring, Lee	1
Spring Hill , Hernando	1
Starke, Clay	1
Stone Mountain, Palm Beach	1
San Antonio, Sarasota	1
San Antonio, Unknown	1
Sanford, Volusia	1
Soldotna, Broward	1
Tampa Palms, Hillsborough	1
Steinhatchee, Madison	1
South Burlington, Orange	1
Weston, Dade	1
Wheaton, Lee	1
Wesley Chapel, Alachua	1
Tewksbury, Orange	1
Opalocka, Dade	1
Okeechobee, St. Lucie	1
Palm Springs North, Dade	1
Palm Coast, Duval	1
Pineland, Lee	1
Perry, Leon	1
Provincetown, Collier	1
Melrose, Alachua	1
Miamf, Dade	1
Miami G, Dade	1
Miami, Collier	1
Milton, Escambia	1
Naples, Orange	1

# COVID-19: characteristics of 1,012,456 Florida resident cases

Data through Dec 2, 2020 verified as of Dec 3, 2020 at 09:25 AM

Data in this report are provisional and subject to change.

The table below includes the cities and counties of residence for cases in Florida residents based on the patient's ZIP Code. Note that city is not always received as part of the initial notification and may be missing while the case is being investigated.

City and county	Cases
New Richmond, Volusia	1
Lemoyne, Manatee	1
Lake Placid, Alachua	1
Magnolia Square, Osceola	1
Las Vegas, Orange	1
Marianna, Calhoun	1
Holt, Santa Rosa	1
Haverford, Hillsborough	1
Hispanic, St. Lucie	1
Kingsland, Duval	1
Kissimmee, Brevard	1
Carol Stream, Orange	1
Charlotte, Pasco	1
Clear Brook, Lee	1
Aollywoss, Dade	1
....., Alachua	1
99, Unknown	1
Boca Raton, Unknown	1
Blowing Rock, Polk	1
Gilmer, Dade	1
Greenville, Jefferson	1
Fanning Springs, Levy	1
Columbus, Brevard	1
Cookeville, Seminole	1
Cumberland, Palm Beach	1
Dade City, Hillsborough	1
Estero, Collier	1
Dallas, Lee	1
Deland, Lake	1
Deland, Polk	1
Doctors Inlet, Clay	1
Waipahu, Santa Rosa	1
Ward, Polk	1
Woodbine, Nassau	1
West Yarmouth, St. Lucie	1
San Antonio, Orange	1
Shirley, Flagler	1
Seminole, Leon	1
Piasa, Putnam	1
Saint Joseph, Volusia	1
Russellville, Bay	1
Suitland, Volusia	1
Venetian Islands, Dade	1
Venice, Manatee	1
Syracuse, Polk	1
Tallahassee, Dade	1
Tamarac, Dade	1
Tavares, Orange	1
Town Of Nocatee, St. Johns	1
Unkn, Duval	1
Unknown, Volusia	1
Greensburg, Palm Beach	1
Hoclywsod, Dade	1
Hernando, Marion	1
Hialeah, Collier	1
Indian Rocks Beach, Duval	1
Homeless, Hillsborough	1
Homeless, Monroe	1
Homeless, Pinellas	1

# COVID-19: characteristics of 1,012,456 Florida resident cases

Data through Dec 2, 2020 verified as of Dec 3, 2020 at 09:25 AM

Data in this report are provisional and subject to change.

The table below includes the cities and counties of residence for cases in Florida residents based on the patient's ZIP Code. Note that city is not always received as part of the initial notification and may be missing while the case is being investigated.

City and county	Cases
Fort Lauderdale, Leon	1
Fort White, Clay	1
Far Rockaway, Dade	1
Garden City, Alachua	1
Gaylord, Orange	1
Haines Creek, Lake	1
Hallandale, Unknown	1
Carmel, Orange	1
Chicago, Unknown	1
Brandon, Unknown	1
Brooklyn, Lee	1
Caracas, Dade	1
Asheville, Highlands	1
Bartow, Hardee	1
Boca Raton, Broward	1
Alachua, Duval	1
Alpharetta, Broward	1
Dallas, Hernando	1
Coconut Ck, Unknown	1
Copeland, Collier	1
Downingtown, Hillsborough	1
Deer Park, Dade	1
Deerfield Beach, Unknown	1
Deland, Seminole	1
Mckinney, Broward	1
Miamc, Dade	1
Missing, Levy	1
Milford, Lee	1
Micanopy, Marion	1
Key West, Duval	1
Jefferson, Dade	1
Jonesboro, Leon	1
Jupiter, Dade	1
Jupiter, St. Lucie	1
Kenilworth, Leon	1
Lake Butler, Alachua	1
Lakeland, Unknown	1
Kingsland, Nassau	1
Knoxville, Bay	1
Pass-A-Grille Beach, Pinellas	1
Port Saint Lucie, Palm Beach	1
Prattville, Hillsborough	1
Prestonsburg, Bay	1
Quincy, Jackson	1
Rapid City, Broward	1
Red Bay, Holmes	1
Other, Dade	1
Orlando, Dade	1
Orlando, Volusia	1
Orlo Vista, Orange	1
Moore Haven, Okeechobee	1
Morrisville, Unknown	1
North Palm Beach, Orange	1
Northport, Sarasota	1
Oakland, Lee	1
Paducah, Manatee	1
Oldsra, Manatee	1
Orlando, Broward	1
Orlando, Lee	1

# COVID-19: characteristics of 1,012,456 Florida resident cases

Data through Dec 2, 2020 verified as of Dec 3, 2020 at 09:25 AM

Data in this report are provisional and subject to change.

The table below includes the cities and counties of residence for cases in Florida residents based on the patient's ZIP Code. Note that city is not always received as part of the initial notification and may be missing while the case is being investigated.

City and county	Cases
Panama City, Unknown	1
Pensacola, Sumter	1
Powell, Lee	1
Perth Amboy, Hillsborough	1
Monroe, Hillsborough	1
North Laud, Unknown	1
Middletown, Osceola	1
Melrose, Clay	1
Longwood, Broward	1
Lucedale, St. Lucie	1
Macclenny, Duval	1
Mayaguez, Dade	1
Interlachen, Duval	1
Hosford, Calhoun	1
Hialeahgardens, Dade	1
Gurabo, Orange	1
Davie, Unknown	1
Dayton, Orange	1
Columbia, Volusia	1
Cincinnati, Dade	1
Champions Gate, Osceola	1
Floral, Okaloosa	1
Gibsonton, Unknown	1
Dracut, Orange	1
Baker, Santa Rosa	1
1, Charlotte	1
Alva, Escambia	1
Arcadia, Highlands	1
Armstrong, St. Johns	1
Belmont, Santa Rosa	1
Blountstown, Broward	1
Bonita, Lee	1
Brandon, Pinellas	1
Bronson, Alachua	1
Brooker, Alachua	1
Westlake Village, Unknown	1
Wtixrat, Dade	1
Watersound, Bay	1
Unk, Duval	1
Ventura, Orange	1
Saint Lucie Village, St. Lucie	1
Puerto Rico, Unknown	1
Randolph, Orange	1
Sharpes, Brevard	1
Sanford, Orange	1
Saint Petersburg, Charlotte	1
Tampa, Pasco	1
Sunrtise, Dade	1
Trenton, Dixie	1
Unknown, Unknown	1
Umatilla, Marion	1
Toms River, Lee	1
Tourist, Dade	1
Surprise, Unknown	1
St Cloud, Orange	1
Saint Petersburg, Bay	1
San Marcos, Unknown	1
Sarasota, Unknown	1
Pooler, Broward	1

# COVID-19: characteristics of 1,012,456 Florida resident cases

Data through Dec 2, 2020 verified as of Dec 3, 2020 at 09:25 AM

Data in this report are provisional and subject to change.

The table below includes the cities and counties of residence for cases in Florida residents based on the patient's ZIP Code. Note that city is not always received as part of the initial notification and may be missing while the case is being investigated.

City and county	Cases
Port Canaveral, Brevard	1
Ridgewood, Lee	1
Panomo City, Bay	1
Pensacola, Dade	1
Plantation Key, Monroe	1
Plantation, Leon	1
Syracuse, Unknown	1
Twentynine Palms, Broward	1
Vernon, Walton	1
Unknown, Manatee	1
Venezuela, Unknown	1
Winfield, Hillsborough	1
Winter Garden, Unknown	1
Whippany, Volusia	1
Xifamk, Dade	1
Glen Cove, Unknown	1
Glen Saint Mary, Duval	1
Gainesville, Levy	1
Greensboro, Leon	1
Fleming Island, Duval	1
Fort Lauderdale, Orange	1
Atlanta, Walton	1
Bradenton, Lee	1
Bogota, Unknown	1
Dade City, Unknown	1
Deerfield Beach, Polk	1
Defuniak Springs, Okaloosa	1
Crescent Beach, Sarasota	1
Crestview, Broward	1
Crestview, Walton	1
Cross Key, Monroe	1
Crystal River, Marion	1
Clearwater, Leon	1
Callahan, Duval	1
Cape San Blas, Gulf	1
Macclenny, Dixie	1
Madison, Jefferson	1
Land O Lakes, Unknown	1
Landolakes, Unknown	1
Lima, Volusia	1
Miami Dade, Unknown	1
Metter, Manatee	1
Missing, Lafayette	1
Inglis, Citrus	1
Irmo, Unknown	1
Island Grove, Alachua	1
Jacksonville, Baker	1
Key West, Palm Beach	1
Kilgore, Dade	1
Jupiter Inlet, Palm Beach	1
Mount Vernon, Volusia	1
Mulberry, Hillsborough	1
Monument, Broward	1
Morrisville, Palm Beach	1
Mokena, Lee	1
Miamksaohes, Dade	1
Okeechobi, Unknown	1
Orem, Dade	1
Orlando, Polk	1

# COVID-19: characteristics of 1,012,456 Florida resident cases

Data through Dec 2, 2020 verified as of Dec 3, 2020 at 09:25 AM

Data in this report are provisional and subject to change.

The table below includes the cities and counties of residence for cases in Florida residents based on the patient's ZIP Code. Note that city is not always received as part of the initial notification and may be missing while the case is being investigated.

City and county	Cases
Oviedo, Lake	1
North Brunswick, St. Lucie	1
North Lauderdale, Unknown	1
North Porte, Unknown	1
Notrealville, Polk	1
Sun City Center, Lee	1
Surfside Beach, Orange	1
Tavares, Unknown	1
Temple, Palm Beach	1
Unknown, Duval	1
Winnetka, Dade	1
Winter Springs, Orange	1
Youngstown, Washington	1
West Hollywood, Broward	1
Weston, Unknown	1
Wildwood, Lee	1
West Palm Beach, Unknown	1
Lake In The Hills, Broward	1
Lake Worth, Unknown	1
Land, Unknown	1
Jupiter, Pinellas	1
Kansas City, Palm Beach	1
Indianapolis, Lee	1
Jena, Taylor	1
Fort Lauderdale, Lee	1
Fort Pierce, Brevard	1
Fort Worth, Broward	1
Franklin, Orange	1
Gainesville, Santa Rosa	1
High Springs, Columbia	1
Gwynn Oak, Polk	1
East Rockland Key, Monroe	1
Crescent City, Marion	1
Crestview, Unknown	1
Coal City, Pasco	1
Celebration, Orange	1
Delray Beach, Broward	1
Boys Ranch, Suwannee	1
Big Torch Key, Monroe	1
Boca Raton, Lee	1
Bonifay, Unknown	1
Arabi, Orange	1
Austin, Dade	1
Addison, Pasco	1
Alford, Washington	1
Apo, Collier	1
Littleton, St. Johns	1
Los Angeles, Orange	1
Mattoon, Lee	1
Marianna, Washington	1
Mary Esther, Hillsborough	1
Milford, Bay	1
Missing, Bay	1
Newaygo, Charlotte	1
Na, Dade	1
Naples, Leon	1
Missing, Flagler	1
Missing, Washington	1
Painted Post, Pasco	1



# COVID-19: characteristics of 1,012,456 Florida resident cases

Data through Dec 2, 2020 verified as of Dec 3, 2020 at 09:25 AM

Data in this report are provisional and subject to change.

The table below includes the cities and counties of residence for cases in Florida residents based on the patient's ZIP Code. Note that city is not always received as part of the initial notification and may be missing while the case is being investigated.

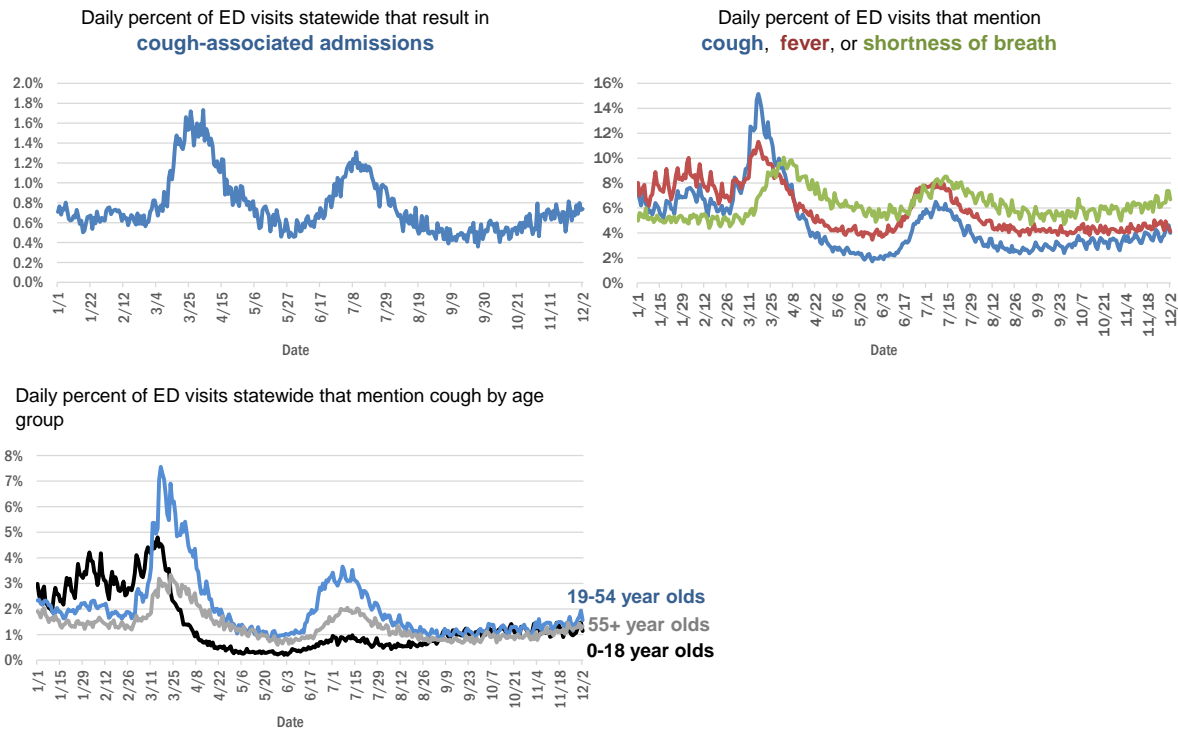
City and county	Cases
Palatka, Marion	1
Okeechobee, Highlands	1
Pompano Beach, Dade	1
Pompano Beach, Osceola	1
Pensacola Naval Hospital, Escambia	1
Stiamk, Dade	1
Saint Petersburg, Duval	1
Port Charlotte, Lee	1
Roswell, Bay	1
Ruskin, Manatee	1
Port Saint Lucie, Marion	1
Port St Luice, Unknown	1
Port St. Lucie, St. Lucie	1
Rivera Beach, Unknown	1
<b>Total</b>	<b>1,012,456</b>

# COVID-19: additional surveillance information

Data through Dec 2, 2020 verified as of Dec 3, 2020 at 09:25 AM

Data in this report are provisional and subject to change.

## Statewide emergency department (ED) chief complaint and admission data



The Electronic Surveillance System for the Early Notification of Community-Based Epidemics (ESSENCE-FL) includes chief complaint data from 211 of 211 Florida EDs. Data are transmitted electronically to ESSENCE-FL daily or hourly.

# COVID-19: testing by laboratory

Data through Dec 2, 2020 verified as of Dec 3, 2020 at 09:25 AM

Data in this report are provisional and subject to change.

The numbers in the table below represent the number of Florida and non-Florida residents for whom test results were received by the Department of Health. A person can be tested by more than one laboratory and can have both positive and negative results. **Therefore, the sum of the numbers in each column will be larger than the total number of people tested.**

Reporting lab	Inconclusive	Negative	Positive	Percent positive	Total
LABORATORY CORPORATION OF AMERICA	1,983	1,228,867	151,720	11%	1,382,570
QUEST DIAGNOSTICS	9,230	1,116,136	154,140	12%	1,279,506
BIO REFERENCE LABORATORIES, INC	7,238	717,435	129,943	15%	854,616
CURATIVE LABS	7,533	717,727	83,161	10%	808,421
GENETWORX	661	390,603	32,931	8%	424,195
REALTOX LABS LLC	3,838	339,883	54,428	14%	398,149
HELIX	2,709	239,716	33,490	12%	275,915
RCA LABORATORY SERVICES, LLC		168,008	10,605	6%	178,613
EAST FLORIDA STATE COLLEGE - BREVARD		157,785	19,470	11%	177,255
IMPACT HEALTH BIOMETRIC TESTING, INC	821	141,349	13,796	9%	155,966
ELABNETWORK	1,058	130,689	10,774	8%	142,521
MAKO GENOMICS	5,723	111,534	18,000	13%	135,257
NORTHWEST LABORATORY	246	120,940	6,734	5%	127,920
BPHL-JACKSONVILLE	18	105,237	16,264	13%	121,519
MAYO CLINIC LABORATORIES	268	106,569	11,129	9%	117,966
ADVENT HEALTH LAB	112	101,260	13,957	12%	115,329
MEDICAL DIAGNOSTIC LABORATORIES	967	97,501	13,951	12%	112,419
NOMIHEALTH		100,510	10,740	10%	111,250
ADVENTHEALTH LAB	98	96,026	9,407	9%	105,531
BAYCARE LABORATORIES LLC	447	96,044	8,137	8%	104,628
BIOCOLLECTIONS WORLDWIDE, INC	580	87,105	11,402	12%	99,087
MEMORIAL REGIONAL HOSPITAL SOUTH	22	82,678	16,385	17%	99,085
KORVALABS, INC	1,281	90,514	4,625	5%	96,420
BPHL-MIAMI	225	82,507	13,327	14%	96,059
ASCENSION SACRED HEART HOSPITAL - PENSACOLA	2	83,206	10,449	11%	93,657
ORLANDO HEALTH SYSTEM	579	82,967	7,934	9%	91,480
SUNPATH MEDICAL DIAGNOSTICS LABORATORY	682	65,616	9,370	12%	75,668
TAMPA GENERAL HOSPITAL	4	68,126	5,289	7%	73,419
UF HEALTH MEDICAL LAB	33	67,110	5,387	7%	72,530
DIATHERIX LABORATORIES		60,970	8,312	12%	69,282
BPHL-TAMPA (SPECTRUM BLVD)	45	58,699	9,679	14%	68,423
FULGENT DIAGNOSTICS LABORATORY	1,027	60,388	4,677	7%	66,092
TESTING MATTERS INC	38	58,328	7,273	11%	65,639
AKESOGEN		50,611	7,925	14%	58,536
ASCENSION ST VINCENT'S - RIVERSIDE	1	48,189	5,467	10%	53,657
BAPTIST HEALTH SOUTH FLORIDA	199	46,140	7,116	13%	53,455
JACKSON MEMORIAL HOSPITAL CLINICAL LAB	79	44,556	8,385	16%	53,020
ARUP LABORATORIES	16	49,838	2,885	5%	52,739
AMERICAN HEALTH ASSOCIATES	9	47,100	3,476	7%	50,585
UF HEALTH SHANDS HOSPITAL	291	45,741	2,721	6%	48,753
LAKELAND REGIONAL MEDICAL CENTER	114	43,151	4,647	10%	47,912
REAL DIAGNOSTICS	251	39,634	4,982	11%	44,867
VIRACOR EUROFINS		34,651	9,677	22%	44,328
AIT LABORATORIES		39,338	4,433	10%	43,771
ORANGE COUNTY CONVENTION CENTER		33,330	3,645	10%	36,975
SOUTH MIAMI HOSPITAL LAB	131	31,801	3,937	11%	35,869

# COVID-19: testing by laboratory

Data through Dec 2, 2020 verified as of Dec 3, 2020 at 09:25 AM

Data in this report are provisional and subject to change.

The numbers in the table below represent the number of Florida and non-Florida residents for whom test results were received by the Department of Health. A person can be tested by more than one laboratory and can have both positive and negative results. **Therefore, the sum of the numbers in each column will be larger than the total number of people tested.**

Reporting lab	Inconclusive	Negative	Positive	Percent positive	Total
MIAMI DADE COUNTY		32,093	3,527	10%	35,620
TALLAHASSEE MEMORIAL HOSPITAL	145	31,865	3,528	10%	35,538
BAPTIST HEALTH - JACKSONVILLE	4	32,775	2,148	6%	34,927
APPLIED INGENUITY DIAGNOSTICS LLC		32,211	1,635	5%	33,846
WALGREENS	30	27,110	4,923	15%	32,063
LEE HEALTH - CAPE CORAL HOSPITAL	3	26,209	4,105	14%	30,317
BROWARD GENERAL MEDICAL CENTER-CLINICAL LAB	2	26,081	2,649	9%	28,732
SARASOTA MEMORIAL HOSPITAL MAIN LAB	12	26,179	1,940	7%	28,131
UNIVERSITY OF MIAMI HOSPITAL	32	24,874	2,678	10%	27,584
MILLENNIUM PHYSICIAN GROUP	16	23,415	3,769	14%	27,200
PWNHEALTH	34	24,732	1,669	6%	26,435
UF HEALTH JACKSONVILLE	39	23,964	2,137	8%	26,140
NICKLAUS CHILDREN'S HOSPITAL	51	22,427	3,225	13%	25,703
FLORIDA HOSPITAL - TAMPA	37	23,283	1,894	8%	25,214
ECCO LAB GROUP CO	365	20,808	3,632	15%	24,805
INGENIOUS PERSONALIZED MEDICINE	118	19,670	3,635	16%	23,423
STATLAB_MOBILE	1	19,239	1,985	9%	21,225
NORTH FLORIDA REGIONAL MEDICAL CENTER		19,201	1,912	9%	21,113
MOUNT SINAI MEDICAL CENTER	7	19,281	1,821	9%	21,109
ST JOSEPHS HOSPITAL LABORATORY	18	18,259	2,356	11%	20,633
ACCESS DX LABORATORY	193	18,349	1,837	9%	20,379
ADVENT HEALTH - DAYTONA BEACH	32	18,882	1,404	7%	20,318
BRANDON REGIONAL HOSPITAL		18,071	2,162	11%	20,233
PALMETTO GENERAL HOSPITAL LAB	3	16,325	3,452	17%	19,780
JUPITER MEDICAL CENTER LAB	49	17,546	1,545	8%	19,140
JFK MEDICAL CENTER LAB	1	16,904	2,106	11%	19,011
NAPLES COMMUNITY HOSPITAL	58	16,932	1,726	9%	18,716
LAB DIAGNOSTICS LLC	367	12,511	5,128	28%	18,006
GENESIS REFERENCE LABORATORIES		16,041	1,326	8%	17,367
BIOCERNA LABS	461	14,582	2,113	12%	17,156
PANCARE OF FLORIDA INC		15,541	1,547	9%	17,088
AVENTUS BIO LABS	16	14,783	1,953	12%	16,752
PATIENTS FIRST LAKE ELLA MEDICAL CENTER PA		14,115	2,511	15%	16,626
INTEGRATED REGIONAL LABORATORIES LLP		14,440	2,077	13%	16,517
DRS CLACK SPENCER WHITE & MCCORMACK PA D/B/A		14,814	1,416	9%	16,230
SAINT MARY'S MEDICAL CENTER	22	13,756	1,631	11%	15,409
MORTON PLANT HOSPITAL-ADLER INSTITUTE	8	13,655	1,224	8%	14,887
INDIAN RIVER MEDICAL CENTER LAB		13,669	842	6%	14,511
WELLINGTON REGIONAL MED CTR LAB	5	11,898	1,451	11%	13,354
EXACT SCIENCES LABORATORIES		12,298	903	7%	13,201
CLEVELAND CLINIC HOSPITAL LAB	4	11,710	1,458	11%	13,172
LEESBURG REGIONAL MEDICAL CENTER		11,593	1,167	9%	12,760
HEALTH CENTER AT SINAI RESIDENCES		12,379	223	2%	12,602
OSCEOLA REGIONAL MEDICAL CENTER	1	10,838	1,479	12%	12,318

# COVID-19: testing by laboratory

Data through Dec 2, 2020 verified as of Dec 3, 2020 at 09:25 AM

Data in this report are provisional and subject to change.

The numbers in the table below represent the number of Florida and non-Florida residents for whom test results were received by the Department of Health. A person can be tested by more than one laboratory and can have both positive and negative results. **Therefore, the sum of the numbers in each column will be larger than the total number of people tested.**

Reporting lab	Inconclusive	Negative	Positive	Percent positive	Total
HOMESTEAD HOSPITAL CLINICAL LABORATORY	24	10,063	2,059	17%	12,146
HOLY CROSS HOSPITAL CLINICAL LAB	1	11,430	647	5%	12,078
FLORIDA HOSPITAL WATERMAN LABORATORY	70	10,998	855	7%	11,923
HEALTHLINK DIAGNOSTIC LABORATORIES	57	11,144	686	6%	11,887
MEMORIAL HOSPITAL JACKSONVILLE	8	9,922	1,803	15%	11,733
ST MARKS HOSPITAL LABORATORY B	78	10,627	1,002	9%	11,707
RUTGERS CLINICAL GENOMICS LABORATORY	43	11,070	391	3%	11,504
MEMORIAL REGIONAL HOSPITAL CLINICAL LABORATORY	10	10,501	718	6%	11,229
PWN HEALTH	17	9,126	1,991	18%	11,134
LEE HEALTH - LEE MEMORIAL HOSPITAL		8,305	2,631	24%	10,936
WATSON CLINIC LLP		9,369	1,557	14%	10,926
WEST KENDALL BAPTIST HOSPITAL	8	8,859	1,957	18%	10,824
DELRAY MEDICAL CENTER LAB	3	9,733	978	9%	10,714
NORTHWEST MEDICAL CENTER	1	9,346	1,282	12%	10,629
PRIVA PATH LABS	43	10,021	488	5%	10,552
ORANGE PARK MEDICAL CENTER	9	8,841	1,597	15%	10,447
LARKIN COMMUNITY HOSPITAL INC DBA CARDIOTROPIC		6,820	3,623	35%	10,443
BETHESDA HOSPITAL EAST		9,475	850	8%	10,325
STS LAB 2 LLC	6	10,051	252	2%	10,309
LAWNWOOD REGIONAL MEDICAL CENTER	1	9,066	1,241	12%	10,308
OAK HILL HOSPITAL		9,145	945	9%	10,090
BAPTIST HEALTH - SOUTH		9,335	674	7%	10,009
ST ANTHONY'S HOSPITAL LAB	13	8,976	1,007	10%	9,996
WINTER HAVEN HOSPITAL CLINICAL LABORATORY	3	8,472	1,376	14%	9,851
SRQ DRIVE THROUGH		8,944	905	9%	9,849
PALM BEACH BALL PARK		8,604	990	10%	9,594
UHEALTH CORAL GABLES/LENNAR MED CTR	3	9,001	547	6%	9,551
LARKIN COMMUNITY HOSPITAL	10	8,245	1,268	13%	9,523
LARGO MEDICAL CENTER		8,611	896	9%	9,507
GOOD SAMARITAN MEDICAL CENTER LAB	1	8,211	1,211	13%	9,423
COAST DIAGNOSTICS LLC	26	8,712	653	7%	9,391
AVECINA	17	8,677	554	6%	9,248
ADVENTIST HEALTH SYSTEMS SUNBELT INC DBA		8,889	341	4%	9,230
BAYFRONT HEALTH - ST PETERSBURG	16	7,868	1,290	14%	9,174
CLEVELAND CLINIC TRADITION HOSPITAL		8,577	506	6%	9,083
WESTSIDE REGIONAL MED CTR	2	7,800	1,256	14%	9,058
MEASE COUNTRYSIDE LAB	2	8,163	778	9%	8,943
MERCY HOSPITAL A CAMPUS OF PLANTATION GEN HOSP LAB	1	7,411	1,403	16%	8,815
ST JOSEPHS HOSPITAL	8	7,815	984	11%	8,807
GULF COAST MEDICAL CENTER MICROLAB		6,861	1,877	21%	8,738
AEGIS SCIENCES CORPORATION	38	7,773	808	9%	8,619
PALMS WEST HOSPITAL LAB	2	7,418	1,177	14%	8,597
BOSTON HEART DIAGNOSTICS CORP		7,411	1,140	13%	8,551
MEDICAL CENTER OF TRINITY CLINICAL LABORATORY	1	7,719	773	9%	8,493

# COVID-19: testing by laboratory

Data through Dec 2, 2020 verified as of Dec 3, 2020 at 09:25 AM

Data in this report are provisional and subject to change.

The numbers in the table below represent the number of Florida and non-Florida residents for whom test results were received by the Department of Health. A person can be tested by more than one laboratory and can have both positive and negative results. **Therefore, the sum of the numbers in each column will be larger than the total number of people tested.**

Reporting lab	Inconclusive	Negative	Positive	Percent positive	Total
WEST FLORIDA HOSPITAL LAB		6,827	1,496	18%	8,323
AVECINA MEDICAL OAKLEAF	3	6,977	1,330	16%	8,310
CORAL GABLES HOSPITAL CLINICAL LABORATORY		6,990	1,312	16%	8,302
HALIFAX MEDICAL CENTER LAB	33	7,111	1,135	14%	8,279
REGIONAL MEDICAL CENTER BAYONET POINT	2	7,749	513	6%	8,264
THE VILLAGES REGIONAL HOSPITAL		7,693	558	7%	8,251
WEST BOCA MEDICAL CENTER LAB		7,601	637	8%	8,238
FLORIDA HOSPITAL HEARTLAND MED CTR CLINICAL LAB	33	7,096	943	12%	8,072
MANATEE MEMORIAL HOSPITAL		7,422	634	8%	8,056
BAPTIST HEALTHCARE - BAPTIST HOSPITAL	5	6,761	1,279	16%	8,045
AVENTURA HOSPITAL LAB		6,432	1,436	18%	7,868
Capital Regional Medical Ctr		6,491	1,353	17%	7,844
LEE HEALTH - HEALTH PARK MEDICAL CENTER		6,541	1,276	16%	7,817
ADVENT HEALTH - WESLEY CHAPEL	14	7,192	583	7%	7,789
BLAKE MEDICAL CENTER		6,823	950	12%	7,773
PALM BEACH GARDENS MEDICAL CTR LAB		7,077	663	9%	7,740
NCH NORTH NAPLES HOSPITAL LAB	15	6,733	827	11%	7,575
VISTA CLINICAL DIAGNOSTICS	81	6,970	493	7%	7,544
NIGHT LITE PEDIATRICS	4	5,766	1,669	22%	7,439
DOCTORS HOSPITAL	4	6,207	1,142	16%	7,353
ACCESS MEDICAL LABORATORIES		4,360	2,976	41%	7,336
AVECINA MEDICAL	4	6,043	1,121	16%	7,168
FLORIDA HOSPITAL FLAGLER	29	6,605	443	6%	7,077
INFORM DIAGNOSTICS, INC		6,566	347	5%	6,913
LAKE CITY MEDICAL CENTER		5,531	1,280	19%	6,811
FLORIDA MEDICAL CENTER - A CAMPUS OF NORTH SHORE	2	5,881	811	12%	6,694
LUMINUS DIAGNOSTICS		6,147	529	8%	6,676
PLANTATION GENERAL HOSPITAL		5,625	1,051	16%	6,676
CORAL SPRINGS MED CTR		6,013	592	9%	6,605
NORTHSIDE HOSPITAL AND HEART INSTITUTE		5,890	612	9%	6,502
NORTH SHORE MEDICAL CENTER		5,375	1,089	17%	6,464
NEMOURS CHILDRENS HOSPITAL		6,201	203	3%	6,404
NONA SCIENTIFIC	4	5,163	1,232	19%	6,399
FLORIDA HOSPITAL DELAND	10	5,589	798	12%	6,397
ALL CHILDREN'S HOSPITAL		6,034	343	5%	6,377
INDIAN RIVER PATHOLOGY LLC		5,895	462	7%	6,357
FLORIDA HOSPITAL ZEPHYRHILLS	10	5,850	497	8%	6,357
BROWARD HEALTH NORTH CLINICAL LABORATORY		5,570	704	11%	6,274
CENTRAL FLORIDA REGIONAL HOSPITAL		5,545	560	9%	6,105
FLORIDA HOSPITAL OF CARROLLWOOD	22	5,335	653	11%	6,010
VISTA CLINICAL	7	3,338	2,662	44%	6,007
FLORIDA LABORATORY ANALYSIS		5,364	558	9%	5,922
MEMORIAL HOSPITAL WEST LABORATORY SERVICES	14	5,344	532	9%	5,890
P4 CLINICAL, LLC	62	5,374	442	8%	5,878
CLEVELAND CLINIC MARTIN SOUTH HOSPITAL	1	5,320	481	8%	5,802
GENOVA DIAGNOSTICS LABORATORY	13	5,442	346	6%	5,801

# COVID-19: testing by laboratory

Data through Dec 2, 2020 verified as of Dec 3, 2020 at 09:25 AM

Data in this report are provisional and subject to change.

The numbers in the table below represent the number of Florida and non-Florida residents for whom test results were received by the Department of Health. A person can be tested by more than one laboratory and can have both positive and negative results. **Therefore, the sum of the numbers in each column will be larger than the total number of people tested.**

Reporting lab	Inconclusive	Negative	Positive	Percent positive	Total
PATHNOSTICS	14	4,250	1,481	26%	5,745
OCALA REGIONAL MEDICAL CENTER		5,127	611	11%	5,738
WEST PALM HOSPITAL LAB		5,214	438	8%	5,652
REAL DIAGNOSTICS	34	4,869	727	13%	5,630
FULGENT DIAGNOSTICS	97	5,192	325	6%	5,614
UNITED CLINICAL LABORATORY LLC	2	4,554	1,028	18%	5,584
LEE HEALTH - GULF COAST MEDICAL CENTER	2	4,596	964	17%	5,562
BAPTIST HEALTH - BEACHES		5,180	367	7%	5,547
Lake City HM		5,228	301	5%	5,529
BAPTIST HEALTH SOUTH FLORIDA - WEST KENDALL URGENT CARE		4,603	741	14%	5,344
BINAXNOW	7	4,214	1,098	21%	5,319
MARTIN HOSPITAL SOUTH LAB		4,966	279	5%	5,245
MORTON PLANT-MEASE	1	4,743	371	7%	5,115
ANNE BATES LEACH EYE HOSPITAL/ ABLEH MICROBIOLOGY LABORATORY		4,957	73	1%	5,030
LEON MEDICAL CENTERS LLC		4,042	957	19%	4,999
MEMORIAL HOSPITAL MICRO		4,668	321	6%	4,989
LABSTAT LLC	2	4,687	262	5%	4,951
POINCIANA MEDICAL CENTER		3,862	1,066	22%	4,928
LAKEWOOD RANCH MEDICAL CENTER		4,542	352	7%	4,894
FLORIDA HOSPITAL FISH MEMORIAL	19	4,284	574	12%	4,877
WEST MARION COMMUNITY HOSPITAL LAB		4,261	586	12%	4,847
ST JOSEPHS NORTH HOSPITAL LAB	1	4,317	513	11%	4,831
KD MEDICAL CHOICE LLC		4,298	496	10%	4,794
SUNRISE MEDICAL LABORATORIES	2	4,463	297	6%	4,762
ARCPOINT LABS	2	3,835	894	19%	4,731
TROPICANA FIELD - LOT 2	17	4,297	411	9%	4,725
IMPERIAL POINT MEDICAL CENTER		4,234	353	8%	4,587
MALABAR MEDICAL WALK IN CLINIC		3,924	602	13%	4,526
MEDEXPRESS URGENT CARE	2	2,839	1,679	37%	4,520
SOUTH BAY HOSPITAL CLINICAL LAB		4,105	392	9%	4,497
CLEVELAND CLINIC MARTIN NORTH HOSPITAL		4,095	400	9%	4,495
ST LUCIE MEDICAL CENTER		3,702	789	18%	4,491
AMERICAN FAMILY CARE		2,707	1,770	40%	4,477
CARDIOPATH	1	4,059	368	8%	4,428
UNKNOWN	3	2,681	1,693	39%	4,377
BAPTIST HEALTH - NASSAU		4,175	185	4%	4,360
MOFFITT CANCER CENTER	6	4,229	84	2%	4,319
AVERO DIAGNOSTICS - IRVING	1	4,031	242	6%	4,274
OVIEDO MEDICAL CENTER		3,813	439	10%	4,252
BAPTIST HEALTH SOUTH FLORIDA - COUNTRY WALK URGENT CARE		3,591	575	14%	4,166
SOUTH FLORIDA BAPTIST HOSPITAL MICRO	2	3,540	551	13%	4,093
HEALTHQUEST ESOTERICS		2,963	1,124	28%	4,087
NIGHT LITE PEDIATRIC CENTER LLC		3,824	254	6%	4,078
HIALEAH HOSPITAL	4	3,289	773	19%	4,066
FORT WALTON BEACH MEDICAL CENTER		3,491	512	13%	4,003
CARDIOTROPIC LABS	83	3,141	724	18%	3,948

# COVID-19: testing by laboratory

Data through Dec 2, 2020 verified as of Dec 3, 2020 at 09:25 AM

Data in this report are provisional and subject to change.

The numbers in the table below represent the number of Florida and non-Florida residents for whom test results were received by the Department of Health. A person can be tested by more than one laboratory and can have both positive and negative results. **Therefore, the sum of the numbers in each column will be larger than the total number of people tested.**

Reporting lab	Inconclusive	Negative	Positive	Percent positive	Total
ST PETERSBURG GENERAL HOSPITAL		3,273	621	16%	3,894
NIGHT LITE PEDIATRICS URGENT CARE	1	3,380	510	13%	3,891
FLORIDA HOSPITAL NORTH PINELLAS	11	3,590	254	7%	3,855
PHYSICIANS REGIONAL MEDICAL CENTER - PINE RIDGE RD	1	3,132	639	17%	3,772
BAPTIST HEALTH SOUTH FLORIDA - MIAMI LAKES URGENT CARE		3,010	680	18%	3,690
HOLIDAY CVS LLC		3,495	173	5%	3,668
CLARITY LAB SOLUTIONS LLC		3,608	4	0%	3,612
CernerELR_Advent		3,367	235	7%	3,602
UNIVERSITY HOSPITAL AND MEDICAL CENTER		2,758	785	22%	3,543
SYNERGY LABORATORIES	7	3,132	315	9%	3,454
BAPTIST HEALTH SOUTH FLORIDA - DORAL URGENT CARE		2,810	596	17%	3,406
WESTCHESTER HOSPITAL	23	2,728	565	17%	3,316
BAPTIST HEALTH SOUTH FLORIDA - CORAL SPRINGS URGENT CARE		2,917	372	11%	3,289
PUTNAM COMMUNITY MEDICAL CENTER		2,936	344	10%	3,280
BAPTIST HEALTH SOUTH FLORIDA - PEMBROKE PINES URGENT CARE		2,787	451	14%	3,238
BAPTIST HEALTH SOUTH FLORIDA - WESTCHESTER URGENT CARE		2,713	499	16%	3,212
GENE BY GENE, GENOMICS RESEARCH CENTER LAB	35	3,089	87	3%	3,211
BAPTIST HEALTH - NORTH		2,512	688	22%	3,200
MEASE DUNEDIN HOSPITAL	4	2,939	251	8%	3,194
SANTA ROSA MEDICAL CENTER		2,716	472	15%	3,188
ISPM LABS, LLC DBA CAPSTONE DIAGNOSTICS, LLC		3,118	67	2%	3,185
MEDARBOR DIAGNOSTICS	1	2,351	795	25%	3,147
BAYCARE COMMUNITY HEALTH		3,053	59	2%	3,112
FLORIDA HOSPITAL OCALA		2,887	176	6%	3,063
RAULERSON HOSPITAL		2,592	462	15%	3,054
PALMS OF PASADENA HOSPITAL		2,741	304	10%	3,045
BAYFRONT HEALTH - VENICE REGIONAL MEDICAL		2,814	216	7%	3,030
H LEE MOFFITT CANCER CENTER LABORATORY		2,971	35	1%	3,006
VIKOR SCIENTIFIC	3	2,243	714	24%	2,960
DOCTORS HOSPITAL OF SARASOTA CLINICAL LABORATORY		2,640	319	11%	2,959
ADVENTHEALTH CENTRA CARE LAKE BUENA VISTA		2,836	94	3%	2,930
MIDWAY SPECIALTY CARE CENTER DIAGNOSTICS	36	2,674	210	7%	2,920
MEMORIAL HOSPITAL- MIRAMAR	12	2,672	210	7%	2,894
STONE CLINICAL LABORATORIES		2,789	96	3%	2,885
THE HEALTHCARE DISTRICT OF PALM BEACH COUNTY	10	2,613	251	9%	2,874
BAYFRONT HEALTH - PORT CHARLOTTE		2,569	221	8%	2,790
ACUTIS DIAGNOSTICS	15	2,389	357	13%	2,761
SYNERGY DIAGNOSTIC LABORATORY	82	2,423	223	8%	2,728
ANGEL KIDS PEDIATRICS		2,644	84	3%	2,728
TWIN CITIES HOSPITAL	1	2,433	285	10%	2,719
EXPRESS GENE MOLECULAR DIAGNOSTICS LABORATORY		2,361	358	13%	2,719
WALGREENS ORLANDO	3	2,388	319	12%	2,710
WALGREEN CO	2	2,378	310	12%	2,690
MEDCOMP SCIENCES LLC	29	1,311	1,318	50%	2,658
BETHESDA HOSPITAL WEST		2,428	228	9%	2,656
EGLIN AIR FORCE BASE	3	1,902	748	28%	2,653



# COVID-19: testing by laboratory

Data through Dec 2, 2020 verified as of Dec 3, 2020 at 09:25 AM

Data in this report are provisional and subject to change.

The numbers in the table below represent the number of Florida and non-Florida residents for whom test results were received by the Department of Health. A person can be tested by more than one laboratory and can have both positive and negative results. **Therefore, the sum of the numbers in each column will be larger than the total number of people tested.**

Reporting lab	Inconclusive	Negative	Positive	Percent positive	Total
VETERANS AFFAIRS MEDICAL CENTER - ORLANDO		1,342	1,260	48%	2,602
GENESIS MEDICAL LABORATORY	25	2,180	364	14%	2,569
ADVENT HEALTH - OCALA		2,124	399	16%	2,523
BAPTIST HEALTH SOUTH FLORIDA - CORAL GABLES (UNIVERSITY) URGENT CARE		2,208	281	11%	2,489
CITRUS MEMORIAL HOSPITAL LABORATORY		2,185	261	11%	2,446
SOLARIS DIAGNOSTICS	2	2,152	259	11%	2,413
NORTHWEST FLORIDA COMMUNITY HOSPITAL	17	1,594	793	33%	2,404
MEDICAL DNA LABS LLC	2	2,229	132	6%	2,363
BAPTIST HEALTH SOUTH FLORIDA - WESTON URGENT CARE		2,136	217	9%	2,353
BAPTIST HEALTH SOUTH FLORIDA - TAMiami TRAIL URGENT CARE		1,902	448	19%	2,350
BAYFRONT HEALTH - SEVEN RIVERS		2,150	179	8%	2,329
BAPTIST HEALTH SOUTH FLORIDA - PINECREST URGENT CARE		2,048	279	12%	2,327
BAPTIST HEALTH SOUTH FLORIDA - DAVIE URGENT CARE		1,988	336	14%	2,324
LEE HEALTH - COCONUT POINT CLINICAL LAB	2	1,872	433	19%	2,307
MINUTECLINIC LLC #3703		2,005	281	12%	2,286
BAPTIST HEALTH SOUTH FLORIDA - CORAL GABLES URGENT CARE		1,958	316	14%	2,274
LAKESIDE MEDICAL CENTER		1,796	464	21%	2,260
MEMORIAL HOSPITAL PEMBROKE	3	2,006	251	11%	2,260
ASCENSION SACRED HEART - EMERALD COAST		1,913	336	15%	2,249
BARTOW REGIONAL MEDICAL CENTER	1	1,949	273	12%	2,223
BAYFRONT HEALTH - BROOKSVILLE		1,926	275	12%	2,201
THE CENTER FOR URGENT CARE	2	1,735	457	21%	2,194
CENTRA CARE - WATERFORD LAKES		1,660	511	24%	2,171
MINUTECLINIC		1,928	215	10%	2,143
ENGLEWOOD COMMUNITY HOSPITAL		1,983	158	7%	2,141
CENTRA CARE SAINT CLOUD	1	1,840	291	14%	2,132
CLINICAL REFERENCE LABORATORY	1	2,042	70	3%	2,113
URGENT CARE CURE	2	1,870	235	11%	2,107
SPORTS DRUG TESTING LABORATORY	36	1,977	53	3%	2,066
LOWER KEYS MEDICAL CENTER		1,839	211	10%	2,050
BAPTIST HEALTH SOUTH FLORIDA - PALMETTO BAY URGENT CARE		1,769	272	13%	2,041
SELECT LABORATORIES - MARION COUNTY, FL LLC	3	1,912	126	6%	2,041
BMCT Molecular Diagnostics Subsection		1,671	347	17%	2,018
HOLIDAY CVS LLC DBA CVS PHARMACY #5154		1,983	29	1%	2,012
COMMUNITY HEALTH NORTHWEST FLORIDA	4	1,481	517	26%	2,002
AMELIA URGENT CARE		1,279	715	36%	1,994
CLARITY LAB SOLUTIONS		1,732	251	13%	1,983
HIGHLANDS REGIONAL MEDICAL CENTER		1,594	376	19%	1,970
DOC SMILEY'S URGENT CARE		1,705	247	13%	1,952
PHYSICIANS REGIONAL MEDICAL CENTER - COLLIER BLVD	1	1,465	454	24%	1,920
BAPTIST HEALTH SOUTH FLORIDA - KENDALE LAKES URGENT CARE		1,542	363	19%	1,905
DESOTO MEMORIAL HOSPITAL	3	1,549	322	17%	1,874
SUNCOAST PATHOLOGY ASSOCIATES		1,701	132	7%	1,833
BAPTIST HEALTH SOUTH FLORIDA - BRICKELL URGENT CARE		1,532	290	16%	1,822
BAPTIST HEALTHCARE - GULF BREEZE HOSPITAL	3	1,549	242	13%	1,794
BAPTIST HEALTH URGENT CARE AT SAWGRASS		1,561	224	13%	1,785

# COVID-19: testing by laboratory

Data through Dec 2, 2020 verified as of Dec 3, 2020 at 09:25 AM

Data in this report are provisional and subject to change.

The numbers in the table below represent the number of Florida and non-Florida residents for whom test results were received by the Department of Health. A person can be tested by more than one laboratory and can have both positive and negative results. **Therefore, the sum of the numbers in each column will be larger than the total number of people tested.**

Reporting lab	Inconclusive	Negative	Positive	Percent positive	Total
LABORATORY OF FLORIDA LLC	40	1,623	112	6%	1,775
MARINERS HOSPITAL		1,618	143	8%	1,761
MINUTECLINIC LLC		1,473	221	13%	1,694
TALLAHASSEE PRIMARY CARE ASSOCIATES		1,549	144	9%	1,693
ADVENTHEALTH CENTRA CARE WINTER GARDEN		1,608	56	3%	1,664
ADVENTHEALTH CENTRA CARE DR PHILLIPS		1,601	46	3%	1,647
BAPTIST HEALTH - CLAY		1,415	199	12%	1,614
ADVENT HEALTH - HEART OF FLORIDA ER	1	1,476	130	8%	1,607
JW PLASTIC SURGERY		1,368	235	15%	1,603
BAYFRONT HEALTH - PUNTA GORDA		1,520	75	5%	1,595
BAPTIST HEALTH EMERGENCY CENTER COUNTRY WALK	1	1,350	242	15%	1,593
BAPTIST HEALTH - OAKLEAF		1,326	259	16%	1,585
ADVENT HEALTH - NEW SMYRNA		1,196	365	23%	1,561
GENUS3		1,498	59	4%	1,557
OPTEO LABORATORY		1,510	32	2%	1,542
ATLANTIS URGENT CARE	1	682	825	55%	1,508
ADVENTHEALTH CENTRA CARE WINTER PARK		1,444	43	3%	1,487
FLOWERS HOSPITAL		1,351	128	9%	1,479
TAMPA COMMUNITY HOSPITAL		1,213	228	16%	1,441
PHYSICIANS STAT LAB		515	919	64%	1,434
BAYFRONT HEALTH - SPRING HILL		1,323	99	7%	1,422
ASSOCIATED PATHOLOGISTS, LLC	3	1,184	216	15%	1,403
PATIENTS CHOICE LABORATORIES		825	575	41%	1,400
ADVENTHEALTH CENTRA CARE HUNTERS CREEK		1,289	106	8%	1,395
ADVENTHEALTH CENTRA CARE UNIVERSITY		1,368	27	2%	1,395
ADVENTHEALTH CENTRA CARE ST CLOUD		1,311	73	5%	1,384
ADVENTHEALTH CENTRA CARE KISSIMMEE		1,328	52	4%	1,380
BAPTIST HEALTH SOUTH FLORIDA - MIAMI BEACH URGENT CARE		1,179	187	14%	1,366
QDX PATHOLOGY SERVICES	1	1,148	213	16%	1,362
ASCENSION ST VINCENT'S - SOUTHSIDE		1,309	49	4%	1,358
NXGEN MDX LLC	3	1,243	102	8%	1,348
SPARROW HEALTHCARE	2	1,147	197	15%	1,346
UHEALTH DEERFIELD BEACH/UMSYLVESTER DEERFIELD BEACH LABORATORY	3	1,289	47	4%	1,339
PRIMEHEALTH URGENT CARE	1	1,068	270	20%	1,339
ADVANCE MEDICAL OF NAPLES		309	990	76%	1,299
JACKSON HOSPITAL CLINICAL LABORATORY		1,113	166	13%	1,279
ADVENTHEALTH CENTRA CARE SANFORD		1,223	47	4%	1,270
SARKIS CLINICAL TRIALS		1,104	147	12%	1,251
AHCC WESLEY CHAPEL		1,187	55	4%	1,242
NORTH SHORE LONG ISLAND JEWISH HEALTH		1,195	43	3%	1,238
ADVENTHEALTH CENTRA CARE LEE ROAD		1,186	32	3%	1,218
CLINICORE		1,124	91	7%	1,215
ADVENTHEALTH CENTRA CARE CLERMONT		1,170	38	3%	1,208
ACCESS MEDICAL LABS		746	448	38%	1,194
ADVENTHEALTH CENTRA CARE MOUNT DORA		1,132	53	4%	1,185
ASSURANCE SCIENTIFIC LABORATORIES	1	952	227	19%	1,180

# COVID-19: testing by laboratory

Data through Dec 2, 2020 verified as of Dec 3, 2020 at 09:25 AM

Data in this report are provisional and subject to change.

The numbers in the table below represent the number of Florida and non-Florida residents for whom test results were received by the Department of Health. A person can be tested by more than one laboratory and can have both positive and negative results. **Therefore, the sum of the numbers in each column will be larger than the total number of people tested.**

Reporting lab	Inconclusive	Negative	Positive	Percent positive	Total
PALMS MEDICAL GROUP	5	920	243	21%	1,168
ADVENTHEALTH CENTRA CARE SAND LAKE		1,129	36	3%	1,165
SCION LAB SERVICES LLC	4	1,090	70	6%	1,164
ADVENTIST HEALTH SYSTEMS, SUNBELT INC		1,115	38	3%	1,153
MARTIN HEALTH SYSTEM - ST LUCIE WEST		1,031	104	9%	1,135
ADVENTHEALTH CENTRA CARE LAKE MARY		1,095	36	3%	1,131
DOCTORS TEST CENTERS		971	143	13%	1,114
EMERALD COAST URGENT CARE, LLC	1	833	279	25%	1,113
EMERALD COAST URGENT CARE LLC		863	244	22%	1,107
UNIVERSITY OF ALABAMA AT BIRMINGHAM		1,085	22	2%	1,107
FLORIDA MEDICAL CLINIC	1	688	414	38%	1,103
CAPSTONE HEALTHCARE		779	319	29%	1,098
BARDMOOR LABORATORY	1	953	134	12%	1,088
DOCTORS URGENT CARE LLC	1	922	164	15%	1,087
US BIOTEK LABORATORIES	5	893	187	17%	1,085
LABTECH DIAGNOSTIC		847	232	22%	1,079
ADVENTHEALTH CENTRA CARE WATERFORD LAKES		1,004	69	6%	1,073
NCH NORTHEAST	5	800	264	25%	1,069
NATIONWIDE LABORATORY SERVICES INC	59	860	147	14%	1,066
BIOCERNA MAIN LAB	1	960	99	9%	1,060
PROHEALTH		502	556	53%	1,058
MINUTECLINIC LLC # 0709		920	130	12%	1,050
EMPIRE CITY LABORATORIES INC	8	892	150	14%	1,050
ADVENTHEALTH CENTRA CARE ALTAMONTE		1,004	31	3%	1,035
COASTAL MED URGENT CARE		123	910	88%	1,033
ADVENTHEALTH CENTRA CARE PORT ORANGE		994	34	3%	1,028
EMERGENCY PHYSICIANS MEDICAL CENTER		137	885	87%	1,022
HEALTH FIRST ADVENTHEALTH CENTRA CARE GATEWAY		990	31	3%	1,021
ADVENTHEALTH PROMPT CARE	1	693	320	32%	1,014
EMERALD COAST URGENT CARE		748	264	26%	1,012
ADVENTHEALTH CENTRA CARE APOPKA		933	66	7%	999
CAREFAST+		782	206	21%	988
ADVENTHEALTH CENTRA CARE LAKELAND		960	28	3%	988
NYU HOSPITALS CENTER CLINICAL LABORATORIES		960	22	2%	982
EPN URGENT CARE NAPLES	2	746	229	23%	977
ADVENTHEALTH CENTRA CARE LONGWOOD		949	26	3%	975
NCF DIAGNOSTICS & DNA TECHNOLOGIES LAB	33	797	131	14%	961
ARCPPOINT LABS OF FORT MYERS		735	218	23%	953
TOM LEE COMMUNITY HEALTH CENTER		628	319	34%	947
TEMPUS CLINICAL LABORATORY	8	830	108	11%	946
PATIENTS FIRST - THOMASVILLE ROAD		839	104	11%	943
LAB24 INC	3	278	659	70%	940
DYNIX DIAGNOSTIX		820	117	12%	937
FLORIDA FAMILY LABORATORY, INC DBA	3	847	67	7%	917
ADVENTHEALTH CENTRA CARE OVIEDO		852	56	6%	908
VERITOR		787	107	12%	894

# COVID-19: testing by laboratory

Data through Dec 2, 2020 verified as of Dec 3, 2020 at 09:25 AM

Data in this report are provisional and subject to change.

The numbers in the table below represent the number of Florida and non-Florida residents for whom test results were received by the Department of Health. A person can be tested by more than one laboratory and can have both positive and negative results. **Therefore, the sum of the numbers in each column will be larger than the total number of people tested.**

Reporting lab	Inconclusive	Negative	Positive	Percent positive	Total
MINUTECLINIC LLC 5852		742	146	16%	888
COASTAL LABORATORIES		730	151	17%	881
MINUTECLINIC LLC #3631		728	132	15%	860
ADVENTHEALTH CENTRA CARE ORANGE LAKE		816	43	5%	859
ADVENTHEALTH CENTRA CARE LEESBURG		822	29	3%	851
AMELIA EXPRESS CARE		536	306	36%	842
HEALTH FIRST ADVENTHEALTH CENTRA CARE TITUSVILLE		805	27	3%	832
PHYSICIANS PRIMARY CARE		738	94	11%	832
ADVENTHEALTH CENTRA CARE AZALEA PARK		794	34	4%	828
NORTH FLORIDA PEDIATRICS-TALLAHASSEE		761	57	7%	818
FLORIDA HOSPITAL ORLANDO		743	74	9%	817
STEWART REFERENCE LABORATORY	1	511	294	36%	806
ASCENSION ST VINCENT'S - CLAY		775	27	3%	802
PHAROS HEALTH		622	167	21%	789
DONALD W ROBERTSON DO PA		593	194	25%	787
ELLENTON URGENT CARE		572	210	27%	782
MEDEXPRESS URGENT CARE - ESTERO		655	109	14%	764
MACDILL AIR FORCE BASE		709	51	7%	760
HISTOPATHOLOGY SERVICES, LLC		669	85	11%	754
IGENOMIX USA LLC	18	671	60	8%	749
HEALTH FIRST ADVENTHEALTH CENTRA CARE COCOA		715	28	4%	743
LENCO MEDICAL LABORATORY		717	22	3%	739
MEDFAST URGENT CARE CENTER		37	699	95%	736
ADVENT HEALTH - DADE CITY		667	66	9%	733
DYNIX DIAGNOSTICS	2	520	206	28%	728
ADVENTHEALTH CENTRA CARE SOUTH ORANGE		689	33	5%	722
ADVENTHEALTH CENTRA CARE COLONIAL TOWN		690	32	4%	722
BAY MEDICAL CENTER SACRED HEART HEALTH SYSTEM		551	166	23%	717
DISNEY COVID TEST SITE		703	9	1%	712
NONE		309	402	57%	711
NITE LITE PEDIATRICS		227	483	68%	710
CARENOW URGENT CARE		479	222	32%	701
BAPTIST HEALTH SOUTH FLORIDA - COUNTRY WALK URGENT CARE EXPRESS		603	91	13%	694
PREMIER URGENT CARE OF BREVARD LLC		618	75	11%	693
PREMIER MEDICAL LABORATORY SERVICES	1	463	220	32%	684
VAVA PARTNERS LLC		158	525	77%	683
BAPTIST HEALTH SOUTH FLORIDA - KEY BISCANE URGENT CARE EXPRESS		598	84	12%	682
SHELL POINT NURSING PAVILION	1	664	14	2%	679
BAYA PHARMACY & URGENT CARE		432	245	36%	677
ADVENT HEALTH LAB - ORLANDO		425	251	37%	676
MINI ER ADULT AND PEDIATRIC URGENT CARE		574	98	15%	672
MC DIAGNOSTIC OF CONNECTICUT, PC #2220		578	90	13%	668
CENTRA CARE		422	244	37%	666
DEPARTMENT OF CLINICAL LABS		654	8	1%	662
ST ANNES NURSING CENTER		640	8	1%	648
INDIAN RIVER MEDICAL CENTER		576	61	10%	637

# COVID-19: testing by laboratory

Data through Dec 2, 2020 verified as of Dec 3, 2020 at 09:25 AM

Data in this report are provisional and subject to change.

The numbers in the table below represent the number of Florida and non-Florida residents for whom test results were received by the Department of Health. A person can be tested by more than one laboratory and can have both positive and negative results. **Therefore, the sum of the numbers in each column will be larger than the total number of people tested.**

Reporting lab	Inconclusive	Negative	Positive	Percent positive	Total
VENICE REGIONAL MEDICAL CENTER		551	83	13%	634
BAYFRONT HEALTH - CITRUS HILLS		550	81	13%	631
ADVENTIST HEALTH SYSTEMS SUNBELT IN DBA		607	19	3%	626
DOCTORS URGENT CARE OF LUTZ LLC	1	493	131	21%	625
MINUTECLINIC LLC #4415		511	108	17%	619
MAVERICK LABS		434	183	30%	617
NCH HEALTHCARE SYSTEM MICROBIOLOGY LAB		1	616	100%	617
HEALTH FIRST ADVENTHEALTH CENTRA CARE MALABAR		577	33	5%	610
PATIENTS FIRST - MAHAN DRIVE		164	434	73%	598
GESSLER CLINIC		222	374	63%	596
GENE TOX WORLDWIDE	41	487	65	11%	593
BAPTIST HEALTHCARE - JAY HOSPITAL		466	126	21%	592
ADVENT HEALTH CENTRA CARE - MOUNT DORA		276	315	53%	591
HOLIDAY CVS LLC DBA CVSPHARMACY #5155		570	16	3%	586
CAREFAST MURABELLA		493	93	16%	586
NAPLES URGENT CARE	1	384	196	34%	581
ADVENT HEALTH CENTRA CARE -WINTER PARK KIDS URGENT CARE		512	66	11%	578
LAKE WALES MEDICAL CENTER INC		517	59	10%	576
BAYFRONT HEALTH URGENT CARE LLC		501	71	12%	572
ADVENT HEALTH CENTRA CARE - WATERFORD LAKES		480	92	16%	572
PRECISION HEALTH RESOURCES LLC		523	48	8%	571
EXPRESS GENE MOLECULAR DIAGNOSTIC LABORATORY		2	569	100%	571
POINT OF CARE TESTING SITE		549	20	4%	569
ASCENSION SACRED HEART - GULF		456	112	20%	568
TYNDALL AIR FORCE BASE		450	110	20%	560
GENESIS LABORATORY MANAGEMENT	2	452	94	17%	548
VITAE DIAGNOSTICS		534	13	2%	547
ADVENTHEALTH CENTRA CARE KIDS LAKE MARY		531	11	2%	542
BAPTIST HEALTH - MD ANDERSON CANCER CENTER		537	3	1%	540
MICROGEN DX		163	376	70%	539
MELBOURNE MEDICAL LABORATORY		428	103	19%	531
PENSACOLA PEDIATRICS PA		452	75	14%	527
HOLY CROSS HOSPITAL LABORATORY			522	100%	522
VETERANS AFFAIRS MEDICAL CENTER - JAMES A HALEY			521	100%	521
DOCTOR'S MEMORIAL HOSPITAL		405	115	22%	520
NCF DIAGNOSTICS & DNA TECHNOLOGIES	15	187	309	60%	511
CVS HEALTH		374	136	27%	510
MANOR PINES CONVALESCENT CENTER LLC	1	502	6	1%	509
PARAMOUNT URGENT CARE - OVIEDO		322	186	37%	508
Tampa Lakes Health and Rehabilitation Center	2	444	62	12%	508
CHARLES AIESI CONSULTING INC	1	468	38	7%	507
SOUTHEAST ALABAMA MEDICAL CENT		460	46	9%	506
CENTRA CARE - SOUTH ORANGE		361	145	29%	506
ECCOLAB GROUP	1	140	364	72%	505
MOLECULAR INFECTIOUS DISEASES		492	7	1%	499
FLAGLER HOSPITAL	8	26	464	93%	498

# COVID-19: testing by laboratory

Data through Dec 2, 2020 verified as of Dec 3, 2020 at 09:25 AM

Data in this report are provisional and subject to change.

The numbers in the table below represent the number of Florida and non-Florida residents for whom test results were received by the Department of Health. A person can be tested by more than one laboratory and can have both positive and negative results. **Therefore, the sum of the numbers in each column will be larger than the total number of people tested.**

Reporting lab	Inconclusive	Negative	Positive	Percent positive	Total
STAGEZERO LIFE SCIENCES INC	1	463	33	7%	497
MOUNT SINAI LABORATORY		475	18	4%	493
PALACE NURSING HOME & REHAB CENTER		492	1	0%	493
SHORELINE PHYSICIAN GROUP		327	165	34%	492
MINUTECLINIC, LLC DBA MINUTECLINIC #4717		479	10	2%	489
Victoria Nursing and Rehabilitation Center		480	7	1%	487
TENNESSEE DOH - NASHVILLE	2	436	49	10%	487
PRIMARY CARE OF THE TREASURE COAST		430	51	11%	481
HOLMES REGIONAL MEDICAL CENTER		5	475	99%	480
MEDEXPRESS URGENT CARE CAPE CORAL		375	96	20%	471
SEBASTIAN RIVER MEDICAL CENTER	1	372	92	20%	465
VETERANS AFFAIRS MEDICAL CENTER - BAY PINES		16	449	97%	465
EUROFINS NTD, LLC		425	33	7%	458
ST JOHN'S NURSING CENTER		454	3	1%	457
PARAMOUNT URGENT CARE - WINDERMERE		342	112	25%	454
COASTAL PEDIATRIC GROUP		403	50	11%	453
DAVITA LABORATORY		403	48	11%	451
CLARITY LABS		388	62	14%	450
INTERLACHEN PEDIATRICS		424	26	6%	450
GULF COAST MOLECULAR LABORATORIES	11	368	67	15%	446
UNIVERSITY OF WEST FLORIDA STUDENT HEALTH SERVICES		360	83	19%	443
JOHN KNOX VILLAGE HEALTH CENTER		430	4	1%	434
MINUTECLINIC LLC #5249		370	64	15%	434
AVECINA MEDICAL JULINGTON	1	240	189	44%	430
VILLA MARIA NURSING & REHAB CENTER INC		422	7	2%	429
Community_Health		342	86	20%	428
JACKSON MEMORIAL LONG TERM CARE CENTER		420	6	1%	426
SMA SPECIALTY MEDICAL LAB		112	310	73%	422
The Sands at South Beach		422			422
GULF COAST VILLAGE		405	16	4%	421
MEMORIAL PEMBROKE 24/7 CARE CENTER		322	99	24%	421
GARCIA CLINICAL LABORATORY		28	390	93%	418
PARAMOUNT URGENT CARE - ORLANDO		273	144	35%	417
INTEGRITY LABORATORIES, LLC	1	320	94	23%	415
NORTH OKALOOSA MEDICAL CENTER		244	164	40%	408
WHITE WILSON MEDICAL CENTER		25	382	94%	407
NEW YORK HOSPITAL LABORATORIES	1	389	10	3%	400
PARAMOUNT URGENT CARE		128	271	68%	399
BROWNWOOD CARE CENTER		369	30	8%	399
TACACHALE CLINICAL LABORATORY		383	14	4%	397
RIVER GARDEN HEBREW HOME FOR THE AGED		358	37	9%	395
QUICK CARE MED PL	2	363	28	7%	393
THERADOC		152	241	61%	393
MID-FLORIDA PATHOLOGY		304	87	22%	391
NEW PLANT CITY FAMILY CARE	1	204	186	48%	391
BARBER		13	376	97%	389

# COVID-19: testing by laboratory

Data through Dec 2, 2020 verified as of Dec 3, 2020 at 09:25 AM

Data in this report are provisional and subject to change.

The numbers in the table below represent the number of Florida and non-Florida residents for whom test results were received by the Department of Health. A person can be tested by more than one laboratory and can have both positive and negative results. **Therefore, the sum of the numbers in each column will be larger than the total number of people tested.**

Reporting lab	Inconclusive	Negative	Positive	Percent positive	Total
ENZO CLINICAL LABS INC	1	375	12	3%	388
ADVENT HEALTH CENTRA CARE - WINTER PARK		256	130	34%	386
ACCU REFERENCE MEDICAL LAB		169	213	56%	382
ADDICTION LABS OF AMERICA	1	344	36	9%	381
LEHIGH REGIONAL MEDICAL CENTER LAB		354	27	7%	381
ADVENTHEALTH CENTRA CARE CONWAY		351	28	7%	379
MEDEXPRESS FORT MYERS		290	88	23%	378
FLORIDA COMMUNITY HEALTH CENTER		338	40	11%	378
SOLARIS HEALTHCARE PALATKA		371	4	1%	375
CLEWISTON NURSING AND REHABILITATION CENTER		370	4	1%	374
BAYA PHARMACY WEST		8	364	98%	372
MINUTECLINIC LLC #3463		324	48	13%	372
FOUNTAIN MANOR HEALTH AND REHAB CENTER	1	367	3	1%	371
VITAS HEALTHCARE CORPORATION OF FLA		368	2	1%	370
UHEALTH CLINIC AT WALGREENS		304	66	18%	370
CONSULATE HEALTH CARE OF NEW PORT RICHEY		364	5	1%	369
KENDALL HEALTHCARE PROPERTIES DBA		367	2	1%	369
HENDRY REGIONAL MEDICAL CENTER		107	261	71%	368
ED FRASER MEMORIAL HOSPITAL		277	90	25%	367
THE HEALTH CENTER OF PLANT CITY		363	4	1%	367
MEDONE URGENT CARE CENTER		149	217	59%	366
PRIMARY CARE SERVICES AT INDIAN RIVER ESTATES		361	4	1%	365
LEE COUNTY EMERGENCY MEDICAL SERVICE		327	37	10%	364
COASTAL URGENT CARE		304	57	16%	361
SANTA ROSA MEDICAL GROUP		305	55	15%	360
ADVENTHEALTH CENTRA CARE		342	16	4%	358
NORTH SHORE LIJ URGENT CARE PC		347	9	3%	356
INFORM DIAGNOSTICS		349	6	2%	355
MINUTECLINIC LLC #5253		323	25	7%	348
CONSULATE HEALTHCARE OF VERO BEACH	11	321	16	5%	348
ADVENT HEALTH CENTRA CARE - PORT ORANGE		29	319	92%	348
BAYSHORE DIAGNOSTICS		309	37	11%	346
C.W. BILL YOUNG VA MEDICAL CENTER		17	329	95%	346
NEW YORK PRESBYTERIAN - CUMC CLINICAL		330	15	4%	345
PALM GARDEN OF OCALA		329	16	5%	345
RAINBOW RIVER MEDICAL LABORATORY		321	24	7%	345
SELECT REFERENCE LABORATORIES, LLC	1	325	11	3%	337
MINI ER WATERFORD LAKES, THE		297	40	12%	337
NORTH FLORIDA PEDIATRICS - LAKE CITY		229	107	32%	336
PALM GARDEN OF PORT SAINT LUCIE		332	2	1%	334
ACCESS POINT HEALTHCARE URGENT & PRIMARY CARE		251	82	25%	333
NCH HEALTHCARE BONITA		239	94	28%	333
SANFORD LABORATORIES		311	21	6%	332
GENESIS DIAGNOSTICS		233	97	29%	330
LAUDERDALE NURSING CENTER LLC	1	325	3	1%	329
MEDICAL FP - WHOLE FAMILY HEALTH CENTER		312	16	5%	328

# COVID-19: testing by laboratory

Data through Dec 2, 2020 verified as of Dec 3, 2020 at 09:25 AM

Data in this report are provisional and subject to change.

The numbers in the table below represent the number of Florida and non-Florida residents for whom test results were received by the Department of Health. A person can be tested by more than one laboratory and can have both positive and negative results. **Therefore, the sum of the numbers in each column will be larger than the total number of people tested.**

Reporting lab	Inconclusive	Negative	Positive	Percent positive	Total
EDEN SPRINGS NURSING AND REHAB CENTER		317	10	3%	327
MY CLINICAL LAB		224	100	31%	324
Plantation Bay Rehabilitation Center		317	6	2%	323
HARTS HARBOR HEALTH CARE CENTER		320	2	1%	322
USAFSAM/PHE		173	149	46%	322
MINUTECLINIC LLC #5069		288	34	11%	322
MINUTECLINIC LLC #5854		275	45	14%	320
MINI ER AND URGENT CARE		214	106	33%	320
FLO-MEDILAB SERVICES		101	218	68%	319
LIFE CARE CENTER OF HILLIARD		313	5	2%	318
LIFE CARE CENTER OF PENSACOLA		312	5	2%	317
VETERANS AFFAIRS MEDICAL CENTER		38	279	88%	317
ST ANDREWS BAY SKILLED NURSING &		315	1	0%	316
BAPTIST HEALTH EMERGENCY CENTER AT WEST CORAL WAY		242	74	23%	316
Good Samaritan Society Kissimmee Village		306	10	3%	316
WEST GABLES HEALTH CARE CENTER		309	6	2%	315
HEALTH CENTER AT BRENTWOOD	1	304	9	3%	314
FIU-HEALTH AUXILIARY LABORATORY		291	23	7%	314
PENSACOLA PEDIATRICS		250	61	20%	311
MINUTECLINIC LLC #7886		289	22	7%	311
ADVENT HEALTH - TAMPA		110	201	65%	311
ADVENT HEALTH CENTRA CARE - LAKE MARY		83	228	73%	311
MIDWAY SPECIALTY CARE CENTER	3	192	113	37%	308
WOODLANDS MEDICAL SPECIALISTS		254	54	18%	308
ADVENT HEALTH CENTRA CARE - LEESBURG		13	292	96%	305
GENESIS MEDICAL LABORATORY MIAMI FL.		83	222	73%	305
MANOR AT CARPENTERS		286	19	6%	305
BALDWIN PEDIATRICS	1	289	14	5%	304
UR MEDICINE LABS- CENTRAL LABORATORY		295	9	3%	304
EMERALD SHORES HEALTH AND REHABILITATION		267	37	12%	304
NAVAL HOSPITAL - JACKSONVILLE		40	263	87%	303
FISHERMENS HOSPITAL CLINICAL LAB		276	25	8%	301
MEDEXPRESS URGENT CARE - VERO BEACH		195	103	35%	298
VETERANS AFFAIRS MEDICAL CENTER - GAINESVILLE		2	296	99%	298
CORE DIAGNOSTIC LABORATORIES LLC		220	77	26%	297
HILLCREST HEALTH CARE & REHABILITATION CENTER		294	3	1%	297
VALENCIA HILLS HEALTH AND REHABILITATION CENTER		293	2	1%	295
BUENA VISTA URGENT CARE		261	31	11%	292
COVANCE CLINICAL RESEARCH UNIT INC		289	3	1%	292
TREE HOUSE PEDIATRICS		263	29	10%	292
MEDSCAN LABORATORY INC	1	158	132	45%	291
KEYS AHEC SCHOOL MEDICAL CLINIC	3	257	31	11%	291
NORTHWEST MEDICAL CENTER CLINICAL LABORATORY		175	115	40%	290
SIPARADIGM, DIAGNOSTIC INFORMATICS		273	17	6%	290
Santa Rosa Center for Rehabilitation and Healing		287	3	1%	290
AUBURN UNIVERSITY MEDICAL CLINIC		227	62	21%	289



# COVID-19: testing by laboratory

Data through Dec 2, 2020 verified as of Dec 3, 2020 at 09:25 AM

Data in this report are provisional and subject to change.

The numbers in the table below represent the number of Florida and non-Florida residents for whom test results were received by the Department of Health. A person can be tested by more than one laboratory and can have both positive and negative results. **Therefore, the sum of the numbers in each column will be larger than the total number of people tested.**

Reporting lab	Inconclusive	Negative	Positive	Percent positive	Total
MINUTECLINIC LLC #5190		253	35	12%	288
The Manor at Blue Water Bay		280	7	2%	287
FORT MYERS INTERNAL MEDICINE, LLC		259	26	9%	285
FERNANDINA BEACH REHAB AND NURSING	1	283			284
FLORIDA HOSPITAL WAUCHULA		186	98	35%	284
PRIMARY CARE SERVICES AT ST ANDREWS ESTATES		283			283
GOLDEN GLADES NURSING & REHABILITATION CTR		280	3	1%	283
SIGNATURE HEALTHCARE OF BROOKWOOD GARDENS		282			282
INDIAN RIVER CTR, LLC		263	18	6%	281
BOCA BIOLISTICS REFERENCE LABORATORY	2	185	94	33%	281
MEDONE PLLC		256	24	9%	280
CORAL TRACE HEALTH CARE☐		278	1	0%	279
LIFE CARE CENTER OF ORANGE PARK		278	1	0%	279
Crestview Rehabilitation Center		154	123	44%	277
RUSKIN HEALTH CENTER		168	109	39%	277
PRUITT HEALTH-SANTA ROSA		275	2	1%	277
BIOCEPT		259	16	6%	275
HARBOUR HEALTH CENTER		273	2	1%	275
SPECIALTY HEALTH AND REHABILITATION CENTER		250	23	8%	273
PALMETTO SUBACUTE CARE CENTER		266	6	2%	272
LIFE CARE CENTER OF OCALA		272			272
ADVENT HEALTH CENTRA CARE - TITUSVILLE		43	229	84%	272
NORTH FLORIDA REHABILITATION & SPECIALTY CARE☐		269	2	1%	271
VILLAGE AT VIENNA SQUARE,THE☐	6	263	2	1%	271
SOLARIS HEALTHCARE CHARLOTTE HARBOR		262	7	3%	269
LAKELAND REGIONAL HEALTH SYSTEMS INC		2	266	99%	268
ADVENT HEALTH CENTRA CARE - PALM COAST		36	232	87%	268
BALDOMERO LOPEZ STATE VETERANS NURSING HOME	2	265	1	0%	268
CLIFFORD CHESTER SIMS STATE VETERANS		261	5	2%	266
FLORIDA HOSPITAL MEDICAL GROUP		224	41	15%	265
LIFE CARE CENTER OF NEW PORT RICHEY		252	13	5%	265
MINUTECLINIC LLC, #10357		262	1	0%	263
DOCTORS URGENT CARE		190	72	27%	262
MYTEST DIAGNOSTICS		251	11	4%	262
BRIDGEWATER PARK HEALTH AND REHAB		257	4	2%	261
CLIFFORD CHESTER SIMS VA NURSING HOME		251	8	3%	259
CONSULATE HEALTHCARE OF KISSIMMEE		247	12	5%	259
CREEKSIDE CARE CENTER		227	32	12%	259
FLORIDA WOMAN CARE LABORATORY LLC		232	26	10%	258
LIFEBRITE	1	114	143	55%	258
MED FAST URGENT CARE CENTER		13	243	95%	256
AURORA DIAGNOSTICS BERNHARDT LABORATORIES PATHOLOGY SERVICE		190	66	26%	256
FLORIDA HOSPITAL HEARTLAND MED CTR LAKE PLACID		188	66	26%	254
ADVENT HEALTH - CELEBRATION		241	12	5%	253
MEDICAL VB		221	32	13%	253
BIOCERNA LLC	8	188	56	22%	252

# COVID-19: testing by laboratory

Data through Dec 2, 2020 verified as of Dec 3, 2020 at 09:25 AM

Data in this report are provisional and subject to change.

The numbers in the table below represent the number of Florida and non-Florida residents for whom test results were received by the Department of Health. A person can be tested by more than one laboratory and can have both positive and negative results. **Therefore, the sum of the numbers in each column will be larger than the total number of people tested.**

Reporting lab	Inconclusive	Negative	Positive	Percent positive	Total
PRIMEHEALTH URGENT CARE INC		200	49	20%	249
NORTH FLORIDA PEDIATRICS PA - SUWANNEE		189	60	24%	249
QUALITOX LABORATORIES		105	144	58%	249
MEDONE URGENT CARE AT ST. AUGUSTINE		87	161	65%	248
CORAL BAY HEALTHCARE AND REHABILITATION	1	245	2	1%	248
Colonial Lakes Health Care		247	1	0%	248
HAINES CITY REHABILITATION AND NURSING CENTER		247	1	0%	248
SHELL POINT VILLAGE MEDICAL CENTER		246			246
MARTIN MEMORIAL MEDICAL CENTER LAB		128	118	48%	246
Abbey Delray		245			245
CITRUS NURSING CENTER LLC		238	7	3%	245
ROSEWOOD HEALTHCARE & REHABILITATION CENTER		239	4	2%	243
JACKSON MEMORIAL PERDUE MEDICAL CENTER		235	7	3%	242
MEDEXPRESS URGENT CARE LEHIGH ACRES		192	50	21%	242
Quest Diag Unspecifd		168	73	30%	241
DOH - INDIAN RIVER		207	33	14%	240
AVELLINO LAB USA, INC	1	233	6	3%	240
PHYSICIANS REGIONAL WALK-IN		174	66	28%	240
Point of Care Testing	1	81	157	66%	239
PARAMOUNT URGENT CARE VILLAGES		160	78	33%	238
SOUTHERN OAKS CARE CENTER	1	235	2	1%	238
FAST TRACK URGENT CARE CENTER		1	237	100%	238
GOOD SAMARITAN		236	1	0%	237
ASCEND CLINICAL	2	228	6	3%	236
KEY WEST HEALTH AND REHAB	1	229	4	2%	234
SOLARIS HEALTHCARE PARKWAY	1	230	1	0%	232
SPRINGTREE REHAB & HEALTH CARE CENTER		230			230
DIAMOND RIDGE HEALTH AND REHABILITATION CENTER		222	8	3%	230
VETERANS AFFAIRS MEDICAL CENTER - LAKE CITY		52	178	77%	230
ADVENT HEALTH CENTRA CARE - ALTAMONTE SPRINGS		136	93	41%	229
Marshall Health and Rehabilitation Center		227	2	1%	229
PATIENTS FIRST LAKE ELLA MEDICAL CENTER		209	19	8%	228
THE PRESERVE		226			226
Life Care Center at Wells Crossing		212	13	6%	225
ST JUDE CHILDREN'S RESEARCH HOSPITAL		212	12	5%	224
LEHIGH VALLEY GENOMICS			224	100%	224
DOCTORS CENTER,THE		177	46	21%	223
TREASURE COAST COMMUNITY HEALTH	3	198	19	9%	220
SHORE ACRES CARE CENTER		211	7	3%	218
MOORINGS PARK INSTITUTE, INC, THE		213	3	1%	216
OPTUM LABS LLC		154	61	28%	215
APP-UNIPATH, LLC	1	205	9	4%	215
MANOR CARE HEALTH SERVICES - FT MYERS		214	1	0%	215
LAKE PORT SQUARE		200	14	7%	214
CONSULATE HEALTH CARE OF SAFETY HARBOR		209	3	1%	212
POCONO MEDICAL CENTER		212			212

# COVID-19: testing by laboratory

Data through Dec 2, 2020 verified as of Dec 3, 2020 at 09:25 AM

Data in this report are provisional and subject to change.

The numbers in the table below represent the number of Florida and non-Florida residents for whom test results were received by the Department of Health. A person can be tested by more than one laboratory and can have both positive and negative results. **Therefore, the sum of the numbers in each column will be larger than the total number of people tested.**

Reporting lab	Inconclusive	Negative	Positive	Percent positive	Total
OCEAN VIEW NURSING AND REHAB CENTER		203	9	4%	212
OAK HAMMOCK AT THE UNIVERSITY OF FLORIDA		209	2	1%	211
ROSEWOOD HEALTH AND REHABILITATION CENTER		203	5	2%	208
PALM GARDEN OF GAINESVILLE	2	204	2	1%	208
BUREAU OF CLINICAL LABORATORIES		171	36	17%	207
VITAS LUTHERAN TOWERS INPATIENT PROGRAM		205	2	1%	207
VENTURE MEDICAL OF FLORIDA LLC		178	29	14%	207
BROWARD NURSING & REHABILITATION CTR	5	201	1	0%	207
LAKE EUSTIS HEALTH AND REHABILITATION CENTER		206			206
NSPIRE HEALTHCARE MIAMI LAKES	1	198	7	3%	206
PARKS HEALTHCARE & REHABILITATION CTR	4	201	1	0%	206
CHIPOLA HEALTH AND REHAB		196	10	5%	206
RICARDO NAVARRO DO PA		190	15	7%	205
renaissance health and rehabilitation center		204	1	0%	205
MALABAR/ADVENT CENTRA CARE		25	179	88%	204
DOC SMILEYS URGENT CARE LLC		153	51	25%	204
BLOUNTSTOWN REHABILITATION CENTER LLC		185	18	9%	203
CONSULATE HEALTH CARE OF WINTER HAVEN		202			202
VAMC WEST PALM LAB		5	196	98%	201
POLK COUNTY HEALTH DEPARTMENT		178	23	11%	201
HOMESTEAD VILLAGE		198	2	1%	200
MAYFLOWER ASSISTED LIVING		199	1	1%	200
COMMUNITY HEALTH CENTERS OF PINELLAS, INC.		3	197	99%	200
HEALTH FIRST - HOLMES REGIONAL MEDICAL CENTER		32	167	84%	199
Taylor Care Center		197	2	1%	199
MANOR CARE NURSING CENTER OF SARASOTA FL LLC		194	4	2%	198
PATHGROUP LABS LLC		94	104	53%	198
FULGENT GENETICS	2	160	35	18%	197
PROTEUS MOLECULAR AND CLINICAL LAB	1	144	50	26%	195
LEE HEALTH CONVENIENT CARE - PAGE FIELD		151	44	23%	195
GANDY CROSSING CARE CENTER		186	9	5%	195
HARDEE MANOR HEALTH CARE CENTER	1	192	2	1%	195
FAST TRACK URGENT CARE CENTER - CARROLLWOOD		1	194	99%	195
Stacey Health Care Centers Inc. dba Riverside Care Center		195			195
BENTON PEDIATRICS INC		177	18	9%	195
BAY VILLAGE OF SARASOTA INC		194	1	1%	195
FAIRWAY OAKS CENTER LLC	4	189	2	1%	195
LIFE CARE PONTE VEDRA INC		191	2	1%	193
WILLISTON CARE CENTER		192			192
BLOCK, NATION, CHASE, AND SMOLEN FAMILY MEDICINE		143	49	26%	192
Premier Place at The Glenview		186	6	3%	192
URGENT CARE BETHESDA	1	183	8	4%	192
GRAND COURT TAMPA		188	1	1%	189
ADVENT HEALTH CENTRA CARE - ORMOND BEACH		67	120	64%	187
SUNRISE DIAGNOSTIC LABORATORY		134	53	28%	187
PLANTATION NURSING & REHAB CENTER		186			186

# COVID-19: testing by laboratory

Data through Dec 2, 2020 verified as of Dec 3, 2020 at 09:25 AM

Data in this report are provisional and subject to change.

The numbers in the table below represent the number of Florida and non-Florida residents for whom test results were received by the Department of Health. A person can be tested by more than one laboratory and can have both positive and negative results. **Therefore, the sum of the numbers in each column will be larger than the total number of people tested.**

Reporting lab	Inconclusive	Negative	Positive	Percent positive	Total
FLORIDA CLINICAL LABORATORY-BIOREFERENCE LABORATORIES		61	124	67%	185
ANY LAB TEST NOW	1	95	88	48%	184
ST. JAMES BAY HEALTH AND REHABILITATION CENTER		183	1	1%	184
ROSEN MEDICAL CENTER		168	15	8%	183
ARCPPOINT LABS OF CORAL SPRINGS FL		168	15	8%	183
MEDEXPRESS LUTZ		1	182	99%	183
HERON POINTE HEALTH AND REHABILITATION	1	181			182
FLORIDA GULF COAST UNIVERSITY		46	135	75%	181
ORANGE COUNTY HEALTH DEPT		174	7	4%	181
Vi at Lakeside Village Skilled Nursing		181			181
ASAP LAB LLC		95	86	48%	181
ST JAMES HEALTH AND REHABILITATION CENTER		178	2	1%	180
GATEWAY/ADVENT CENTRA CARE		2	178	99%	180
TIERRA PINES CENTER		175	4	2%	179
PCB CLINIC		135	44	25%	179
Bay Breeze Senior Living and Rehabilitation Center		176	2	1%	178
ELLENTON PEDIATRICS		162	15	8%	177
PALM GARDEN OF VERO BEACH		174	2	1%	176
TGH		1	175	99%	176
JACKSONVILLE BEACH PEDIATRIC CARE CENTER		160	15	9%	175
Consulate Health Care of St. Petersburg		174			174
CENTRA CARE - AZALEA PARK		98	76	44%	174
NEO GENOMICS - FORT MYERS	1	169	4	2%	174
TIDE LABORATORIES		136	38	22%	174
PARAMOUNT URGENT CARE - CLERMONT		143	31	18%	174
TUSKAWILLA NURSING AND REHAB CENTER	2	168	3	2%	173
PARKLANDS FACILITY INC	1	172			173
LUTHERAN HAVEN		171	2	1%	173
MANDARIN PEDIATRICS		164	9	5%	173
ROLLINS COLLEGE WELLNESS CENTER		45	127	74%	172
PALMS OF SEBRING		160	12	7%	172
VILLAGE DOCTORS FAMILY MEDICAL CENTER OF		145	27	16%	172
ETHOS WELLNESS PHARMACY		161	11	6%	172
USA HEALTH UNIVERSITY HOSPITAL CLINICAL LABORATORY	1	168	2	1%	171
ADVENT HEALTH CENTRA CARE - WESLEY CHAPEL		4	167	98%	171
BAPTIST PRIMARY CARE	1	148	22	13%	171
URGENT CARE OF THE PALM BEACHES		2	168	99%	170
PALM GARDEN OF JACKSONVILLE	1	165	4	2%	170
ADVENT HEALTH CENTRA CARE - DAYTONA BEACH		89	81	48%	170
BAPTIST HEALTH PRIMARY CARE	1	133	35	21%	169
24 HOUR PEDIATRIC CARE CENTER	1	158	10	6%	169
PANAMA CITY DEVELOPMENTAL CENTER		168			168
NIGHT LITE PEDIATRICS WINTER GARDEN		142	26	15%	168
PHARMCO RX		141	27	16%	168
WILLOWBROOKE COURT AT EDGEWATER POINTE ESTATES		167			167
CONSULATE HEALTH CARE OF BAYONET POINT	3	162	1	1%	166

# COVID-19: testing by laboratory

Data through Dec 2, 2020 verified as of Dec 3, 2020 at 09:25 AM

Data in this report are provisional and subject to change.

The numbers in the table below represent the number of Florida and non-Florida residents for whom test results were received by the Department of Health. A person can be tested by more than one laboratory and can have both positive and negative results. **Therefore, the sum of the numbers in each column will be larger than the total number of people tested.**

Reporting lab	Inconclusive	Negative	Positive	Percent positive	Total
LabCorp (Non-Interfaced)	1	91	74	45%	166
GROWING TOGETHER PEDIATRICS LLC		157	8	5%	165
THE MANOR AT CARPENTERS		132	32	20%	164
ORCHARD PARK HEALTH & REHABILITATION		164			164
ADVENT HEALTH CENTRA CARE - OVIEDO		63	101	62%	164
Boynton Beach Rehabilitation Center	1	163			164
BRADENTON HEALTH CARE		163			163
HMA SANTA ROSA MEDICAL CENTER LLC DBA		134	28	17%	162
MEDFAST URGENT CARE - ROCKLEDGE		25	137	85%	162
WOMEN'S CARE FLORIDA LABORATORY		157	4	2%	161
TRI COUNTY NURSING HOME		160	1	1%	161
LABORATORY SPECIALISTS OF MICHIGAN		19	142	88%	161
UNIVERSITY OF TAMPA STUDENT HEALTH AND SHC CLINICAL LABORATORY		37	124	77%	161
W FRANK WELLS NURSING HOME		152	9	6%	161
ESCAMBIA COMMUNITY CLINICS INC		114	46	29%	160
GREENBRIAR REHABILITATION AND NURSING CENTER	1	159			160
BROOKSVILLE HEALTHCARE CENTER LLC		158	1	1%	159
SIGNATURE HEALTHCARE OF NORTH FLORIDA		157	2	1%	159
BOND AND STEELE CLINIC PA		48	110	70%	158
NADAL PEDIATRICS - VICTORIA STREET (3385)		135	23	15%	158
WUESTHOFF REF LABORATORY			158	100%	158
SUWANNEE HEALTH AND REHABILITATION CENTER		155	2	1%	157
ARCHER HEALTH VENTURES, LLC		156	1	1%	157
MANOR OAKS NURSING & REHAB CENTER		155	1	1%	156
PRUITT HEALTH		153	2	1%	155
LAKELAND REGIONAL HEALTH - PWC/OB		35	120	77%	155
TIMBERRIDGE NURSING HOME & REHAB		123	32	21%	155
PALMETTO FACILITY INC	1	152			153
SIGNATURE HEALTHCARE AT THE COURTYARD		117	36	24%	153
LYNN HAVEN SPORTS COMPLEX-WALKON CLINIC		18	134	88%	152
WILLOW BROOKE COURT AT INDIAN RIVER ESTATES		150	1	1%	151
FORT PIERCE HEALTH CARE		150			150
AZALEA TRACE		144	6	4%	150
SPECTOR SCIENTIFIC LAB	1	33	116	77%	150
KEYSTONE REHAB		150			150
MEDFAST URGENT CARE - TITUSVILLE		7	142	95%	149
PALM GARDEN OF AVENTURA		149			149
HOSPITAL FOR SPECIAL SURGERY		148	1	1%	149
HARDEE COUNTY HEALTH DEPARTMENT		117	32	21%	149
PALM GARDEN OF WEST PALM BEACH		135	13	9%	148
PRECISION HEALTH RESOURCES, LLC	1	132	15	10%	148
VETERANS AFFAIRS MEDICAL CENTER - MIAMI			148	100%	148
DIAMOND RIDGE		147	1	1%	148
DOCTORS MEMORIAL FAMILY MEDICINE	2	98	48	32%	148
Glades West Rehabilitation and Nursing Center		146			146
BAYVIEW CENTER		145	1	1%	146

# COVID-19: testing by laboratory

Data through Dec 2, 2020 verified as of Dec 3, 2020 at 09:25 AM

Data in this report are provisional and subject to change.

The numbers in the table below represent the number of Florida and non-Florida residents for whom test results were received by the Department of Health. A person can be tested by more than one laboratory and can have both positive and negative results. **Therefore, the sum of the numbers in each column will be larger than the total number of people tested.**

Reporting lab	Inconclusive	Negative	Positive	Percent positive	Total
TALLAHASSEE NHHI LLC		145	1	1%	146
Bayside Care Center	1	140	5	3%	146
MEMPHIS PATHOLOGY LABORATORY	1	138	7	5%	146
ADVENT HEALTH CENTRA CARE - ST. CLOUD		131	15	10%	146
MEDFAST URGENT CARE - MELBOURNE			145	100%	145
FAWCETT MEMORIAL HOSPITAL-LAB		39	106	73%	145
Cypress Cove Care Center		107	38	26%	145
HEALTHY STEPS PEDIATRICS		130	14	10%	144
Destin Healthcare and Rehabilitation Center		143	1	1%	144
Life Care Center of Punta Gorda	1	138	4	3%	143
MEDEXPRESS URGENT CARE HUDSON			142	100%	142
ADVENT HEALTH CENTRA CARE - UNIVERSITY		30	112	79%	142
The Inn at Sarasota Bay Club		140	1	1%	141
ENGLEWOOD HEALTHCARE AND REHABILITATION CENTER		141			141
URGENT CARE OF THE PALM BEACHES, NORTH PALM BEACH			141	100%	141
TAMARAC REHABILITATION & HEALTH CENTER		140			140
BEAR CREEK NURSING CENTER		140			140
ADVENT HEALTH CENTRA CARE - CARROLLWOOD		1	138	99%	139
Signature HealthCare Center of Waterford		134	4	3%	138
BAYFRONT HEALTH MEDICAL GROUP		106	31	23%	137
SABAL PALMS HEALTH AND REHAB		100	37	27%	137
MANOR AT BLUEWATER BAY		131	6	4%	137
MEDIPATH		4	133	97%	137
NSPIRE HEALTHCARE LAUDERHILL		134	3	2%	137
PPC-LAB EDI ORCHARD BI		129	8	6%	137
AMERICAN PATHOLOGY PARTNERS		136	1	1%	137
PALM GARDEN OF TAMPA		137			137
XYZ LABORATORY	1	124	12	9%	137
EDGEWOOD NURSING CENTER		134	2	1%	136
Heritage Healthcare at Tallahassee		135	1	1%	136
ELMHURST HOSPITAL CENTER	1	131	4	3%	136
CITRUS HEALTH AND REHAB		116	19	14%	135
IRL MARKET LAB ALACHUA		104	31	23%	135
ADVENT HEALTH CENTRA CARE - COLONIAL TOWN		88	47	35%	135
CLARIDGE HOUSE NURSING CENTER		129	6	4%	135
RULEME CENTER	1	131	2	1%	134
MICHAEL A MIDDLETON MD PA□		131	2	2%	133
PORT ST LUCIE REHABILITATION AND HEALTHCARE		98	35	26%	133
PALM BEACH COUNTY HEALTH DEPT LAB	1	130	2	2%	133
THE REHABILITATION CENTER OF LAKE CITY		127	5	4%	132
CONSULATE HEALTH CARE OF MELBOURNE		132			132
EDGEWATER AT WATERMAN VILLAGE, THE		132			132
LABORATORY OF FLORIDA		82	50	38%	132
COMMUNITY HEALTH AND REHABILITATION CENTER		127	5	4%	132
VRL EUROFINs		129	2	2%	131
PALM GARDEN OF CLEARWATER		127	4	3%	131

# COVID-19: testing by laboratory

Data through Dec 2, 2020 verified as of Dec 3, 2020 at 09:25 AM

Data in this report are provisional and subject to change.

The numbers in the table below represent the number of Florida and non-Florida residents for whom test results were received by the Department of Health. A person can be tested by more than one laboratory and can have both positive and negative results. **Therefore, the sum of the numbers in each column will be larger than the total number of people tested.**

Reporting lab	Inconclusive	Negative	Positive	Percent positive	Total
FLORIDA DEPARTMENT OF HEALTH		113	18	14%	131
INTEGRATED REGIONAL LABORATORIES		119	12	9%	131
ORLANDO HEALTH EMERGENCY DEPARTMENT		124	7	5%	131
STARKE FAMILY MEDICAL CENTER		112	18	14%	130
CAYUGA MEDICAL CENTER AT ITHACA		127	3	2%	130
PEDIATRICS OF CENTRAL FLORIDA PA	5	119	6	5%	130
ADVENT HEALTH CENTRA CARE - DELAND		28	102	78%	130
MAIN STREET MEDICAL CENTER			130	100%	130
FORT WALTON REHABILITATION CENTER		94	35	27%	129
GENE BY GENE		61	68	53%	129
PruittHealth Panama City		127	2	2%	129
LAB CORP	1	83	45	35%	129
ALLSOUTH URGENT CARE			129	100%	129
BMHSI-AEL MICROBIOLOGY LABORATORY	2	102	25	19%	129
HOMESTEAD MANOR		128	1	1%	129
DR G'S URGENT CARE		109	19	15%	128
PALM HARBOR PHARMACY		108	20	16%	128
FL HUD DESTIN, LLC D/B/A GRAND BOULEVARD HEALTH		124	4	3%	128
NORTH FLORIDA PEDIATRICS PA		115	13	10%	128
CENTRACARE		17	111	87%	128
PADDOCK RIDGE		127			127
HEATHER HILL HEALTHCARE CENTER		122	5	4%	127
ARBOR FACILITY INC		127			127
MEDFAST URGENT CARE CENTER - SARNO		2	125	98%	127
REFUAH HEALTH CENTER LABORATORY		124	3	2%	127
MEDFAST URGENT CARE CENTER - TITUSVILLE			127	100%	127
DAVID SCOTT MADWAR MD PA□		115	12	9%	127
Rehabilitation Center for Park Place LLC		124	2	2%	126
HUNT CLUB PEDIATRIC ASSOCIATES, P.A.		105	21	17%	126
CARENOW	2	84	40	32%	126
PALM BAY HOSPITAL		3	123	98%	126
PROHEALTH MEDICAL CLINIC		3	123	98%	126
BREVARD HEALTH ALLIANCE		5	120	96%	125
SILVERCREST HEALTH AND REHABILITATION CENTER	3	120	2	2%	125
EAST LAKE PEDIATRICS		87	38	30%	125
ALL SEASONS NAPLES LLC□		124			124
PHYSICIAN ASSOCIATES		109	15	12%	124
ADVENT HEALTH CENTRA CARE - LONGWOOD		22	102	82%	124
THE CLUB AND REHABILITATION CENTER		123	1	1%	124
HOPE HOSPICE AND COMMUNITY SERVICES INC	2	118	3	2%	123
AVENTURA REHAB AND NURSING CENTER		123			123
Chatsworth at PGA National, LLC		121	2	2%	123
LIFE CARE CENTER OF ALTAMONTE SPRINGS		102	20	16%	122
Consulate Health Care of North Fort Myers		122			122
Consulate Healthcare of West Palm Beach		115	7	6%	122
AMERICAN FINNISH NURSING HOME	1	120			121

# COVID-19: testing by laboratory

Data through Dec 2, 2020 verified as of Dec 3, 2020 at 09:25 AM

Data in this report are provisional and subject to change.

The numbers in the table below represent the number of Florida and non-Florida residents for whom test results were received by the Department of Health. A person can be tested by more than one laboratory and can have both positive and negative results. **Therefore, the sum of the numbers in each column will be larger than the total number of people tested.**

Reporting lab	Inconclusive	Negative	Positive	Percent positive	Total
GRAVITY DIAGNOSTICS, LLC		35	86	71%	121
PARKVIEW HEALTH		121			121
GENETWORKX		17	104	86%	121
TRI-COUNTY NURSING HOME		114	6	5%	120
MILLENNIUM LAB SERVICES			120	100%	120
ADVANCED MEDICAL CENTER		86	33	28%	119
GOOD SAMARITAN SOCIETY-DAYTONA		117	1	1%	118
PruittHealth Santa Rosa		115	3	3%	118
DXTERITY DIAGNOSTICS	1	114	3	3%	118
BAYSIDE HEALTH AND REHABILITATION CENTER		118			118
MATHISON RETIREMENT COMMUNITY		114	4	3%	118
FHMG-FLORIDA HOSPITAL MEDICAL GROUP		99	19	16%	118
GOLDEN GATE FAMILY CLINIC		33	84	72%	117
COCOA BEACH/ADVENT CENTRA		6	110	95%	116
SEA BREEZE REHAB AND NURSING CENTER□		114	2	2%	116
PALM GARDEN OF WINTER HAVEN		101	14	12%	115
UNITED CLINICAL LABORATORIES		106	9	8%	115
TARPON POINT NURSING AND REHABILITATION CENTER		115			115
MATHISON RETIREMENT COMMUNITY, INC		113	1	1%	114
MIDWAY SPECIATLY CARE CENTER		52	62	54%	114
NEIGHBORHOOD MEDICAL CENTER		109	5	4%	114
ALLIED HEALTH FORT PIERCE		112			112
COASTAL HEALTH AND REHAB		110	2	2%	112
TERRACES OF LAKE WORTH CARE CENTER□		112			112
MEDFAST URGENT CARE CENTER - COCOA BEACH			111	100%	111
CENTRA CARE - HUNTER'S CREEK		52	58	53%	110
REGENCY CARE OF BLOUNTSTOWN LLC		104	5	5%	109
LONGWOOD HEALTH AND REHABILITATION CENTER		103	6	6%	109
SERANADES BY SONATA WEST ORANGE		100	9	8%	109
BAYFRONT HEALTH ER PINELLAS PARK	1	71	37	34%	109
CAPE CANAVERAL HOSPITAL			109	100%	109
HILLSBOROUGH COUNTY DEVELOPMENTAL CTR□	1	108			109
SILVER CREEK SENIOR LIVING COMMUNITY		109			109
J AND G MEDICAL GROUP LLC		92	16	15%	108
AMERICAN RESEARCH LABS		4	104	96%	108
NORTH FL SOUTH GA HCS-MALCOM RANDALL VAMC			108	100%	108
Sunset Point Center		107	1	1%	108
ADVENT HEALTH CENTRA CARE - AZALEA PARK		91	16	15%	107
TUSCAN GARDENS OF VENETIA MANAGEMENT COMPANY		106	1	1%	107
PARRISH MEDICAL CENTER		24	83	78%	107
SUWANNEE VALLEY NURSING CENTER		106	1	1%	107
UCC - WELLINGTON			107	100%	107
PROVIDENCE HOSPITAL LABORATORY		101	5	5%	106
GRAND OAKS HEALTH & REHABILITATION		106			106
EVANS HEALTH CARE		104	2	2%	106
GLADES HEALTH CARE CENTER		104	1	1%	105



# COVID-19: testing by laboratory

Data through Dec 2, 2020 verified as of Dec 3, 2020 at 09:25 AM

Data in this report are provisional and subject to change.

The numbers in the table below represent the number of Florida and non-Florida residents for whom test results were received by the Department of Health. A person can be tested by more than one laboratory and can have both positive and negative results. **Therefore, the sum of the numbers in each column will be larger than the total number of people tested.**

Reporting lab	Inconclusive	Negative	Positive	Percent positive	Total
TREE HOUSE PEDIATRICS PLLC		99	6	6%	105
MEDFAST URGENT CARE - EDGEWATER		2	103	98%	105
LabCorp L#09258090 M#09258105		71	34	32%	105
MOBILE INFIRMARY MED CENTER PATH LAB		94	11	10%	105
ADVENT HEALTH CENTRA CARE - BRANDON		29	75	72%	104
MINUTECLINIC DIAGNOSTIC OF RHODE ISLAND, LLC #729		100	4	4%	104
BAY VIEW HEALTHCARE		85	19	18%	104
COQUINA CENTER		103	1	1%	104
ARTHREX MEDICAL CENTER		38	66	63%	104
ADVENT HEALTH CENTRA CARE - SANFORD		28	75	73%	103
PERSONALIZED GENETIC TESTING		19	84	82%	103
HEART OF FLORIDA REGIONAL MED CTR		32	71	69%	103
MEDFAST URGENT CARE CENTER - COCOA			102	100%	102
GRAVITY DIAGNOSTICS		42	60	59%	102
UNIVERSITY MEDICAL CENTER SUITES		90	12	12%	102
NORTHEAST FLORIDA NEUROLOGY CLINICS, INC		89	12	12%	101
LITTLE PINE PEDIATRICS		80	21	21%	101
ADVENTHEALTH EXPRESS CARE		36	65	64%	101
Whispering Oaks	5	92	4	4%	101
CLINICAL PATHOLOGY LABS		1	100	99%	101
POINT WASHINGTON MEDICAL CLINIC		1	99	99%	100
CHARTER SENIOR LIVING OF PANAMA CITY BEACH		93	7	7%	100
Consulate Health Care of Port Charlotte		98	2	2%	100
FLORIDA KEYS PEDIATRICS & ADOLESCENT CENTER		96	3	3%	99
ADVENT HEALTH CENTRA CARE - WINTER HAVEN		30	69	70%	99
ARCADIA HEALTH AND REHABILITATION CENTER		99			99
DOCTOR'S IN HOUSE LABORATORY		12	87	88%	99
KETAMINE HEALTH CENTERS LLC		91	8	8%	99
SUNFLOWER SPRINGS ASSISTED LIVING		96	3	3%	99
WOODBIDGE FACILITY INC		98	1	1%	99
CARENOW URGENT CARE - FORT PIERCE		86	13	13%	99
SHOAL CREEK REHABILITATION CENTER		71	27	28%	98
CENTRAL FLORIDA HEALTH CARE		46	52	53%	98
ADVENT HEALTH CENTRA CARE		1	97	99%	98
ST CLOUD REGIONAL MEDICAL CENTER CLINICAL LAB		72	26	27%	98
PROJECT HEALTH, INC SUMTERVILLE		88	9	9%	97
SABAL DIRECT PRIMARY CARE, PA		85	12	12%	97
HEALTH CENTERS AT BRENTWOOD		96	1	1%	97
BOND URGENT CARE LLC		69	28	29%	97
FLORIDA COMMUNITY HEALTH CENTERS INC			97	100%	97
WIMAUMA COMMUNITY HEALTH CENTER		77	20	21%	97
BAYSHORE MEMORY CARE		96			96
ASTON GARDENS AT PELICAN MARSH		95	1	1%	96
OAKBROOK HEALTH AND REHABILITATION CENTER	1	95			96
PEDIATRIC ASSOCIATES ORLANDO		82	14	15%	96
GLOBAL CENTRAL LABS AT PPD	2	87	6	6%	95

# COVID-19: testing by laboratory

Data through Dec 2, 2020 verified as of Dec 3, 2020 at 09:25 AM

Data in this report are provisional and subject to change.

The numbers in the table below represent the number of Florida and non-Florida residents for whom test results were received by the Department of Health. A person can be tested by more than one laboratory and can have both positive and negative results. **Therefore, the sum of the numbers in each column will be larger than the total number of people tested.**

Reporting lab	Inconclusive	Negative	Positive	Percent positive	Total
Timberridge Center for Rehabilitation and Healing		73	22	23%	95
Parkview Rehabilitation Center at Winter Park		92	3	3%	95
THE TERRACE OF KISSIMMEE		80	15	16%	95
MEADOWCREST FAMILY PHYSICIANS		69	26	27%	95
VISTA MANOR		92	3	3%	95
GOLD CHOICE SENIOR COMMUNITIES		73	22	23%	95
OCALA FAMILY MEDICAL CENTER INC		84	11	12%	95
Gulf Coast Healthcare (Longwood Health and Rehab		95			95
PHYSICIANS REGIONAL CLINIC		82	12	13%	94
DEPARTMENT OF HEALTH & HUMAN SERVICES		94			94
ST CATHERINE'S WEST REHABILITATION HOSPITAL		93	1	1%	94
Chatham Glen Healthcare and Rehabilitation Center		94			94
DIAGNOSTIC SOLUTIONS		3	91	97%	94
PRIMECARE OF DOTHAN		62	31	33%	93
ISLAND HEALTH AND REHABILITATION CENTER		93			93
SEMINOLE NURSING PAVILION		86	7	8%	93
ABBOTT LABORATORIES		61	32	34%	93
NCRNC INC		90	2	2%	92
MEDFAST URGENT CARE CENTER - WICKHAM			92	100%	92
CARRINGTON PLACE OF ST PETE LLC		90	1	1%	91
FLORIDA HEALTH CARE PLANS			91	100%	91
DEVANSH LAB WERKS INC		77	14	15%	91
UNIVERSITY OF MIAMI		1	90	99%	91
FAIR HAVENS CENTER, OPCO		89	2	2%	91
CYPRESS VILLAGE		89	2	2%	91
AYERS HEALTH & REHABILITATION CENTER		90			90
ADVENT HEALTH CENTRA CARE - TEMPLE TERRACE		38	52	58%	90
FELLOWSHIP HOME AT THE FAIRWAY LLC		89			89
PREMIER URGENT CARE OF BREVARD		2	87	98%	89
LONGWOOD FAMILY PRACTICE		75	14	16%	89
JEFFERY WEINZWEIG		2	87	98%	89
PACIFIC ANALYTICS			88	100%	88
KISSIMMEE FACILITY OPERATIONS LLC		85	3	3%	88
GOVERNOR'S CREEK HEALTH & REHABILITATION		87	1	1%	88
ADVENT HEALTH CENTRA CARE - WATERMAN		78	10	11%	88
AVERO DIAGNOSTICS		64	24	27%	88
NORTH FLORIDA PEDIATRICS - MARIANNA		63	25	28%	88
SAINTS 120 LLC	1	87			88
MONTEFIORE MEDICAL CENTER LABORATORIES - MOSES		81	7	8%	88
TIFFANY HALL NURSING AND REHAB CENTER		87			87
TRADITION MEDICAL CENTER LABORATORY		48	39	45%	87
BRANDON HEALTH AND REHABILITATION CENTER	1	85	1	1%	87
WHITE PLAINS HOSPITAL CENTER LAB		86			86
SARNO EXTENDED HOURS		44	42	49%	86
SOUTH BALDWIN REGIONAL MEDICAL CENTER		83	3	3%	86
SMILEY MEDICAL GROUP		59	27	31%	86

# COVID-19: testing by laboratory

Data through Dec 2, 2020 verified as of Dec 3, 2020 at 09:25 AM

Data in this report are provisional and subject to change.

The numbers in the table below represent the number of Florida and non-Florida residents for whom test results were received by the Department of Health. A person can be tested by more than one laboratory and can have both positive and negative results. **Therefore, the sum of the numbers in each column will be larger than the total number of people tested.**

Reporting lab	Inconclusive	Negative	Positive	Percent positive	Total
COMMUNITY HEALTH CENTERS OF PINELLAS INC		1	84	99%	85
FINLAY CLINICAL LABORATORY		26	59	69%	85
NEW YORK CITY DEPARTMENT OF HEALTH & MENTAL		80	5	6%	85
REHABILITATION CENTER OF LAKE CITY, TH		83	2	2%	85
HOLY CROSS HOSPITAL		12	73	86%	85
WESTCHESTER MEDICAL CENTER		84	1	1%	85
ABBIEJEAN RUSSELL CARE CENTER□		85			85
W. FRANK WELLS NURSING HOME		84	1	1%	85
NAVY HOSPITAL			85	100%	85
FAST TRACK URGENT CARE CENTER - RIVERVIEW			84	100%	84
TRENTON MEDICAL CENTER INC DBA PALMS MEDICAL GROUP	2	69	13	15%	84
PINES OF SARASOTA GARDEN		84			84
AFC URGENT CARE TYRONE		2	82	98%	84
FIRST CHOICE PEDIATRICS		75	9	11%	84
SOLARIS HEALTHCARE DAYTONA		84			84
BLUE MED CONSULTANTS		79	5	6%	84
AVECINA MOBILE		75	8	10%	83
AFC URGENT CARE SEMINOLE			83	100%	83
TUSCAN GARDENS OF PALM COAST		82	1	1%	83
SEMINOLE COUNTY HEALTH DEPARTMENT		66	17	20%	83
KALEIDA HEALTH CENTER FOR LABORATORY		78	5	6%	83
LAB		29	53	65%	82
BAYA POINTE NURSING AND REHABILITATION		1	81	99%	82
OCEAN REEF MEDICAL CENTER		74	8	10%	82
PIONEER CLINICAL LAB, LLC		70	12	15%	82
FAST TRACK URGENT CARE CENTER - WESTCHASE			82	100%	82
ST. CLOUD REGIONAL MEDICAL CENTER		77	5	6%	82
HURLBURT FIELD CLINIC		39	43	52%	82
THE PAVILION FOR HEALTH CARE		72	10	12%	82
LIFE CARE CENTER OF WINTER HAVEN		69	12	15%	81
OAKS OF KISSIMMEE HEALTH AND REHABILITATION CENTER		81			81
ADVENT HEALTH CENTRA CARE - SOUTH ORANGE		68	13	16%	81
SURREY PLACE CARE CENTER		76	5	6%	81
MANOR CARE OF NAPLES FL LLC		80			80
PROVISTA DIAGNOSTICS, INC		79	1	1%	80
SOLARIS HEALTHCARE OSCEOLA		77	2	3%	79
EXOSOME DIAGNOSTICS		75	4	5%	79
YOUR FAMILY WALK-IN CLINIC			79	100%	79
ADVENTHEALTH MEDICAL GROUP PROMPT CARE		63	16	20%	79
HERON CLUB AT PRESTANCIA		77	2	3%	79
EDGEWATER AT WATERMAN VILLAGE		78			78
NITE LITE PEDIATRICS - JACKSONVILLE		76	2	3%	78
VETERANS AFFAIRS MEDICAL CENTER - PALO ALTO		28	50	64%	78
WEDGEWOOD HEALTHCARE CENTER		75	3	4%	78
AMBULATORY SURGERY CENTER OF BOCA RATON LTD		78			78
EAST LAKE PEDIATRICS PA		73	5	6%	78

# COVID-19: testing by laboratory

Data through Dec 2, 2020 verified as of Dec 3, 2020 at 09:25 AM

Data in this report are provisional and subject to change.

The numbers in the table below represent the number of Florida and non-Florida residents for whom test results were received by the Department of Health. A person can be tested by more than one laboratory and can have both positive and negative results. **Therefore, the sum of the numbers in each column will be larger than the total number of people tested.**

Reporting lab	Inconclusive	Negative	Positive	Percent positive	Total
MV MEDICAL PRACTICE DBA PRIMARY URGENT CARE		75	2	3%	77
TRUE NORTH HEALTH NAVIGATION LLC DBA DISPATCHHEALTH	1	60	16	21%	77
CAREMOUNT MEDICAL - PATHOLOGY		75	2	3%	77
DIGNITY HEALING, LLC		76	1	1%	77
CBS LABS OF TAMPA LLC		3	74	96%	77
Solaris Healthcare Coconut Creek		76	1	1%	77
ORANGE CITY NURSING AND REHAB		75	2	3%	77
EPN URGENT CARE			76	100%	76
BUFFALO CROSSING HEALTHCARE & REHABILITATION CTR		76			76
REGENTS PARK AT AVENTURA		75	1	1%	76
UNIVERSITY HEALTH SYSTEM INC		69	7	9%	76
GESSLER CLINIC PA		65	11	14%	76
DYNAMIC MEDICAL USA			76	100%	76
ADVENT HEALTH CENTRA CARE - CITRUS PARK		8	68	89%	76
PEDIATRICS OF GREATER ORLANDO		67	8	11%	75
READY RESPONDERS FLORIDA, PLLC		66	9	12%	75
NSPIRE HEALTHCARE TAMARAC		74	1	1%	75
ST MARK ASSISTED LIVING CENTER	1	63	11	15%	75
TRINITY REGIONAL REHAB CENTER		75			75
LAKESIDE NEUROLOGIC		70	4	5%	74
NOAH CLINICAL LABORATORY		63	11	15%	74
SOLARIS HEALTHCARE IMPERIAL		72	2	3%	74
FAST TRACK URGENT CARE CENTER - SOUTH TAMPA			74	100%	74
RIVERS FAMILY MEDICINE PA		67	7	9%	74
VIERA HOSPITAL			74	100%	74
WINDSOR REFLECTIONS		74			74
BOSTON RED SOX CLUB LP		74			74
THE PALACE NURSING AND REHABILITATION CENTER		73			73
CONSULATE HEALTH CARE - LAKE MARY		72	1	1%	73
ADVENT HEALTH - PALM HARBOR ER		58	15	21%	73
SCOTT LAKE HEALTH AND REHABILITATION CENTER		71	2	3%	73
GENEIQ		67	5	7%	72
HEALTH CARE DISTRICT OF PALM BEACH COUNTY MAIN OFFICE	1	9	62	86%	72
EVENT MED SERVICES LABORATORY		72			72
AMMON LABS		61	10	14%	71
Madison Health and Rehabilitation Center		41	30	42%	71
CONSULATE HEALTH CARE OF SARASOTA		71			71
DOCTORS MEMORIAL HOSPITAL		29	42	59%	71
FHMG FLORIDA HOSPITAL MEDICAL GROUP		58	13	18%	71
ADVANCED LAB		67	4	6%	71
RDV SPORTSPLEX PEDIATRICS		57	14	20%	71
SOLARIS HEALTHCARE LAKE CITY		41	30	42%	71
Highlands Regional Hospital		63	7	10%	70
JOHN KNOX VILLAGE OF FLORIDA ALF	1	69			70
DIAGNOSTIC LABORATORY OF OKLAHOMA		57	13	19%	70
MAGNOLIA DIAGNOSTIC		1	69	99%	70

# COVID-19: testing by laboratory

Data through Dec 2, 2020 verified as of Dec 3, 2020 at 09:25 AM

Data in this report are provisional and subject to change.

The numbers in the table below represent the number of Florida and non-Florida residents for whom test results were received by the Department of Health. A person can be tested by more than one laboratory and can have both positive and negative results. **Therefore, the sum of the numbers in each column will be larger than the total number of people tested.**

Reporting lab	Inconclusive	Negative	Positive	Percent positive	Total
SUNCOAST COMMUNITY HEALTH CENTERS PEDIATRICS		21	49	70%	70
HIGHLANDS MEDICAL CENTER		68	2	3%	70
MEYER PEDIATRICS		59	11	16%	70
QPS, LLC		69	1	1%	70
ADVENT HEALTH - ORLANDO		59	10	14%	69
CATHOLIC HEALTH SYSTEM DEPT LABORATORY		68	1	1%	69
DELTONA HEALTH CARE		55	14	20%	69
BROWARD HEALTH MEDICAL CENTER		3	66	96%	69
THE COURTYARD ASSISTED LIVING		67	2	3%	69
SOUTH BALDWIN MEDICAL CENTER GULF SHORES		57	12	17%	69
FIRST CHOICE PEDIATRICS SEMORAN		65	4	6%	69
SIMED LABORATORY		57	12	17%	69
ADVENT HEALTH CENTRA CARE - ORANGE CITY		4	65	94%	69
HERITAGE HEALTHCARE AND REHABILITATION CENTER		69			69
KEYS MEDICAL GROUP			68	100%	68
SARAPATH DIAGNOSTICS			68	100%	68
NOMIHEALTH LAB SERVICES		4	64	94%	68
MEDFAST URGENT CARE CENTERS LLC		12	56	82%	68
MD 365 MEDICAL CARE		67	1	1%	68
LOOP PEDIATRICS PA		61	6	9%	67
AEL- MEMPHIS		17	50	75%	67
GRANDE, THE		65	2	3%	67
HAVEN OF OUR LADY OF PEACE INC		67			67
TREASURE COAST MEDICAL ASSOCIATES		1	65	98%	66
MEDEX MEDICAL EXPRESS OF PALATKA			66	100%	66
ManorCare Health Services-Palm Harbor		66			66
VILLAGE DOCTORS OF KEYSTONE		55	11	17%	66
HIALEAH SHORES NURSING AND REHAB CENTER		64	2	3%	66
FLAGLER COUNTY HEALTH DEPARTMENT		60	6	9%	66
AMELIA MEDICAL CARE		2	63	97%	65
FINLAY CLINICAL LABORATORY INC		28	37	57%	65
THE WELLNESS CENTER AT LAKEWOOD RANCH			65	100%	65
DAYSRING SENIOR LIVING		64	1	2%	65
ANCIENT CITY PEDIATRICS		64	1	2%	65
VILLAS OF HOLLY BROOK - BRADENTON 14TH		65			65
LIFE BRITE		64	1	2%	65
Oakhurst Center		64			64
WELLOW URGENT CARE PC		64			64
SOUTH GEORGIA MEDICAL CENTER		48	16	25%	64
ADVENT HEALTH CENTRA CARE - WINTER GARDEN		12	52	81%	64
SIGNATURE HEALTHCARE OF PORT CHARLOTTE		64			64
BROWARD HEALTH CORAL SPRINGS EPIDEMIOLOGY DEPT			64	100%	64
ERIE COUNTY MEDICAL CTR CLINICAL LABS		63	1	2%	64
PROMEDICA LABORATORIES		19	45	70%	64
HAVEN OF OUR LADY OF PEACE		64			64
APC PEDIATRICS AT RYE ROAD MEDICAL PARK		63			63

# COVID-19: testing by laboratory

Data through Dec 2, 2020 verified as of Dec 3, 2020 at 09:25 AM

Data in this report are provisional and subject to change.

The numbers in the table below represent the number of Florida and non-Florida residents for whom test results were received by the Department of Health. A person can be tested by more than one laboratory and can have both positive and negative results. **Therefore, the sum of the numbers in each column will be larger than the total number of people tested.**

Reporting lab	Inconclusive	Negative	Positive	Percent positive	Total
JACKSONVILLE NURSING AND REHAB CENTER		63			63
PLANTATION GENERAL HOSPITAL CLINICAL LAB		26	37	59%	63
VITAS HEALTHCARE CORP OF CENTRAL FL		62	1	2%	63
STONY BROOK UNIVERSITY MEDICAL CENTER		57	6	10%	63
EISENHOWER ARMY MEDICAL CENTER		59	4	6%	63
HEALTH FIRST - PALM BAY HOSPITAL		2	61	97%	63
WADSWORTH HEALTH CENTER		60	3	5%	63
AFC URGENT CARE FAMILY CARE			63	100%	63
OUT OF STATE		40	23	37%	63
WATERMARK LAKE POINTE WOODS LLC		63			63
FLORIDA HEALTH CARE PLAN INC		2	61	97%	63
RIDGEWOOD DIAGNOSTIC LABORATORY		60	2	3%	62
LABFIRST - DEPARTMENT OF PATHOLOGY		61	1	2%	62
LASER & SURGERY CENTER OF THE PALM BEACHES□		62			62
CLYDE E LASSEN STATE VETERANS NURSING HOME		56	6	10%	62
JOSEPH L MORSE GERIATRIC CENTER	2	59	1	2%	62
TRINITY SPRINGS		58	4	6%	62
SEASIDE HEALTH AND REHABILITATION CENTER		7	55	89%	62
CITRUS MEMORIAL HEALTH SYSTEM LAB		2	59	97%	61
FLOMEDILAB		19	42	69%	61
BOCA GRANDE HEALTH CLINIC		58	3	5%	61
HEARTLAND PEDIATRICS OF LAKE WALES		56	5	8%	61
JACKSONVILLE KIDS PEDIATRICS, PLLC		53	8	13%	61
ASSOCIATED CLINICAL LABORATORIES		57	4	7%	61
CL BRUMBACK PRIMARY CARE CLINICS		16	45	74%	61
NEMOURS CHILDREN'S PRIMARY CARE		51	10	16%	61
PINELLAS CARE CENTER		43	18	30%	61
EMERALD COAST HOSPICE		60	1	2%	61
FAST TRACK URGENT CARE CENTER - BRANDON			60	100%	60
FIRST CHOICE PRIMARY CARE		44	16	27%	60
EXACT SCIENCES LABORATORIES, LLC		15	45	75%	60
LAB PLUS, LLC AT SAINT THOMAS WEST HOSPITAL		46	14	23%	60
LAKE VIEW CARE CENTER AT DELRAY		59	1	2%	60
Bayside Health and Rehabilitation		59	1	2%	60
NATIONS BEST FAMILY HEALTH CARE		25	35	58%	60
MIDWAY PRIMARY CARE, LLC		60			60
BAY TREE CARE AND REHABILITATION CENTER		60			60
VRL EUROFINs - DALLAS		56	3	5%	59
MARION E FETHER MEDICAL CENTER, THE		59			59
ADVENT HEALTH CENTRA CARE - KISSIMMEE		25	34	58%	59
PLAZA OF HALLANDALE BEACH		59			59
SOLARIS HEALTHCARE LAKE BENNET		52	7	12%	59
CENTRAL BALDWIN IMMEDIATE CARE & FAMILY PRACTICE		45	13	22%	58
MOLECULAR TESTING LABS		25	33	57%	58
INTERNAL LAB		50	8	14%	58
STONY BROOK SOUTHAMPTON		57	1	2%	58

# COVID-19: testing by laboratory

Data through Dec 2, 2020 verified as of Dec 3, 2020 at 09:25 AM

Data in this report are provisional and subject to change.

The numbers in the table below represent the number of Florida and non-Florida residents for whom test results were received by the Department of Health. A person can be tested by more than one laboratory and can have both positive and negative results. **Therefore, the sum of the numbers in each column will be larger than the total number of people tested.**

Reporting lab	Inconclusive	Negative	Positive	Percent positive	Total
THE CANOPY AT BERRYHILL		58			58
HUNTSVILLE HOSPITAL LABORATORY		43	15	26%	58
CONEY ISLAND HOSPITAL		56	1	2%	57
MINUTECLINIC DIAGNOSTIC OF SOUTH CAROLINA, LLC		51	6	11%	57
ADVENT HEALTH CENTRA CARE - POINCIANA		19	38	67%	57
AMERICAN FAMILY MEDICAL		48	9	16%	57
EAST ALABAMA MEDICAL CENTER LABORATORY		49	8	14%	57
QUEENS HOSPITAL CENTER		56	1	2%	57
MILLENIUM PHYSICIANS GROUP		1	56	98%	57
AMERICA'S PHARMACY LLC		51	6	11%	57
ST VINCENT'S BIRMINGHAM		55	2	4%	57
Advent health care center Celebration		55	2	4%	57
DE LUNA HEALTH AND REHABILITATION CENTER		57			57
ATRIUM AT LIBERTY PARK □		55	1	2%	56
MILLER BIOCONNECT		43	13	23%	56
ISLAND COAST PEDIATRICS		55	1	2%	56
QUICK CARE MED PL CR		52	3	5%	55
BAY VUE NURSING AND REHABILITATION CENTER		54	1	2%	55
CENTERSTONE OF FLORIDA □		52	3	5%	55
SPRINGS AT LAKE POINTE WOODS		55			55
24/7 PEDIATRIC CARE CENTERS INC		52	3	5%	55
NORTH PORT REHABILITATION AND NURSING CENTER □		54	1	2%	55
MIAMI BEACH COMMUNITY HEALTH CENTER			55	100%	55
KORGENE LAB		18	37	67%	55
ASCENSION MEDICAL GROUP		1	54	98%	55
SONATA HUNTERS CREEK		47	8	15%	55
CLERMONT HEALTH AND REHAB		40	14	26%	54
F&T MEDICAL RESEARCH, INC		54			54
ROSECASTLE OF ZEPHRILLS		52	2	4%	54
SARASOTA CO. HEALTH DEPT # 58		40	14	26%	54
TIFFANY HALL NURSING AND REHAB		44	10	19%	54
UNITED LABORATORY SERVICES CORPORATION		38	16	30%	54
MEDICAL CENTER CLINIC-IMMEDIATE CARE		48	5	9%	53
PHYSICIANS PRIMARY CARE LAB		38	15	28%	53
USF HEALTH MORSANI CENTER		5	48	91%	53
PHYSICIAN PARTNERS PERRY		34	19	36%	53
CENTRA CARE - CONWAY		20	33	62%	53
BENTON HOUSE AT OAKLEAF		51	2	4%	53
ADVANCED AMBULATORY SURGERY CENTER		50	3	6%	53
PARKSIDE INN		52			52
ASCENSION SACRED HEART BAY LABORATORY		49	3	6%	52
LUIS A GHIGLINO MD PA		52			52
FAST TRACK URGENT CARE CENTER - WESLEY CHAPEL			52	100%	52
NO FLORIDA PEDIATRICS, PA		50	2	4%	52
DBI HEALTH INC		50	2	4%	52
ADVENT HEALTH		49	3	6%	52

# COVID-19: testing by laboratory

Data through Dec 2, 2020 verified as of Dec 3, 2020 at 09:25 AM

Data in this report are provisional and subject to change.

The numbers in the table below represent the number of Florida and non-Florida residents for whom test results were received by the Department of Health. A person can be tested by more than one laboratory and can have both positive and negative results. **Therefore, the sum of the numbers in each column will be larger than the total number of people tested.**

Reporting lab	Inconclusive	Negative	Positive	Percent positive	Total
MD LABS		30	22	42%	52
GENPATH			51	100%	51
AFC URGENT CARE CLEARWATER		20	31	61%	51
NXGEN MDX		19	32	63%	51
EAGLES WATCH CLUSTER		42	9	18%	51
CHILDRENS MEDICAL ASSOCIATION		43	8	16%	51
SPRING HILL HEALTH AND REHABILITATION CENTER		39	12	24%	51
EMBRY RIDDLE AERONAUTICAL UNIVERSITY HEALTH SERVICES			51	100%	51
WIREGRASS DIRECT PRIMARY CARE PLLC		45	6	12%	51
BIODESIX, INC.		41	10	20%	51
MORSELIFE MEMORY CARE RESIDENCE		50	1	2%	51
WASHINGTON REHABILITATION AND NURSING CENTER		51			51
Courtyards of Orlando Care Center		50			50
DAIRY ROAD URGENT CARE		23	27	54%	50
MOBILE PHYSICIAN SERVICES INC		50			50
MED EXPRESS		1	49	98%	50
GATEWAY CARE CENTER		50			50
PALMS MEDICAL GROUP HIGH SPRINGS		44	6	12%	50
DOUGLAS T JACOBSON STATE VETERANS HOME		50			50
Solaris HealthCare Windermere		48	2	4%	50
KAPG FLEMING ISLAND SENIOR HOUSING OPCO LLC	1	49			50
SUNCOAST OPTIMAL WELLNESS		5	45	90%	50
VILLA MARIA WEST SKILLED NURSING FACILITY		44	6	12%	50
POINTE, THE		48	2	4%	50
CSL PLASMA		18	31	63%	49
GV NAPLES OPCO, LLC		49			49
USF		1	48	98%	49
MIAMI SHORES NURSING & REHAB		49			49
GULFVIEW MEDICAL INSTITUTE		49			49
SOLARIS SENIOR LIVING NORTH NAPLES		48	1	2%	49
ROSECASTLE OF CITRUS		49			49
VILLAGE PLACE NH LLC		34	15	31%	49
BIOIQ			48	100%	48
AFC PHYSICIANS OF FLORIDA		37	11	23%	48
PHYSICIANS PRIMARY CARE OF SOUTHWEST FLORIDA		39	9	19%	48
NITE LITE PEDIATRICS - PORT ST. LUCIE		42	6	13%	48
AMELIA EXPRESS CARE LLC		34	14	29%	48
MEDEXPRESS URGENT CARE - GOLDEN GATE		3	45	94%	48
MIAMI JEWISH HEALTH SYSTEMS, INC		43	5	10%	48
BAY CENTER HURRICANE SHELTER		48			48
MINUTECLINIC LLC #3705		44	4	8%	48
ADVENT HEALTH CENTRA CARE - EAST ORLANDO		21	26	55%	47
INTERLAB		1	46	98%	47
ALLEGRO		47			47
SNH BRFL TENANT LLC		47			47
PEDIATRICS IN BREVARD PA		40	7	15%	47



# COVID-19: testing by laboratory

Data through Dec 2, 2020 verified as of Dec 3, 2020 at 09:25 AM

Data in this report are provisional and subject to change.

The numbers in the table below represent the number of Florida and non-Florida residents for whom test results were received by the Department of Health. A person can be tested by more than one laboratory and can have both positive and negative results. **Therefore, the sum of the numbers in each column will be larger than the total number of people tested.**

Reporting lab	Inconclusive	Negative	Positive	Percent positive	Total
EXPRESS URGENT CARE LLC		1	46	98%	47
WILSON MEMORIAL REGIONAL MEDICAL CENTER		46	1	2%	47
CLEVELAND CLINIC FOUNDATION		11	36	77%	47
ALLIANCE PEDIATRICS		24	23	49%	47
PREMIER PLACE HEALTHCARE AT THE GLENVIEW		46			46
WHITE WILSON MEDICAL IMMEDIATE CARE NICEVILLE			46	100%	46
AVON PARK PEDIATRICS INC		43	3	7%	46
H LEE MOFFITT CANCER CENTER MICRO		46			46
VETERANS AFFAIRS MEDICAL CENTER - GULF COAST		27	19	41%	46
EAST MANATEE FAMILY	1	1	44	96%	46
MD 365 MEDICAL CARE PLLC		46			46
HUNTINGTON HOSPITAL LABORATORY		45	1	2%	46
HOBDARI FAMILY HEALTH LLC		32	14	30%	46
ADVENT HEALTH - PALM COAST			46	100%	46
SOFT CELL LABORATORIES		44	2	4%	46
TRINITY AL SENIOR HOUSING LLC		44	2	4%	46
ST. CLOUD MEDICAL GROUP		46			46
NORTH FLORIDA PEDIATRICS PA - DUVAL		44	1	2%	45
ADVENTHEALTH MEDICAL GROUP FAMILY MEDICINE AT		38	7	16%	45
UNIVERSITY OF CENTRAL FLORIDA HEALTH SERVICES		45			45
GENEDX		34	11	24%	45
PRIMARY CARE SOUTH INC			45	100%	45
CHILDREN'S HOSPITAL OF ALABAMA		44	1	2%	45
SOUTHPORT SQUARE HARBOUR HEALTH		45			45
ST FRANCIS HOSPITAL		39	6	13%	45
NORTH SHORE UNIVERSITY HOSPITAL LABORATORY		42	3	7%	45
URGENT CARE TCMA			45	100%	45
ALLIANCE OF PHYSICIANS AGAINST COVID-19			44	100%	44
SUNY UPSTATE MEDICAL UNIVERSITY		40	4	9%	44
Concordia Village of Tampa AL		44			44
Sandy Ridge Center for Rehabilitation and Healing		42	2	5%	44
SUN COUNTRY PEDIATRICS PLLC	1	40	3	7%	44
BROAD INSTITUTE CLINICAL SEQUENCING RESEARCH PLATFORM	1	39	4	9%	44
INDIGO MANOR		15	29	66%	44
ARBOR GLEN AT ARBOR TRACE		44			44
Heartland Healthcare of Ft. Myers		44			44
VISITING PHYSICIANS ASSOCIATION		40	4	9%	44
MOOSEHAVEN LIFE CARE CENTER		44			44
PEDIATRICS OF CENTRAL FLORIDA - SAINT CLOUD	2	40	2	5%	44
UNIVERSITY OF NORTH FLORIDA STUDENT HEALTH		41	3	7%	44
AFC URGENT CARE		13	31	70%	44
ADVENT HEALTH - LAKE NONA		38	5	12%	43
GULF COAST MEDICAL CENTER		41	2	5%	43
IQBAL A FARUQUI MD		36	7	16%	43
HALIFAX MEDICAL CENTER-PORT ORANGE LAB		37	6	14%	43
LABCORP RTP		23	20	47%	43

# COVID-19: testing by laboratory

Data through Dec 2, 2020 verified as of Dec 3, 2020 at 09:25 AM

Data in this report are provisional and subject to change.

The numbers in the table below represent the number of Florida and non-Florida residents for whom test results were received by the Department of Health. A person can be tested by more than one laboratory and can have both positive and negative results. **Therefore, the sum of the numbers in each column will be larger than the total number of people tested.**

Reporting lab	Inconclusive	Negative	Positive	Percent positive	Total
MEMORY CARE OF NAPLES		43			43
EXCEL PEDIATRICS		27	16	37%	43
ADVENT HEALTH - LAKE MARY		35	8	19%	43
LENOX HILL HOSPITAL		39	4	9%	43
HEALTH FIRST - CAPE CANAVERAL HOSPITAL		1	42	98%	43
FHMG LAKE MARY PEDS		39	4	9%	43
BRANCH MEDICAL CLINIC			43	100%	43
NATURE COAST MEDICAL GROUP		37	5	12%	42
J FRANK AVEY MD		32	10	24%	42
QUOTIENT SCIENCES			42	100%	42
EAST NEW YORK DIAGNOSTIC AND TREATMENT		39	3	7%	42
PINES OF SARASOTA		42			42
TROY REGIONAL MEDICAL CENTER		34	8	19%	42
ARCPPOINTS LABS		37	5	12%	42
MACTOWN, INC		42			42
PHYSICIANS REGIONAL MEDICAL CENTER - PINE RIDGE		18	23	56%	41
FLORIDA HOSPITAL NEW SMYRNA		4	37	90%	41
ADVENT HEALTH - MOUNT DORA		6	35	85%	41
DAYSRING SENIOR LIVING LLC		41			41
PATRIOT MEDICAL LABORATORIES		39	2	5%	41
HARBORCHASE OF VERO BEACH		38	3	7%	41
CHILDREN MED CARE INC		39	2	5%	41
PEDIATRICS OF CENTRAL FLORIDA KISSI		33	8	20%	41
TGH URGENT CARE - SEMINOLE			41	100%	41
Fernandina Beach Rehabilitation and Nursing Center		41			41
ALTERNATIVE LIVING, INC DBA TWIN CITIES PAVILION		40			40
BORLAND GROOVER CLINIC	1	32	7	18%	40
PRIDE DIAGNOSTICS		24	16	40%	40
SONATA BOCA RATON		40			40
PHYSICIANS STAT LAB INC		34	6	15%	40
ARBOR TRAIL		39	1	3%	40
ORLANDO HEALTH AND REHAB CENTER		5	35	88%	40
Crystal Health & Rehab Center		40			40
RITECARE MED CTR H			40	100%	40
KENDALL REGIONAL MEDICAL CENTER LAB	3		37	93%	40
CHILDRENS MEDICAL ASSOCIATION PA		28	11	28%	39
PALMS EDGE		38	1	3%	39
Solaris Senior Living North Naples ALF		34	5	13%	39
CRONOS CLINICAL LABORATORY		38	1	3%	39
WINTER GARDEN REHAB AND NURSING CENTER		39			39
AMEERAH LABS, LLC		28	11	28%	39
RDX BIOSCIENCE			39	100%	39
CITRUS MEMORIAL HOSPITAL			39	100%	39
BAPTIST MEDICAL CENTER SOUTH		29	10	26%	39
CLINICAL RESEARCH SEQUENCING PLATFORM		8	31	79%	39
PEDIATRIC CARE CENTER- JACKSONVILLE BEACH		11	28	72%	39

# COVID-19: testing by laboratory

Data through Dec 2, 2020 verified as of Dec 3, 2020 at 09:25 AM

Data in this report are provisional and subject to change.

The numbers in the table below represent the number of Florida and non-Florida residents for whom test results were received by the Department of Health. A person can be tested by more than one laboratory and can have both positive and negative results. **Therefore, the sum of the numbers in each column will be larger than the total number of people tested.**

Reporting lab	Inconclusive	Negative	Positive	Percent positive	Total
CAPITAL REGIONAL MEDICAL CENTER		2	36	95%	38
SMA LAB		6	32	84%	38
PROMPT CARE OF CENTRAL FLORIDA			38	100%	38
ATLANTIC URGENT CARE		21	17	45%	38
RAINBOW PEDIATRICS PC LLC / BREAKFAST POINT		38			38
BAY COUNTY JAIL ANNEX		33	5	13%	38
HEALTH PARK CARE CENTER		38			38
HOMEWOOD RESIDENCE AT FREEDOM PLAZA		37	1	3%	38
FIRST CHOICE URGENT CARE		10	28	74%	38
BRONX LEBANON HOSPITAL-MEDICAL CENTER		36	2	5%	38
Sunnyside Nursing Home		36	2	5%	38
POPLAR HEALTHCARE PLLC	1	11	26	68%	38
Cross Landings Health and Rehabilitation		38			38
ORLANDO HEALTH CENTER FOR REHABILITATION		38			38
SOUTHEAST ALABAMA MEDICAL CENTER			38	100%	38
LECONTE MEDICAL CENTER LAB		29	9	24%	38
ONE MILO		37			37
PRECISION HEALTH SOLUTIONS LAB		9	28	76%	37
UNIVERSITY OF ALABAMA		34	3	8%	37
BOULEVARD REHABILITATION CENTER		24	13	35%	37
FLORIDA MEDICAL CLINIC PA		34	3	8%	37
WINDSOR OAKS		37			37
HEALTH LINK DIAGNOSTIC LABORATORIES		37			37
PONCE THERAPY CARE CENTER		34	3	8%	37
Q ANSWER LAB	1	9	27	73%	37
MICRO PATH LABORATORIES INC		36			36
The Grove Health and Rehabilitation		23	13	36%	36
WESLEY HAVEN VILLA		36			36
CRUCIAL CARE EMERGENCY MEDICINE DOCTORS		30	6	17%	36
FAMILY EXTENDED CARE OF WINTER HAVEN		36			36
BVL/LITTLE ANGEL PEDIATRICS		36			36
MED COMP SCIENCES			36	100%	36
FLORIDA HEALTH CARE		5	31	86%	36
NEW YORK PRESBYTERIAN - QUEENS DIAGNOSTIC		35	1	3%	36
REGENTS PARK OF BOCA RATON		34	2	6%	36
BioReference Laboratories, Inc		6	30	83%	36
QUICK CARE MED		29	7	19%	36
NEXT MOLECULAR ANALYTICS		6	30	83%	36
FHMG_CTR FOR SENIOR HEALTH		30	5	14%	35
IRL		4	31	89%	35
PLYMOUTH HOME FOR ADULTS, INC.	7	27	1	3%	35
STEINHATCHEE FAMILY MEDICAL CENTER		31	4	11%	35
LAKELAND REGIONAL HEALTH LAKE MIRIAM		3	32	91%	35
CRAIG BERGER MD PL D/B/A BAY AREA EYE INSTITUTE		35			35
ALL FLORIDA FAMILY AND SPORTS MEDICINE		31	4	11%	35
PALMETTO FAMILY HEALTHCARE		8	27	77%	35

# COVID-19: testing by laboratory

Data through Dec 2, 2020 verified as of Dec 3, 2020 at 09:25 AM

Data in this report are provisional and subject to change.

The numbers in the table below represent the number of Florida and non-Florida residents for whom test results were received by the Department of Health. A person can be tested by more than one laboratory and can have both positive and negative results. **Therefore, the sum of the numbers in each column will be larger than the total number of people tested.**

Reporting lab	Inconclusive	Negative	Positive	Percent positive	Total
ADVENT HEALTH - FISH MEMORIAL		2	33	94%	35
BAY EDUCATORS WELLNESS CENTER		19	16	46%	35
A COUNTRY PLACE ASSISTED LIVING FACILITY		35			35
BAYSHORE PATHOLOGY		34	1	3%	35
Guardian Care Nursing and Rehabilitation Center		35			35
ROCHESTER GENERAL HOSPITAL LABORATORY		34	1	3%	35
ISLAND URGENT CARE PLLC DBA AFC URGENT CARE		34	1	3%	35
P23 LABS		35			35
ADVENT HEALTH CENTRA CARE - HUNTERS CREEK		3	32	91%	35
PEDIATRICS BY THE SEA		35			35
CENTRA CARE - AOPKA			35	100%	35
FLORIDA DEPARTMENT OF HEALTH IN LAKE COUNTY		26	8	24%	34
CABANA AT JENSEN DUNES, THE		34			34
PALM RIVER COMMUNITY HEALTH CENTER		29	5	15%	34
ALTAMONTE PEDIATRIC ASSOCIATES		30	4	12%	34
LOURDES HOSPITAL INC		32	2	6%	34
EXPERTUS LABORATORIES INC		13	21	62%	34
DOH-WEST PALM BEACH BRANCH LABORATORY		2	32	94%	34
CHAUTAUQUA REHABILITATION AND NURSING CENTER		33	1	3%	34
REDI-MED WALK-IN FAMILY CARE			33	100%	33
AHSE ROP		32	1	3%	33
BOND CLINIC		3	30	91%	33
ACCURATE DIAGNOSTIC LAB		32	1	3%	33
SARATOGA HOSPITAL LABORATORY		31	2	6%	33
HUNT CLUB PEDIATRIC ASSOCIATES PA		28	5	15%	33
CHERRY OAK PALM BEACH COUNTY		33			33
PINNACLES PEDS CARE PA		33			33
KAPG ST AUGUSTINE SENIOR HOUSING OPCO LLC		33			33
NO FLORIDA PEDIATRICS, PA - BRADFORD		31	2	6%	33
AYERS NURSING AND REHABILITATION CENTER		33			33
CORAL GABLES NURSING & REHABILITATION CENTER		28	5	15%	33
ST. MARYS MEDICAL CENTER		1	31	97%	32
RASHDA ALBIBI M.D. P.A.		30	2	6%	32
NORTH PINELLAS STATMED QUICK QUALITY CLINICS		5	27	84%	32
AMA MEDICAL GROUP LLC		28	4	13%	32
WESTMINSTER ST AUGUSTINE		32			32
PEDIATRIC ASSOCIATES OF OCALA PA		30	2	6%	32
ST AUGUSTINE PEDIATRIC ASSOC		30	2	6%	32
JUPITER MEDICAL CENTER URGENT CARE			32	100%	32
BENTON HOUSE OF ST. JOHNS		32			32
S-H THIRTY-FIVE OPCO- PORT ST LUCIE, LLC	1	31			32
HOLZER HEALTH CENTER			32	100%	32
BIOFIRE		7	25	78%	32
URGENT CARE EXPRESS LLC			32	100%	32
PALMS FACILITY INC		32			32
QHC UPSTATE MEDICAL PC		27	5	16%	32

# COVID-19: testing by laboratory

Data through Dec 2, 2020 verified as of Dec 3, 2020 at 09:25 AM

Data in this report are provisional and subject to change.

The numbers in the table below represent the number of Florida and non-Florida residents for whom test results were received by the Department of Health. A person can be tested by more than one laboratory and can have both positive and negative results. **Therefore, the sum of the numbers in each column will be larger than the total number of people tested.**

Reporting lab	Inconclusive	Negative	Positive	Percent positive	Total
GRAND OAKS OF JENSEN BEACH LLC		31			31
TGH URGENT CARE - TYRONE		1	30	97%	31
PRMG - EAST NAPLES		23	8	26%	31
WORKPLACE SCREENING INTELLIGENCE			31	100%	31
DISCOVERY COMMONS AT BRADENTON		31			31
CEDAR CREEK AT KINGS BAY INC		31			31
MOLECULAR DIAGNOSTICS		1	30	97%	31
PHYSICIAN ASSOCIATES LLC		26	5	16%	31
DOH		17	14	45%	31
BOND CLINIC PA		3	28	90%	31
ADVENT HEALTH - LAKE WALES		22	8	27%	30
CHIPOLA MEDICAL ASSOCIATES, LLC		20	10	33%	30
SANFORD MOBILE LAB PGA TOUR		29	1	3%	30
ADVENTIST HEALTH SYSTEM FLORIDA		23	7	23%	30
REGENCY PARK ASSISTED LIVING FACILITY		29	1	3%	30
HERITAGE WATERSIDE		27	3	10%	30
BAYFRONT MEDICAL		23	7	23%	30
PHOSPHORUS DIAGNOSTICS		27	3	10%	30
AMEERAH LABS			30	100%	30
FOUNTAIN INN NURSING & REHABILITATION CTR, INC		30			30
REDI MED LLC			30	100%	30
CENTRAL FLORIDA HEALTHCARE GROUP LLC		28	2	7%	30
DB MD		27	3	10%	30
PREDICTIVE LABORATORIES, INC		28	2	7%	30
GOOD SAMARITAN CENTER		30			30
AMERICAN HOUSE-BONITA SPRINGS		30			30
PALM BAY URGENT CARE		5	25	83%	30
ADVENT HEALTH - ALTAMONTE SPRINGS		25	5	17%	30
NEOGENOMICS LABORATORIES INC		29			29
MID FLORIDA PATHOLOGY LLC MOBILE UNIT #4		18	11	38%	29
PEDIATRIC SPECIALISTS MEDICAL GROUP	1	27	1	3%	29
WESTWOOD HEALTHCARE SNF		29			29
P4CLINICAL	3	2	24	83%	29
UNIV OF ROCHESTER-STRONG MEMORIAL HOSP		28	1	3%	29
FLORIDA DEPARTMENT OF HEALTH CLAY COUNTY		2	27	93%	29
MEDEXPRESS URGENT CARE CORAL SPRINGS			29	100%	29
WUESTHOFF MEMORIAL HOSPITAL			29	100%	29
ESCAMBIA COUNTY JAIL		16	13	45%	29
MEDICAL CENTER OF DELTONA, INC		24	5	17%	29
WELL HEALTH WORKS		28	1	3%	29
STEWART MEDICAL GROUP			29	100%	29
ECOLAB GROUP		5	24	83%	29
LabCorp L#09258130 M#09258125		12	17	59%	29
WESTWOOD NURSING AND REHABILITATION		28	1	3%	29
PATRICK AIR FORCE BASE		1	28	97%	29
MINUTECLINIC DIAGNOSTIC OF RHODE ISLAND, LLC #1544		28	1	3%	29

# COVID-19: testing by laboratory

Data through Dec 2, 2020 verified as of Dec 3, 2020 at 09:25 AM

Data in this report are provisional and subject to change.

The numbers in the table below represent the number of Florida and non-Florida residents for whom test results were received by the Department of Health. A person can be tested by more than one laboratory and can have both positive and negative results. **Therefore, the sum of the numbers in each column will be larger than the total number of people tested.**

Reporting lab	Inconclusive	Negative	Positive	Percent positive	Total
VETERANS HOME			29	100%	29
FLORIDA HOSPITAL		21	8	28%	29
CATHOLIC HEALTH SERVICES REGIONAL LAB		25	4	14%	29
IPSUM DIAGNOSTICS			28	100%	28
PERSONAL PEDIATRICS		25	3	11%	28
BALMORAL TENANT SERVICES INC		28			28
PALM GARDEN OF JACKSONVILLE		27	1	4%	28
COLLIER HMA PHYSICIAN MANAGEMENT LLC		23	5	18%	28
NAPLES PEDIATRICS INC□		27	1	4%	28
FLORIDA PEDIATRIC GROUP		5	23	82%	28
BIG BOCA SMILES LLC□		27	1	4%	28
TRADITIONAL HOME CARE INC		28			28
ACTIVE SENIOR LIVING		26	2	7%	28
HR SARASOTA OPERATOR LLC		19	9	32%	28
FAMILY CARE PARTNERS OF NORTHEAST FLORIDA LLC		7	21	75%	28
PECONIC BAY MEDICAL CENTER LABORATORY		24	4	14%	28
CENTURY CENTER FOR REHABILITATION & HEALING		18	10	36%	28
STUART URGENT CARE			28	100%	28
LONGLEAF DIAGNOSTIC LABORATORIES		3	25	89%	28
HENDRY REGIONAL MEDICAL CENTER CLINICAL LABORATORY		27	1	4%	28
PEDIATRICS IN BREVARD PA- ROCKLEDGE		22	6	21%	28
ELLENTON PEDIATRICS PA		25	3	11%	28
BRASHEAR'S VITAL CARE CORP			28	100%	28
MEDICAL CONSULTANTS OF FLORIDA LLC		27	1	4%	28
Darcy Hall Of Life Care		28			28
CANOPY ON BERRYHILL, THE		26	2	7%	28
MISSION OAKS ASSISTED LIVING□		27	1	4%	28
TRADITIONAL HOME HEALTH OF PALM BEACH INC		28			28
ROCKLEDGE REGIONAL MEDICAL CENTER		19	8	30%	27
JACKSONVILLE UNIVERSITY		25	2	7%	27
UCLA HEALTHCARE CLINICAL LABS		23	4	15%	27
COOPER FAMILY MEDICAL, PLLC		22	5	19%	27
SPRINGS AT BOCA CIEGA BAY,THE		27			27
GRACE PEDIATRICS		18	9	33%	27
STEWARD SEBASTIAN RIVER MEDICAL CENTER		23	4	15%	27
JACKSON HEALTH SYSTEM		1	26	96%	27
GRAND ST PAUL CVS		27			27
COLOR GENOMICS, INC.		25	2	7%	27
CDC		17	10	37%	27
INTERLACHEN PEDIATRICS PA		26	1	4%	27
SUPERIOR RESIDENCES OF PANAMA CITY BEA		27			27
life Care Center of Melbourne		13	14	52%	27
METRO KNOXVILLE HMA		22	5	19%	27
OAKTREE HEALTHCARE			27	100%	27
SUNCOAST LABS			27	100%	27
FAMILY EXTENDED CARE OF SEBRING INC		27			27

# COVID-19: testing by laboratory

Data through Dec 2, 2020 verified as of Dec 3, 2020 at 09:25 AM

Data in this report are provisional and subject to change.

The numbers in the table below represent the number of Florida and non-Florida residents for whom test results were received by the Department of Health. A person can be tested by more than one laboratory and can have both positive and negative results. **Therefore, the sum of the numbers in each column will be larger than the total number of people tested.**

Reporting lab	Inconclusive	Negative	Positive	Percent positive	Total
MAINSTREET FAMILY URGENT CARE		1	26	96%	27
VIPEDIATRICS PLLC		25	2	7%	27
BENTON HOUSE OF ST JOHNS		27			27
MONCRIEF ARMY HEALTH CLINIC			26	100%	26
THE MINIER URGENT CARE		20	6	23%	26
LATE HOURS URGENT CARE		13	13	50%	26
ADVENT HEALTH CENTRA CARE - SAND LAKE		2	24	92%	26
COMPREHENSIVE CHILDCARE		20	6	23%	26
LOOP PEDIATRICS		22	4	15%	26
SANTA BARBARA CARE CENTER		16	10	38%	26
FAST TRACK URGENT CARE CENTER - SEMINOLE			26	100%	26
AMERICAN HOUSE COCONUT POINT		24	2	8%	26
MIRACLE HILL NURSING & REHABILITATION CENTER INC		24	2	8%	26
NORTHWELL HEALTH PLAINVIEW HOSPITAL LABORATORY		23	3	12%	26
WEST ISLIP URGENT CARE		26			26
SONNIS PEDIATRICS PA		26			26
MEDEXPRESS URGENT CARE - CLEWISTON			26	100%	26
HEALTH FIRST - VIERA HOSPITAL		1	25	96%	26
TGH URGENT CARE POWERED BY FAST TRACK			26	100%	26
VILLAGE PEDIATRICS LLC		21	5	19%	26
URGENT CARE & WELLNESS CENTER		3	22	88%	25
PENSACOLA DEVELOPMENTAL CENTER		9	16	64%	25
BROWARD HEALTH MEDICAL CENTER CLINICAL LAB			25	100%	25
PENSACOLA PEDIATRICS, PA		23	2	8%	25
MINNESOTA TWINS		25			25
FAMILY EXTENDED CARE OF CENTRAL TAMPA		25			25
ST. CLOUD HOSPITAL		20	5	20%	25
WOMENS CARE FLORIDA LABORATORY		25			25
ADVENT HEALTH CENTRA CARE - LAKE BUTLER BOULEVARD			25	100%	25
Governors Creek Health and Rehabilitation		23	2	8%	25
Palms at Ponte Vedra Assisted Living and Memory Care		24	1	4%	25
SUNTREE INTERNAL MEDICINE		25			25
CONNECTICUT DEPARTMENT OF HEALTH		22	3	12%	25
MANORCARE HEALTH SERVICES - VENICE		21	4	16%	25
Kensington Gardens		25			25
SOLARIS HEALTHCARE MERRITT ISLAND		21	4	16%	25
SANITAS		4	21	84%	25
US MEDICAL CARE, INC		22	3	12%	25
MARTIN ACQUISITION 1 LLC DBA		25			25
FLORIDA DEPARTMENT OF HEALTH IN POLK COUNTY		25			25
IMA MEDICAL GROUP POINCIANA		11	14	56%	25
UNIPATH		18	7	28%	25
BAPTIST PRIMARY CARE INC		21	4	16%	25
EC OPCO CARROLLWOOD LLC		19	6	24%	25
MEDLOGIC, LLC		3	22	88%	25
FAMILY HEALTH CENTERS OF SWF LABS		14	11	44%	25

# COVID-19: testing by laboratory

Data through Dec 2, 2020 verified as of Dec 3, 2020 at 09:25 AM

Data in this report are provisional and subject to change.

The numbers in the table below represent the number of Florida and non-Florida residents for whom test results were received by the Department of Health. A person can be tested by more than one laboratory and can have both positive and negative results. **Therefore, the sum of the numbers in each column will be larger than the total number of people tested.**

Reporting lab	Inconclusive	Negative	Positive	Percent positive	Total
GUEST HOUSE OCALA, THE		25			25
THE PALACE MANAGEMENT - THE PALACE AT CORAL GABLES		25			25
WAVE CREST HEALTH AND REHABILITATION CENTER		24			24
COURTYARDS OF ORLANDO		24			24
TRUGENX		1	23	96%	24
ARBOR OAKS AT TYRONE	1	23			24
WESTMINSTER WOODS ON JULINGTON CREEK		22	2	8%	24
FLORIDA HEALTH CARE DELAND			24	100%	24
NEW SMYRNA BEACH URGENT CARE			24	100%	24
CERTUS MTD OPCP LLC		24			24
ARDEN COURTS OF LARGO FL, LLC		21	3	13%	24
FAMILY CARE PARTNERS		14	10	42%	24
CDR MAGUIRE - MIAMI BEACH CC MISSION 17388		2	22	92%	24
LABORATORY DYNAMICS		20	4	17%	24
WELLNOW URGENT CARE		23	1	4%	24
MADWAR		19	5	21%	24
AVENTIS BIO-SERVICES CTL		24			24
PENNSYLVANIA DEPT OF HEALTH		19	5	21%	24
MED ONE AT SAINT AUGUSTINE		20	4	17%	24
SH HERON EAST LLC		24			24
University Hills health and Rehabilitation		15	9	38%	24
Holistic Pediatrics Group LLC		22	2	8%	24
MEDCOMP SCIENCES			24	100%	24
CENTRA CARE - LAKE NONA		3	21	88%	24
HERITAGE OAKS ASSISTED LIVING & MEMORY CARE		20	4	17%	24
PARK WEST MEDICAL CENTER		22	1	4%	23
UNIVERSITY HILLS HEALTH AND REHABILITATION CENTER		18	5	22%	23
VILLAGE ON THE ISLE		21	2	9%	23
SAMANTHA WILSON CARE CENTER		23			23
EGL GENETIC DIAGNOSTICS		1	22	96%	23
SERENADES IN THE VILLAGES		22	1	4%	23
ADVENTHEALTH EXPRESSCARE		21	2	9%	23
EXPRESS CARE OF BELLEVIEW		23			23
THE TERRACE OF JACKSONVILLE		3	20	87%	23
BAPTIST PRIMARY CARE, INC		21	2	9%	23
MINUTE CLINIC INCORPORATE		19	4	17%	23
ISLAND COAST PEDIATRICS PA		22	1	4%	23
STATEN ISLAND UNIVERSITY HOSPITAL-POUCH		23			23
WEST VOLUSIA FAMILY AND SPORTS MEDICINE		23			23
PROJECT HEALTH INC		18	5	22%	23
DOCTORS MEMORIAL FAMILY PRACTICE	2	17	4	17%	23
SENIOR HEALTH OF WINTER PARK DUNDEE		23			23
UF HEALTH NORTH JACKSONVILLE			23	100%	23
NORTH FLORIDA PEDIATRICS		22	1	4%	23
CENTRA CARE - SAND LAKE		1	22	96%	23
PONTE VEDRA GARDENS		23			23



# COVID-19: testing by laboratory

Data through Dec 2, 2020 verified as of Dec 3, 2020 at 09:25 AM

Data in this report are provisional and subject to change.

The numbers in the table below represent the number of Florida and non-Florida residents for whom test results were received by the Department of Health. A person can be tested by more than one laboratory and can have both positive and negative results. **Therefore, the sum of the numbers in each column will be larger than the total number of people tested.**

Reporting lab	Inconclusive	Negative	Positive	Percent positive	Total
REDI-MED WALK IN FAMILY CLINIC			22	100%	22
FLORIDA PEDIATRICS		6	16	73%	22
ALZHEIMERS CARE CENTER OF VIERA LTD		8	14	64%	22
NEMOURS CHILDREN'S CLINIC		22			22
SANDY PINES		21	1	5%	22
QUICK CARE MED LLC		20	2	9%	22
FIRST CHOICE PEDIATRICS LOOP		20	2	9%	22
Peninsula Care and Rehab		21	1	5%	22
PALM HARBOR FAMILY PRACTICE & WALK-IN		13	9	41%	22
DISCOVERY VILLAGE AT MELBOURNE		21	1	5%	22
HENNEPIN COUNTY MEDICAL CENTER (HCMC)		12	10	45%	22
LITTLE NECK URGENT CARE		21	1	5%	22
SUNQUEST		3	19	86%	22
CLINICA HISPANA			22	100%	22
EVERLYWELL		14	8	36%	22
WUESTHOFF MEDICAL CENTER-MELBOURNE			22	100%	22
CARDIOLOGY AND MEDICINE ASSOCIATES		18	4	18%	22
BROOKDALE UNIVERSITY HOSPITAL		21	1	5%	22
DIACARTA INC.		22			22
LAKEVIEW TERRACE RETIREMENT COMMUNITY		21	1	5%	22
MOBILE DIVISION LABORATORY		7	15	68%	22
FHMG-FLORIDA HOSPITAL MEDICAL GROUP		19	3	14%	22
PENSACOLA PEDIATRICS - PACE		16	6	27%	22
MADISON COUNTY MEMORIAL HOSP		12	10	45%	22
SOUTHERN LABORATORY		5	17	77%	22
PULMONARY SPECIALISTS OF THE PALM BEACHES		15	7	32%	22
LEESBURG PEDIATRICS		21	1	5%	22
BAPTIST HEALTH SOUTH FLORIDA - WEST BOCA URGENT CARE			22	100%	22
DIAGNOSTIC & CLINICAL CARE SERVICES INC DBA		21			21
MINUTECLINIC DIAGNOSTIC OF RHODE ISLAND, LLC #212		21			21
PATHGROUP			21	100%	21
FAMILY CARE PARTNERS OF NE FLORIDA LLC		7	14	67%	21
STATE LAB		2	19	90%	21
NURSES HELPING HANDS INC ALF		21			21
KEY PRIMARY CARE			21	100%	21
TEN HEALTHCARE		6	15	71%	21
ST JUDE CHILDRENS RESEARCH HOSPITAL		21			21
FHMG- FLORIDA HOSPITAL MEDICAL GROUP		14	7	33%	21
NIGHT LITE PEDIATRICS CENTER LLC		8	13	62%	21
CARITHERS PEDIATRIC GROUP		14	7	33%	21
ADVENT HEALTH CENTRA CARE - APOPKA NORTH		10	11	52%	21
AZALEA TRACE PHYSICIAN SERVICES		21			21
BROOKDALE PALMER RANCH	1	18	2	10%	21
MINUTE CLINIC LLC #2216		20	1	5%	21
VASSAR BROTHERS MEDICAL CENTER LABORATORY		20	1	5%	21
ADVENT HEALTH EXPRESS CARE		3	18	86%	21

# COVID-19: testing by laboratory

Data through Dec 2, 2020 verified as of Dec 3, 2020 at 09:25 AM

Data in this report are provisional and subject to change.

The numbers in the table below represent the number of Florida and non-Florida residents for whom test results were received by the Department of Health. A person can be tested by more than one laboratory and can have both positive and negative results. **Therefore, the sum of the numbers in each column will be larger than the total number of people tested.**

Reporting lab	Inconclusive	Negative	Positive	Percent positive	Total
NORTH FLORIDA INTERNAL MEDICINE PA		17	4	19%	21
RIVER TOWN DIAGNOSTIC LLC		10	11	52%	21
CRANE CENTER		14	7	33%	21
MEDIPATH LLC			21	100%	21
AMERICAN FAMILY MEDICAL LLC		15	6	29%	21
BOND CLINIC, PA		4	17	81%	21
CLINICAL PATHOLOGY LABORATORIES SOUTHEAST			21	100%	21
FINNISH AMERICAN REST HOME-ALF		20	1	5%	21
LONG ISLAND JEWISH MED CTR		20	1	5%	21
BOCA BIOLISTIC REFERENCE LAB			21	100%	21
PORT CHARLOTTE REHABILITATION CENTER		18	2	10%	20
VENICE REGIONAL BAYFRONT HEALTH (PULMONARY)		12	8	40%	20
ZON BEACHSIDE LLC		17	3	15%	20
HEARTLAND HEALTHCARE AND REHAB CENTER			20	100%	20
TAYLORVILLE FAMILY MEDICINE		15	5	25%	20
PARAMOUNT URGENT CARE INC			20	100%	20
MEDRITE URGENT CARE		12	8	40%	20
UNION MEDICAL CARE		20			20
HEARTLAND PEDIATRICS OF LAKE PLACID PA		14	6	30%	20
INTERNATIONAL MEDICAL LABORATORY		20			20
MONTEFIORE NEW ROCHELLE HOSPITAL		19	1	5%	20
OPPENHEIMER PLASTIC SURGERY LLC		18	2	10%	20
THE CHAPPEL GROUP RESEARCH		20			20
BARRY UNIVERSITY STUDENT HEALTH SERVICES		10	10	50%	20
MEDICAL EXPRESS CORP		18	2	10%	20
Margate Health and Rehabilitation Center		19	1	5%	20
CL BRUMBACK PRIMARY CARE CLINIC LANTANA		2	18	90%	20
TGH MEDICAL GROUP LABORATORY CARROLLWOOD			20	100%	20
CORAL GABLES HOSPITAL			20	100%	20
ADVANCED MEDICAL GROUP			20	100%	20
KINDRED HOSPITAL THE PALM BEACHES		18	2	10%	20
LABORATORY ALLIANCE OF CENTRAL NEW YORK		19	1	5%	20
HEALTHY MINORS, LLC.		20			20
CARENOW - DOWNTOWN NORTH GULCH		20			20
UPMC CHAUTAUQUA AT WCA LABORATORY		19	1	5%	20
UNIVERSITY HOSPITAL		16	3	16%	19
TGH URGENT CARE - RIVERVIEW			19	100%	19
ESOTERIX GENETIC LABORATORIES		16	3	16%	19
MED HEALTH SERVICES		18	1	5%	19
MILLENNIUM PHYSICIAN GROUP LLC		18	1	5%	19
REDITUS LABORATORIES			19	100%	19
Emory L Bennett State Veterans Nursing Home		18	1	5%	19
FG RAPID RESULTS		19			19
WESTPAC LABS		1	18	95%	19
SENIOR LIVING VII TAMPA LLC	1	13	5	26%	19
LITTLE PINE PEDIATRICS PLLC		19			19

# COVID-19: testing by laboratory

Data through Dec 2, 2020 verified as of Dec 3, 2020 at 09:25 AM

Data in this report are provisional and subject to change.

The numbers in the table below represent the number of Florida and non-Florida residents for whom test results were received by the Department of Health. A person can be tested by more than one laboratory and can have both positive and negative results. **Therefore, the sum of the numbers in each column will be larger than the total number of people tested.**

Reporting lab	Inconclusive	Negative	Positive	Percent positive	Total
CENTRA CARE - DR. PHILLIPS		1	18	95%	19
HEALTH CENTRAL PARK		19			19
SOMERBY OF SANTA ROSA BEACH		18	1	5%	19
GOOD SAMARITAN HOSPITAL LABORATORY		16	3	16%	19
WOODS OF MANATEE SPRINGS INC, THE		19			19
PREMISE HEALTH MIA			19	100%	19
BAYVIEW MEDICAL		19			19
CENTRAL FLORIDA HEALTH CARE INC		2	17	89%	19
INTEGRATED REGIONAL LABORATORIES - LARGO			19	100%	19
UNION MEDICAL CARE PLLC		19			19
SEMINOLE SPORTS AND FAMILY MEDICINE		19			19
ADVENT HEALTH - LAKE MARY PEDIATRICS		12	7	37%	19
POARCH BANC CREEK INDIANS TRIBAL HEALTH DEPARTMENT			19	100%	19
BETHUNE-COOKMAN UNIVERSITY		1	18	95%	19
LAB INTERMARKET FACILITY LAB		1	18	95%	19
STONE WASH CLINICAL LABORATORIES		2	17	89%	19
BOND CLINIC, PA		10	9	47%	19
INTERCOASTAL MEDICAL GROUP			19	100%	19
CARENOW LAKE MARY			19	100%	19
NORTH FLORIDA SPINE AND WELLNESS		19			19
MADISON CORE LABORATORIES		17	1	6%	18
CROSSWINDS HEALTH AND REHABILITATION CENTER		18			18
JAMAICA HOSPITAL MEDICAL CENTER		18			18
IMA MEDICAL GROUP		13	5	28%	18
AMERICAN HOUSE SENIOR LIVING		18			18
TITUSVILLE FAMILY PRACTICE		5	13	72%	18
EC OPCO PENSACOLA, LLC		18			18
BULLS HEAD URGENT CARE		18			18
XPRESS WELLNESS URGENT CARE			18	100%	18
JACKSON NORTH MEDICAL CENTER		2	16	89%	18
KINDRED AT HOME		15	3	17%	18
JAMES A HALEY VETERANS HOSPITAL			18	100%	18
SOLARIS SENIOR LIVING VERO BEACH		18			18
ST PETER'S BENDER LABORATORY		18			18
HCSO OCCUPATIONAL HEALTH AND WELLNESS CENTER		13	5	28%	18
MINUTE CLINIC, LLC DBA MINUTECLINIC #4505		17	1	6%	18
PRIME HEALTH OF NORTH PORT LLC		16	2	11%	18
LAKE PARK OF MADISON		16	2	11%	18
HARTFORD HOSPITAL ANCILLARY LAB		17	1	6%	18
LEVY COUNTY DEPARTMENT OF HEALTH		17	1	6%	18
LAKE MORTON PLAZA		18			18
NOVANT HEALTH		14	4	22%	18
PRACTICE MANAGEMENT OF AMERICA, INC.		2	16	89%	18
MOORINGS PARK OAKSTONE AT GREY OAKS		17	1	6%	18
SEVEN RIVERS REGIONAL MEDICAL CENTER		5	13	72%	18
ADVANCED MEDICAL OF NAPLES LLC			18	100%	18

# COVID-19: testing by laboratory

Data through Dec 2, 2020 verified as of Dec 3, 2020 at 09:25 AM

Data in this report are provisional and subject to change.

The numbers in the table below represent the number of Florida and non-Florida residents for whom test results were received by the Department of Health. A person can be tested by more than one laboratory and can have both positive and negative results. **Therefore, the sum of the numbers in each column will be larger than the total number of people tested.**

Reporting lab	Inconclusive	Negative	Positive	Percent positive	Total
CLERMONT ADVENTHEALTH CENTRA CARE			18	100%	18
TOTAL RENAL LABORATORIES INC		13	5	28%	18
TPCA CLINICAL LABORATORIES		15	3	17%	18
ROYAL PALM SENIOR RESIDENCE		18			18
INN AT THE FOUNTAINS, THE		15	2	12%	17
FARAH MEDICAL		17			17
FELICIDAD MEDICAL CENTER			17	100%	17
TAVARES PEDIATRICS		15	2	12%	17
GASTROENTEROLOGY ASSOCIATES OF PENSACOLA PA		16	1	6%	17
MAYO CLINIC JACKSONVILLE			17	100%	17
FLORIDA COMMUNITY HEALTH CENTER OF ST. LUCIE		1	16	94%	17
ACCESS 365 URGENT CARE		7	10	59%	17
LAKELAND NURSING AND REHABILITATION CENTER			17	100%	17
ROCKLEDGE FAMILY HEALTH			17	100%	17
BAY PEDIATRICS PA		15	2	12%	17
SUNNY HILLS ALF OF SEBRING INC		16	1	6%	17
CARESPOT		1	16	94%	17
ASCENSION ST VINCENT'S PRIMARY CARE			17	100%	17
CARENOW URGENT CARE - LAKE MARY			17	100%	17
JERICO URGENT CARE		16	1	6%	17
WALK IN MEDICAL URGENT CARE		17			17
MINUTECLINIC, LLC #08366		15	2	12%	17
DCH REGIONAL MEDICAL CENTER LABORATORY		16	1	6%	17
PHYSICIANS STAT			17	100%	17
FAWCETT MEMORIAL HOSPITAL LABORATORY			17	100%	17
CAREMED INTERNAL MEDICINE			17	100%	17
MARATHON HEALTH FOR LIFE		15	2	12%	17
CONSOLIDATED LAB SERVICES		8	9	53%	17
LONG TERM CARE OF GULF BREEZE LLC		17			17
DAVID LAWRENCE CENTER		15	2	12%	17
STETSON UNIVERSITY STUDENT HEALTH CENTER		3	14	82%	17
CLERMONT HEALTH AND REHABILITATION CENTER		17			17
ISLAND URGENT CARE PLLC		17			17
UVMC MICROBIOLOGY		16	1	6%	17
MAUREEN OROURKE-FUTEY			17	100%	17
WINTER PARK FAMILY PRACTICE LLC		17			17
LINCOLN DIAGNOSTIC LAB		16	1	6%	17
PANAMA PHARMACY	1	14	2	12%	17
SOUTHSIDE HOSPITAL NORTHWELL HEALTH LABORATORY		16	1	6%	17
THE COMMONWEALTH OF MASSACHUSETTS			16	100%	16
RIVERHEAD URGENT CARE		16			16
LAKE HOUSE ASSISTED LIVING		13	3	19%	16
FLAGLER HOSPITAL INC	2		14	88%	16
PEDIATRIC HEALTH CARE ALLIANCE			16	100%	16
LEE COUNTY SCHOOL DISTRICT		16			16
ST ELIZABETH MEDICAL CENTER LABORATORY		15	1	6%	16

# COVID-19: testing by laboratory

Data through Dec 2, 2020 verified as of Dec 3, 2020 at 09:25 AM

Data in this report are provisional and subject to change.

The numbers in the table below represent the number of Florida and non-Florida residents for whom test results were received by the Department of Health. A person can be tested by more than one laboratory and can have both positive and negative results. **Therefore, the sum of the numbers in each column will be larger than the total number of people tested.**

Reporting lab	Inconclusive	Negative	Positive	Percent positive	Total
LINCOLN MEDICAL AND MENTAL HEALTH CENTER		16			16
MEDEXPRESS URGENT CARE - DELAND			16	100%	16
SAMFORD UNIVERSITY HEALTH SERVICES		15	1	6%	16
SOLARIS SENIOR LIVING OF MERRITT ISLAND		16			16
FLORIDA HOSPITAL LABS		7	9	56%	16
FLAGLER COLLEGE HEALTH SERVICES			16	100%	16
FAST TRACK URGENT CARE CENTER - TYRONE			16	100%	16
ALL FLORIDA FAMILY & SPORTS MEDICINE		15	1	6%	16
FLORIDA MEDICAL CLINIC LLC		16			16
GRAMERCY PARK URGENT CARE		16			16
ESTATES MEDICAL CENTER		12	4	25%	16
WARDE MEDICAL LABORATORY		11	5	31%	16
AU HEALTH		12	4	25%	16
HEALTH CENTRAL HOSPITAL			16	100%	16
WINDERMERE MEDICAL CENTER		13	3	19%	16
LAKE HOWELL FAMILY MEDICINE ASSOCIATES		11	5	31%	16
BEACHES PEDIATRICS PA		15	1	6%	16
HOLISTIX TREATMENT CENTERS		14	2	13%	16
WILLOWBROOKE COURT AT ST ANDREWS ESTATES		12	4	25%	16
URGENT CARE CLINIC OF LINCOLN		14	2	13%	16
MAKO MEDICAL		14	2	13%	16
INTERNAL MEDICINE ASSOCIATES & SPECIALTIES INC		15	1	6%	16
XERA MED RESEARCH			16	100%	16
Life Care Center of Sarasota		8	8	50%	16
MILLENNIUM PHYSICIAN GRP LLC NAPLES PINE RIDGE			16	100%	16
NORTH FLORIDA PEDIATRICS - JACKSONVILLE		14	2	13%	16
PLAINVIEW URGENT CARE		15	1	6%	16
DEVELOPMENTAL DISABILITIES DEFENDANT PROGRAM		16			16
BIOREFERENCE LABORATORIES		1	15	94%	16
TUKA PEDIATRICS		1	15	94%	16
MILTON 4707		15			15
SINAI HOSPITAL OF BALTIMORE		15			15
ANDALUSIA HEALTH		7	8	53%	15
HARMONY HEALTH OPCO, LLC		15			15
SUNLAND MARIANNA COX MEDICAL CENTER		15			15
ADVENT HEALTH CENTRA CARE - LAKE BUENA VISTA			15	100%	15
ADVENT HEALTH PARTIN SETTLEMENT HEALTH PARK		9	6	40%	15
ST CATHERINE OF SIENA HOSPITAL		14	1	7%	15
AFTER HOURS PEDIATRICS			15	100%	15
CDR MAGUIRE INC	1	2	12	80%	15
BROOKWOOD BAPTIST MEDICAL CENTER		14	1	7%	15
HODGES CLUSTER		2	13	87%	15
BOZEMAN HEALTH DEACONESS HOSPITAL		12	3	20%	15
TELEVISIT MALABAR PEDIATRICS		5	10	67%	15
WASHINGTON REHAB AND NURSING		15			15
HENDRY REGIONAL CORPORATE HEALTH			15	100%	15

# COVID-19: testing by laboratory

Data through Dec 2, 2020 verified as of Dec 3, 2020 at 09:25 AM

Data in this report are provisional and subject to change.

The numbers in the table below represent the number of Florida and non-Florida residents for whom test results were received by the Department of Health. A person can be tested by more than one laboratory and can have both positive and negative results. **Therefore, the sum of the numbers in each column will be larger than the total number of people tested.**

Reporting lab	Inconclusive	Negative	Positive	Percent positive	Total
JA POC MANUAL SUBSECTION		15			15
EASTLAKE PEDIATRICS - TRINITY		15			15
ASURANCE SCIENTIFIC LABORATORIES		15			15
JACOBI MEDICAL CENTER		15			15
CARE CENTERS OF NASSAU		14	1	7%	15
CORAL REEF NURSING & REHAB CENTER		15			15
MED PLUS FLORENCE		11	4	27%	15
VETERANS AFFAIRS MEDICAL CENTER - NEW YORK HARBOR		14	1	7%	15
ORLANDO HEALTH		2	13	87%	15
DIATHERIX		13	2	13%	15
NIGHT LITE PEDIATRIC CENTER		8	7	47%	15
KEY WEST MEDICAL CENTER	1	14			15
ADVENT HEALTH - ZEPHYRHILLS			15	100%	15
RJ LEE GROUP	1	14			15
RITECARE MEDICAL CENTER			15	100%	15
HOLLEY-NAVARRE MEDICAL CLINIC		5	10	67%	15
NOVANT HEALTH GOHEALTH URGENT CARE-HARRISBURG		8	7	47%	15
RESTORE HEALTH URGENT CARE		2	12	86%	14
NEW YORK PRESBYTERIAN - ALLEN HOSPITAL		14			14
OKEECHOBEE HEALTHCARE FACILITY			14	100%	14
JOHNS HOPKINS CHILDREN'S HOSPITAL			14	100%	14
INNOVATION CLINICAL TRIALS, INC			14	100%	14
BOCA SIMON		2	12	86%	14
Coastal Health and Rehabilitation Center		13	1	7%	14
NCH DOWNTOWN NAPLES HOSPITAL		1	13	93%	14
NORTH CAROLINA DEPARTMENT OF HEALTH & HUMAN SERVICES			14	100%	14
HORIZON ALF		14			14
LAKE CITY VA MEDICAL CENTER			14	100%	14
MANOR CARE OF PALM HARBOR		14			14
APOLLOMDX LABS		1	13	93%	14
THE CANOPY AT HARPER LAKE	1		13	93%	14
ERIC C MARSHAL MD, PC DBA MINUTECLINIC		13	1	7%	14
FLORIDA HEALTH CARE PLANS INC		1	13	93%	14
FLORIDA HEART & VASCULAR MULTISPECIALTY GROUP PA		12	2	14%	14
PINELLAS COUNTY JAIL			14	100%	14
SIGNATURE HEALTHCARE OF ORANGE PARK		14			14
POLK CHD BARTOW		13	1	7%	14
MEDEMERGE		13	1	7%	14
PINES NURSING HOME		13	1	7%	14
FAMILY CARE CENTER OF ARLINGTON		9	5	36%	14
ASTORIA HEALTH AND REHABILITATION CENTER		13	1	7%	14
MY CLINICAL LAB INC		4	10	71%	14
GOOD HEARTS COVID TESTING			14	100%	14
HARMONY CLINIC		1	13	93%	14
HEALTHFIRST ADVENT HEALTH CENTRA CARE COCOA BEACH			14	100%	14
CHARLES CROFT MD	1	13			14

# COVID-19: testing by laboratory

Data through Dec 2, 2020 verified as of Dec 3, 2020 at 09:25 AM

Data in this report are provisional and subject to change.

The numbers in the table below represent the number of Florida and non-Florida residents for whom test results were received by the Department of Health. A person can be tested by more than one laboratory and can have both positive and negative results. **Therefore, the sum of the numbers in each column will be larger than the total number of people tested.**

Reporting lab	Inconclusive	Negative	Positive	Percent positive	Total
HARBORCHASE OF NAPLES		14			14
STEWARD MEDICAL GROUP, INC		14			14
COLONY CLUB ALF,THE		14			14
WALGREEN EASTERN CO, INC		14			14
SARASOTA MEMORIAL NURSING & REHABILITATION CTR		14			14
BENTON HOUSE OF PORT ORANGE		8	6	43%	14
SRMC AVALON		9	5	36%	14
MARQUIS LABS, LLC		14			14
MORTON PLANT			14	100%	14
LIFE CARE CENTER OF JACKSONVILLE			14	100%	14
CALHOUN LIBERTY HOSPITAL			14	100%	14
UAH STUDENT HEALTH CENTER		9	5	36%	14
GREEN GABLES ASSISTED LIVING FACILITY		14			14
UM MILLER SCHOOL OF MEDICINE			14	100%	14
SPEARHEAD MEDICAL			14	100%	14
EMERGENCY PHYSICIANS MEDICAL CENTER LLC		6	8	57%	14
SOUTHEAST FAMILY HEALTHCARE CENTER			13	100%	13
IN-OFFICE LAB		12	1	8%	13
FINLAY C. LABORATORY		3	10	77%	13
HUNT CLUB MEDICAL		12	1	8%	13
AURORA DIAGNOSTICS		2	11	85%	13
FLORIDA STATE HOSPITAL			13	100%	13
NO NAME		8	5	38%	13
CLINICAL LABORATORY SERVICES			13	100%	13
CVS			13	100%	13
OPIS ISLAND LAKE CENTER		13			13
ISLAND DOCTORS			13	100%	13
AMMON ANALYTICAL LABORATORIES		12	1	8%	13
GRAND VILLA OF ST. PETERSBURG		11	2	15%	13
CONNECTDX		3	10	77%	13
FLAGLER HOSPITAL LABORATORY		2	11	85%	13
FAMILY HEALTH CENTERS OF SOUTHWEST FLORIDA INC		1	12	92%	13
CARESPOT OF NOCATEE			13	100%	13
WELLINGTON FAMILY PRACTICE		13			13
NORTH CENTRAL BRONX HOSPITAL		12	1	8%	13
ADVANCED URGENT CARE		11	2	15%	13
VILLA OF KINGS AND QUEENS OF DELRAY		13			13
DALE MEDICAL CENTER		9	4	31%	13
AMERICAN ESOTERIC LABORATORIES			13	100%	13
HARBORCHASE OF WELLINGTON CROSSING		12	1	8%	13
BOND CLINIC PA PEDIATRICS DEPT		12	1	8%	13
MIAMI VA HEALTHCARE SYSTEM			13	100%	13
EPIPHANY HEALTH		7	6	46%	13
ST. JUDES LABORATORIES		12	1	8%	13
GLEN COVE HOSPITAL		13			13
ESCAMBIA COMMUNITY CLINIC		2	11	85%	13

# COVID-19: testing by laboratory

Data through Dec 2, 2020 verified as of Dec 3, 2020 at 09:25 AM

Data in this report are provisional and subject to change.

The numbers in the table below represent the number of Florida and non-Florida residents for whom test results were received by the Department of Health. A person can be tested by more than one laboratory and can have both positive and negative results. **Therefore, the sum of the numbers in each column will be larger than the total number of people tested.**

Reporting lab	Inconclusive	Negative	Positive	Percent positive	Total
TOTTENVILLE CIRCLE URGENT CARE		12			12
CLEVELAND CLINIC			12	100%	12
UNIVERSITY LAB			12	100%	12
PROMEDICA LABORATORIES		11	1	8%	12
Consulate Health Care of Jacksonville			12	100%	12
PREMIER MEDICAL ASSOCIATES ALL FLORIDA LLC		12			12
VPA PC LAB		12			12
HELIX DIAGNOSTICS			12	100%	12
INTERSCIENCE DIAGNOSTIC LABORATORY		12			12
ARDEN COURTS OF WINTER SPRINGS		11	1	8%	12
FUNGAL REFERENCE LABORATORY		12			12
GLEN OAKS HEALTH AND REHABILITATION CENTER			12	100%	12
PRIMECARE OF DOTHAN-DALEVILLE CLINIC		10	2	17%	12
CANTON-POTSDAM HOSPITAL LABORATORY		12			12
NAPLES GREEN VILLAGE		12			12
DISCOVERY VILLAGE AT NAPLES		12			12
PARKWEST MEDICAL CENTER		10	2	17%	12
TALLAHASSEE DEVELOPMENTAL CENTER		12			12
BROWARD DIALYSIS			12	100%	12
BONIFAY NURSING AND REHABILITATION CENTER			12	100%	12
LIFE CARE OF PORT SAINT LUCIE		3	9	75%	12
LONG ISLAND JEWISH VALLEY STREAM		12			12
CALADIUM PEDIATRICS		11	1	8%	12
DYNAMIC DNA LAB		1	11	92%	12
NEWYORK-PRESBYTERIAN/ LAWRENCE HOSPITAL LABORATORY		11	1	8%	12
FLORIDA DEPARTMENT OF HEALTH IN HILLSBOROUGH COUNTY			12	100%	12
AFTER HOURS PEDIATRICS INC			12	100%	12
HARBOUR ISLAND PEDIATRICS		9	3	25%	12
FLORIDA DEPT OF HEALTH		4	8	67%	12
MORRIS PARK URGENT CARE		9	3	25%	12
ST VINCENT'S EAST		11	1	8%	12
MCWHORTER SCHOOL OF PHARMACY		12			12
BRENTWOOD RETIREMENT COMMUNITY		10	2	17%	12
NEW YORK METHODIST HOSPITAL		12			12
CENTRAL FLORIDA PEDIATRICS		5	7	58%	12
CAPE REGIONAL MEDICAL CENTER		12			12
LAKE WALES OPERATING GROUP LLC		11	1	8%	12
REGENEX TAMPA BAY		11	1	8%	12
FAMILY CARE CYPRESS CREEK		1	11	92%	12
MERIDIAN AT WATERWAYS, THE		10	2	17%	12
LEON CHD		12			12
COLORADO DEPARTMENT OF HEALTH LABORATORY SERVICES DIVISION			12	100%	12
MI2297090CV HOLLAND-23D2189684		12			12
MEDIQUICK URGENT CARE CENTERS INC			12	100%	12
MELBOURNE FAMILY PRACTICE		11	1	8%	12
MEDEXPRESS URGENT CARE OF BOYNTON BEACH LLC		1	11	92%	12



# COVID-19: testing by laboratory

Data through Dec 2, 2020 verified as of Dec 3, 2020 at 09:25 AM

Data in this report are provisional and subject to change.

The numbers in the table below represent the number of Florida and non-Florida residents for whom test results were received by the Department of Health. A person can be tested by more than one laboratory and can have both positive and negative results. **Therefore, the sum of the numbers in each column will be larger than the total number of people tested.**

Reporting lab	Inconclusive	Negative	Positive	Percent positive	Total
SHELBY COUNTY HEALTH CARE CORPORATION		9	3	25%	12
ADVENT HEALTH PRIMARY CARE PLUS, WINTER GARDEN		10	2	17%	12
FLORIDA DEPARMENT OF HEALTH CLAY COUNTY			12	100%	12
HUDSON VALLEY HOSPITAL CENTER LABORATORY		11	1	8%	12
APPLE DIAGNOSTICS LAB		5	7	58%	12
HUNT CLUB PEDIATRIC ASSOCIATES LLC		11	1	8%	12
PALM BAY PEDIATRICS		1	11	92%	12
IREPERTOIRE_MOL_LAB		12			12
NORTH PINELLAS CHILDRENS MEDICAL CENTER			12	100%	12
BAPTIST MEDICAL CENTER EAST		9	3	25%	12
CARE FAST MURABELLA		7	4	36%	11
ST JOSEPH HOSPITAL		10	1	9%	11
VENICE REGIONAL MEDICAL CENTER BAYFRONT HEALTH		6	5	45%	11
COOPER FAMILY MEDICAL PLLC		8	3	27%	11
BROWARD HEALTH IMPERIAL POINT NURSING			11	100%	11
BRYAN WHITFIELD MEMORIAL HOSPITAL		7	4	36%	11
FORT SANDERS REGIONAL LABORATORY		11			11
WHITE WILSON MEDICAL CENTER IMMEDIATE CARE			11	100%	11
FAST TRACK URGENT CARE CENTER - DOWNTOWN			11	100%	11
NIGHT LITE PEDIATRICS CENTER, LLC		1	10	91%	11
WALGREEN		3	8	73%	11
TREASURE COAST URGENT CARE			11	100%	11
COLORADO DEPARTMENT OF PUBLIC HEALTH AND ENVIRONMENT			11	100%	11
CORE LABORATORY		1	10	91%	11
QUOTIENT SCIENCES LABS LLC			11	100%	11
Centre Pointe Health and Rehabilitation Center		11			11
SEVEN HILLS HEALTH AND REHABILITATION CENTER		11			11
CHILDREN'S MEDICAL CENTER			11	100%	11
REGENCY SQUARE MALL - SEARS		1	10	91%	11
SHELBY BAPTIST MEDICAL CENTER		6	5	45%	11
WINTER PARK CARE AND REHABILITATION			11	100%	11
STATEN ISLAND UNIVERSITY HOSPITAL		11			11
COUNTY OF LOS ANGELES			11	100%	11
CORE BIO LABS		5	6	55%	11
FHCP-PORT ORANGE		3	8	73%	11
DMH STEINHATCHEE FAMILY MEDICINE		8	3	27%	11
LONG BEACH URGENT CARE		11			11
SUNCOAST URGENT CARE			11	100%	11
UNIVERSITY CENTRA CARE		10	1	9%	11
CRUCIAL CARE		7	4	36%	11
Cleveland Clinic Laboratories		4	7	64%	11
PALM BEACH PATHOLOGY		9	2	18%	11
BISHOP GRADY VILLAS		11			11
BROOKLYN HOSPITAL CENTER DOWNTOWN CAMPUS		11			11
ORANGE REGIONAL MEDICAL CENTER LABORATORY		9	2	18%	11
PALMS MEDICAL GROUP - LAKE CITY WEST		3	8	73%	11

# COVID-19: testing by laboratory

Data through Dec 2, 2020 verified as of Dec 3, 2020 at 09:25 AM

Data in this report are provisional and subject to change.

The numbers in the table below represent the number of Florida and non-Florida residents for whom test results were received by the Department of Health. A person can be tested by more than one laboratory and can have both positive and negative results. **Therefore, the sum of the numbers in each column will be larger than the total number of people tested.**

Reporting lab	Inconclusive	Negative	Positive	Percent positive	Total
OAK MANOR NURSING HOME		10	1	9%	11
ERDOX		11			11
MAINSTREET FAMILY SELECT		1	10	91%	11
RENAISSANCE SENIOR LIVING		11			11
FORT WALTON BEACH DEVELOPMENTAL CENTER		10	1	9%	11
North Lake Care Center		11			11
TROPICANA		5	6	55%	11
MASSACHUSETTS GENERAL HOSPITAL		1	10	91%	11
LEHIGH VALLEY HOSPITAL		3	8	73%	11
HEALTH MED CENTERS		11			11
ELMCROFT OF BELLA VITA		11			11
HAWTHORN HOUSE		9	2	18%	11
THE TERRACE OF SAINT CLOUD		9	2	18%	11
CHIPOLA MEDICAL ASSOCIATES		2	8	80%	10
EMERALD COAST PEDIATRICS			10	100%	10
MADISON COUNTY MEMORIAL HOSPITAL LABORATORY		9	1	10%	10
WEST BROWARD CARE CENTER		9	1	10%	10
LAKE BALDWIN CBOC		9	1	10%	10
SONATA COCONUT CREEK		8	2	20%	10
BVL PEDIATRICS		10			10
BROWARD HEALTH CARE			10	100%	10
HERNANDO COUNTY FIRE RESCUE DISTRICT		5	5	50%	10
LAKE MARY KIDS CENTRA CARE			10	100%	10
PEDIATRIC HEALTH CARE ALLIANCE, P.A.			10	100%	10
UMHC/SYLVESTER AT KENDALL		1	9	90%	10
EMERALD COAST HOSPICE - CRESTVIEW		10			10
CBC LAB		3	7	70%	10
ASSOCIATESMD MEDICAL GROUP INC		9	1	10%	10
ARCPPOINT LABS OF SARASOTA MANATEE			10	100%	10
MEDICAL LABORATORY DIAGNOSTICS			10	100%	10
ADVENT HEALTH - CARROLLWOOD		3	7	70%	10
AIM LABORATORIES			10	100%	10
COVANCE CENTRAL LABORATORY			10	100%	10
MHHS All Lab Subsection		10			10
CARDIOLOGY AND MEDICINE ASSOCIATES INC		10			10
PEDIATRIC HEALTH CARE ALLIANCE PA			10	100%	10
NEW JERSEY DEPARTMENT OF HEALTH COMMUNICABLE DISEASE SERVICE		3	7	70%	10
ROCKLEDGE		1	9	90%	10
MANOR CARE OF BOYNTON BEACH LLC		10			10
COLONY CARE CENTER		3	7	70%	10
GADSDEN REGIONAL MEDICAL CENTER		10			10
BEAUMONT LABORATORY			10	100%	10
PORT SAINT JOHN FAMILY PRACTICE		6	4	40%	10
CSL PLASMA INC		1	9	90%	10
FRICKS PHARMACY		9	1	10%	10
COMMUNITY HEALTH CENTER		2	8	80%	10

# COVID-19: testing by laboratory

Data through Dec 2, 2020 verified as of Dec 3, 2020 at 09:25 AM

Data in this report are provisional and subject to change.

The numbers in the table below represent the number of Florida and non-Florida residents for whom test results were received by the Department of Health. A person can be tested by more than one laboratory and can have both positive and negative results. **Therefore, the sum of the numbers in each column will be larger than the total number of people tested.**

Reporting lab	Inconclusive	Negative	Positive	Percent positive	Total
WHITE WILSON MEDICAL CENTER PA - NAVARRE			10	100%	10
ODYSSEY HEALTHCARE OF MARION COUNTY, LLC		10			10
LAKE NONA MEDICAL SERVICES		3	7	70%	10
NORTH OKALOOSA PHYSICIAN GROUP		10			10
MEDEX REGIONAL LABORATORIES LLC		1	9	90%	10
SUNRISE URGENT CARE ASSOCIATES LLC D/B/A		7	3	30%	10
URGENT CARE WEST CLINIC		8	2	20%	10
WILLOW BROOKE COURT AT AZALEA TRACE		10			10
BLOUNT MEMORIAL HOSPITAL		9	1	10%	10
MEDFAST URGENT CARE CENTERS			10	100%	10
EMERALD COAST BEHAVIORAL HOSPITAL		10			10
BRANDON COMMUNITY HEALTH CENTER		3	7	70%	10
BONIFAY NURSING AND REHAB CENTER			10	100%	10
RIVERSIDE RECOVERY OF TAMPA		10			10
NAPHCARE, INC.			10	100%	10
BELLEVUE HOSPITAL CENTER DEPARTMENT		10			10
CREATIVE TESTING SOLUTIONS		3	7	70%	10
ALABAMA CLINICS		3	7	70%	10
PRATTVILLE BAPTIST HOSPITAL		9	1	10%	10
PALMETTO PEDIATRICS			10	100%	10
Golfview Healthcare Center		10			10
PINELLAS COUNTY HEALTH DEPARTMENT		2	8	80%	10
MINUTECLINIC DIAGNOSTIC OF RHODE ISLAND, LLC #590		10			10
ACADIAN DIAGNOSTIC LABORATORIES		8	2	20%	10
WATERCREST ST LUCIE WEST		10			10
APPALACHIAN REGIONAL HEALTHCARE SYSTEM		10			10
BETHESDA HEALTH PHYSICIAN GROUP INC			10	100%	10
AVANTE ST CLOUD		7	3	30%	10
SOUTHEASTERN LABORATORY			10	100%	10
HCR MANORCARE		10			10
MID-FLORIDA PATHOLOGY, LLC		9			9
BAYONET POINT HOSPITAL			9	100%	9
JEFFERSON K-12, A SOMERSET SCHOOL- CLINIC		8	1	11%	9
CHAMBREL AT ISLAND LAKE		9			9
GLEN OAKS URGENT CARE		9			9
MORTON PLANT MEASE			9	100%	9
CARENOW URGENT CARE-MT JULIET		8	1	11%	9
LPG PEDIATRICS AT PAGE FIELD		9			9
MOUNT DORA PEDIATRICS		8	1	11%	9
TMH PHYSICIAN PARTNERS - MONTICELLO		8	1	11%	9
PLYMOUTH HARBOR INCORPORATED		9			9
ADVENT HEALTH - KISSIMMEE			9	100%	9
NORTHERN WESTCHESTER HOSPITAL LABORATORY		8	1	11%	9
VILLAGE PLACE HEALTH AND REHAB		9			9
BLISS HEALTHCARE SERVICES			9	100%	9
PONCE PLAZA NURSING & REHAB CENTER			9	100%	9

# COVID-19: testing by laboratory

Data through Dec 2, 2020 verified as of Dec 3, 2020 at 09:25 AM

Data in this report are provisional and subject to change.

The numbers in the table below represent the number of Florida and non-Florida residents for whom test results were received by the Department of Health. A person can be tested by more than one laboratory and can have both positive and negative results. **Therefore, the sum of the numbers in each column will be larger than the total number of people tested.**

Reporting lab	Inconclusive	Negative	Positive	Percent positive	Total
Maury Regional Hospital		6	3	33%	9
UNAVAILABLE/UNKNOWN/NO INFORMATION FOUND			9	100%	9
Z UROLOGY		9			9
BUREAU OF PUBLIC HEALTH		1	8	89%	9
MEDEX MEDICAL EXPRESS OF PALATKA LLC			9	100%	9
BASSETTI & ASSOCIATES, MD, PA			9	100%	9
INN AT LAKE SEMINOLE SQUARE, THE		9			9
MICHIGAN DEPARTMENT OF HEALTH AND HUMAN SERVICES			9	100%	9
LAKE NONA MEDICAL SERVICE LLC		9			9
PARROTT MEDICAL CLINIC			9	100%	9
OMNI			9	100%	9
MAGNOLIA PEDIATRICS		2	7	78%	9
PATHOGENIUS LABORATORIES		2	7	78%	9
LAKEVIEW INTERNAL MEDICINE		4	5	56%	9
BOCA RATON REGIONAL HOSPITAL LAB			9	100%	9
CAPE CORAL HOSPITAL ABG LABORATORY		3	6	67%	9
ARNOT OGDEN MEDICAL CENTER LABORATORY		9			9
THE TRADITION OF THE PALM BEACHES		9			9
ADVENT HEALTH - WINTER HAVEN		5	4	44%	9
GCPM MANUAL MICROBIOLOGY		1	8	89%	9
LUCID DIAGNOSTICS LABS			9	100%	9
FIRST CHOICE PEDIATRICS WINTER SPRINGS		9			9
LPG COCONUT POINT		8	1	11%	9
UR CARE FAMILY AND SPORTS MEDICINE			9	100%	9
MARQUES PEDIATRICS			9	100%	9
SOUTHEASTERN OUTPATIENT SURGERY CENTER		9			9
CAREHERE- LCS LEESBURG			9	100%	9
CHILDREN'S HEALTH CENTER INC.		7	2	22%	9
ALAN L MELOTEK MD		9			9
PRECISION GENETICS			9	100%	9
CHEMISYS LABORATORIES		1	8	89%	9
LAB UNKNOWN			9	100%	9
LYSTER ACH FT RUCKER AL		8	1	11%	9
RIVERSIDE MEDICAL GROUP		8	1	11%	9
MAITLAND PRIMARY CARE		9			9
SUSANNA WESLEY HEALTH CENTER		9			9
PHELPS HOSPITAL LABORATORY		9			9
TOTAL ACCESS URGENT CARE			8	100%	8
THE WOLFF CENTER FOR CHILD & ADOLESCENT HEALTH			8	100%	8
MINUTE CLINIC DIAGNOSTIC OF VIRGINIA		5	3	38%	8
GENE STREET LABORATORIES, LLC		6	2	25%	8
MICHIGAN DEPARTMENT OF COMMUNITY HEALTH		1	7	88%	8
GENEUS DIAGNOSTICS			8	100%	8
INSTITUTE OF PATHOLOGY KINGS COUNTY		8			8
SAN JOSE SENIOR CARE LLC		5	3	38%	8
FLORIDA HOSPITAL WINTER GARDEN		7	1	13%	8

# COVID-19: testing by laboratory

Data through Dec 2, 2020 verified as of Dec 3, 2020 at 09:25 AM

Data in this report are provisional and subject to change.

The numbers in the table below represent the number of Florida and non-Florida residents for whom test results were received by the Department of Health. A person can be tested by more than one laboratory and can have both positive and negative results. **Therefore, the sum of the numbers in each column will be larger than the total number of people tested.**

Reporting lab	Inconclusive	Negative	Positive	Percent positive	Total
UNIVERSITY MEDICAL CENTER		8			8
PIONEER CLINICAL LAB LLC		6	2	25%	8
HUNTINGTON STATION URGENT CARE		8			8
MAINSTREAM DIAGNOSTIC LABORATORY LLC		8			8
CYPRESS POINT LIVING, LLC		7	1	13%	8
SYLVESTER AT PLANTATION LABORATORY		7	1	13%	8
ALACHUA COUNTY HEALTH DEPARTMENT		1	7	88%	8
ROSLYN URGENT CARE		8			8
MERCY MEDICAL CENTER		3	5	63%	8
WHITE SANDS OUTPATIENT SERVICES (WSOP SERVICES LLC)		8			8
DOCTOR'S IN-HOUSE LAB/COMMUNITY HEALTH CENTERS OF PINELLAS - CLEARWATE			8	100%	8
ORMOND BEACH CENTRA CARE			8	100%	8
UC HEALTH UNIVERSITY HOSPITAL		7	1	13%	8
BAPTIST OUTPATIENT			8	100%	8
HOLY NAME MEDICAL CENTER	1	6	1	13%	8
EASTERN SHORE URGENT CARE		5	3	38%	8
ALLINA HEALTH - ABBOTT NORTHWESTERN HOSPITAL		5	3	38%	8
ST. JOSEPH HOSPITAL AND HEALTH CARE INC.			8	100%	8
FLUSHING HOSPITAL MEDICAL CENTER		6	2	25%	8
RAINBOW PEDIATRICS			8	100%	8
MINUTECLINIC DIAGNOSTICS MEDICAL GROUP		8			8
ROADS PEDIATRICS,LLC		7	1	13%	8
KRYSTAL BAY NURSING AND REHABILITATION		6	2	25%	8
MEDEXPRESS URGENT CARE - WEST TAMPA			8	100%	8
ARTHREX MEDICAL CENTER		5	3	38%	8
NATURE COAST REGIONAL MEDICAL CENTER			8	100%	8
BARKLEY PLACE		8			8
ATLANTIC CONSOLIDATED LABORATORY		8			8
AMBRY GENETICS CORPORATION		8			8
VETERAN AFFAIRS MEDICAL CENTER - JAMES J PETERS		6	2	25%	8
ROHR HOME		7	1	13%	8
REDMED CLINIC OF ARLINGTON		7	1	13%	8
BEAUMONT EMERGENCY CENTER			8	100%	8
ST ANTHONYS REHABILITATION HOSPITAL		7	1	13%	8
KINDRED HOSPITAL		7	1	13%	8
HOLLEY NAVARRE MEDICAL CLINIC			8	100%	8
MARKET STREET VIERA		8			8
INTERNAL MEDICINE ASSOCIATES OF JACKSON HOSPITAL			8	100%	8
MID-HUDSON VALLEY DIVISION OF WESTCHESTER MEDICAL		8			8
COLLIER COUNTY HEALTH DEPT.		4	4	50%	8
WACO HHSSURGEWACO	1	6	1	13%	8
METHODIST MEDICAL CENTER		6	2	25%	8
CANTERFIELD OF CLAY COUNTY		8			8
GOLISANO CHILDREN'S HOSPITAL OF SOUTHWEST FLORIDA		6	2	25%	8
SYNIVERSE WELLNESS CENTER		6	2	25%	8
BRIDGEVIEW CENTER LLC		6	2	25%	8

# COVID-19: testing by laboratory

Data through Dec 2, 2020 verified as of Dec 3, 2020 at 09:25 AM

Data in this report are provisional and subject to change.

The numbers in the table below represent the number of Florida and non-Florida residents for whom test results were received by the Department of Health. A person can be tested by more than one laboratory and can have both positive and negative results. **Therefore, the sum of the numbers in each column will be larger than the total number of people tested.**

Reporting lab	Inconclusive	Negative	Positive	Percent positive	Total
INNOVATIVE RESEARCH OF WEST FLORIDA		6	2	25%	8
MOSOLF PEDIATRICS			8	100%	8
RICHMOND UNIVERSITY MEDICAL CENTER		7	1	13%	8
HEALTHMARK REGIONAL HOSPITAL LAB		4	4	50%	8
ANY LAB TEST NOW INC			8	100%	8
X-GENE MOLECULAR LABS		1	7	88%	8
GROWING TOGETHER PEDIATRICS, LLC		7	1	13%	8
JUST FOR KIDS PEDIATRICS		2	6	75%	8
FHCP-ORANGE CITY			8	100%	8
GRAND OAKS OF PALM CITY LLC		8			8
KIVA AT CANTERBURY			8	100%	8
JFK MEDICAL CENTER NORTH LAB		1	7	88%	8
STATEN ISLAND UNIVERSITY HOSPITAL SEGUINE AVE		8			8
PORT ST LUCIE HOSPITAL		5	3	38%	8
OHIO CVS STORES, LLC DBA		8			8
HERNANDO ENDOSCOPY AND SURGERY CENTER		6	2	25%	8
LIFE CARE CITRUS COUNTY			8	100%	8
PATEL MEDICAL VENTURES		7	1	13%	8
MERCY MEDICAL URGENT CARE CENTER INC		2	6	75%	8
CIAN DIAGNOSTICS			8	100%	8
TOWERS HOME CARE		8			8
JX REF LAB			8	100%	8
ADVENT HEALTH - FOUR CORNERS ER		8			8
NEMOURS CHILDREN'S URGENT CARE, ORLANDO - WATERFORD LAKES			8	100%	8
SEA PINES REHABILITATION HOSPITAL		8			8
EXECUTIVE MEDICAL SERVICES		8			8
HARBORCHASE OF DR PHILLIPS		7	1	13%	8
ROBERT WOOD JOHNSON HOSPITAL		7	1	13%	8
HEALTHCARE NOW			8	100%	8
SAMARITAN MEDICAL CENTER		8			8
MONTEFIORE ST LUKE'S CORNWALL HOSPITAL		7	1	13%	8
DOCTOR'S IN HOUSE LAB			8	100%	8
MEDEXPRESS URGENT CARE PALM BEACH GARDENS			7	100%	7
METROPOLITAN HOSPITAL CENTER		6	1	14%	7
NORTHSHORE UNIVERSITY HEALTHSYSTEM EVANSTON HOSPITAL LAB			7	100%	7
HEALTH CARE LABORATORY SERVICES		1	6	86%	7
MEDRITE MEDICAL CARE, PC		1	6	86%	7
UNIVERSITY OF WASHINGTON MEDICAL CENTER			7	100%	7
PALM BAY HOSPITAL CLINICAL LABORATORY			7	100%	7
EAR NOSE & THROAT ASSOCIATES OF MANATEE PA		7			7
FAMILY AND INTERNAL MEDICINE AT AVALON PARK		5	2	29%	7
OPIS COQUINA CENTER		7			7
ALACHUA			7	100%	7
MD PLUS URGENT CARE, LLC			7	100%	7
BARTON PARKER OD PC		7			7
FLORIDA CLINICAL LAB			7	100%	7

# COVID-19: testing by laboratory

Data through Dec 2, 2020 verified as of Dec 3, 2020 at 09:25 AM

Data in this report are provisional and subject to change.

The numbers in the table below represent the number of Florida and non-Florida residents for whom test results were received by the Department of Health. A person can be tested by more than one laboratory and can have both positive and negative results. **Therefore, the sum of the numbers in each column will be larger than the total number of people tested.**

Reporting lab	Inconclusive	Negative	Positive	Percent positive	Total
EMERGENCY MEDICAL CENTER		2	5	71%	7
LIFE CARE CENTER OF PORT ST. LUCIE		4	3	43%	7
ROBERT H JENKINS JR VETERANS' DOMICILIARY HOME OF		7			7
EMERITUS AT NAPLES	1	6			7
AVENTURA HOSPITAL AND MEDICAL CENTER			7	100%	7
DORAL URGENT CARE			7	100%	7
MACKOUL PEDIATRICS FORT MYERS			7	100%	7
BIOREFERENCE LABORATORIES INC		2	5	71%	7
OSPREY VILLAGE AT AMELIA ISLAND LTD		7			7
ONEIDA HEALTHCARE CENTER		7			7
PROHEALTH CARE ASSOCIATES MOBILE		5	2	29%	7
ALLEGRO - TAMPA	1	4	2	29%	7
MONTEFIORE NYACK HOSPITAL AFFILIATED LABORATORY		7			7
MD NOW MEDICAL CENTERS INC			7	100%	7
TRUE HEALTH DIAGNOSTICS		1	6	86%	7
BAPTIST MEMORIAL HEALTH CARE		7			7
MOLECULAR PATHOLOGY LABORATORY			7	100%	7
DIAGNOSTIC CLINIC		6	1	14%	7
SOUTH NASSAU COMMUNITIES HOSPITAL		5	2	29%	7
SURGOINSVILLE PHARMACY		7			7
MEDEXPRESS URGENT CARE - JAX ATLANTIC BLVD			7	100%	7
Ocoee Health Care Center		7			7
HEALTH NETWORK LABORATORIES		6	1	14%	7
BAPTIST PEDIATRICS		6	1	14%	7
MIAMI CLINICAL RESEARCH CORP			7	100%	7
WEINBERG VILLAGE		7			7
JOHNS HOPKINS MEDICAL LABORATORIES		1	6	86%	7
RAINBOW PEDIATRIC CENTER		1	6	86%	7
AVON PARK PEDIATRICS			7	100%	7
STEWART MEDICAL GROUP INC			7	100%	7
OHIO STATE UNIVERSITY MEDICAL CENTER			7	100%	7
Rosewood Healthcare and Rehabilitation Center		5	2	29%	7
NEUROINTERNATIONAL SARASOTA		6	1	14%	7
WELLMED AT PORT ST LUCIE WEST		6	1	14%	7
BAPTIST PRIMARY CARE PONTE VEDRA		4	3	43%	7
ADVANCED DIAGNOSTIC LABORATORY			7	100%	7
THE PALACE AT HOMESTEAD		7			7
AUBURN COMMUNITY HOSPITAL		6	1	14%	7
CARENOW URGENT CARE-MADISON		7			7
HEARTLAND PEDIATRICS OF LAKE PLACID			7	100%	7
LAKEVIEW HEALTH SYSTEMS			7	100%	7
THE MARY IMOGENE BASSETT HOSPITAL		7			7
LEPE'S HOUSE			7	100%	7
ARCHBOLD MEMORIAL HOSPITAL/LAB		3	4	57%	7
VETERANS AFFAIRS MEDICAL CENTER - OUTPATIENT			7	100%	7
HOLY GARDEN ALF, INC.		7			7

# COVID-19: testing by laboratory

Data through Dec 2, 2020 verified as of Dec 3, 2020 at 09:25 AM

Data in this report are provisional and subject to change.

The numbers in the table below represent the number of Florida and non-Florida residents for whom test results were received by the Department of Health. A person can be tested by more than one laboratory and can have both positive and negative results. **Therefore, the sum of the numbers in each column will be larger than the total number of people tested.**

Reporting lab	Inconclusive	Negative	Positive	Percent positive	Total
PROFESSIONAL PEDIATRICS		7			7
QUE		4	3	43%	7
DEPARTMENT OF HEALTH- CITRUS COUNTY			7	100%	7
NOVANT HEALTH INPATIENT CARE		2	5	71%	7
MINUTECLINIC DIAGNOSTIC		7			7
FLORIDA CENTER FOR DERMATOLOGY LABORATORY			7	100%	7
SCHOOL OF PHARMACY AND PHARMACEUTICAL		7			7
VIRTUA VOORHEES HOSPITAL		5	2	29%	7
HOWARD BEACH URGENT CARE		7			7
HUNTINGTON VILLAGE URGENT CARE		7			7
HIALEAH HOSPITAL RESPIRATORY DEPT			7	100%	7
FLORIDA HOSPITAL KISSIMMEE		4	3	43%	7
GULF COAST MEDICAL GROUP		2	5	71%	7
GENESIS		4	3	43%	7
LEE COUNTY HEALTH DEPARTMENT		4	3	43%	7
BIOTECH CLINICAL LABORATORIES, INC.			7	100%	7
SUPERIOR RESIDENCES OF PANAMA CITY BEACH		6	1	14%	7
RIVER OAKS TREATMENT CENTER			7	100%	7
MEDLABS DIAGNOSTICS		7			7
DOCTOR'S IN-HOUSE LAB/COMMUNITY HEALTH CENTERS OF PINELLAS -PINELLAS P			7	100%	7
INTERMOUNTAIN CENTRAL LAB		1	6	86%	7
CARENOW URGENT CARE-BRENTWOOD		5	2	29%	7
DOH-TAMPA BRANCH LABORATORY (MLK BLVD)		3	4	57%	7
MIDMICHIGAN MEDICAL CENTER			7	100%	7
MARIANNA HEALTH AND REHABILITATION CENTER		6			6
COLLEGE POINT URGENT CARE		6			6
SONORA QUEST LABORATORIES			6	100%	6
ADVENTHEALTH MEDICAL GROUP		6			6
PEDIATRICS OF CENTRAL FLORIDA		4	2	33%	6
Wiregrass Rehabilitation Center and Nursing Home		6			6
COASTAL SKIN SURGERY AND DERMATOLOGY		3	3	50%	6
GENETIC TECHNOLOGICAL INNOVATIONS			6	100%	6
ENIGMA DIAGNOSTIC, INC.			6	100%	6
FLORIDA WOMAN CARE LABORATORY			6	100%	6
UNILAB		2	4	67%	6
PROHEALTH MED		1	5	83%	6
MONROE COUNTY HOSPITAL		4	2	33%	6
SOUTHCOR LABORATORY		2	4	67%	6
MERCY HEALTH-MUSKEGON		5	1	17%	6
Life Care Center at Inverrary		6			6
PALM BEACH PEDIATRICS			6	100%	6
AARK LABORATORY		6			6
THE VILLAGES REGIONAL HOSPITAL FREESTANDING		3	3	50%	6
LAWTON CHILES HEALTH CENTER		1	5	83%	6
BUCHELE DENTAL PA DBA CLERMONT FAMILY DENTISTRY		6			6
JUPITER MEDICAL CENTER			6	100%	6



# COVID-19: testing by laboratory

Data through Dec 2, 2020 verified as of Dec 3, 2020 at 09:25 AM

Data in this report are provisional and subject to change.

The numbers in the table below represent the number of Florida and non-Florida residents for whom test results were received by the Department of Health. A person can be tested by more than one laboratory and can have both positive and negative results. **Therefore, the sum of the numbers in each column will be larger than the total number of people tested.**

Reporting lab	Inconclusive	Negative	Positive	Percent positive	Total
HORIZON MEDICAL GROUP		5	1	17%	6
WYOMING COUNTY COMMUNITY HOSPITAL LABORATORY		6			6
JERSEY SHORE MEDICAL CENTER		6			6
PERSONAL PEDIATRICS PA		5	1	17%	6
ETHOS LABORATORIES		6			6
GRACE REHABILITATION CENTER OF VERO BEACH		4	2	33%	6
CAPITAL HEALTH PLAN LABORATORIES			6	100%	6
CAREWELL 301 - WARWICK			6	100%	6
ALCOVE ASSISTED LIVING FACILITY		6			6
LAB UNKNOW		6			6
CARENOW URGENT CARE-SOUTHLAKE			6	100%	6
SEMINOLE TRIBE OF FLORIDA		4	2	33%	6
THE TERRACE AT IVY ACRES ALF		6			6
APOLLO HEALTH & REHABILITATION		2	4	67%	6
TEXAS DEPARTMENT OF STATE HEALTH SERVICES		2	4	67%	6
PENN MEDICINE PRINCETON MEDICAL CENTER		6			6
NORTHWEST FLORIDA SLEEP			6	100%	6
PATHGROUP LABS, LLC		4	2	33%	6
DARDEN WELLNESS CENTER		5	1	17%	6
ISLAND COAST PEDIATRICS IN-HOUSE LAB		6			6
RESEARCH CENTERS OF AMERICA, LLC		5	1	17%	6
ARLINGTON OF NAPLES		6			6
ORANGE BLOSSOM FAMILY HEALTH		6			6
CYPRESS COVE		6			6
RIVERVIEW REGIONAL MEDICAL CENTER		6			6
WESTCHESTER GENERAL HOSPITAL BLOOD GAS LAB			6	100%	6
FLORIDA MEDICAL SPECIALISTS		2	4	67%	6
BAPTIST HEALTH			6	100%	6
MEADOWCREST MOLECULAR DIAGNOSTICS, LLC			6	100%	6
LUMADOC HEALTH		4	2	33%	6
COASTAL INTERNAL MEDICINE		6			6
PALMETTO HEALTH ALLIANCE		3	3	50%	6
CRESTVIEW URGENT CARE			6	100%	6
GENTRY PARK ORLANDO ASSISTED LIVING		6			6
VALLEY IMMEDIATE CARE		5	1	17%	6
BETH ISRAEL DEACONESS MEDICAL CENTER			6	100%	6
Northwell Lab		2	4	67%	6
UNIVERSITY HOSPITAL UC HEALTH		6			6
FLORIDA DEPARTMENT OF HEALTH IN CALHOUN COUNTY		5	1	17%	6
TENNESSEE DEPARTMENT OF HEALTH (TDH) - CENTRAL LABORATORY			6	100%	6
WILDLIGHT LAB			6	100%	6
ST LUKES ROOSEVELT LABORATORY		6			6
SAMARITAN HOSPITAL LABORATORY		6			6
TEXAS MEDCLINIC			6	100%	6
JACKSON CLINIC PA,THE		3	3	50%	6
VALENCIA HOUSE ALF		6			6

# COVID-19: testing by laboratory

Data through Dec 2, 2020 verified as of Dec 3, 2020 at 09:25 AM

Data in this report are provisional and subject to change.

The numbers in the table below represent the number of Florida and non-Florida residents for whom test results were received by the Department of Health. A person can be tested by more than one laboratory and can have both positive and negative results. **Therefore, the sum of the numbers in each column will be larger than the total number of people tested.**

Reporting lab	Inconclusive	Negative	Positive	Percent positive	Total
BAYCARE ALLIANT HOSPITAL			6	100%	6
TIMBER CREEK PEDIATRICS		6			6
SOUTH CAROLINA DEPARTMENT OF HEALTH			6	100%	6
WATSON HEALTHCARE		5	1	17%	6
THOMAS JEFFERSON UNIVERSITY HOSPITAL		4	2	33%	6
PUBLIC HEALTH LAB		6			6
BOCA VIPEDIATRICS			6	100%	6
TAMIAMI LAB MILLENIUM			6	100%	6
MD BEAUTY LABS, PA		6			6
WATAUGA MEDICAL CENTER		4	2	33%	6
EAR NOSE AND THROAT ASSOCIATES OF MANATEE, P.A.		6			6
BRIDGEWAY HEALTH CLINICS INC			6	100%	6
CLEARWATER STATMED QUICK QUALITY CLINICS			6	100%	6
Nspire Health Care Kendall		5	1	17%	6
MEDICATION ROOMS-CSU/CI NURSE STATION		6			6
THE COLLIER AT NAPLES		6			6
STUART REHABILITATION AND HEALTHCARE		2	4	67%	6
BARNETT PARK			6	100%	6
PUBLIC SQUARE PHARMACY LLC		6			6
NEW YORK PRESBYTERIAN - LOWER MANHATTAN		6			6
BROOKDALE PANAMA CITY		5	1	17%	6
DOH JACKSONVILLE CENTRAL LABORATORY		3	3	50%	6
DOCTORS CLINICAL LABORATORY, INC		5	1	17%	6
CARROLL GARDENS URGENT CARE		6			6
FIRST CHOICE PEDIATRICS INC		5	1	17%	6
SAINT PETER'S UNIVERSITY HOSPITAL		6			6
FREEDOM INN AT TARPON SPRINGS		6			6
LUXOR SCIENTIFIC LLC			5	100%	5
VASCONCELLO COHEN MD PA		4	1	20%	5
WADSWORTH CENTER - DAVID AXELROD INSTITUTE		5			5
BEACON AT GULF BREEZE, THE		5			5
UPMC HEALTH SYSTEM		4	1	20%	5
CONCENTRA			5	100%	5
BETHESDA COMMUNITY HEALTH CENTER			5	100%	5
MINUTECLINIC MINUTECLINIC #8746		5			5
JOE DIMAGGIO CHILDREN'S HOSPITAL		1	4	80%	5
BROWARD COUNTY HEALTH DEPT.			5	100%	5
DEBARY HEALTH AND REHABILITATION CENTER		5			5
MINUTECLINIC, LLC, DBA MINUTECLINIC #2544		5			5
COMMUNITY HEALTH OF SOUTH FLORIDA			5	100%	5
PRECISION DIAGNOSTICS INC - NJ		5			5
HOSPICE OF MARTIN & ST LUCIE, INC		5			5
MANATEE PEDIATRICS			5	100%	5
MAIMONIDES MEDICAL CENTER		4	1	20%	5
BROOKDALE FORT MYERS CYPRESS LAKE		5			5
MINUTECLINIC DIAGNOSTIC OF PA, LLC (1036)		4	1	20%	5

# COVID-19: testing by laboratory

Data through Dec 2, 2020 verified as of Dec 3, 2020 at 09:25 AM

Data in this report are provisional and subject to change.

The numbers in the table below represent the number of Florida and non-Florida residents for whom test results were received by the Department of Health. A person can be tested by more than one laboratory and can have both positive and negative results. **Therefore, the sum of the numbers in each column will be larger than the total number of people tested.**

Reporting lab	Inconclusive	Negative	Positive	Percent positive	Total
ST JOHNS BIOMEDICAL LAB		5			5
MARTHA'S HOUSE & ASSISTED LIVING FACILITY		5			5
NELSON BIOLOGICAL			5	100%	5
NORTHERN DUTCHESS HOSPITAL LABORATORY		5			5
MINUTECLINIC DIAGNOSTIC OF PENNSYLVANIA, LLD #1545		5			5
CVS MINUTE CLINIC DIAGNOSTIC OF NORTH CAROL		5			5
JOSEPH SCHENKER MD PC DBA CENTERS URGENT		3	2	40%	5
NORTHWESTERN MEMORIAL HOSPITAL			5	100%	5
NORTHPORT MEDICAL CENTER LAB		5			5
MOUNT SINAI BROOKLYN LABORATORY		4	1	20%	5
THE UNIVERSITY OF VERMONT MEDICAL CENTER		4	1	20%	5
PEDIATRICS OF ALTAMONTE		5			5
AEL KNOXVILLE			5	100%	5
MAXHEALTH		4	1	20%	5
BAYSHORE LABORATORY		4	1	20%	5
PRINCETON VILLAGE□		3	2	40%	5
WEST		2	3	60%	5
OCALA OAKS REHABILITATION CENTER		4	1	20%	5
MONTEFIORE MEDICAL CENTER LABORATORIES - NORTH		5			5
PATHLINE			5	100%	5
HEALTHPARK MEDICAL CENTER ABG LAB		5			5
PEDIATRICS OF CENTRAL FLORIDA – POINCIANA		3	2	40%	5
CVS MINUTE CLINIC, LLC		3	2	40%	5
PARAMOUNT WALK-IN CLINIC		1	4	80%	5
GOOD SAMARITAN SOCIETY OF DAYTONA		5			5
MONTEFIORE MEDICAL CENTER LABORATORIES - WEILER		4	1	20%	5
GLEN FALLS HOSPITAL DEPARTMENT OF PATHOLOGY		5			5
FLORIDA HOSPITAL LAKE MARY		5			5
CRESTWOOD MEDICAL CENTER		4	1	20%	5
Mt Sinai Aventura			5	100%	5
RESOLVE MOLECULAR DIAGNOSTICS		5			5
FREEDOM SQUARE NURSING CENTER□			5	100%	5
PEDIATRIC HEALTH CARE ALLIANCE, PA			5	100%	5
INN AT ASTON GARDENS, THE		4	1	20%	5
BIOTECH			5	100%	5
WELLMED AT LAKE COPELAND		2	3	60%	5
RIVER CITY PRIMARY AND URGENT CARE			5	100%	5
COMMUNITY MEDICAL CARE CENTER INC			5	100%	5
EDWARD J HEALEY REHAB & NURSING CENTER		5			5
CLEVELAND CLINIC MARTIN HEALTH NURSING & RESTORATIVE		5			5
ÁZALEA HEALTH		2	3	60%	5
ST VINCENT'S CHILTON		4	1	20%	5
COOPER HOSPITAL/UNIVERSITY MEDICAL		5			5
NORTHWEST FLORIDA ENT, PA		3	2	40%	5
OMNICARE PHARMACY OFTEXAS 1, LP DBA OMNICARE		5			5
EXPRESS FAMILY CARE LLC			5	100%	5

# COVID-19: testing by laboratory

Data through Dec 2, 2020 verified as of Dec 3, 2020 at 09:25 AM

Data in this report are provisional and subject to change.

The numbers in the table below represent the number of Florida and non-Florida residents for whom test results were received by the Department of Health. A person can be tested by more than one laboratory and can have both positive and negative results. **Therefore, the sum of the numbers in each column will be larger than the total number of people tested.**

Reporting lab	Inconclusive	Negative	Positive	Percent positive	Total
VIERA MANOR ASSISTED LIVING RESIDENCE		5			5
BROOKDALE OVIEDO		5			5
MANATEE COUNTY JAIL		4	1	20%	5
LAKEVIEW HEALTH CARE SYSTEMS		1	4	80%	5
CVS PHARMACY #8800		5			5
DIEGO FALLON MD PA		3	2	40%	5
STEWART ROCKLEDGE HOSPITAL			5	100%	5
FINLAY		1	4	80%	5
WIREGRASS CLINIC LLC		3	2	40%	5
BROOKDALE CLERMONT			5	100%	5
ST CHARLES HOSPITAL LABORATORY		5			5
ELLIS HOSPITAL LABORATORY		5			5
URGENT CARE OF LONGWOOD			5	100%	5
CENTRA CARE POINCIANA			5	100%	5
MALCOM RANDALL DEPT OF VAMC			5	100%	5
MC DIAGNOSTIC OF CONNECTICUT, PC #1960		5			5
ECLRS		2	3	60%	5
PRECISION LABS LLC		2	3	60%	5
FLORIDA DEPARTMENT OF HEALTH - INVERNESS		3	2	40%	5
CENTREX CLINICAL LABS INC		5			5
INTERNAL MEDICINE SPECIALISTS			5	100%	5
ST JOSEPH WOMENS HOSPITAL			5	100%	5
COMPREHENSIVE CHILDCARE ASSOCIATES		5			5
XRL SXF REF LAB		5			5
PENINSULA CARE AND REHABILITATION CENTER			5	100%	5
PRECISION HEALTH SOLUTIONS		2	3	60%	5
ALEXANDER NININGER STATE VETERANS		5			5
MEDICAL CENTER OF BLOUNTSTOWN			5	100%	5
CAMPBELL URGENT CARE			5	100%	5
NORTH FLORIDA PEDIATRICS JASPER			5	100%	5
WEST PACIFIC MEDICAL LABORATORY			5	100%	5
WOODHULL MEDICAL AND MENTAL HEALTH CTR		5			5
PRIME CARE ONE LLC/HARBORCHASE OF VENICE			5	100%	5
HILLSBOROUGH COUNTY HEALTH DEPARTMENT			5	100%	5
NIGHT OWL PEDIATRICS URGENT CARE			5	100%	5
CHILDREN'S HOSPITAL OF PHILADELPHIA		5			5
BEACH HOUSE		5			5
MERCY COLLEGE HEALTH OFFICE		5			5
Wesley Place on Honeysuckle		5			5
ARDEN COURTS OF FORT MYERS		5			5
FRANCES WARDE MEDICAL LABORATORY		2	3	60%	5
BAYA URGENT CARE LLC		1	4	80%	5
MAINSTREET FAMILY CARE			5	100%	5
BAPTIST HEALTH - TOWN CENTER			5	100%	5
TANNER MEDICAL CENTER EAST AL		5			5
PALMS REHABILITATION AND HEALTHCARE CENTER		3	2	40%	5

# COVID-19: testing by laboratory

Data through Dec 2, 2020 verified as of Dec 3, 2020 at 09:25 AM

Data in this report are provisional and subject to change.

The numbers in the table below represent the number of Florida and non-Florida residents for whom test results were received by the Department of Health. A person can be tested by more than one laboratory and can have both positive and negative results. **Therefore, the sum of the numbers in each column will be larger than the total number of people tested.**

Reporting lab	Inconclusive	Negative	Positive	Percent positive	Total
PEDIATRIC URGENT HEALTH CARE			5	100%	5
BAY PINES MEDICAL ASSOCIATES		1	4	80%	5
ORLANDO HEALTH PHYSICIAN ASSOCIATES		4	1	20%	5
NOT INDICATED		1	4	80%	5
THE CLINIC PREMISE HEALTH			5	100%	5
GUTHRIE MEDICAL GROUP LABORATORIES		5			5
ARIZONA DEPARTMENT OF HEALTH SERVICES			5	100%	5
UT SOUTHWESTERN MEDICAL CENTER			5	100%	5
CARE HERE			4	100%	4
ELITE MEDICAL CENTER			4	100%	4
CITYMD		1	3	75%	4
LANE PEDIATRICS PA			4	100%	4
HOLIDAY MEDICAL ASSOCIATES		1	3	75%	4
EXPRESS DOCS LLC			4	100%	4
ORMOND MEDICAL ARTS		3	1	25%	4
OPTUMCARE FLORIDA LLC		1	3	75%	4
TRINITY MEDICAL ASSOCIATES LLC			4	100%	4
LAFAYETTE NURSING AND REHABILITATION CENTER		4			4
MD ANDERSON			4	100%	4
LONG ISLAND JEWISH FOREST HILLS HOSPITAL		4			4
EPIC REFERENCE LABS INC			4	100%	4
REHABILITATION CENTER OF WINTER PARK,THE			4	100%	4
BIO-TECH CLINICAL LABORATORIES			4	100%	4
OKLAHOMA STATE UNIVERSITY DIAGNOSTIC LAB			4	100%	4
PENNSYLVANIA DEPARTMENT OF HEALTH BUREAU OF LABORATORIES			4	100%	4
PALM BEACH COUNTY HEALTH DEPARTMENT LABORATORY			4	100%	4
ADVENT HEALTH - DELTONA ER		1	3	75%	4
PEDIATRIC HEALTHCARE ALLIANCE			4	100%	4
FIFTH AVENUE PEDIATRICS		3	1	25%	4
FLORIDA HEART AND VASCULAR			4	100%	4
ACCENT PHYSICIAN SPECIALISTS PA		4			4
CELAL GUROL ERBAY, MD			4	100%	4
OMNICARE PHARMACY OF TEXAS 1		4			4
CVS MINUTE CLINIC DIAGNOSTIC MED GRP OF CA		4			4
PALM BEACH CANCER INSTITUTE			4	100%	4
BROOKDALE JENSEN BEACH		4			4
FLORIDA CANCER SPECIALISTS AND RESEARCH		2	2	50%	4
BARBARA O'REILLY MD PA		4			4
PASSPORT HEALTH			4	100%	4
MORTON PLANT HOSPITAL NURSING			4	100%	4
MENORAH HOUSE		4			4
FLORIDA HOSPITAL ALTAMONTE		2	2	50%	4
Salerno Bay Health & Rehabilitation Center		4			4
SHARP MEMORIAL HOSPITAL MICROBIOLOGY DEPT			4	100%	4
CENTER ONE SURGERY CENTER		3	1	25%	4
FLORIDA MEDICAL CLINIC - MULTI SPECIALTY CAMPUS		1	3	75%	4

# COVID-19: testing by laboratory

Data through Dec 2, 2020 verified as of Dec 3, 2020 at 09:25 AM

Data in this report are provisional and subject to change.

The numbers in the table below represent the number of Florida and non-Florida residents for whom test results were received by the Department of Health. A person can be tested by more than one laboratory and can have both positive and negative results. **Therefore, the sum of the numbers in each column will be larger than the total number of people tested.**

Reporting lab	Inconclusive	Negative	Positive	Percent positive	Total
SIGNATURE CARE EMERGENCY CENTER		2	2	50%	4
TRIDENT BIOMETRICS		3	1	25%	4
BENDERSON FAMILY SKILLED NURSING AND		4			4
UW MEDICINE VIROLOGY LAB			4	100%	4
DAVID POSNACK JEWISH DAY SCHOOL		4			4
LYNMOORE,THE		4			4
CAPE COD HOSPITAL			4	100%	4
Walker BaptistMedCtr		3	1	25%	4
CARENOW URGENT CARE-GREEN HILLS		4			4
UNION CITY MANOR NURSING CENTER		4			4
DTR LABS		3	1	25%	4
FCHC (OB)-DARWIN SQUARE CTR.			4	100%	4
EGL GENETICS DIAGNOSTICS			4	100%	4
KANSAS DEPARTMENT OF HEALTH		2	2	50%	4
OSWEGO HOSPITAL LABORATORY		4			4
LABS PLUS LLC		4			4
COVENIENT CARE MEDICAL CLINIC			4	100%	4
ILLINOIS DEPT OF PUBLIC HEALTH LAB - SPRINGFIELD			4	100%	4
CLEARWATER PEDIATRIC CARE			4	100%	4
LABCORP UNSPECIFIED		4			4
DOLPHIN POINTE HEALTH CARE LLC			4	100%	4
CARENOW URGENT CARE - WINTER SPRINGS		3	1	25%	4
PREMIER MEDICAL ASSOCIATES		4			4
PALM HARBOR DERMATOLOGY		4			4
PM PEDIATRICS OF SELDEN		3	1	25%	4
DYNACARE LABORATORIES			4	100%	4
NAPLES CHILDREN'S URGENT CARE		4			4
MISSOURI DEPARTMENT OF HEALTH AND SENIOR SERVICES			4	100%	4
GEORGE SAFRAN MD PC		4			4
MOOSEHAVEN HEALTH CENTER		1	3	75%	4
L3HARRIS FAMILY MEDICAL CENTER			4	100%	4
CVS MINUTE CLINIC DIAGNOSTIC OF TEXAS, LLC		4			4
GENESIS DERMATOLOGY		4			4
NORTHBROOK CENTER FOR		4			4
ADVENTHEALTH EXPRESS CARE AT			4	100%	4
JACKSON COUNTY HEALTH DEPARTMENT			4	100%	4
LIFE'S SPECIAL MOMENTS INC		4			4
WYOMING PUBLIC HEALTH LAB			4	100%	4
COMPUNET CLINICAL LAB			4	100%	4
NOVANT HEALTH UVA		1	3	75%	4
VERMONT DEPARTMENT OF HEALTH		1	3	75%	4
CHAMPLAIN VALLEY PHYSICIANS HOSPITAL		3	1	25%	4
SOUTHEASTERN PEDIATRIC ASSOCIATES			4	100%	4
Surrey Place Healthcare and Rehabilitation		4			4
EDEN AT CRESTVIEW			4	100%	4
NEWPATH DIAGNOSTICS		4			4

# COVID-19: testing by laboratory

Data through Dec 2, 2020 verified as of Dec 3, 2020 at 09:25 AM

Data in this report are provisional and subject to change.

The numbers in the table below represent the number of Florida and non-Florida residents for whom test results were received by the Department of Health. A person can be tested by more than one laboratory and can have both positive and negative results. **Therefore, the sum of the numbers in each column will be larger than the total number of people tested.**

Reporting lab	Inconclusive	Negative	Positive	Percent positive	Total
SUMTER PEDIATRICS		4			4
HELIX KH UC			4	100%	4
MARION AND BERNARD L SAMSON NURSING CENTER			4	100%	4
FLORIDA DEPARTMENT OF HEALTH IN TAYLOR COUNTY		2	2	50%	4
VITAL CARE URGENT CARE			4	100%	4
Westminster Manor		3	1	25%	4
YAZJI PEDIATRIC CARE LLC DBA TUKA PEDIATRICS			4	100%	4
MIAMI CANCER INSTITUTE			4	100%	4
CINNAMON COVE ALF		4			4
CHILDREN'S MEDICAL GROUP		4			4
BRADENTON PHYSICIANS MEDICAL CENTER			4	100%	4
SOUTHEASTERN REGIONAL MEDICAL CENTER			4	100%	4
SOUTHWESTERN REGIONAL MEDICAL CENTER - TULSA		4			4
OSPREY LODGE		4			4
MEDEXPRESS URGENT CARE BOCA RATON			4	100%	4
GOOD SAMARITAN SOCIETY OF DELAND		1	3	75%	4
OCOEE PEDIATRICS		4			4
FOUNTAINVIEW BY FIVE STAR QUALITY CARE		4			4
UNIVERSITY OF CHICAGO MEDICAL CENTER LAB			4	100%	4
THE DOCTORS CENTER HEALTHCARE-SOUTHSIDE		1	3	75%	4
FORT HAMILTON URGENT CARE		4			4
FISHERMEN'S HOSPITAL			4	100%	4
LORI MCAULIFFE MD PA			4	100%	4
BIOTEST PLASMA CENTER		4			4
PASSPORT HEALTH OF TAMPA BAY		4			4
GNT ASSOCIATES		3	1	25%	4
DOCS URGENT CARE		1	3	75%	4
GENUS DIAGNOSTICS			4	100%	4
CORNERSTONE MEDICAL CARE OF BRANDON PL		4			4
SARASOTA - ROBERT L TAYLOR COMMUNITY CENTER			4	100%	4
CITRUS COUNTY HEALTH DEPARTMENT		3	1	25%	4
FLORIDA ATLANTIC UNIVERSITY STUDENT HEALTH			4	100%	4
CLEVELAND TENNESSEE HOSPITAL COMPANY		4			4
COPELAND MEDICAL CLINIC		3	1	25%	4
Millennium Nursing & Rehab Center		4			4
UF HEALTH			4	100%	4
Sunset Lake Health and Rehabilitation Center		4			4
SONIC REFERENCE LABORATORY			4	100%	4
M&V SAN JOSE MEDICAL CENTER			4	100%	4
MINIMALLY INVASIVE VASCULAR INC		4			4
BENEVA LAKES HEALTHCARE & REHAB CENTER			4	100%	4
BAYLOR ESOTERIC AND MOLECULAR LAB			4	100%	4
GENEVA GENERAL HOSPITAL LABORATORY		3	1	25%	4
FHMG_FM AND IM AVALON PARK		1	3	75%	4
BAYCARE MEDICAL GROUP INC			4	100%	4
IRL MARKET LAB			4	100%	4

# COVID-19: testing by laboratory

Data through Dec 2, 2020 verified as of Dec 3, 2020 at 09:25 AM

Data in this report are provisional and subject to change.

The numbers in the table below represent the number of Florida and non-Florida residents for whom test results were received by the Department of Health. A person can be tested by more than one laboratory and can have both positive and negative results. **Therefore, the sum of the numbers in each column will be larger than the total number of people tested.**

Reporting lab	Inconclusive	Negative	Positive	Percent positive	Total
CHILDREN'S HEALTHCARE OF ATLANTA/EGLESTON		4			4
INTERMARKET FACILITY			4	100%	4
PANCARE HEALTH YOUNGSTOWN			4	100%	4
IU HEALTH PATHOLOGY			4	100%	4
CELERION			4	100%	4
Belleair Healthcare Center		3	1	25%	4
MARSHALL MEDICAL CENTER SOUTH LAB		3	1	25%	4
HOLMES REG MED CENTER CLINICAL LAB			4	100%	4
AHC Decatur County		4			4
ADVENT HEALTH CENTRA CARE - ORANGE LAKE		1	3	75%	4
BELVEDERE COMMONS OF FORT WALTON BEACH		4			4
CVS MINUTE CLINIC DIAGNOSTIC OF TEXAS,LLC		3	1	25%	4
CARENOW URGENT CARE - EAST NASHVILLE		4			4
DEPT OF VA MEDICAL CENTER - BAY PINES		1	3	75%	4
NEW HAMPSHIRE DEPARTMENT OF HEALTH AND HUMAN SERVICES		3	1	25%	4
ATMORE NURSING CENTER		3	1	25%	4
EXPRESS TESTING-ONE			4	100%	4
SANFORD SOUTH UNIVERSITY		4			4
WOLFF CTR FOR CHILD & ADOLESCENT HEALTH PLLC,THE		2	2	50%	4
DOTHAN PEDIATRIC CLINIC			4	100%	4
STEWART MELBOURNE HOSPITAL			4	100%	4
NEMOURS CHILDREN'S PRIMARY CARE VERO BEACH			4	100%	4
WAKEMED		1	3	75%	4
SIGNATURE CARE MONTROSE		2	2	50%	4
ALBIBI		1	3	75%	4
MEDEXPRESS PORT CHARLOTTE			4	100%	4
DAVITA DIALYSIS		4			4
AHEC CLINIC		1	3	75%	4
DIAGNOSTECHS		4			4
FHCP - ORMOND BEACH			4	100%	4
RADIOLOGY ASSOCIATES OF VENICE AND ENGLEWOOD		4			4
MINUTECLINIC DIAGNOSTIC OF HAWAII LLC		4			4
APEX HOME HEALTH CARE		4			4
REDMED OF CROSSTOWN		1	3	75%	4
FAMILY MEDICAL CARE OF PALM BEACH			4	100%	4
COLUMBIA MEMORIAL HOSPITAL LABORATORY		4			4
ENGLEWOOD HOSPITAL AND MEDICAL CENTER		1	3	75%	4
CONCENTRA URGENT CARE		1	3	75%	4
ELTINGVILLE CIRCLE URGENT CARE		4			4
FAMILY MEDICINE OF WESTON LLC			4	100%	4
INFECTION CONTROL/ EMPHEALTH		3	1	25%	4
MEDICAL CENTER AT OCEAN REEF		1	3	75%	4
MEADOWCREST FAMILY PHYSICIANS PA			4	100%	4
MEMORIAL HEALTH CARE SYSTEMS			4	100%	4
PROFESSIONAL PARK PEDIATRICS PA			4	100%	4
CAREWELL 202			4	100%	4



# COVID-19: testing by laboratory

Data through Dec 2, 2020 verified as of Dec 3, 2020 at 09:25 AM

Data in this report are provisional and subject to change.

The numbers in the table below represent the number of Florida and non-Florida residents for whom test results were received by the Department of Health. A person can be tested by more than one laboratory and can have both positive and negative results. **Therefore, the sum of the numbers in each column will be larger than the total number of people tested.**

Reporting lab	Inconclusive	Negative	Positive	Percent positive	Total
DESOTO HEALTH AND REHAB LLC		2	2	50%	4
MINUTECLINIC, LLC #03965		4			4
ACCESS PHARMACY		4			4
BAY STREET PHARMACY☐		4			4
PERDIDO URGENT CARE			3	100%	3
NOVARI CARE LLC		3			3
FLORIDA ENDOSCOPY & SURGERY CTR LLC		3			3
WATSON THERAPEUTICS		1	2	67%	3
CORTLAND REGIONAL MEDICAL CENTER		3			3
FLORIDA DEPARTMENT OF HEALTH IN MIAMI DADE COUNTY		2	1	33%	3
CAMPAZZI CONCIERGE MEDICAL SERVICES		2	1	33%	3
DEPARTMENT OF PATHOLOGY ROME MEMORIAL		3			3
BRADENTON PHYSICIAN MEDICAL CENTER			3	100%	3
RED MOUNTAIN DIAGNOSTICS		3			3
BOCA RATON REHABILITATION CENTER			3	100%	3
CAPE CORAL URGENT CARE		2	1	33%	3
MD NOW URGENT CARE - DELRAY WEST			3	100%	3
SOFTLAB			3	100%	3
MEDFUSION		2	1	33%	3
CVS HEALTH, #3396		3			3
CITIZENS BAPTIST MEDICAL CENTERS LAB		3			3
LAFAYETTE NURSING AND REHAB			3	100%	3
MULBERRY CARE CENTER			3	100%	3
BELLIN HEALTH LAB		1	2	67%	3
MINUTECLINIC, LLC, DBA MINUTECLINIC #6106		2	1	33%	3
LEXINGTON MEDICAL CENTER		1	2	67%	3
KEY WEST URGENT CARE, INC		3			3
THONOTOSASSA COMMUNITY HEALTH CENTER			3	100%	3
CARL R DARNALL ARMY MEDICAL CENTER			3	100%	3
State Lab Unspecifd			3	100%	3
PUBLIC HEALTH TRUST OF MIAMI DADE COUNTY			3	100%	3
SJH			3	100%	3
UNC HOSPITAL/MCLENDON CLINICAL LABORATORIES			3	100%	3
GARCIA MORALES NELSON			3	100%	3
AVANTE AT MT DORA		1	2	67%	3
ELITE PRIMARY CARE OF WAYCROSS			3	100%	3
TIFTON CARECONNECT URGENT CARE			3	100%	3
GONZALEZ MD AND ASWAD MD HEALTH SERVICES			3	100%	3
YORK HOSPITAL - LABORATORY			3	100%	3
JOHN T MATHER MEMORIAL HOSPITAL LABORATORY		3			3
MPG JACKSONVILLE ATLANTIC BLVD		1	2	67%	3
URGENT TEAM - MUSCLE SHOALS		3			3
SSM HEALTH ST LOUIS MICROBIOLOGY LABORATORY		1	2	67%	3
US SPECIALTY LABS			3	100%	3
SURETOX LABORATORY LLC		2	1	33%	3
CAREWELL URGENT CARE			3	100%	3

# COVID-19: testing by laboratory

Data through Dec 2, 2020 verified as of Dec 3, 2020 at 09:25 AM

Data in this report are provisional and subject to change.

The numbers in the table below represent the number of Florida and non-Florida residents for whom test results were received by the Department of Health. A person can be tested by more than one laboratory and can have both positive and negative results. **Therefore, the sum of the numbers in each column will be larger than the total number of people tested.**

Reporting lab	Inconclusive	Negative	Positive	Percent positive	Total
MCR HEALTH LAWTON CHILES ADMINISTRATION STE A		1	2	67%	3
NORTH BROWARD HOSPITAL DISTRICT HEALTHCARE FOR THE HOMELESS			3	100%	3
GREATER MOBILE URGENT CARE - SPRINGHILL			3	100%	3
PEDIATRICS BY THE SEA JOG RD OFFICE			3	100%	3
NAVARRE GARDENS		3			3
COLLIER HMA PHYSICIAN MANAGEMENT, LLC			3	100%	3
GRACE WELLNESS CENTER		2	1	33%	3
BAPTIST OUTPATIENT SERVICES			3	100%	3
MADISON COUNTY HEALTH DEPARTMENT		3			3
SIGNATURE CARE PFLUGERVILLE			3	100%	3
VIERA PEDIATRICS			3	100%	3
THOMAS LANGLEY			3	100%	3
VAIL VALLEY MEDICAL CENTER			3	100%	3
MOULTRIE CREEK NURSING AND REHAB			3	100%	3
IGENEX INC		3			3
URGENT DOC - URGENT CARE CLINIC			3	100%	3
INTELEX LABS, LLC		3			3
PEACEHEALTH LABORATORIES		2	1	33%	3
ARCPPOINT LABS OF ST PETERSBURG		1	2	67%	3
RHEA MEDICAL CENTER		3			3
SOUTHERN OCEAN MEDICAL CENTER		3			3
GEORGIA DEPARTMENT OF PUBLIC HEALTH			3	100%	3
SEA LEVEL LABS			3	100%	3
BROOKDALE BRANDON		3			3
MID FLORIDA PATHOLOGY LLC		3			3
SANDGATE GARDENS REHAB & NURSING CENTER		2	1	33%	3
PINELLAS PARK HEALTH CENTER - PINELLAS CHD		1	2	67%	3
UT MEMPHIS UNIVERSITY HEALTH SERVICES			3	100%	3
TARRANT COUNTY PUBLIC HEALTH		3			3
MARION PEDIATRICS PA		3			3
LEE CONVENIENT CARE AT SUMMERLIN			3	100%	3
MONTANA DEPARTMENT OF PUBLIC HEALTH & HUMAN SERVICES			3	100%	3
EAST BANK HOSPITAL - UNIVERSITY OF MINNESOTA MEDICAL CENTER			3	100%	3
URGENT CARE - OCONEE		2	1	33%	3
ORANGE PARK PEDIATRIC ASSOCIATES			3	100%	3
GROVES CENTER			3	100%	3
REGIONAL MEDICAL LAB			3	100%	3
NORTHWEST FLORIDA CLINICAL LAB		1	2	67%	3
AVANTE INVERNESS		1	2	67%	3
HEALTHCARE NETWORK OF SOUTHWEST FLORIDA			3	100%	3
PALM BEACH CDH - DELRAY BEACH			3	100%	3
CROSSVILLE MEDICAL GROUP		1	2	67%	3
VIBRANT AMERICA		3			3
BETH ISRAEL MEDICAL CENTER LABS		3			3
UNIVERSITY OF MIAMI MILLER SCHOOL OF MEDICINE			3	100%	3
ISLAND LAKE CENTER			3	100%	3

# COVID-19: testing by laboratory

Data through Dec 2, 2020 verified as of Dec 3, 2020 at 09:25 AM

Data in this report are provisional and subject to change.

The numbers in the table below represent the number of Florida and non-Florida residents for whom test results were received by the Department of Health. A person can be tested by more than one laboratory and can have both positive and negative results. **Therefore, the sum of the numbers in each column will be larger than the total number of people tested.**

Reporting lab	Inconclusive	Negative	Positive	Percent positive	Total
SANFORD MOBILE LAB			3	100%	3
COVENANT PEDIATRICS		1	2	67%	3
BAPTIST PRIMARY CARE, INC.		2	1	33%	3
PUTNAM HOSPITAL CENTER LABORATORY		3			3
FLORIDA CLINICAL LABORATORY - BIOREFERENCE LABORATORIES		2	1	33%	3
MAYO		1	2	67%	3
GARDENS HEALTH NH LLC		3			3
PRISMA HEALTH MIDLANDS			3	100%	3
FLORIDA MENTOR		3			3
UCF STUDENT HEALTH SERVICES LABORATORY			3	100%	3
ONSLow MEMORIAL HOSPITAL LABORATORY		3			3
PR HEALTH			3	100%	3
UNILAB OF DADE INC			3	100%	3
ASSISTED LIVING OF BROWARD		3			3
BEEBE MEDICAL CENTER LABORATORY		3			3
VIERA HOSPITAL, INC			3	100%	3
JACKSON SOUTH COMMUNITY HOSPITAL LAB			3	100%	3
NEWSTAR MEDICAL LABORATORIES		3			3
QUATRACOR PLLC		3			3
DEACONESS HOSPITAL			3	100%	3
ANN STORCK CENTER INC		3			3
BARONESS ERLANGER HOSPITAL		3			3
BOND AND STEELE CLINIC, PA		2	1	33%	3
RELIANT ACUTE CARE			3	100%	3
SENTARA NORFOLK GENERAL HOSPITAL CENTRAL LAB			3	100%	3
FLORIDA MEDICAL CLINIC IM MLK		3			3
Nashville Central Laboratory		3			3
TAMPA		1	2	67%	3
SONATA BOYNTON BEACH		2	1	33%	3
MUNSON MEDICAL CENTER			3	100%	3
BAYLOR GENETICS		2	1	33%	3
ASPEN VALLEY HOSPITAL			3	100%	3
MED LABS DIAGNOSTICS		3			3
ADVENTHEALTH MEDICAL GROUP PEDIATRIC & ADOLESCENT		3			3
AVOW HOSPICE INC		3			3
ACE BIOMEDICAL LABS LLC			3	100%	3
MINUTE CLINIC LLC			3	100%	3
NORTH SHORE HEMATOLOGY-ONCOLOGY ASSOCIATES, PC		3			3
ILLINOIS DEPARTMENT OF PUBLIC HEALTH			3	100%	3
TENDER CARE ALF		3			3
FLORIDA CANCER SPECIALISTS & RESEARCH INSTITUTE		2	1	33%	3
TRUE HEALTH - LAKE UNDERHILL		3			3
GREENVILLE MEMORIAL HOSPITAL LAB			3	100%	3
ACCESS HEALTH CARE		2	1	33%	3
CAPTAIN JAMES A. LOVELL FEDERAL HEALTHCARE CENTER			3	100%	3
BRISTOL AT TAMPA, THE		3			3

# COVID-19: testing by laboratory

Data through Dec 2, 2020 verified as of Dec 3, 2020 at 09:25 AM

Data in this report are provisional and subject to change.

The numbers in the table below represent the number of Florida and non-Florida residents for whom test results were received by the Department of Health. A person can be tested by more than one laboratory and can have both positive and negative results. **Therefore, the sum of the numbers in each column will be larger than the total number of people tested.**

Reporting lab	Inconclusive	Negative	Positive	Percent positive	Total
NORTHSIDE HOSPITAL		2	1	33%	3
PARRISH MEDICAL CENTER-WAIVED TESTING		3			3
FAMILY MEDICINE AT HUNTERS CREEK		3			3
NOVANT HEALTH PRESBYTERIAN		2	1	33%	3
LAKE GIBSON VILLAGE, LLC		3			3
BAPTIST PRIMARY BLACK CREEK SOUTH			3	100%	3
MIDDLETOWN MEDICAL P C			3	100%	3
GYN PATH SERVICES			3	100%	3
BIRMINGHAM VAMC		1	2	67%	3
FLORIDA MENTOR-POINT WEST CLUSTER		3			3
PRIMECARE		2	1	33%	3
MOBILE DOC FL, LLC		3			3
Bainbridge Health and Rehab		3			3
NIGHT LITE PEDIATRICS CENTER		1	2	67%	3
NORTH NAPLES HOSPITAL RESPIRATORY THERAPY DEPARTMENT			3	100%	3
CHARLOTTE CHD PORT CHARLOTTE		2	1	33%	3
BOROPARK URGENT CARE		3			3
PREMIER FAMILY AND SPORTS MEDICINE		2	1	33%	3
MARSHFIELD LABORATORIES			3	100%	3
COURTYARD GARDENS OF JUPITER		3			3
CORTLAND COUNTY HEALTH DEPARTMENT		3			3
EXETER HOSPITAL		3			3
MAIMONIDES-SHALOM ACADEMY, INC		3			3
MARYLAND STATE DEPT OF HEALTH	2		1	33%	3
LAHEY CLINIC MEDICAL CENTER			3	100%	3
SUPERIOR RESIDENCES AT CALA HILLS		3			3
CTRS			3	100%	3
PATHOLOGY REFERENCE LAB LLC			3	100%	3
VICAR'S LANDING NURSING HOME		2	1	33%	3
PATIENT FIRST - ALLENTOWN			3	100%	3
BETTERMED URGENT CARE			3	100%	3
MINUTECLINIC DIAGNOSTIC OF NEW JERSEY, LLC # 7069		3			3
NORTHERN LIGHT LABORATORY		1	2	67%	3
WINDER NURSING INC DBA WINDER HEALTH CARE		3			3
VELOCITY CARE			3	100%	3
HELIX MEDICAL CENTERS		1	2	67%	3
VIRGINIA DIVISION OF CONSOLIDATED LABORATORIES			3	100%	3
ADVENT HEALTH - WESTCHASE ER			3	100%	3
ADVANCED EMURGENT CARE		2	1	33%	3
THE CLINIC OF PEDIATRICS & GI MEDICINE, INC			3	100%	3
BRENTWOOD SENIOR LIVING AT ST PETE			3	100%	3
MINUTECLINIC, LLC #05038		3			3
IOWA DEPARTMENT OF PUBLIC HEALTH			3	100%	3
LCS SANDHILL COVE LLC DBA		3			3
CONSULATE HEATH CARE AT WEST ALTAMONTE			3	100%	3
VIDANT MEDICAL CENTER			3	100%	3

# COVID-19: testing by laboratory

Data through Dec 2, 2020 verified as of Dec 3, 2020 at 09:25 AM

Data in this report are provisional and subject to change.

The numbers in the table below represent the number of Florida and non-Florida residents for whom test results were received by the Department of Health. A person can be tested by more than one laboratory and can have both positive and negative results. **Therefore, the sum of the numbers in each column will be larger than the total number of people tested.**

Reporting lab	Inconclusive	Negative	Positive	Percent positive	Total
BAY BREEZE HEALTH AND REHABILITATION CENTER		3			3
DACH MAIN LAB			3	100%	3
West Gate Village, LLC		3			3
WALK IN URGENT CARE			3	100%	3
NORTH SHORE HOSP. INFECTION CONTROL			3	100%	3
MONTANA PUBLIC HEALTH LAB			3	100%	3
PALMS WEST HOSPITAL			3	100%	3
WINDSOR OF LAKEWOOD RANCH,THE		3			3
TARPON SPRINGS PEDIATRICS, LLC			3	100%	3
WESLEY CHAPEL INTERNAL MEDICINE AND PEDIATRICS			3	100%	3
MANORCARE NURSING & REHABILITATION CENTER-NAPLES		3			3
REELFOOT FAMILY WALK IN CLINIC		2	1	33%	3
JOSEF SCHENKER MD PC		3			3
ORLANDO REGIONAL HEALTH SERVICES		1	2	67%	3
PBC PREMIER FAMILY HEALTH			3	100%	3
VILLAGES HEALTH, THE		3			3
LEWIS COUNTY MANOR		3			3
THE LODGE AND REHABILITATION CENTER		3			3
FAMILY MEDICINE AT WATERMAN		3			3
COMMUNITY MEDICAL AND DENTAL CARE INC		3			3
MIZELL MEMORIAL HOSPITAL			3	100%	3
MINUTECLINIC DIAGNOSTIC OF NORTH CAROLINA PC		3			3
MEDICAL CENTER AFFILIATES WEST PALM			3	100%	3
KETTERING HEALTH			3	100%	3
WILLIAM A HINTON STATE LABORATORY INSTITUTE		1	2	67%	3
HILLVIEW LABORATORY			3	100%	3
ABSOLUTE HEALTH		3			3
ALLIANCE LABS @LRMC			3	100%	3
ST LUKES HOSPITAL LABORATORY		2	1	33%	3
BOND CLINIC DR ELDEEB		1	2	67%	3
DICKSON MEDICAL ASSOCIATES PC PATH LAB		3			3
CARESPOT-WELLINGTON			3	100%	3
TUFTS MEDICAL CENTER			3	100%	3
CONSOLIDATED LABORATORY SERVICES			3	100%	3
ADVENT HEALTH - TIMBERRIDGE ER		2	1	33%	3
NOT GIVEN		1	2	67%	3
COASTAL FAMILY PRACTICE		1	2	67%	3
SCIENTIFIC LABORATORY DIVISION			3	100%	3
EAST HILL MEDICAL GROUP		2	1	33%	3
ALABAMA DEPARTMENT OF PUBLIC HEALTH		1	2	67%	3
PANCARE HEALTH - BONIFAY K-8			3	100%	3
MID FLORIDA CLINICAL LABORATORY		2	1	33%	3
Heartland Health Care Center North Sarasota		1	2	67%	3
CULLMAN REGIONAL URGENT CARE		2	1	33%	3
PPD - IXLAYER		3			3
CGH MEDICAL CENTER			3	100%	3

# COVID-19: testing by laboratory

Data through Dec 2, 2020 verified as of Dec 3, 2020 at 09:25 AM

Data in this report are provisional and subject to change.

The numbers in the table below represent the number of Florida and non-Florida residents for whom test results were received by the Department of Health. A person can be tested by more than one laboratory and can have both positive and negative results. **Therefore, the sum of the numbers in each column will be larger than the total number of people tested.**

Reporting lab	Inconclusive	Negative	Positive	Percent positive	Total
NORTHEAST ALABAMA REGIONAL MEDICAL CENTER		2	1	33%	3
MIRIMUS INC		1	2	67%	3
SPRING LAKE REHABILITATION CENTER			3	100%	3
CHILDRENS MEDICAL CENTER			3	100%	3
INDIANA STATE DEPARTMENT OF HEALTH		1	2	67%	3
NYC PUBLIC HEALTH LABS			3	100%	3
HAWTHORNE INN OF LAKELAND		3			3
HELIX LW UC		1	2	67%	3
PRORENATA LABS		1	2	67%	3
SONATA DELRAY BEACH		2	1	33%	3
ASHTON PLACE		3			3
FLORIDA LABORATORY ANALYSIS, LLC			3	100%	3
OPENTRONS PRL		2	1	33%	3
ALLIANCE FOR MULTISPECIALTY RESEARCH		3			3
ADRIANA M CASTRO MD PA		3			3
ERIE COUNTY PUBLIC HEALTH CLINICAL		3			3
GRACE MEDICAL HOME		2	1	33%	3
MARION COUNTY FIRE RESCUE		3			3
TNC WALK IN CLINIC		1	2	67%	3
MEDICAL CENTER ENTERPRISE			3	100%	3
NEMOURS CHILDREN'S URGENT CARE			2	100%	2
MINUTE CLINIC			2	100%	2
SOUTHEAST GEORGIA HEALTH SYSTEM			2	100%	2
FLORIDA MEDICAL CL ODOM TPA			2	100%	2
ST LUKES HOSPITAL			2	100%	2
BNC Medical Investors, LLC Berrien Nursing & Rehabilitation Center		2			2
SPECTRUM HEALTH			2	100%	2
WOMENS CARE FLORIDA LLC-LABORATORY		2			2
SOUTH FLORIDA FAMILY HEALTH & RESEARCH CTR			2	100%	2
TARPON BAYOU CENTER			2	100%	2
BMC/JACSONVILLE		1	1	50%	2
CDRX INFUSION			2	100%	2
PHYSICIANS LABORATORY SERVICES			2	100%	2
JULIE STAATS DO		2			2
INA		1	1	50%	2
NATIONWIDE LABORATORY SERVICES		1	1	50%	2
MD NOW URGENT CARE CENTER INC.			2	100%	2
KINGS BAY PEDIATRICS LLC			2	100%	2
ADVANCED RESEARCH FOR HEALTH IMPROVEMENT		1	1	50%	2
ADVENTHEALTH EXPRESS CARE AT WALGREENS			2	100%	2
VALLEY BAPTIST MEDICAL CENTER: BROWNSVILLE			2	100%	2
FLORIDA HOSPITAL PHYSICIAN GROUP		1	1	50%	2
UC CORAL GABLES			2	100%	2
JOHNSON CITY MEDICAL CENTER		1	1	50%	2
STEWART MELBOURNE HOSPITAL, INC			2	100%	2
PALMETTO FAMILY HEALTH CENTER			2	100%	2

# COVID-19: testing by laboratory

Data through Dec 2, 2020 verified as of Dec 3, 2020 at 09:25 AM

Data in this report are provisional and subject to change.

The numbers in the table below represent the number of Florida and non-Florida residents for whom test results were received by the Department of Health. A person can be tested by more than one laboratory and can have both positive and negative results. **Therefore, the sum of the numbers in each column will be larger than the total number of people tested.**

Reporting lab	Inconclusive	Negative	Positive	Percent positive	Total
MAIN STREET MEDICAL CENTERS		2			2
MOBILE COUNTY HEALTH DEPARTMENT		1	1	50%	2
FLORIDA CLINICAL LABORATORY INC			2	100%	2
BERNHARDT LABORATORIES			2	100%	2
RIVERVIEW MEDICAL CLINIC		2			2
CLINICA HISPANIA			2	100%	2
FLORIDA KEYS PED & ADOLES CTR			2	100%	2
YORKVILLE PEDIATRIC URGENT CARE		2			2
EXPRESSCARE URGENT CARE CENTER			2	100%	2
CROSS CITY REHABILITATION AND HEALTH CARE CENTER		2			2
ADVENTIST HINSDALE HOSPITAL LABORATORY			2	100%	2
MINUTE CLINIC DIAGNOSTIC OF PENNSYLVANIA		2			2
BROOKDALE ORANGE PARK		2			2
AMERICAN SCIENTIFIC LABORATORIES LLC			2	100%	2
NOVA SOUTHEASTERN UNIVERSITY - STUDENT MEDICAL CTR			2	100%	2
VIRTUA MEMORIAL HOSPITAL BURLINGTON COUNTY			2	100%	2
FIRST CHOICE MEDICAL PC			2	100%	2
PHYSICIANS MEDICAL CENTER		2			2
BAYLOR COLLEGE OF MEDICINE			2	100%	2
AUSTIN REGIONAL CLINIC MICROBIOLOGY LAB			2	100%	2
University Center East			2	100%	2
MONTEFIORE MEDICAL CENTER LABS MONTEFIORE		1	1	50%	2
VENICE GREEN VILLAGE		2			2
TIEHH BIOTERRORISM RESPONSE LAB			2	100%	2
ASCENSION ST MICHAEL'S HOSPITAL LAB		1	1	50%	2
LIFE CARE CENTER OF PALM BAY		2			2
GALEN BAYLOR EXTENSION		2			2
APOLLO SURGERY CENTER			2	100%	2
SWEETWATER NURSING CENTER		2			2
RAPID CITY RUGENT CARE			2	100%	2
ADVICE FOR OPTIMAL WELLNESS, INC			2	100%	2
JOHN D. ARCHBOLD MEM. HOSPITAL			2	100%	2
UNITED MEMORIAL MEDICAL CENTER			2	100%	2
CVS MINUTE CLINIC DIAGNOSTIC OF KANSAS, PA		2			2
FLORIDA PRIMARY & SPECIALTY CARE		2			2
LEESBURG COMMUNITY HEALTH CENTERS			2	100%	2
KINGS COUNTY HOSPITAL CENTER			2	100%	2
UNIVERSITY HOSPITAL OF BROOKLYN		2			2
PM PEDIATRICS OF BAYSIDE, PLLC - MANHASSET		2			2
CHEROKEE COUNTY HEALTH AND REHAB CENTER		2			2
CRUC CMCH-COVID-19		2			2
YOUTH AND YOU, INC		2			2
HOSPICE OF THE TREASURE COAST		1	1	50%	2
ESTATES MEDICAL CENTER INC			2	100%	2
FOUNTAINS OF HOPE LLC, THE		2			2
SPRING HILL REGIONAL HOSPITAL			2	100%	2

# COVID-19: testing by laboratory

Data through Dec 2, 2020 verified as of Dec 3, 2020 at 09:25 AM

Data in this report are provisional and subject to change.

The numbers in the table below represent the number of Florida and non-Florida residents for whom test results were received by the Department of Health. A person can be tested by more than one laboratory and can have both positive and negative results. **Therefore, the sum of the numbers in each column will be larger than the total number of people tested.**

Reporting lab	Inconclusive	Negative	Positive	Percent positive	Total
MEMORIAL SLOAN KETTERING CANCER CENTER		1	1	50%	2
MINUTECLINIC DIAGNOSTIC OF NORTH CAROLINA PC #7054		2			2
BAYSTATE MEDICAL CENTER		1	1	50%	2
MEDSTAR HARBOR HOSPITAL			2	100%	2
LAKE NONA PEDIATRICS IN ASSOCIATION WITH NEMOURS		2			2
RAINY LAKE MEDICAL CENTER			2	100%	2
LEGACY LABORATORY SERVICES			2	100%	2
PREMIER LABORATORY SERVICES, LLC			2	100%	2
DALLAS MEDICAL CENTER			2	100%	2
WYOMING DEPT OF HEALTH			2	100%	2
MERCY HEALTH LAB		1	1	50%	2
PACIFICA SENIOR LIVING OCALA		2			2
The Care Center at Pinellas Park		2			2
PEDIATRICS AND ADOLESCENT MEDICINE		2			2
MINUTECLINIC DIAGNOSTIC OF TEXAS		2			2
ADVANCED MEDICAL CARE			2	100%	2
INTERNAL MEDICINE ASSOCIATES-DUNELLON			2	100%	2
VIGILANT HEALTHCARE		1	1	50%	2
ASSOCIATES MD CYPRESS CREEK			2	100%	2
CONSULATE HEALTH CARE		1	1	50%	2
PTC LABORATORIES			2	100%	2
87TH MEDICAL GROUP - MCGUIRE AMBULATORY CARE FACILITY		2			2
HEALTHWORKS MED GROUP OF FLORIDA PA		2			2
GULF COAST REGIONAL MEDICAL CARE		2			2
NEBRASKA MEDICAL CENTER			2	100%	2
CALHOUN COUNTY HEALTH DEPT		2			2
Enterprise Health and Rehabilitation Center		2			2
UK HEALTHCARE			2	100%	2
HCR MANOR CARE SERVICES OF FLORIDA III INC		2			2
IN AND OUT URGENT CARE			2	100%	2
JUPITER INTERNAL MEDICINE AND ASSOCIATES			2	100%	2
BELVEDERE COMMONS OF SUN CITY CENTER		2			2
VAULT HEALTH			2	100%	2
INSPIRED LIVING AT PALM BAY		2			2
AFFORDABLE PRIMARY CARE LLC		2			2
ORLANDO FAMILY MEDICAL INC		2			2
PEACEHEALTH CENTRAL		2			2
INTEGRITY CLINICAL RESEARCH CENTER INC		1	1	50%	2
STUDENT HEALTH SERVICES			2	100%	2
PM PEDIATRICS OF BAYSIDE PLLC - HOPEWELL JUNCTION		2			2
ALVERNO CLINICAL LABORATORIES			2	100%	2
BAY COUNTY HEALTH DEPARTMENT		2			2
RELIANT IMMUNE DIAGNOSTICS			2	100%	2
PEDIATRIC HEALTH CARE (3577)		1	1	50%	2
TREASURE COAST MEDICAL ASSOCIATES INC			2	100%	2
CROSSROADS			2	100%	2



# COVID-19: testing by laboratory

Data through Dec 2, 2020 verified as of Dec 3, 2020 at 09:25 AM

Data in this report are provisional and subject to change.

The numbers in the table below represent the number of Florida and non-Florida residents for whom test results were received by the Department of Health. A person can be tested by more than one laboratory and can have both positive and negative results. **Therefore, the sum of the numbers in each column will be larger than the total number of people tested.**

Reporting lab	Inconclusive	Negative	Positive	Percent positive	Total
LAKELAND HILLS CENTER		1	1	50%	2
TERRACE AT HOBE SOUND, THE		1	1	50%	2
BIOHEALTH MEDICAL LAB INC			2	100%	2
SHORE MEDICAL CENTER		2			2
PIEDMONT HOSPITAL LAB			2	100%	2
BENSONHURST URGENT CARE		2			2
MEMORIAL HERMANN CONSOLIDATED LABORATORY SERVICES			2	100%	2
JOSEF SCHENKER MD PC DBA CENTERS URGENT		1	1	50%	2
SPECTRA LABS		1	1	50%	2
TENNESSEE DEPARTMENT OF HEALTH (TDH) - REGIONAL LABORATORY			2	100%	2
LIFE CARE HOME HEALTH SERVICES LLC			2	100%	2
SARASOTA MEMORIAL MEDICAL URGENT CARE CENTER			2	100%	2
CHAPPEL GROUP RESEARCH, THE		2			2
INSPIRIT SENIOR LIVING			2	100%	2
CURATIVE CARE CENTER INC			2	100%	2
FAMILY CARE			2	100%	2
SKIPPACK MEDICAL LAB			2	100%	2
AVANTE AT OCALA INC			2	100%	2
NAVAL MEDICAL CENTER SAN DIEGO			2	100%	2
PALM MEDICAL CENTER - PLANT CITY		2			2
TRICORE REFERENCE LABORATORY		1	1	50%	2
SCDHEC BUREAU OF LABORATORIES			2	100%	2
FL DEPT OF HEALTH MARION COUNTY MOBILE HEALTH UNIT			2	100%	2
MADISON HOSPITAL LABORATORY			2	100%	2
CUMBERLAND MEDICAL CENTER INC		2			2
ARKANSAS DEPARTMENT OF HEALTH			2	100%	2
DEPARTMENT OF HEALTH AND HUMAN SERVICES DIVISION OF BEHAVIORAL HEALTH		1	1	50%	2
Lakeview Village		2			2
LIFT HEALTH		2			2
SHANDS AT LAKE SHORE LAB			2	100%	2
BROOKDALE SENIOR LIVING			2	100%	2
GREENLEAF ALF		2			2
ADVANCED URGENT CARE LLC			2	100%	2
ATLAS GENOMICS			2	100%	2
Lakeside Oaks Care Center			2	100%	2
SUNNYSIDE MANOR		2			2
SCIENTIA DIAGNOSTICS			2	100%	2
COASTAL MEDICAL LAB			2	100%	2
DMC UNIVERSITY LABORATORIES		1	1	50%	2
CELEBRATION PEDIATRICS PA			2	100%	2
IMIC INC RESEARCH			2	100%	2
ORLANDO ORTHOPAEDIC OUTPATIENT SURGERY CENTER			2	100%	2
REGIONS HOSPITAL LABORATORY			2	100%	2
MEDICINE SHOPPE #1306 THE		1	1	50%	2
The Ponce Therapy Care Center		2			2
IMA MEDICAL CENTER		2			2

# COVID-19: testing by laboratory

Data through Dec 2, 2020 verified as of Dec 3, 2020 at 09:25 AM

Data in this report are provisional and subject to change.

The numbers in the table below represent the number of Florida and non-Florida residents for whom test results were received by the Department of Health. A person can be tested by more than one laboratory and can have both positive and negative results. **Therefore, the sum of the numbers in each column will be larger than the total number of people tested.**

Reporting lab	Inconclusive	Negative	Positive	Percent positive	Total
STARR COUNTY MEMORIAL HOSPITAL			2	100%	2
COL CROSSROAD		1	1	50%	2
OKLAHOMA STATE DEPARTMENT OF HEALTH-PUBLIC HEALTH LABORATORY			2	100%	2
FLORIDA HOSPITAL APOPKA		1	1	50%	2
LAKE MARY HEALTH AND REHABILITATION CENTER		1	1	50%	2
MINUTECLINIC, LLC #03268		2			2
CVS MINUTE CLINIC DIAGNOSTIC OF TEXAS		2			2
HAWAII DEPARTMENT OF HEALTH			2	100%	2
DANIEL M LIBBY MD PLLC		2			2
PROFESSIONAL URGENT CARE SERVICES		1	1	50%	2
MAILBOX DIAGNOSTICS		1	1	50%	2
MINUTE CLINIC LLC #5706		1	1	50%	2
NEW BRIDGE MEDICAL CENTER		2			2
THE PALMS REHABILITATION AND HEALTHCARE CENTER		2			2
JEFFERSON COUNTY HEALTH DEPARTMENT-MONTICELLO		2			2
VILLA HEALTH NH LLC			2	100%	2
NATIONAL JEWISH HEALTH			2	100%	2
SUMNER REGIONAL MEDICAL CENTER		2			2
ST. CLOUD PHARMACY AND WELLNESS CENTER		2			2
TRUE HEALTH INC			2	100%	2
PALOS COMMUNITY HOSPITAL LABORATORY			2	100%	2
EASTLAKE MEDICAL CENTER		2			2
TELEVISIT PALM BAY FAMILY PRACTICE			2	100%	2
VALDOSTA FAMILY MEDICINE			2	100%	2
ADVENTHEALTH EAST ORLANDO EMPLOYEE CLINIC		2			2
Okeechobee Health Care Facility		2			2
MARCO ISLAND HOSPITAL INC D/B/A		1	1	50%	2
FLORIDA MEDICAL CLINIC -INTERNAL MED DADE CITY			2	100%	2
CEDARS-SINAI MEDICAL CENTER			2	100%	2
URGENT CARE & FAMILY PRACTICE CENTER			2	100%	2
Cleveland Clinic Weston			2	100%	2
MINUTECLINIC DIAGNOSTIC OF OHIO #6192		2			2
Workmens Circle Multicare Center		2			2
MAWD PATHOLOGY GROUP			2	100%	2
FLORIDA HOSPITAL LABORATORIES		2			2
DEPT OF HEALTH			2	100%	2
CARENOW URGENT CARE-DONELSON		2			2
PEPIN ACADEMIES-PASCO		2			2
OURMED		2			2
COMMONS AT ORLANDO LUTHERAN TOWERS SNF			2	100%	2
BRANDYWYNE HEALTH CARE CENTER			2	100%	2
ROANE MEDICAL CENTER		1	1	50%	2
CRESTVIEW IMMEDIATE CARE LL			2	100%	2
BAPTIST HEALTH MEDICAL CENTER			2	100%	2
ALTRU DIAGNOSTICS INC			2	100%	2
ACL LABORATORIES INDUSTRIAL TOXICOLOGY			2	100%	2

# COVID-19: testing by laboratory

Data through Dec 2, 2020 verified as of Dec 3, 2020 at 09:25 AM

Data in this report are provisional and subject to change.

The numbers in the table below represent the number of Florida and non-Florida residents for whom test results were received by the Department of Health. A person can be tested by more than one laboratory and can have both positive and negative results. **Therefore, the sum of the numbers in each column will be larger than the total number of people tested.**

Reporting lab	Inconclusive	Negative	Positive	Percent positive	Total
RUSH UNIVERSITY MEDICAL CENTER LABORATORY			2	100%	2
SPARROW CENTRAL LAB			2	100%	2
DOTHAN WEST FAMILY MEDICINE		1	1	50%	2
SPRING MANOR ASSISTED LIVING		2			2
COVANCE			2	100%	2
MID-FLORIDA HEMATOLOGY AND ONCOLOGY CENTERS		2			2
FLORIDA COMMUNITY HEALTH CENTERS, INC.			2	100%	2
SANFORD REGIONAL HOSPITAL WORTHINGTON		2			2
UTMB PATHOLOGY CLINICAL SERVICES LABORATORY			2	100%	2
SOUTH DAKOTA DEPARTMENT OF HEALTH		2			2
JRS LABORATORY			2	100%	2
BAYMEADOWS PRIMARY CARE		2			2
SunTerrace Health Care Center		2			2
Broadview Multi-Care Center		2			2
SPRINGS MEDICAL LAB		1	1	50%	2
VANAYER HEALTHCARE AND REHAB CENTER		2			2
THE VILLAGES HEALTH			2	100%	2
FLORENCE - HUNTSVILLE HOSPITAL URGENT CARE		2			2
SACRED HEART HOSPITAL ON THE EMERALD			2	100%	2
CORNERSTONE MEDICAL CARE OF BRANDON		2			2
CULLMAN REGIONAL MEDICAL CENTER		2			2
ADVENT HEALTH - TUSKAWILLA		2			2
PEACE RIVER MEDICAL CENTER		2			2
UNIVERSITY OF MARYLAND MEDICAL CENTER			2	100%	2
MEDICAL CENTER AT OCEAN REEF,THE		2			2
GOLDSTEIN			2	100%	2
RAINBOW PEDIATRIC CENTER PA		1	1	50%	2
URGENT TEAM - HUNTSVILLE		2			2
PALMS, THE		2			2
MINUTE-CLINIC DIAGNOSTIC OF VIRGINIA, LLC #2003		1	1	50%	2
PUTNAM COUNTY EMERGENCY RESCUE SERVICE		2			2
NAVAL BRANCH MEDICAL CLINIC			2	100%	2
REGENCY OAKS HEALTH CENTER		2			2
CORAL REEF NURSING & REHABILITATION CENTER		2			2
ST VINCENT'S ST CLAIR		1	1	50%	2
HEART OF FLORIDA HEALTH CENTER INC			2	100%	2
GRAND VILLA OF MELBOURNE			2	100%	2
ST VINCENTS AMBULATORY CARE INC DBA			2	100%	2
WISCONSIN STATE LABORATORY OF HYGIENE		1	1	50%	2
PRIMARY CARE MEDICINE		1	1	50%	2
ADVANCED PEDIATRICS OF BOCA LLC			2	100%	2
MEMORIAL HERMANN			2	100%	2
NORTH DAKOTA DEPT OF HEALTH MICROBIOLOGY			2	100%	2
CONEMAUGH MEMORIAL MEDICAL CENTER		2			2
SMOKY MOUNTAIN URGENT CARE AND FAMILY MEDICINE CENTER			2	100%	2
VERILY LAB		2			2

# COVID-19: testing by laboratory

Data through Dec 2, 2020 verified as of Dec 3, 2020 at 09:25 AM

Data in this report are provisional and subject to change.

The numbers in the table below represent the number of Florida and non-Florida residents for whom test results were received by the Department of Health. A person can be tested by more than one laboratory and can have both positive and negative results. **Therefore, the sum of the numbers in each column will be larger than the total number of people tested.**

Reporting lab	Inconclusive	Negative	Positive	Percent positive	Total
FAST PACE MEDICAL CLINIC		2			2
SYLVAN NURSING			2	100%	2
CERTIVIA LABORATORIES			2	100%	2
DELCARE PA			2	100%	2
LIFEHOPE LABS			2	100%	2
RUSSELL MEDICAL CENTER		2			2
PLANT CITY PEDIATRICS		2			2
CVS MINUTE CLINIC DIAGNOSTIC OF TEXAS LLC		2			2
SIGNATURE HEALTHCARE OF MIDDLEBURG		2			2
IN & OUT URGENT CARE METAIRIE			2	100%	2
DOCTOR 4 U CLINIC			2	100%	2
Greystone Nursing and Rehab, LLC			2	100%	2
CARENOW-LEBANON		1	1	50%	2
SOUTHWEST ORLANDO FAMILY MEDICINE, PL			2	100%	2
TERRACE OF ST CLOUD, THE		1	1	50%	2
BENTON PEDIATRICS		2			2
PULSE & REMEDY LLC			2	100%	2
JACKSON LABORATORY OF GENOMIC MEDICINE		2			2
ORLANDO LUTHERAN TOWERS		1	1	50%	2
PINELLAS POINT NURSING AND REHAB			2	100%	2
TGH Brandon Healthplex Laboratory			2	100%	2
LAKELAND REGIONAL HEALTH		2			2
TMH EC NORTHEAST LABORATORY			2	100%	2
OHIO DEPARTMENT OF HEALTH LABORATORY		2			2
JUPITER MEDICAL CENTER URGENT CENTER			2	100%	2
INSPIRA MEDICAL CENTER VINELAND LAB		2			2
REMISE OCCUPATIONAL HEALTH SOLUTIONS INC			2	100%	2
NURSING PLUS OF BROWARD LLC		1	1	50%	2
CPL LABS			2	100%	2
BFT LAB			2	100%	2
CARESPOT EXPRESS HEALTHCARE			2	100%	2
AMERICAN MEDICAL LABORATORIES			2	100%	2
FIRST QUALITY LABORATORY			2	100%	2
LOWELL GENERAL HOSPITAL			2	100%	2
FLORIDA DEPARTMENT OF HEALTH WASHINGTON COUNTY		1	1	50%	2
CITRUS PARK			2	100%	2
ARLINGTON DIALYSIS CENTER LLC		2			2
PRECISION DIAGNOSTIC INC		2			2
Hialeah Nursing And Rehabilitation Center			2	100%	2
ADVENTHEALTH CAR CENTER APOPKA			2	100%	2
PHYSICIANS IMMEDIATE CARE AURORA			2	100%	2
FIRST CARE - MIDDLESBORO			2	100%	2
COMMONWEALTH OF MASSACHUSETTS			2	100%	2
PM PEDIATRICS OF BAYSIDE PLLC		2			2
MINUTECLINIC DIAGNOSTIC OF NORTH CAROLINA, PC		1	1	50%	2
ADVICE FOR OPTIMAL WELLNESS			2	100%	2

# COVID-19: testing by laboratory

Data through Dec 2, 2020 verified as of Dec 3, 2020 at 09:25 AM

Data in this report are provisional and subject to change.

The numbers in the table below represent the number of Florida and non-Florida residents for whom test results were received by the Department of Health. A person can be tested by more than one laboratory and can have both positive and negative results. **Therefore, the sum of the numbers in each column will be larger than the total number of people tested.**

Reporting lab	Inconclusive	Negative	Positive	Percent positive	Total
ORANGE COUNTY HEALTH DEPARTMENT		1	1	50%	2
UNIVERSITY OF MISSOURI HEALTH CARE			2	100%	2
Lake Charles Healthcare LLC dba Landmark Lake Charles			2	100%	2
ALLIANCE PEDIATRICS PA			2	100%	2
FLAGLER PROFESSIONAL HEALTH CAE SERVICES INC		2			2
PROPATH			2	100%	2
ANTHEM LAKES LLC		2			2
DRR JMC URGENT CARE DONALD ROSS			2	100%	2
ADVENTHEALTH SEBRING- INFECTION CONTROL DEPARTMENT			2	100%	2
UW HOSPITAL AND CLINICS		1	1	50%	2
BRITO MEDICAL CENTER			2	100%	2
PELICAN LANDING		1	1	50%	2
BERGEN COUNTY SURGICAL AND ENDOSCOPY CENTER		2			2
UT PATH			2	100%	2
MAGNOLIA ADULT, LLC			2	100%	2
NORTHWELL HEALTH			2	100%	2
THE CLUB AT BOYNTON BEACH, LLC			2	100%	2
URGENT MED INC		1	1	50%	2
COMPREHENSIVE CLINICAL RESEARCH, LLC			2	100%	2
ADVANCED URGENT CARE CENTER OF THE UPPER KEYS			2	100%	2
PARADIGM LABORATORIES			2	100%	2
ALLIED PHYSICIANS GROUP PLLC		2			2
SCIENTIFIC LABORATORY COMPANY		2			2
WHOLE FAMILY HEALTH CENTER INC		1	1	50%	2
FLORIDA MEDICAL CLINIC CARDIOLOGY-ZH			2	100%	2
STEWART ST ELIZABETH MEDICAL CENTER			2	100%	2
PALM GARDEN OF ORLANDO		2			2
JOHNNIE RUTH CLARKE LAB			2	100%	2
MAIN STREET MEDICAL CENTER OF CRESTVIEW PA			2	100%	2
LACORP		1	1	50%	2
GENERAL INTERNAL MEDICINE MEDICAL CTR CLINIC		1	1	50%	2
FLORIDA MEDICAL CENTER OF CLEARWATER		2			2
ALAN A SMITH MD LLC		2			2
MINUTE-CLINIC DIAGNOSTIC OF VIRGINIA, LLC #794		2			2
PUBLIC HEALTH LABORATORY	1		1	50%	2
NLC LABS			2	100%	2
UNITY HEALTH AND REHABILITATION CENTER			2	100%	2
CARE 365			2	100%	2
PRINCETON BMC LABORATORY		2			2
HOUSTON HEALTH DEPARTMENT - BUREAU OF LABORATORY SERVICES			2	100%	2
HANOVER ENDOSCOPY CENTER		2			2
ST. JOSEPH REGIONAL MEDICAL CENTER			2	100%	2
SPECIALTY LABORATORIES			2	100%	2
ROCKEFELLER UNIVERSITY CLINICAL GENOMICS LABORATOR		2			2
WALGREENS #05477		2			2
PREMIER MEDICAL LABORATORY			2	100%	2

# COVID-19: testing by laboratory

Data through Dec 2, 2020 verified as of Dec 3, 2020 at 09:25 AM

Data in this report are provisional and subject to change.

The numbers in the table below represent the number of Florida and non-Florida residents for whom test results were received by the Department of Health. A person can be tested by more than one laboratory and can have both positive and negative results. **Therefore, the sum of the numbers in each column will be larger than the total number of people tested.**

Reporting lab	Inconclusive	Negative	Positive	Percent positive	Total
COOK HOSPITAL AND CARE CENTER		1	1	50%	2
UNIVERSITY OF KANSAS MEDICAL CENTER			2	100%	2
RENAISSANCE AT THE TERRACES		2			2
MINUTECLINIC DIAGNOSTIC OF TEXAS, LLC #7435		2			2
RIO PINAR HEALTH CARE			2	100%	2
GINKGO-IXLAYER		2			2
HARTFORD HEALTH SERVICES LLC		2			2
WALGREENS #13605		2			2
MEDFIRST URGENT CARE			2	100%	2
WRIGHTS HEALTH CARE AND REHABILITATION CENTER		2			2
OHIO DEPARTMENT OF HEALTH			2	100%	2
PALM CITY NURSING AND REHAB CENTER			2	100%	2
TALLAHASSEE MEMORIAL HEALTHCARE FAMILY MED RESIDENCY			2	100%	2
THE HOSPITAL OF PROVIDENCE EMERGENCY ROOM			2	100%	2
MOBIL LAB FOR ALL INC		2			2
NOVADX		2			2
Elba Nursing and Rehabilitation Center, LLC		2			2
NORTON HEALTHCARE			2	100%	2
MORRISTOWN MEMORIAL HOSPITAL		2			2
Magnolia Health and Rehab Center			2	100%	2
WEISS PEDIATRIC CARE LLC		2			2
CHESTERFIELD HEALTHCARE GROUP, INC		2			2
EMORY UNIVERSITY HOSPITAL			2	100%	2
DOCTORS HOSPITAL RENAISSANCE			2	100%	2
ORCHID COVE			2	100%	2
FEDERAL CORRECTIONAL INSTITUTION MARIANNA			2	100%	2
TRINITAS REGIONAL MEDICAL CENTER		1	1	50%	2
PINARD HOME HEALTH SERVICES INC			2	100%	2
CENTERPLACE HEALTH, INC			2	100%	2
MC DIAGNOSTIC OF CONNECTICUT PC #459		2			2
ST PETERSBURG PEDIATRICS-EAST BAY			2	100%	2
LEE MEMORIAL HEALTH SYSTEM		2			2
ROSS MEDICAL GROUP			2	100%	2
UT AUSTIN UNIVERSITY HEALTH SERVICES			2	100%	2
KENILWORTH CARE & REHABILITATION CENTER			2	100%	2
JEFFERSON WASHINGTON TOWNSHIP HOSPITAL		2			2
ST BARNABAS HOSPITAL		2			2
CVS MINUTE CLINIC, LLC #22		2			2
STEBEN COUNTY PUBLIC HEALTH		2			2
Robert Cranfield			2	100%	2
MEDICANA NURSING AND REHAB CENTER			2	100%	2
DISCOVERY VILLAGE AT THE FORUM		2			2
WISE HEALTH SYSTEM		1	1	50%	2
MINUTECLINIC DIAGNOSTIC OF PA LLC		2			2
VIRGINIA DEPT OF HEALTH OFFICE OF EPIDEMIOLOGY			2	100%	2
DEKALB MEDICAL CENTER LABORATORY			2	100%	2

# COVID-19: testing by laboratory

Data through Dec 2, 2020 verified as of Dec 3, 2020 at 09:25 AM

Data in this report are provisional and subject to change.

The numbers in the table below represent the number of Florida and non-Florida residents for whom test results were received by the Department of Health. A person can be tested by more than one laboratory and can have both positive and negative results. **Therefore, the sum of the numbers in each column will be larger than the total number of people tested.**

Reporting lab	Inconclusive	Negative	Positive	Percent positive	Total
ADVENTHEALTH MEDICAL GROUP PEDIATRICS AT		1	1	50%	2
TRUE HEALTH- HOFFNER		2			2
ENTRUST IMMEDIATE CARE			2	100%	2
ST. MARY'S MEDICAL CENTER EVANSVILLE, INC			2	100%	2
UNIVERSITY OF MICHIGAN		2			2
MEDICAL CENTER LABORATORY			2	100%	2
SOUTHSIDE FAMILY MEDICAL		2			2
BAPTIST HEALTHCARE - LAKEVIEW CENTER INC		2			2
SINAI PLAZA NURSING AND REHAB CENTER			2	100%	2
SUNCOAST BLOOD BANK			2	100%	2
MORGAN STANLEY HEALTH CENTER		2			2
Fort Gaines Health and Rehab		2			2
LA MER NH LLC			2	100%	2
RIVERWOOD CENTER,THE			2	100%	2
GENETIC ASSAYS INC			2	100%	2
BREVARD HEALTH ALLIANCE INC, THE			2	100%	2
MINUTECLINIC DIAGNOSTIC OF TEXAS, LLC		2			2
PINECREST PEDIATRICS GROUP LLC			2	100%	2
ASCENSION ST VINCENT'S RIVERSIDE			2	100%	2
Fouraker Hills Rehab and Nursing			2	100%	2
NEW YORK STATE DEPARTMENT OF HEALTH		1	1	50%	2
CELEBRATION PEDIATRICS			2	100%	2
UNIVERSITY OF WASHINGTON MEDICAL CENTER (UWMC) EMERGENCY DEPT.			2	100%	2
FHPG FAMILY MEDICAL CENTER OF TAMPA BAY		1	1	50%	2
MONROE COUNTY HEALTH DEPARTMENT			2	100%	2
GEISINGER MEDICAL CENTER		2			2
HOME ACCESS HEALTH			2	100%	2
WHOLE CHILD PEDIATRICS			2	100%	2
Heritage Park Rehabilitation & Healthcare		2			2
ISLAND DOCTORS DAYTONA			2	100%	2
SPRINGFIELD HOSPITAL			1	100%	1
BAPTIST HOSPITAL EAST			1	100%	1
ORLANDO FAMILY PHYSICIANS			1	100%	1
MEDICAL CITY NORTH HILLS			1	100%	1
BIOMAT USA			1	100%	1
ANDREWS INSTITUTE AMBULATORY SURGERY CENTER		1			1
ASCENSION ST VINCENT'S MEDICAL CENTER			1	100%	1
PSL JAX BEACH OPERATIONS LLC			1	100%	1
IDAHO HEALTH DEPARTMENT			1	100%	1
INTERMOUNTAIN MEDICAL CENTER			1	100%	1
MEDEXPRESS - BLOOMIN BRANDS			1	100%	1
SOLARIS HEALTHCARE PLANT CITY		1			1
CLINICAL LABORATORY DEPARTMENT			1	100%	1
PEDIATRIC ASSOCIATES - JACKSONVILLE			1	100%	1
ARNOLD PALMER HOSPITAL LAB POCT		1			1
HANCOCK REGIONAL HOSPITAL		1			1

# COVID-19: testing by laboratory

Data through Dec 2, 2020 verified as of Dec 3, 2020 at 09:25 AM

Data in this report are provisional and subject to change.

The numbers in the table below represent the number of Florida and non-Florida residents for whom test results were received by the Department of Health. A person can be tested by more than one laboratory and can have both positive and negative results. **Therefore, the sum of the numbers in each column will be larger than the total number of people tested.**

Reporting lab	Inconclusive	Negative	Positive	Percent positive	Total
Oakview Manor Health and Rehab		1			1
HELEN HAYES HOSPITAL LABORATORY		1			1
WELLMED AT SOUTH PARSONS			1	100%	1
HIGHLANDS CLINICAL LABORATORY			1	100%	1
LADY LAKE SPECIALTY CARE			1	100%	1
SPECTRUM LUDINGTON			1	100%	1
Harbert Hills Academy Nursing Home		1			1
PALMA CEIA MED GROUP-SWANN		1			1
INNOVATIVE HEALTH DIAGNOSTIC OF CALIFORNIA			1	100%	1
UTAH DEPARTMENT OF HEALTH			1	100%	1
VIERA HEALTH AND REHABILITATION CENTER			1	100%	1
COVID PROCESSING SITE			1	100%	1
SV MOBILE HEALTH			1	100%	1
VANAJA SUREDDI MD PA			1	100%	1
PROFESSIONAL HEALTH EXAMINERS			1	100%	1
MERCYONE DES MOINES MEDICAL CENTER			1	100%	1
PRIME CARE FAMILY MEDICINE			1	100%	1
BAYFRONT HEALTH - CONVENIENT CARE NORTHEAST			1	100%	1
MINUTECLINIC LLC # 3930			1	100%	1
CALIFORNIA PUBLIC HEALTH LABORATORY			1	100%	1
DR. PHILLIPS MEDICAL WELLNESS CENTER			1	100%	1
ADVENTHEALTH MEDICAL GROUP ADULT AND SENIOR HEALTH			1	100%	1
LIGHTHOUSE PEDIATRICS OF NAPLES			1	100%	1
INTERNAL MEDICINE ASSOCIATES PA		1			1
HARDEE COUNTY FIRE RESCUE		1			1
WHITE-WILSON MEDICAL CENTER - FORT WALTON BEACH			1	100%	1
GRAND VILLA OF ALTAMONTE SPRINGS			1	100%	1
GUIDEWELL EMERGENCY MEDICINE DOCTORS LLC			1	100%	1
AFFILIATED LABORATORIES INC			1	100%	1
MEDICAL CENTER OF THE ROCKIES			1	100%	1
UMHC HOLLYWOOD LABORATORY			1	100%	1
LABRADOR PRIMARY CARE CENTER			1	100%	1
WALGREENS #5130			1	100%	1
EAST TENNESSEE STATE UNIVERSITY		1			1
MIDDLEBURG PEDIATRICS			1	100%	1
LSU MEDICAL CENTER			1	100%	1
COBLESKILL REGIONAL HOSPITAL		1			1
MARINA DEL REY HOSPITAL LAB			1	100%	1
CORNERSTONE OF RECOVERY INC		1			1
HEALTHPARK MEDICAL CTR NURSING SVC		1			1
PROGRESSIVE MEDICAL LAB LLC			1	100%	1
ADVENTHEALTH PHYSICIAN GROUP - APPLEWOOD			1	100%	1
CLEVELAND HEARTLAB			1	100%	1
CITRONELLE HEALTH AND REHABILITATION CENTER		1			1
COMPASSION PEDIATRICS			1	100%	1
NORTH SHORE HEMATOLOGY-ONCOLOGY ASSOCIATES PC		1			1



# COVID-19: testing by laboratory

Data through Dec 2, 2020 verified as of Dec 3, 2020 at 09:25 AM

Data in this report are provisional and subject to change.

The numbers in the table below represent the number of Florida and non-Florida residents for whom test results were received by the Department of Health. A person can be tested by more than one laboratory and can have both positive and negative results. **Therefore, the sum of the numbers in each column will be larger than the total number of people tested.**

Reporting lab	Inconclusive	Negative	Positive	Percent positive	Total
PASCO COUNTY HEALTH DEPARTMENT			1	100%	1
THYROID SPECIALTY LABORATORY			1	100%	1
USF PHYSICIANS GROUP			1	100%	1
MID-FLORIDA CANCER CENTERS		1			1
BASCOM PALMER-MICRO LAB			1	100%	1
LOYOLA UNIVERSITY MEDICAL CENTER LABORATORY			1	100%	1
BROOKDALE FORT MYERS THE COLONY		1			1
Metairie Healthcare Center			1	100%	1
TWIN			1	100%	1
FLORIDA DEPARTMENT OF HEALTH (FDOH)			1	100%	1
STUART SURGERY CENTER, LLC			1	100%	1
SIGNATURE CARE MIDLAND			1	100%	1
CFHC - FROSTPROOF			1	100%	1
BRANDON REGIONAL EMERGENCY CTR			1	100%	1
Masonic Medical Research Institute			1	100%	1
COLONIAL MEDICAL CENTER-EAST ORLANDO			1	100%	1
BRIGHAM AND WOMEN'S HOSPITAL			1	100%	1
ADIRONDACK MEDICAL CENTER		1			1
Bolingreen Health and Rehabilitation		1			1
MADISON FACILITY INC			1	100%	1
CLIFTON-FINE HOSPITAL LABORATORY		1			1
LAURELLWOOD NURSING CENTER		1			1
BODYK			1	100%	1
Princeton Place			1	100%	1
FLORIDA HEALTH CARE PLANS STIRLING CENTER			1	100%	1
MIAMI CHILDRENS HOSPITAL MIDTOWN OUTPATIENT CENTER			1	100%	1
KENTUCKY CABINET FOR HEALTH AND FAMILY SERVICES			1	100%	1
Villa Maria			1	100%	1
KAISER PERMANENTE REGIONAL REFERENCE LABORATORY		1			1
VALLEY HOSPITAL MEDICAL CENTER		1			1
ELITE CARE			1	100%	1
BUFFALO VAMC			1	100%	1
ATHENA PLASTIC SURGERY		1			1
LABORATORIO BUENA SALUD			1	100%	1
ALLIANCE LABORATORY SERVICES			1	100%	1
FLORIDA DEPARTMENT OF HEALTH SEMINOLE COUNTY		1			1
HOLYOKE MEDICAL CENTER			1	100%	1
NEMOURS CHILDREN'S PRIMARY CARE, ST CLOUD			1	100%	1
Greystone Health Care Center		1			1
BIOMAT ORLANDO		1			1
TALLAHASSEE MEMORIAL HEALTHCARE			1	100%	1
INTEGRATED REGIONAL LABS			1	100%	1
ALTA BATES SUMMIT MEDICAL CENTER CLINICAL LAB			1	100%	1
Elm Crest Senior Living Community		1			1
Rio Grande City Nursing and Rehab Center			1	100%	1
TIMPANOGOS REGIONAL HOSPITAL			1	100%	1

# COVID-19: testing by laboratory

Data through Dec 2, 2020 verified as of Dec 3, 2020 at 09:25 AM

Data in this report are provisional and subject to change.

The numbers in the table below represent the number of Florida and non-Florida residents for whom test results were received by the Department of Health. A person can be tested by more than one laboratory and can have both positive and negative results. **Therefore, the sum of the numbers in each column will be larger than the total number of people tested.**

Reporting lab	Inconclusive	Negative	Positive	Percent positive	Total
ORLANDO CLINICAL RESEARCH CENTER		1			1
DISCOVERY AT HOME, LLC			1	100%	1
HOLY FAMILY MEDICAL CENTER		1			1
INTERNAL MEDICINE & PEDIATRICS OF TAMPA BAY PA			1	100%	1
LAB. CORP. OF AMERICA			1	100%	1
Garden Isle Healthcare and Rehabilitation Center		1			1
PORT ORANGE NURSING & REHAB			1	100%	1
OXY-GENLAB			1	100%	1
MINIUTECLINIC DIAG OF IND, LLC #6553		1			1
MULBERRY'S MOBILE PROVIDER SERVICES LLC			1	100%	1
SENIOR LIVING IV SUN CITY LLC		1			1
VA OPTOMETRY CLINIC			1	100%	1
ACCESS FAMILY CARE LLC			1	100%	1
ADVANCE GASTROENTEROLOGY			1	100%	1
ENZO LABS INC			1	100%	1
FRESENIUS KIDNEY CARE FORT WALTON BEACH			1	100%	1
THE HEART HOSPITAL BAYLOR PLANO			1	100%	1
CVA MINUTE CLINIC DIAGNOSTIC OF VIRGINIA, LLC		1			1
Lab MSMC Hialeah			1	100%	1
GAMMA HEALTHCARE, INC		1			1
SCRIPPS CLINIC MEDICAL			1	100%	1
ST.ELIZABETH HEALTH CENTER	1				1
SUNY AT STONY BROOK			1	100%	1
JS HEALTHCARE			1	100%	1
PARKWAY REGIONAL MEDICAL CENTER LAB			1	100%	1
COASTAL LABORATORIES OF FLORIDA			1	100%	1
Riverside Nursing & Rehabilitation Center		1			1
PROVIDENCE HOSPITAL			1	100%	1
PRISMA HEALTH TUOMEY LABORATORY			1	100%	1
VELOCITY URGENT CARE			1	100%	1
AMD			1	100%	1
MID-FLORIDA PATHOLOGY LLC		1			1
FLORIDA HOSPITAL ORMOND BEACH			1	100%	1
Arlington Care Center			1	100%	1
ROAN DRUG COMPANY LLC		1			1
Metro West Nursing and Rehab			1	100%	1
BEST MEDICAL CENTER		1			1
AVERA SACRED HEART HOSPITAL			1	100%	1
ADVENTHEALTH SENIOR CARE AT ORMOND			1	100%	1
CQUENTIA NGS, LLC			1	100%	1
FAITH FAMILY PRACTICE			1	100%	1
KETTERING MEDICAL CENTER			1	100%	1
CAH ACQUISITION COMPANY 11 LLC			1	100%	1
SOUTH DADE NURSING & REHABILITATION CENTER			1	100%	1
COVENANT HEALTH		1			1
BROOKS -TLC HOSPITAL SYSTEM			1	100%	1

# COVID-19: testing by laboratory

Data through Dec 2, 2020 verified as of Dec 3, 2020 at 09:25 AM

Data in this report are provisional and subject to change.

The numbers in the table below represent the number of Florida and non-Florida residents for whom test results were received by the Department of Health. A person can be tested by more than one laboratory and can have both positive and negative results. **Therefore, the sum of the numbers in each column will be larger than the total number of people tested.**

Reporting lab	Inconclusive	Negative	Positive	Percent positive	Total
LEE PHYSICIAN GROUP			1	100%	1
MERCY - NORTH IOWA			1	100%	1
SACRED HEART HEALTH SYSTEM, INC			1	100%	1
AUSTIN PUBLIC HEALTH			1	100%	1
FLORIDA KEYS PED AND ADOLES CTR			1	100%	1
ORDRS, INC.			1	100%	1
SOUTHERN HILLS MEDICAL CENTER			1	100%	1
SAINT JOSEPH'S HOSPITAL AND MEDICAL CENTER		1			1
POETS WALK SARASOTA			1	100%	1
HARRIS URGENT CARE CENTER			1	100%	1
LAB TEST KENDALL LLC		1			1
FHPG SURGICAL ASSOCIATES OF EAST PASCO			1	100%	1
CARE POINT HEALTH AND WELLNESS CENTER		1			1
WESTOX LABS		1			1
ABBAY MANOR RETIREMENT RESIDENCE INC		1			1
GALVESTON COUNTY HEALTH DISTRICT			1	100%	1
Redwood Springs Healthcare			1	100%	1
CAPITAL HEALTH LABORATORY INC			1	100%	1
FLORIDA HOSPITAL WINTER PARK			1	100%	1
AVERA ST. MARY'S HOSPITAL			1	100%	1
MEDICAL ASSOCIATES OF CARTER		1			1
CELEBRATION FAMILY PHYSICIANS LLC			1	100%	1
TITUSVILLE CENTER FOR SURGICAL EXCELLENCE LLC		1			1
FREEPORT ER DOX URGENT CARE		1			1
MEMORIAL HOSPITAL WEST			1	100%	1
ER NEAR ME HULEN		1			1
SPORTS MEDICINE CLINIC - U OF WYOMING			1	100%	1
BIOMERIEUX			1	100%	1
CORPORATION OF AMERICA		1			1
CLERMONT PEDIATRICS, PA			1	100%	1
CARESPOT EXPRESS HEALTHCARE BOYNTON BEACH			1	100%	1
American Fork Care Center dba Heritage Care Center		1			1
OHIO VALLEY MANOR NURSING &		1			1
SISTERS MISSION			1	100%	1
PUBLIX PHARMACY #0332		1			1
NORTH SHORE MEDICAL CENTER - SALEM HOSPITAL			1	100%	1
LODGE HEALTH AND REHABILITATION CENTER, THE		1			1
Seal Rock Healthcare		1			1
HERNANDO CHILDREN'S			1	100%	1
TITUSVILLE TOWERS ASSISTED LIVING		1			1
WELLINGTON WEST 100176			1	100%	1
SURGERY CENTER, THE			1	100%	1
HIBISCUS COURT			1	100%	1
ALL PRO ORTHOPEDICS & SPORTS MEDICINE, PA			1	100%	1
SYNAPSE ANALYTICAL LABS		1			1
WEST COAST FAMILY MEDICAL CARE			1	100%	1

# COVID-19: testing by laboratory

Data through Dec 2, 2020 verified as of Dec 3, 2020 at 09:25 AM

Data in this report are provisional and subject to change.

The numbers in the table below represent the number of Florida and non-Florida residents for whom test results were received by the Department of Health. A person can be tested by more than one laboratory and can have both positive and negative results. **Therefore, the sum of the numbers in each column will be larger than the total number of people tested.**

Reporting lab	Inconclusive	Negative	Positive	Percent positive	Total
CVS MINUTE CLINIC DIAG OF IND LLC #5206		1			1
SUN CITY DIAGNOSTIC CENTER			1	100%	1
BAY REGIONAL URGENT CARE			1	100%	1
EH FARGO HOSPITAL LABORATORY			1	100%	1
DEVITA		1			1
EXACCARE KINGSTON, LLC			1	100%	1
LAWRENCE GENERAL HOSPITAL			1	100%	1
WILMINGTON NURSING AND REHAB			1	100%	1
WARD MEMORIAL HOSPITAL		1			1
HAMILTON CI MAIN UNIT ANNEX/ WORK CAMP			1	100%	1
CHATSWORTH ASSISTED LIVING COMMUNITY AT PGA NATIONAL			1	100%	1
ALABAMA REFERENCE LAB			1	100%	1
INSPIRE HEALTHCARE CENTER			1	100%	1
AVON PARK CLUSTER		1			1
MED FUSION			1	100%	1
Consulate Health Care of Tallahassee			1	100%	1
CARE CENTERS OF NASSAU, LLC - HENDRICKS RD		1			1
SAINT ALPHONSUS REGIONAL MEDICAL CENTER			1	100%	1
ANY LAB TEST FAST CORP			1	100%	1
WARE EXPRESS CARE			1	100%	1
WIREGRASS MEDICAL CENTER			1	100%	1
WALGREENS #06025		1			1
POMONA VALLEY COMMUNITY HOSPITAL			1	100%	1
BROOKSVILLE REGIONAL HOSPITAL			1	100%	1
HSRE-ASL CASSELBERRY TRS, LLC			1	100%	1
BETHPAGE EXTENDED HOURS CENTER		1			1
YUMA REGIONAL MEDICAL CENTER			1	100%	1
LEHIGH MEDICAL AND RESEARCH CENTER, INC			1	100%	1
EAST END PEDIATRICS		1			1
MINUTECLINIC DIAGNOSTIC OF NORTH CAROLINA PC #5341		1			1
CHP COVID-19 (TX)			1	100%	1
CARESPOT URGENT CARE		1			1
KEY WEST BRANCH MEDICAL CLINIC			1	100%	1
MEDICAL CLINIC OF HOUSTON			1	100%	1
LOGAN COUNTY HOSPITAL			1	100%	1
LABORATORY COPORATION OF AMERICA			1	100%	1
FIVE STAR PREMIER RESIDENCES OF POMPANO BEACH			1	100%	1
PCR DIAGNOSTICS			1	100%	1
MAGNOLIA MEDICAL CLINIC			1	100%	1
GSM OCED Subsection			1	100%	1
BERKSHIRE MEDICAL CENTER			1	100%	1
HARLEM HOSPITAL CENTER		1			1
MEDICAL LIFE-INC GUIDEWELL EMERGENCY MEDICINE			1	100%	1
TAYLOR MANOR		1			1
FAMILY PRACTICE ASSOCIATES		1			1
MEDICAL ASSOCIATES OF BREVARD LLC		1			1

# COVID-19: testing by laboratory

Data through Dec 2, 2020 verified as of Dec 3, 2020 at 09:25 AM

Data in this report are provisional and subject to change.

The numbers in the table below represent the number of Florida and non-Florida residents for whom test results were received by the Department of Health. A person can be tested by more than one laboratory and can have both positive and negative results. **Therefore, the sum of the numbers in each column will be larger than the total number of people tested.**

Reporting lab	Inconclusive	Negative	Positive	Percent positive	Total
ST. LUKE'S HOSPITAL - BETHLEHEM CAMPUS		1			1
US LABORATORIES			1	100%	1
BLACK STALLION WALK IN AND EXERCISE CLINICS LLC		1			1
BRISTOL REGINAL MEDICAL CENTER			1	100%	1
BAYCARE OUTREACH LAB WH SOUTH			1	100%	1
LEGACY ER & URGENT CARE - FRISCO WEST			1	100%	1
GWINNETT MEDICAL CENTER			1	100%	1
SANTA MONICA CA-UCLA MC			1	100%	1
HOUSTON METHODIST HOSPITAL			1	100%	1
MCW MENTAL HEALTH LLC		1			1
Washington County Nursing Home			1	100%	1
HALIFAX HEALTH PRIMARY CARE			1	100%	1
MEDCARE QUALITY MEDICAL CENTER LLC			1	100%	1
ST. LUKES HOSPITAL			1	100%	1
SHANDS JACKSONVILLE CLINICAL CENTER			1	100%	1
PENSACOLA PATHOLOGY		1			1
Oakwood - North Baldwins Center for Living		1			1
DOCTORS CARE OF PALM COAST			1	100%	1
ACCURATE HEALTH SERVICES CORP			1	100%	1
CLUB HEALTH AND REHABILITATION CENTER, THE		1			1
TMH PHYSICIAN PARTNERS BLOUNTSTOWN			1	100%	1
CHILDRENS SPECIALIST PEDIATRIC PULMMOLOGY &			1	100%	1
NCHD			1	100%	1
CANDLER HOSPITAL			1	100%	1
MRCM LAB MICRO			1	100%	1
SOUTH FLORIDA PEDIATRIC PARTNERS			1	100%	1
QUALITY LAB			1	100%	1
MAINE HEALTH AND ENVIRONMENTAL TESTING LABORATORY			1	100%	1
Manatee Springs Rehabilitation and Nursing Center		1			1
SHANNON CLARK OD, PA			1	100%	1
ADVANCED URGENT CARE PLLC		1			1
ADVANCED MEDICAL LABORATORIES (AML)			1	100%	1
MORNINGSIDE NURSING AND REHABILITATION		1			1
CONVENIENT MEDICAL AND HEALTH SERVICES			1	100%	1
LIFE CARE CENTER OF GWINNETT		1			1
BRUCE S WEST MD			1	100%	1
ORMC-ARDEN/EOI			1	100%	1
PEDIATRIC HEALTH CARE ALLIANCE, NORTH SIDE			1	100%	1
BEAUMONT HOSPITAL, GROSSE POINTE			1	100%	1
BLOOMINGDALE PEDIATRIC ASSOCIATES PA			1	100%	1
PEACHEALTH LABORATORIES		1			1
FAMILY MEDICAL CENTERS			1	100%	1
POUDRE VALLEY HOSPITAL			1	100%	1
CALIFORNIA DEPARTMENT OF PUBLIC HEALTH			1	100%	1
OVIEDO CHILDRENS HEALTH CENTER LLC		1			1
CLERMONT HEALTH DEPARTMENT			1	100%	1

# COVID-19: testing by laboratory

Data through Dec 2, 2020 verified as of Dec 3, 2020 at 09:25 AM

Data in this report are provisional and subject to change.

The numbers in the table below represent the number of Florida and non-Florida residents for whom test results were received by the Department of Health. A person can be tested by more than one laboratory and can have both positive and negative results. **Therefore, the sum of the numbers in each column will be larger than the total number of people tested.**

Reporting lab	Inconclusive	Negative	Positive	Percent positive	Total
KINDRED HOSPITAL MELBOURNE		1			1
SOUTHWEST FLORIDA DIVISION LAB			1	100%	1
DALLAS COUNTY HEALTH AND HUMAN SERVICES			1	100%	1
AFC PHYSICIANS OF FLORIDA, PA			1	100%	1
SILVERMAN			1	100%	1
DE TAR HOSPITAL			1	100%	1
HACKENSACK UNIVERSITY MEDICAL CENTER		1			1
KINGWOOD EMERGENCY HOSPITAL			1	100%	1
ALLEGHENY GENERAL HOSPITAL			1	100%	1
HEALTH AND WELLNESS CENTER			1	100%	1
ST MARY'S OF SAGINAW		1			1
NEW GEN LABS			1	100%	1
ManorCare Rehabilitation Center- Decatur		1			1
HAMILTON CHD		1			1
FAIRVIEW SOUTHDAL			1	100%	1
Remarkable Healthcare Dallas			1	100%	1
NORTH CAROLINA STATE LABORATORY OF PUBLIC HEALTH, SPECTRUM LAB NETWORK			1	100%	1
Buena Vista Care Center		1			1
FLORIDA HOSPITAL TRANSPLANT CENTER		1			1
CHRISTUS SPOHN HOSPITAL			1	100%	1
OMNICARE PHARMACY OF TEXAS 1, LP		1			1
ILLINOIS DEPT OF PUBLIC HEALTH LABS			1	100%	1
PEDIATRIC HEALTHCARE ALLIANCE PA			1	100%	1
DOCTORS HOSPITAL OF LAREDO			1	100%	1
Good Samaritan Society - Albion		1			1
PROVIDENCE ST PETER HOSPITAL		1			1
AVALON FAMILY RESORT ASSISTED LIVING LLC		1			1
THE PATHOLOGY LABORATORY		1			1
TMH PHYSICIAN PARTNERS SOUTHWOOD			1	100%	1
UF HEALTH THE VILLAGES			1	100%	1
AFTER HOURS PEDS			1	100%	1
ST VINCENT'S AMBULATORY CARE INC			1	100%	1
CENTRAL FLORIDA PEDIATRIC URGENT CARE LLC			1	100%	1
TEXAS HEALTH ARLINGTON MEMORIAL		1			1
OMAHA VA MEDICAL CENTER			1	100%	1
FALKVILLE HEALTHCARE		1			1
MEDIC INFUSION PA		1			1
FAYETTE MEDICAL CENTER LAB		1			1
Memorial Health Care Center			1	100%	1
REFERENCE LABORATORY			1	100%	1
QUALITY CLINICAL LAB LLC			1	100%	1
OCALA REGIONAL DIALYSIS- NORTH			1	100%	1
TREASURE COAST PRIMARY CARE		1			1
SOLARIS HEALTHCARE BAYONET POINT			1	100%	1
CAREWELL URGENT CARE FITCHBURG			1	100%	1
LAKE REGIONAL HEALTH			1	100%	1

# COVID-19: testing by laboratory

Data through Dec 2, 2020 verified as of Dec 3, 2020 at 09:25 AM

Data in this report are provisional and subject to change.

The numbers in the table below represent the number of Florida and non-Florida residents for whom test results were received by the Department of Health. A person can be tested by more than one laboratory and can have both positive and negative results. **Therefore, the sum of the numbers in each column will be larger than the total number of people tested.**

Reporting lab	Inconclusive	Negative	Positive	Percent positive	Total
TAMPA GENERAL MEDICAL GROUP LABORATORY HEALTHPARK			1	100%	1
FRASER MEMORIAL HOSPITAL			1	100%	1
WEST VIRGINIA UNIVERSITY HOSPITALS			1	100%	1
HEART HOSPITAL OF LAFAYETTE: EMERGENCY ROOM			1	100%	1
DEPARTMENT OF HEALTH AND ENVIRONMENTAL CONTROL			1	100%	1
INTERNATIONAL MEDICAL LABORATORY INC		1			1
ADVANCED LABORATORY SERVICES			1	100%	1
SPARTANBURG REGIONAL MEDICAL CENTER			1	100%	1
Portsmouth Health and Rehab			1	100%	1
RCP OF MEMORIAL WEST			1	100%	1
APS-SUMMIT CARE PHARMACY, LLC DBA OMNICARE		1			1
SUMMER VISTA ASSISTED LIVING		1			1
NORDX			1	100%	1
Regency Square			1	100%	1
PUBLIX PHARMACY #1114			1	100%	1
PRECISION CLINICAL RESEARCH			1	100%	1
HARBOUR'S EDGE		1			1
PEDIATRIC ASSOCIATES - MIAMI LAKES		1			1
WATSON THERAPEUTICS INC			1	100%	1
Long Beach Care Center			1	100%	1
Mill Valley Care Center		1			1
ORLANDO MEDICAL CENTER PL			1	100%	1
CHIEFLAND MEDICAL CENTER			1	100%	1
NORTHSIDE HOSPITAL DULUTH			1	100%	1
MEDICAL CITY DALLAS HOSPITAL			1	100%	1
EASTMAN HEALTHCARE & REHAB		1			1
PINELLAS CHD - CLEARWATER			1	100%	1
FLORIDA HOSPITAL LAB			1	100%	1
PROGRESSIVE MEDICAL RESEARCH			1	100%	1
Florida Baptist Retirement Center		1			1
ACCESS HEALTH CARE PHYSICIANS			1	100%	1
WALKONCLINIC			1	100%	1
RAPID URGENT CARE - ALBANY			1	100%	1
BOULDER COMMUNITY HOSPITAL			1	100%	1
The Pines at Poughkeepsie Center for Nursing and Rehabilitation		1			1
Bayou Vista Community Care Center			1	100%	1
PARK AVENUE PEDIATRICS PC		1			1
BL DIAGNOSTICS LLC			1	100%	1
DASCENA LAB			1	100%	1
LIFELINK OF FLORIDA			1	100%	1
ICARE		1			1
HORIZON MEDICAL CENTER			1	100%	1
OLEAN GENERAL HOSPITAL		1			1
Heartland Healthcare Center Boca Raton			1	100%	1
GENESIS MICROBIOLOGY LAB		1			1
MORGAN STANELY HEALTH CENTER		1			1

# COVID-19: testing by laboratory

Data through Dec 2, 2020 verified as of Dec 3, 2020 at 09:25 AM

Data in this report are provisional and subject to change.

The numbers in the table below represent the number of Florida and non-Florida residents for whom test results were received by the Department of Health. A person can be tested by more than one laboratory and can have both positive and negative results. **Therefore, the sum of the numbers in each column will be larger than the total number of people tested.**

Reporting lab	Inconclusive	Negative	Positive	Percent positive	Total
GOSHEN HOSPITAL			1	100%	1
HOLLAND COMMUNITY HOSPITAL		1			1
MONMOUTH MEDICAL CENTER		1			1
URGENT CARE AND SURGERY CENTER			1	100%	1
SANITAS RESEARCH LLC			1	100%	1
CLEVELAND CLINIC OHIO LABORATORIES			1	100%	1
PALM SPRINGS GENERAL HOSPITAL			1	100%	1
PUTNAM CO HOSPITAL-D/B/A ASBURY TOWERS		1			1
STEPHENS COUNTY HOSPITAL			1	100%	1
El Paso Health Care Center			1	100%	1
CVS HEALTH, #1994		1			1
JOHNSON & JOHNSON VISION CARE-VISTAKON			1	100%	1
CHOTA COMMUNITY HEALTH SERVICES		1			1
FLORIDA CLINICAL RESEARCH CENTER, LLC			1	100%	1
LIFELINK TRANSPLANT INSTITUTE LAB			1	100%	1
WELLINGTON REGIONAL MEDICAL CENTER			1	100%	1
HARDIN MEMORIAL HOSPITAL - HEARTLAND PATHOLOGY CONSULTANTS			1	100%	1
UNIVERSITY OF SOUTH FLORIDA			1	100%	1
CHRISTIANA HOSPITAL		1			1
SCIENCE CARE			1	100%	1
TAMPA INTERNATIONAL AIRPORT			1	100%	1
University Plaza Rehabilitation and Nursing			1	100%	1
NEW YORK CITY DEPARTMENT OF HEALTH			1	100%	1
LAREDO EMERGENCY ROOM			1	100%	1
PREMIER PEDIATRICS			1	100%	1
ONE MEDICAL GROUP		1			1
Sherwood Oaks Health Center			1	100%	1
UHEALTH UNIVERSITY OF MIAMI			1	100%	1
2504-HOMEWOOD		1			1
FLORIDA MEDICAL CLINIC RADIOLOGY DALE MABRY		1			1
RIVIERA BEACH HEALTH CENTER LAB			1	100%	1
OCEAN MEDICAL CENTER		1			1
RENOWN REGIONAL MEDICAL CENTER			1	100%	1
UF KANAPAHA LAB BEAKER		1			1
NEW YORK UNIVERSITY MEDICAL CENTER			1	100%	1
HIGHLAND PARK LAKEWOOD PRESTON HOLLOW			1	100%	1
Medicalodges Neosho			1	100%	1
ST. PETERSBURG PEDIATRICS- 38TH AVENUE			1	100%	1
MED CHOICE CENTER OF NORTH MIAMI			1	100%	1
ROCKLEDGE HEALTH & REHABILITATION CENTER			1	100%	1
FORT LOUDOUN PRIMARY CARE		1			1
SERENADES BY SONATA		1			1
LAS PALMAS MEDICAL CENTER			1	100%	1
BLUFFTON HEALTH CENTER			1	100%	1
METHODIST HOSPITAL			1	100%	1
SIGNATURE CARE COLLEGE STATION			1	100%	1



# COVID-19: testing by laboratory

Data through Dec 2, 2020 verified as of Dec 3, 2020 at 09:25 AM

Data in this report are provisional and subject to change.

The numbers in the table below represent the number of Florida and non-Florida residents for whom test results were received by the Department of Health. A person can be tested by more than one laboratory and can have both positive and negative results. **Therefore, the sum of the numbers in each column will be larger than the total number of people tested.**

Reporting lab	Inconclusive	Negative	Positive	Percent positive	Total
GATEWAY LABORATORIES		1			1
SPRINGBROOK HOSPITAL			1	100%	1
HENRY FORD WEST BLOOMFIELD HOSPITAL			1	100%	1
DEPT OF VA MEDICAL CENTER - MIAMI			1	100%	1
GIBSON AREA PRIMARY CARE			1	100%	1
Diversicare of Smyrna		1			1
CARTERSVILLE MEDICAL CENTER			1	100%	1
NORTH PINELLAS CHILDRENS MEDICAL CENTER INC			1	100%	1
SHELBYVILLE HOSPITAL COMPANY		1			1
MOUNT SINAI MEDICAL CENTER AVENTURA ER			1	100%	1
MID - FLORIDA PATHOLOGY LLC			1	100%	1
TENNESSEE VALLEY HCS			1	100%	1
JOSEPH SCHENKER MD PC		1			1
ARIZONA STATE LABORATORY			1	100%	1
CFCH - FROSTPROOF			1	100%	1
TANGLEWOOD MANOR		1			1
COSTCO PHARMACY #1023			1	100%	1
WHITE WILSON MEDICAL CENTER NEPHROLOGY			1	100%	1
FLORIDA STATE UNIVERSITY HEALTH SERVICES			1	100%	1
STANLY REGIONAL MEDICAL CENTER			1	100%	1
CHESAPEAKE REGIONAL MEDICAL CENTER			1	100%	1
FLORIDA FAMILY LABORATORY		1			1
PHYSICIANS PREMIER			1	100%	1
TENNOVA HEALTHCARE - CLEVELAND			1	100%	1
Gulf Shore Care Center			1	100%	1
MID FLORIDA COMMUNITY SERVICES			1	100%	1
BOSTON MEDICAL CENTER			1	100%	1
TERENCE B MITCHELL MD, INC			1	100%	1
TERRELL URGENT CARE			1	100%	1
MINUTECLINIC LLC #5157			1	100%	1
UPSON REGIONAL MEDICAL CENTER			1	100%	1
RHODE ISLAND DEPARTMENT OF HEALTH			1	100%	1
ONPOINT URGENT CARE			1	100%	1
Glen Oaks Health and REhabilitation		1			1
SPECIALTY DRUG TESTING			1	100%	1
WANTAGH URGENT CARE		1			1
SHEEPSHEAD BAY URGENT CARE		1			1
ST MARYS MEDICAL CENTER			1	100%	1
TMH PHYSICIAN PARTNERS			1	100%	1
NORTHEAST TEXAS DIALYSIS		1			1
FLORIDA HEART AND VASCULAR MULTISPECIALTY GROUP PA			1	100%	1
BAYCARE MEDICAL GROUP INC			1	100%	1
PARKLAND HEALTH & HOSPITAL			1	100%	1
MED TECH CLINICAL LABORATORY		1			1
BREVARD FAMILY WALK IN CLINIC			1	100%	1
NORTH SHORE HEMATOLOGY-ONCOLOGY ASSOCIATES		1			1

# COVID-19: testing by laboratory

Data through Dec 2, 2020 verified as of Dec 3, 2020 at 09:25 AM

Data in this report are provisional and subject to change.

The numbers in the table below represent the number of Florida and non-Florida residents for whom test results were received by the Department of Health. A person can be tested by more than one laboratory and can have both positive and negative results. **Therefore, the sum of the numbers in each column will be larger than the total number of people tested.**

Reporting lab	Inconclusive	Negative	Positive	Percent positive	Total
SONNI'S PEDIATRICS			1	100%	1
CELEBRATION HOSPITAL			1	100%	1
Central Park Healthcare & Rehabilitation Center		1			1
STANDIFER PLACE		1			1
LUTHERAN HAVEN EXTENDED CONGREGATE CAR		1			1
DONALSONVILLE HOSPITAL			1	100%	1
SUMMIT LABORATORY			1	100%	1
ROCKWALL URGENT CARE			1	100%	1
CAREWELL 203			1	100%	1
PANCARE HEALTH GULF COUNTY			1	100%	1
STATMED QUICK QUALITY CLINIC AT NORTH PINELLAS			1	100%	1
UCH LAB			1	100%	1
PATHOLOGYT & LAB MEDICINE SERVICES			1	100%	1
INDIAN RIVER CLINICAL LABORATORY, INC.		1			1
METROHEALTH SYSTEM			1	100%	1
LEHIGH PULMONARY ASSOCIATES			1	100%	1
Crowne Place Assisted Living		1			1
MACCLENNY NURSING AND REHAB			1	100%	1
MIDDLE TENN MENTAL HEALTH INSTITUTE		1			1
ST. MARY MEDICAL CENTER		1			1
FAMILY MEDICINE AT WINTER PARK			1	100%	1
FLORIDA MEDICAL ASSOCIATES LLC			1	100%	1
DEACONESS URGENT CARE CENTER			1	100%	1
JOHN D. ARCHBOLD MEMORIAL HOSPITAL			1	100%	1
BAPTIST HOSPITAL LABORATORY			1	100%	1
ALOHA HOME CARE LLC DBA ACCENTCARE HOME HEALTH OF		1			1
MISSION HOSPITAL			1	100%	1
CARE ONE OF FLORIDA LLC			1	100%	1
MERITER LABORATORIES			1	100%	1
TEVAPHARM			1	100%	1
ADVENT HEALTH - OWASA			1	100%	1
CAROLINAS HEALTHCARE SYSTEM LAB			1	100%	1
Tremont Health & Rehabilitation Center		1			1
ESOTERIC LAB			1	100%	1
SHARON REGIONAL MEDICAL CENTER			1	100%	1
THOMAS HOSPITAL			1	100%	1
THE CHILDREN'S HOSPITAL OF PHILADELPHIA		1			1
BEAUFORT MEMORIAL			1	100%	1
NORTH SHORE HEMATOLOGY-ONCOLOGY ASSOCI		1			1
BOONE DRUG & HEALTHCARE AT DEERFIELD			1	100%	1
DELAWARE DIAGNOSTICS LABS			1	100%	1
ADVENTHEALTH MEDICAL GROUP FAMILY & INTERNAL			1	100%	1
LISTENING DOCTOR PLLC, THE			1	100%	1
LAKESIDE MEDICAL CENTER		1			1
LOPEZ		1			1
ST JOHNS EPISCOPAL HOSPITAL SOUTH SHORE		1			1

# COVID-19: testing by laboratory

Data through Dec 2, 2020 verified as of Dec 3, 2020 at 09:25 AM

Data in this report are provisional and subject to change.

The numbers in the table below represent the number of Florida and non-Florida residents for whom test results were received by the Department of Health. A person can be tested by more than one laboratory and can have both positive and negative results. **Therefore, the sum of the numbers in each column will be larger than the total number of people tested.**

Reporting lab	Inconclusive	Negative	Positive	Percent positive	Total
COMMUNITY MEDICAL CENTER-ORANGE CITY		1			1
HALEYVILLE HEALTH CARE CENTER		1			1
CVS HEALTH, #5962		1			1
APC PEDIATRICS			1	100%	1
CLINICAL LABORATORIES OF THE BUFFALO		1			1
LINCOLN MEDICAL CENTER		1			1
PM PEDIATRICS OF SELDEN PLLC		1			1
PINNACLE DIALYSIS		1			1
LONGWOOD PEDIATRICS LLC			1	100%	1
MD NOW URGENT CARE			1	100%	1
COMMUNITY			1	100%	1
FLORIDA SCHOOL FOR THE DEAF AND THE BLIND			1	100%	1
LAKE LURE HEALTH CENTER			1	100%	1
ARDEN COURTS OF PALM HARBOR			1	100%	1
UNIVERSITY URGENT CARE			1	100%	1
ADVENTHEALTH MEDICAL GROUP FAMILY AND INTERNAL			1	100%	1
LEELANAU OPCO, LLC		1			1
BLOOD SYSTEMS LABORATORIES			1	100%	1
BAPTIST HEALTH SURGERY CENTER			1	100%	1
SOUTHERN SPRINGS HEALTH CARE		1			1
FRESENIUS SOUTH FORT MYERS		1			1
LATCHER LABORATORY OF A O FOX MEMORIAL		1			1
ST JOSEPH'S HOSPITAL LABORATORY			1	100%	1
MINNESOTA DEPARTMENT OF HEALTH LABORATORY			1	100%	1
IZ MEDICAL		1			1
SUNCOAST COMMUNITY HEALTH CENTERS INC		1			1
COMMONWEALTH OF VIRGINIA DIVISION OF CONSOLIDATED LABORATORY SERVICES			1	100%	1
SELF REGIONAL HEALTHCARE			1	100%	1
MEDEXPRESS URGENT CARE - LAKELAND			1	100%	1
HEARTLAND REGIONAL MEDICAL CENTER		1			1
PRIMECARE AT PORT ORANGE			1	100%	1
MEDONE URGENT CARE			1	100%	1
PALM COAST DRAW STATION/AMERICAN HEALTH ASSOCIATES		1			1
LABONE		1			1
QC LABORATORY			1	100%	1
SOUTH LAKE FAMILY HEALTH CENTER			1	100%	1
SOUTHERN LABORATORY SERVICES OF NWF		1			1
MIDLAND MEMORIAL HOSPITAL			1	100%	1
NORTH RIVER FAMILY HEALTH CENTER			1	100%	1
SOUTHWEST REGIONAL PCR LABORATORY			1	100%	1
JOSHUA E CHESIR MD		1			1
PELICAN STATE OUTPATIENT CENTER			1	100%	1
Mountain View Manor			1	100%	1
RIVERSIDE COUNTY PUBLIC HEALTH LABORATORY			1	100%	1
TMH CANCER CENTER LABORATORY			1	100%	1
EAST FL CORE LAB			1	100%	1

# COVID-19: testing by laboratory

Data through Dec 2, 2020 verified as of Dec 3, 2020 at 09:25 AM

Data in this report are provisional and subject to change.

The numbers in the table below represent the number of Florida and non-Florida residents for whom test results were received by the Department of Health. A person can be tested by more than one laboratory and can have both positive and negative results. **Therefore, the sum of the numbers in each column will be larger than the total number of people tested.**

Reporting lab	Inconclusive	Negative	Positive	Percent positive	Total
URGENT DOC -NACOGODOCHES CLINIC			1	100%	1
LAKELAND MEDICAL CENTER			1	100%	1
HEALTH PLUS SUNRISE MEDICAL OFFICE			1	100%	1
CORDOVA FAMILY PRACTICE			1	100%	1
CENTRAL FLORIDA HOSPITALIST			1	100%	1
ADVANCED URGENT CARE OF MARATHON			1	100%	1
METRO HEALTH HOSPITAL LABORATORY		1			1
HEALGEN SCIENTIFIC			1	100%	1
EXCEPTIONAL EMERGENCY CENTER			1	100%	1
LABORATORIO MEDICO CENTRAL CONDOMINO MD			1	100%	1
LILY PHARMACY		1			1
BROOKS REHAB			1	100%	1
NORTH BROWARD MEDICAL CENTER			1	100%	1
LIFE CARE CENTER OF HILTON HEAD		1			1
LEON MEDICAL CENTERS, LLC			1	100%	1
EDGAR PRICE FAMILY & CHILDREN HEALTHCARE CENTER			1	100%	1
POPLAR HEALTHCARE			1	100%	1
WINTER GARDEN CHILDREN'S HEALTH CENTERS			1	100%	1
EASTSIDE MEDICAL CLINIC		1			1
HAYS CLINICAL LAB			1	100%	1
VA PRIMARY CARE ANNEX			1	100%	1
SURFSIDE URGENT CARE			1	100%	1
REEVES COUNTY HOSPITAL DISTRICT			1	100%	1
MADISON AT OVIEDO			1	100%	1
GIFFORD MEMORIAL HOSPITAL		1			1
CYPRESS VILLAGE REHAB CENTER		1			1
VISTA DEL SOL MED ASSOC		1			1
CARESOUTH HHA HOLDINGS OF THE TREASURE COAST LLC			1	100%	1
EASTERN FLORIDA STATE COLLEGE - PALM BAY CAMPUS			1	100%	1
WELLNOW URGENT CARE-OSWEGO			1	100%	1
CARE ONE PRIMARY CARE			1	100%	1
PARRISH MEDICAL GROUP			1	100%	1
SACRED HEART MEDICAL CENTER			1	100%	1
SEATTLE-KING COUNTY			1	100%	1
DOCTOR'S IN-HOUSE LAB/COMMUNITY HEALTH CENTERS OF PINELLAS - JOHNNIE R			1	100%	1
PHYSICIANS PRIMARY CARE LEHIGH PEDS			1	100%	1
WHEATON FRANCISCAN LABORATORY			1	100%	1
COVID TESTING LLC			1	100%	1
UNIVERSITY OF BALTIMORE WASHINGTON MEDICAL CENTER			1	100%	1
MOORE CLINICAL RESEARCH INC			1	100%	1
ADVENTHEALTH IMAGING LAKE NONA			1	100%	1
SOUTHWOOD NURSING & RETIREMENT CENTER		1			1
SUSAN F. WILLIAMS M.D., P.A.			1	100%	1
KEY TRAINING CENTER			1	100%	1
BARRINGTON TERRACE NAPLES			1	100%	1
GRAND VILLA OF DUNEDIN			1	100%	1

# COVID-19: testing by laboratory

Data through Dec 2, 2020 verified as of Dec 3, 2020 at 09:25 AM

Data in this report are provisional and subject to change.

The numbers in the table below represent the number of Florida and non-Florida residents for whom test results were received by the Department of Health. A person can be tested by more than one laboratory and can have both positive and negative results. **Therefore, the sum of the numbers in each column will be larger than the total number of people tested.**

Reporting lab	Inconclusive	Negative	Positive	Percent positive	Total
FLORIDA ATLANTIC UNIVERSITY			1	100%	1
INTEGRATED GENETICS SEQUENOM		1			1
Florida Clinical Laboratory			1	100%	1
SANTA ROSA PEDIATRICS			1	100%	1
BAPTIST HOSPITAL OF MIAMI MCI BROWARD LABORATORY			1	100%	1
ST PETE DIRECT PRIMARY CARE		1			1
DSI LABORATORIES-NAPLES-7TH			1	100%	1
ATHENS LIMESTONE HOSPITAL		1			1
INNOVATIVE COVID-DIVERSEY			1	100%	1
MEDICAL UNIVERSITY SC HOSPITAL			1	100%	1
Village Crest Center for Health & Rehabilitation		1			1
URGENT CARE OF FORT LAUDERDALE INC			1	100%	1
MEMORIAL HEALTH SYSTEM		1			1
CLINICAL TRIALS OF TAMPA LLC		1			1
NEW YORK PRESBYTERIAN HOSPITAL			1	100%	1
UNIVERSITY OF NORTH CAROLINA HOSPITALS			1	100%	1
SMITH NORTHVIEW HOSPITAL LAB			1	100%	1
TAMPA URGENT CARE			1	100%	1
PALM BEACH COUNTY HEALTH DEPT.			1	100%	1
PALM WEST INTERNIST PA			1	100%	1
OPTIMAL CARE PEDIATRICS			1	100%	1
UNITED HEALTHCARE			1	100%	1
DUKE UNIVERSITY POINT OF CARE TESTING PROGRAM			1	100%	1
THE INTERNAL MEDICAL GROUP		1			1
UMASS MEMORIAL/MARLBORO HOSPITAL			1	100%	1
WEST COAST PEDIATRICS			1	100%	1
REGIONAL MEDICAL CENTER BAYONET POINT			1	100%	1
ST. VINCENT HOSPITAL			1	100%	1
MINUTECLINIC 7196		1			1
COASTAL SKIN SURGERY AND DERMATOLOGY PL		1			1
INTERNAL MEDICINE GROUP OF CENTRAL FLORIDA			1	100%	1
CHI ST. LUKE'S HEALTH BCM MEDICAL CENTER			1	100%	1
STONECREST MEDICAL CENTER		1			1
HAVASU REGIONAL MEDICAL CENTER			1	100%	1
SIMEDHEALTH LLC		1			1
REGIONAL MEDICAL LABORATORY			1	100%	1
VAULT MEDICAL SERVICES			1	100%	1
HAWKINS FAMILY MEDICINE LLC		1			1
INTERNAL MEDICINE LIPID AND WELNNES PRACTICE			1	100%	1
San Antonio Residence and Rehabilitation Center		1			1
HUNTERS CREEK PEDIATRICS		1			1
NORTHEAST PEDIATRICS			1	100%	1
RENFREW CENTERS INC		1			1
SAINT JOSEPHS HOSPITAL OF ATLANTA			1	100%	1
PRIMEX CLINICAL LABORATORIES INC			1	100%	1
ALL PEDIATRIC CARE PA			1	100%	1

# COVID-19: testing by laboratory

Data through Dec 2, 2020 verified as of Dec 3, 2020 at 09:25 AM

Data in this report are provisional and subject to change.

The numbers in the table below represent the number of Florida and non-Florida residents for whom test results were received by the Department of Health. A person can be tested by more than one laboratory and can have both positive and negative results. **Therefore, the sum of the numbers in each column will be larger than the total number of people tested.**

Reporting lab	Inconclusive	Negative	Positive	Percent positive	Total
METHODIST MANSFIELD MEDICAL CENTER			1	100%	1
STANFORD HEALTH CARE ANATOMIC PATHOLOGY & CLINICAL LAB			1	100%	1
CAREWELL JW - WORCESTER LNC			1	100%	1
OAK HAVEN REHAB AND NURSING CENTER			1	100%	1
UNIVERSITY OF IOWA HOSPITALS & CLINICS			1	100%	1
OCHSNER MEDICAL CENTER			1	100%	1
MAYO CLINICAL LABORATORIES		1			1
PHYSICIAN ASSOCIATES, LLC			1	100%	1
ELMHURST MEMORIAL HOSPITAL			1	100%	1
MAYO CLINIC OUTPATIENT DIALYSIS CENTER			1	100%	1
CAREHERE HUDSON BAY			1	100%	1
PHYSICIANS URGENT CARE			1	100%	1
MINUTECLINIC DIAGNOSTIC OF NEW MEXICO LLC #7552		1			1
CARENOW URGENT CARE-WEST END		1			1
GEORGETOWN URGENT CARE			1	100%	1
UPMC NORTHWEST HOSPITAL			1	100%	1
MOSAIC MEDICAL CENTER MARYVILLE			1	100%	1
CENTRAL DUPAGE HOSPITAL			1	100%	1
BUENA VIDA ESTATES			1	100%	1
The Palms Nursing and Rehabilitation		1			1
NEW ERA HEALTH CENTER INC		1			1
OSCEOLA ALF OPERATOR, LLC DBA□		1			1
EXPRESS LAB LIVINGSTON			1	100%	1
SPRINGHILL SENIOR RESIDENCE		1			1
NORTH FLORIDA CHILD DEVELOPMENT, INC			1	100%	1
CATHEDRAL GERONTOLOGY CENTER DBA CATHEDRAL CARES			1	100%	1
PEDIATRIC ASSOCIATES - DORAL			1	100%	1
MOUNT SINAI COMPREHENSIVE CANCER CENTER			1	100%	1
Lutheran Community at Telford		1			1
HEALTH ALLIANCE			1	100%	1
DEPARTMENT OF HEALTH/ NEW YORK			1	100%	1
ST. LUCIE COUNTY HEALTH DEPARTMENT		1			1
PHYSICIANS REGIONAL MEDICAL CTR - COLLIER BLVD			1	100%	1
BIODORON LABORATORIES			1	100%	1
VETERANS AFFAIRS MEDICAL CENTER - EAST ORANGE			1	100%	1
TALLAHASSEE PRIMARY CARE ASSOCIATES PA			1	100%	1
MALUHIA		1			1
Eddy Memorial Geriatric Center		1			1
VILLAGES REHABILITATION AND NURSING CENTER		1			1
HEALTH FIRST MEDICAL GROUP LLC			1	100%	1
MEDICAL CENTER OF CENTRAL GEORGIA			1	100%	1
SEASONS HOSPICE AND PALLIATIVE CARE OF			1	100%	1
DIAGNOSTIC & MEDICAL SPECIALISTS OF GREENWICH		1			1
Trucare Living Centers - Columbus		1			1
CLEAR LAKE REGIONAL MEDICAL CENTER			1	100%	1
OAKMONT WEST- GREENVILLE SC		1			1

# COVID-19: testing by laboratory

Data through Dec 2, 2020 verified as of Dec 3, 2020 at 09:25 AM

Data in this report are provisional and subject to change.

The numbers in the table below represent the number of Florida and non-Florida residents for whom test results were received by the Department of Health. A person can be tested by more than one laboratory and can have both positive and negative results. **Therefore, the sum of the numbers in each column will be larger than the total number of people tested.**

Reporting lab	Inconclusive	Negative	Positive	Percent positive	Total
ENCOMPASS HEALTH HOME HEALTH		1			1
MED TECH SERVICES OF PALM BEACH INC		1			1
SMITH KLINE			1	100%	1
Lanier Rehab			1	100%	1
BAHIA OAKS LODGE		1			1
ELEMENTS PHARMACY			1	100%	1
ADVENT HEALTH MEDICAL GROUP FAMILY MEDICINE			1	100%	1
POINT OF CARE CLINICS PRIMARY CARE		1			1
ADVENT HEALTH APOPKA		1			1
Signature healthcare of Jacksonville		1			1
GRAND VIEW HOSPITAL			1	100%	1
CVS MINUTE CLINIC DIAGNOSTIC OF VIRGINIA		1			1
MCH PHYSICIANS GROUP			1	100%	1
CSL PLASMA LAB			1	100%	1
Valley Center (WV)			1	100%	1
ST GERARD'S COMMUNITY OF CARE		1			1
COLLINS NURSING HOME		1			1
ARIZA WELLNESS CARE LLC			1	100%	1
CONSOLIDATED			1	100%	1
WALGREENS #01398			1	100%	1
INFECTION CONTROL DEPT			1	100%	1
CALIFORNIA DIVISION OF COMMUNICABLE DISEASE CONTROL			1	100%	1
MEMORIAL HERMANN SOUTHWEST HOSPITAL			1	100%	1
BLUEWATER TOXICOLOGY			1	100%	1
FAMILY CARE PARTNERS URGENT CARE LLC			1	100%	1
OAKMONTE VILLAGE		1			1
HEALTHCARE FOR THE HOMELESS			1	100%	1
JACKSONVILLE STATEFL			1	100%	1
Douglas County Health Center		1			1
DOCTORS MEMORIAL HOSP HOME HEALTH CARE		1			1
EXPRESS CARE OF THE SHOALS		1			1
SHAMRA MEDICAL LABORATORY			1	100%	1
SKY RIDGE MEDICAL CENTER - MICRO			1	100%	1
UNIVERSITY HOSPITALS OF CLEVELAND			1	100%	1
ADVENT HEALTH CENTRAL TEXAS		1			1
STATE OF FLORIDA			1	100%	1
LUTHERAN HAVEN ASSISTED LIVING		1			1
NCHMD INC			1	100%	1
MARYLAND DEPARTMENT OF HEALTH AND MENTAL HYGIENE-LABORATORIES			1	100%	1
FIU HEALTH CARE CENTER			1	100%	1
ADVANCE MD CARE			1	100%	1
PHYSICIANS IMMEDIATE CARE ELGIN			1	100%	1
OHIO HEALTH DOCTORS HOSPITAL			1	100%	1
CONSULATE HEALTH CARE OF VERO BEACH			1	100%	1
SOUTH FLORIDA URGENT CARE CENTERS, LLC			1	100%	1
HAWAII DEPARTMENT OF HEALTH LAB			1	100%	1

# COVID-19: testing by laboratory

Data through Dec 2, 2020 verified as of Dec 3, 2020 at 09:25 AM

Data in this report are provisional and subject to change.

The numbers in the table below represent the number of Florida and non-Florida residents for whom test results were received by the Department of Health. A person can be tested by more than one laboratory and can have both positive and negative results. **Therefore, the sum of the numbers in each column will be larger than the total number of people tested.**

Reporting lab	Inconclusive	Negative	Positive	Percent positive	Total
BELLE GLADES HEALTH CLINIC			1	100%	1
MEDICAL ASSOCIATES OF PINELLAS - LAB			1	100%	1
SIGNATURE CARE LEWISVILLE-EMERGENCY CENTER			1	100%	1
ADVENTHEALTH HOSPICE CARE CENTRAL FLORIDA		1			1
The Crossroads		1			1
FLORIDA DIGESTIVE AND LIVER SPECIALISTS			1	100%	1
HILTON HEAD HOSPITAL/INPATIENT			1	100%	1
ST. JOHN HOSPITAL & MEDICAL CENTER			1	100%	1
ST JUDE LABORATORIES		1			1
SIGNATURE CARE MEMORIAL CITY			1	100%	1
MEDEXPRESS URGENT CARE - BLUEFIELD			1	100%	1
JUPITER PEDIATRIC ASSOCIATES, PA			1	100%	1
MEA PRIMARY CARE PLUS BYRAM			1	100%	1
MACADAMS HOME HEALTH AGENCY		1			1
EAST COAST INSTITUTE FOR RESEARCH LLC			1	100%	1
RAMBAM URGENT CARE			1	100%	1
SUPERKIDS PEDIATRICS			1	100%	1
Brio of Johnston		1			1
PANCARE HEALTH - ALTHA PUBLIC			1	100%	1
EAST NAPLES PEDIATRICS			1	100%	1
MAYO CLINIC BEACHES PRIMARY CARE CTR		1			1
MANSFIELD MEDICAL LODGE			1	100%	1
TRUMAN MEDICAL CENTER - HOSPITAL HILL			1	100%	1
ALL CARE URGENT CARE			1	100%	1
ALPHA CLINICAL LABORATORY CORP.			1	100%	1
ST CATHERINE HOSPITAL LABORATORY			1	100%	1
ROYAL CARE OF AVON PARK			1	100%	1
CVS MINUTE CLINIC DIAG OF IND, LLC #6549		1			1
JUPITER MEDICAL CENTER URGENT CARE - STUART			1	100%	1
SUMMERFIELD PAIN MANAGEMENT			1	100%	1
MICHIGAN HEALTH CLINIC LABORATORIES		1			1
BIG BEND HOSPICE INC		1			1
COMMUNICABLE DISEASE CONTROL/PUBLIC HEALTH EMERGENCY PREPAREDNESS			1	100%	1
LOUNDY		1			1
INN AT ASTON GARDENS AT PELICAN POINTE,THE		1			1
HOWELL BRANCH COURT			1	100%	1
PROGENESIS INC			1	100%	1
THE LITTLE CLINIC			1	100%	1
CVS MINUTE CLINIC DIAGNOSTIC PA #3060		1			1
NEWTON MEMORIAL HOSPITAL		1			1
ADVANCED RESEARCH AND DIAGNOSTIC LABORATORY UNIVERSITY OF MINNESOTA			1	100%	1
ROYAL PALM PEDIATRICS			1	100%	1
ASHLEY CLINICAL DIAGNOSTIC LABORATORY			1	100%	1
TRAVIS LEE THOMPSON MD			1	100%	1
WASHINGTON STATE DEPARTMENT OF HEALTH PUBLIC HEALTH LABORATORIES			1	100%	1
WESTON COUNTY HEALTH SERVICES			1	100%	1



# COVID-19: testing by laboratory

Data through Dec 2, 2020 verified as of Dec 3, 2020 at 09:25 AM

Data in this report are provisional and subject to change.

The numbers in the table below represent the number of Florida and non-Florida residents for whom test results were received by the Department of Health. A person can be tested by more than one laboratory and can have both positive and negative results. **Therefore, the sum of the numbers in each column will be larger than the total number of people tested.**

Reporting lab	Inconclusive	Negative	Positive	Percent positive	Total
Sanford Health & Rehabilitation			1	100%	1
PARTNERS IN PRIMARY CARE		1			1
BEAUMONT REFERENCE LABORATORY			1	100%	1
MISSOURI DEPARTMENT OF HEALTH AND SENIOR SERVICES - STATE PH LAB		1			1
LEE MEMORIAL HOSPITAL OUTPATIENT SURGERY CENTER			1	100%	1
HENRICO DOCTOR'S LABORATORY			1	100%	1
BAPTIST HEALTH LEXINGTON			1	100%	1
CAROMONT HEALTH			1	100%	1
DYNAMIC HEALTH CENTERS INC			1	100%	1
XSTREMEMD			1	100%	1
EXPEDIAN URGENT CARE			1	100%	1
MERITUS MEDICAL CENTER			1	100%	1
IVAN, MAYA			1	100%	1
DAYTONA BEACH CENTRA CARE			1	100%	1
WELLMED AT FORT PIERCE		1			1
PRINCIPLE DIAGNOSTICS LLC			1	100%	1
BRIDGEWATER PARK ASSISTED LIVING LLC			1	100%	1
NEIGHBORCARE PHARMACY SERVICES		1			1
Manassas Health & Rehab			1	100%	1
LAKE COMMUNITY ACTION AGENCY		1			1
NAPHCARE INC		1			1
AZALEALAND NURSING HOME		1			1
FIT4LIFE MEDICAL CENTER			1	100%	1
Cortland Acres Association		1			1
STEWARD FLORIDA ALF, INC			1	100%	1
HEALTHCARE ASSOCIATES OF IRVING, LLP			1	100%	1
FLAGLER PROFESSIONAL HEALTH CARE SERVICES INC		1			1
VIVEX/UMTB BIOMEDICAL			1	100%	1
SAINT BARNABAS MEDICAL CENTER		1			1
USC VERDUGO HILLS HOSPITAL			1	100%	1
MDS PHARMA SERVICES		1			1
SUNSHINE PEDIATRICS OF CENTRAL FLORIDA PL			1	100%	1
SANTA CLARA VALLEY MEDICAL CENTER			1	100%	1
RIVERSIDE MEDICAL CENTER		1			1
ADVANCED PEDIATRICS			1	100%	1
WESTWOOD NURSING & REHAB		1			1
ALL PEDIATRIC CARE			1	100%	1
MID FLORIDA BIOLOGICALS			1	100%	1
TREASURE COAST MEDICAL CONCIERGE LLC			1	100%	1
CLEVELAND CLINIC FLORIDA			1	100%	1
DUKE HEALTH REGIONAL HOSPITAL			1	100%	1
Cornerstone at the Ranch		1			1
FALMOUTH BY THE SEA			1	100%	1
GEORGE WASHINGTON UNIVERSITY HOSPITAL			1	100%	1
MY URGENT CARE CLINIC			1	100%	1
Harris Hill Nursing Facility		1			1

# COVID-19: testing by laboratory

Data through Dec 2, 2020 verified as of Dec 3, 2020 at 09:25 AM

Data in this report are provisional and subject to change.

The numbers in the table below represent the number of Florida and non-Florida residents for whom test results were received by the Department of Health. A person can be tested by more than one laboratory and can have both positive and negative results. **Therefore, the sum of the numbers in each column will be larger than the total number of people tested.**

Reporting lab	Inconclusive	Negative	Positive	Percent positive	Total
PALM BEACH DIABETES AND ENDOCRINE SPECIALISTS, PA			1	100%	1
BMC/NASSAU			1	100%	1
HELGEMO & LIOU PEDIATRICS			1	100%	1
NAVAL MEDICAL CENTER			1	100%	1
ORCHID TERRACE		1			1
LAKEVIEW REGIONAL HOSPITAL			1	100%	1
CROSS CREEK HEALTH CARE		1			1
CONWAY MEDICAL CENTER			1	100%	1
DOCTORS HEARING			1	100%	1
ADVENTIST HEALTH SYSTEM FLORIDA DEPT OF HEALTH		1			1
ORMOND BEACH URGENT CARE			1	100%	1
ALLIED PHYSICIANS GROUP		1			1
MIAMI-DADE COUNTY HEALTH DEPT.		1			1
FLORIDA EPIDEMIOLOGY PROGRAM			1	100%	1
Ramsey Village		1			1
RAPID CITY REGIONAL HOSPITAL -579 ATTN. LABORATORY		1			1
Autumn Care of Suffolk		1			1
WOODLAND TOWERS			1	100%	1
BAYOU URGENT CARE			1	100%	1
LEXINGTON PLACE SENIOR LIVING COMMUNITY		1			1
LAKEVIEW HEALTH CARE SYSTEM LLC			1	100%	1
Senatobia Healthcare & Rehab		1			1
MEDSTAR HEALTH URGENT CARE			1	100%	1
UNIVERSITY OF MARYLAND PATHOLOGY ASSOCIATES			1	100%	1
AFFINITY URGENT CARE			1	100%	1
Avera Sr. James Care Center		1			1
UMASS MEMORIAL MEDICAL CENTER, INC		1			1
FHPG_EXP CARE W HILLSBOROUGH			1	100%	1
ST JOHNS PEDIATRICS PA		1			1
CLINCLOUD, LLC			1	100%	1
MARION COUNTY HEALTH DEPARTMENT			1	100%	1
CLEVELAND CLINIC IMAGING			1	100%	1
FLEMING ISLAND CENTER FOR CLINICAL RESEARCH		1			1
Manorcare Health Services West Reading North		1			1
PULSE MEDICAL GROUP INC			1	100%	1
CYPRESS CREEK MEDICAL CENTER			1	100%	1
DESERT HOSPITAL/CPHU CLINICAL LABORATORY			1	100%	1
MEDFAST URGENT CARE CENTERS, LLC		1			1
AVALON PARK RETIREMENT RESIDENCE		1			1
DOCTORS CARE - GREER		1			1
MID-FLORIDA PATHOLOGY LLC - MOBILE UNIT # 3			1	100%	1
Good Samaritan Society-Blackduck		1			1
Kindred Hospital South Florida Hollywood SNU			1	100%	1
FELICIDAD MEDICAL CENTER INC			1	100%	1
MINUTECLINIC LLC #3635		1			1
ST. MICHAEL'S ELITE HOSPITAL			1	100%	1

# COVID-19: testing by laboratory

Data through Dec 2, 2020 verified as of Dec 3, 2020 at 09:25 AM

Data in this report are provisional and subject to change.

The numbers in the table below represent the number of Florida and non-Florida residents for whom test results were received by the Department of Health. A person can be tested by more than one laboratory and can have both positive and negative results. **Therefore, the sum of the numbers in each column will be larger than the total number of people tested.**

Reporting lab	Inconclusive	Negative	Positive	Percent positive	Total
Imperial Healthcare Centre			1	100%	1
SYNERGENE LABORATORY			1	100%	1
SHAH			1	100%	1
NEW ERA COMMUNITY HEALTH CENTER LLC		1			1
WILTON MANORS HEALTH & REHABILITATION CENTER			1	100%	1
HOUSTON DEPARTMENT OF HEALTH AND HUMAN SERVICES			1	100%	1
OAKWOOD HOSPITAL - SOUTHSHORE			1	100%	1
AUGUSTA HEALTH CLINICAL LABORATORY			1	100%	1
ST VINCENTS AMBULATORY CARE INC			1	100%	1
WEST COAST CLINICAL LABS INC			1	100%	1
LIFEGUARD AMBULANCE SERVICE LLC - BAY COUNTY			1	100%	1
OCALA FAMILY MEDICAL CENTER		1			1
CULVER CITY URGENT CARE			1	100%	1
BORINQUEN HEALTH CENTER			1	100%	1
LAKE MARY - STIRLING CENTER SUITE 202			1	100%	1
FLAGLER COUNTY BOARD OF COUNTY COMMISSIONERS			1	100%	1
Dulles Health and Rehab Center		1			1
NDX-CORE LAB			1	100%	1
LRGHEALTHCARE		1			1
NORTHCREST MEDICAL CENTER			1	100%	1
ASHLEY PEDIATRICS			1	100%	1
VIRTUA WEST JERSEY HOSPITAL		1			1
NONA MEDICAL ARTS		1			1
DIXITKUMAR N MODI MD PA			1	100%	1
CLINICAL LABORATORY		1			1
HEALTH CARE SERVICES LC			1	100%	1
FLORHAM PARK ENDOSCOPY CENTER		1			1
GREENTREE MEDICAL CENTER			1	100%	1
UHEALTH CORAL SPRINGS			1	100%	1
A.G. Rhodes		1			1
MINUTE CLINIC DIAGNOSTICS OF IN, LLC #6252		1			1
WALKIN MEDICAL URGENT CARE,NEW CITY			1	100%	1
FLORIDA DEPARTMENT OF HEALTH IN LEE COUNTY			1	100%	1
FLORIDA DEPARTMENT OF HEALTH PALM BEACH COUNTY			1	100%	1
CLAYMED OF NORTH FLORIDA			1	100%	1
SPINE & PAIN CONSULTANT PLLC		1			1
HIALEAH SHORES NURSING AND			1	100%	1
WINDSOR MANOR			1	100%	1
RIVERSIDE METHODIST HOSPITAL LAB			1	100%	1
MILFORD REGIONAL HOSPITAL			1	100%	1
FAIRFIELD MEDICAL CENTER			1	100%	1
MEMORIAL HEALTH UNIVERSITY MEDICAL CENTER			1	100%	1
Waters of Covington		1			1
KANA MEDICAL			1	100%	1
PENINSULA REGIONAL MED CTR LAB			1	100%	1
Garden View Care Center at Dougherty Ferry		1			1

# COVID-19: testing by laboratory

Data through Dec 2, 2020 verified as of Dec 3, 2020 at 09:25 AM

Data in this report are provisional and subject to change.

The numbers in the table below represent the number of Florida and non-Florida residents for whom test results were received by the Department of Health. A person can be tested by more than one laboratory and can have both positive and negative results. **Therefore, the sum of the numbers in each column will be larger than the total number of people tested.**

Reporting lab	Inconclusive	Negative	Positive	Percent positive	Total
BRANDON OUTREACH CLINIC			1	100%	1
EXCEL URGENT CARE OF NJ			1	100%	1
COOPER CLINIC			1	100%	1
PALMS OF FT MYERS,THE			1	100%	1
PRACTITIONERS IN MOTION			1	100%	1
DERMDX, DIV OF AURORA DIAGNOSTICS/BERNHARDT LAB		1			1
PROGRESS PHARMACY INC			1	100%	1
FORT MYERS REHABILITATION AND NURSING CENTER		1			1
CVS HEALTH, #2043		1			1
HERNANDO COUNTY HEALTH DEPT			1	100%	1
QUEST DIAGNOSTICS CLINICAL LABORATORIES INC		1			1
PALMETTO PRIMARY CARE PHYSICIANS			1	100%	1
Chateau Living Center			1	100%	1
VETERANS AFFAIRS MEDICAL CENTER - GREATER LOS ANGELES			1	100%	1
CARE STATION MEDICAL GROUP		1			1
VALLEY MEDICAL LABORATORY			1	100%	1
BOCA BIOLISTICS LLC			1	100%	1
MOUNT SINAI AVENTURA DIAGNOSTIC CENTER			1	100%	1
JACKSON MADISON CO. GEN. HOSPITAL			1	100%	1
SUN CLINICAL LABORATORIES			1	100%	1
Livingston County Center for Nursing and Rehabilitation		1			1
SPECTRUM LABORATORY			1	100%	1
Vi at Aventura		1			1
FAMILY HEALTH CENTER			1	100%	1
MINUTE CLINIC OF KANSAS PA			1	100%	1
LIBERTY HEALTH CENTER			1	100%	1
ASPIRUS RIVERVIEW HOSPITAL & CLINICS INC		1			1
LITTLE FALLS HOSPITAL LABORATORY		1			1
BEAUMONT HOSPITAL			1	100%	1
TENNOVA ER - SANGO			1	100%	1
GUARDANT HEALTH		1			1
HYDE PARK MEDICAL CENTER		1			1
BAPTIST EMERGENCY HOSPITAL KELLY			1	100%	1
MARYLAND DEPARTMENT OF HEALTH AND MENTAL HYGIENE			1	100%	1
PANCARE HEALTH - VERNON ELEMENTARY			1	100%	1
MEDICAL ARTS LABORATORY			1	100%	1
ALLEGANY COUNTY DEPARTMENT OF HEALTH		1			1
MINUTECLINIC DIAGNOSTIC OF VIRGINIA, LLC #1656		1			1
The Evangelical Lutheran Good Samaritan Society Prescott Village		1			1
VILLAGES HEALTH SYSTEM, LLC, THE			1	100%	1
HEALTHQUEST, INC			1	100%	1
GOLDING-GRANADO MEDICAL ASSOCIATES		1			1
LUMICO LIFE INSURANCE COMPANY		1			1
STARLING AT NOCATEE			1	100%	1
ARBOR TERRACE SAN JOSE LLC		1			1
NFRC CLINICAL LAB			1	100%	1

# COVID-19: testing by laboratory

Data through Dec 2, 2020 verified as of Dec 3, 2020 at 09:25 AM

Data in this report are provisional and subject to change.

The numbers in the table below represent the number of Florida and non-Florida residents for whom test results were received by the Department of Health. A person can be tested by more than one laboratory and can have both positive and negative results. **Therefore, the sum of the numbers in each column will be larger than the total number of people tested.**

Reporting lab	Inconclusive	Negative	Positive	Percent positive	Total
SKYRIDGE CLINICAL ASSOCIATES		1			1
BAPTIST HOSPITAL EMPLOYEE HEALTH OFF			1	100%	1
OCCUPATIONAL HEALTH CENTER		1			1
CLINIC OF PEDIATRICS & GI MEDICINE INC			1	100%	1
SUNSHINE URGENT CARE LLC			1	100%	1
ADVENTHEALTH NEW SMYRNA BEACH COMMUNITY HEALTH			1	100%	1
LP ELIZABETHTON		1			1
<b>Total</b>	<b>52,780</b>	<b>9,976,965</b>	<b>1,312,789</b>	<b>12%</b>	<b>11,342,534</b>