

COVID-19: summary of persons monitored, persons tested, and cases

Data through Sep 8, 2020 verified as of Sep 9, 2020 at 09:25 AM

Data in this report are provisional and subject to change.

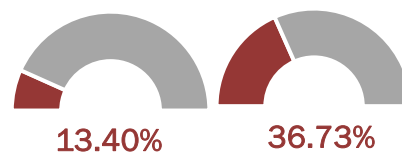
Monitored persons: people the Florida Department of Health was notified of for possible monitoring because they are a contact of a case, traveled from China, or were identified by the Centers for Disease Control and Prevention (CDC) as a part of a airline/ship contact investigation

Total reports	222,599
Total persons of high, medium, or unknown risk	218,940
High/medium/unknown risk still being monitored	15,551

Persons tested: includes PCR and antigen test results received by the Department of Health from the state public health laboratory (BPHL), as well as commercial and hospital laboratories

	Florida residents	Non-Florida residents
Total tested	4,818,178	20,086
Positive	644,781	7,367
Negative	4,166,408	12,692
Inconclusive	6,989	27
Awaiting testing	3,527	30

Cumulative percent positivity (based on positive and negative results from March 1 - present)



Cases: people with positive PCR or antigen test result

Total cases	652,148
Florida residents	644,781
Non-Florida residents	7,367

Type of testing	
Florida residents	644,781
Positive by BPHL/CDC	23,005
Positive by commercial/hospital lab	621,776
PCR positive	633,787
Antigen positive	10,994
Non-Florida residents	7,367
Positive by BPHL/CDC	247
Positive by commercial/hospital lab	7,120
PCR positive	7,037
Antigen positive	330

Characteristics	
Florida residents hospitalized	40,517
Florida resident deaths	12,115
Non-Florida resident deaths	154

Hospitalized counts include anyone who was hospitalized at some point during their illness. It does not reflect the number of people currently hospitalized.

More information on deaths identified through death certificate data is available on the National Center for Health Statistics website at www.cdc.gov/nchs/nvss/vsrr/COVID19/index.htm.

Risk factors for Florida residents	
Traveled	4,997
Contact with a known case	221,721
Traveled and contact with a known case	5,325
Neither	412,738
No travel and no contact	78,108
Travel is unknown	246,230
Contact is unknown	155,718
Contact is pending	161,758

Travel can be unknown and contact can be unknown or pending for the same case, these numbers will sum to more than the "neither" total.

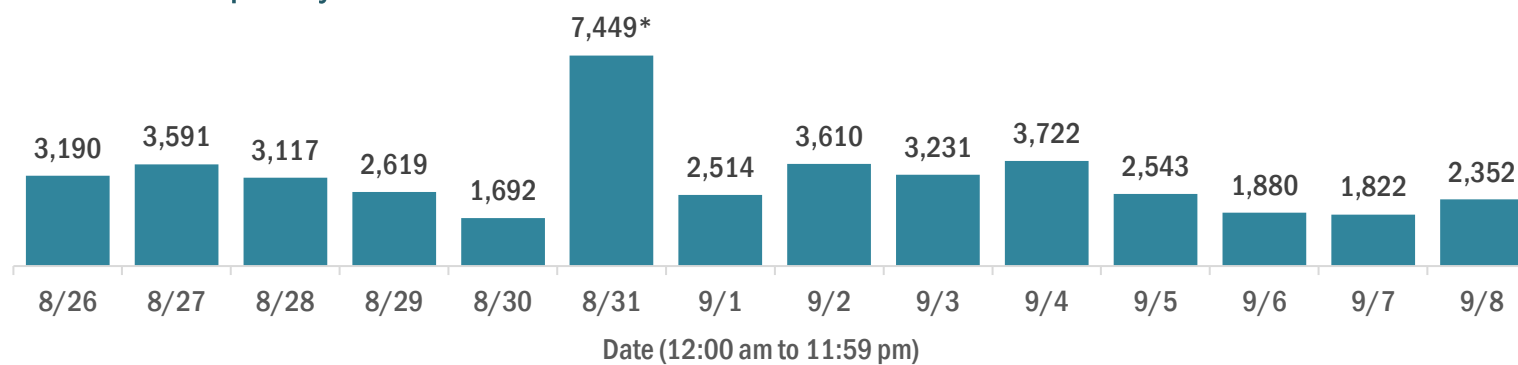
COVID-19: cases and laboratory testing over time

Data through Sep 8, 2020 verified as of Sep 9, 2020 at 09:25 AM

Data in this report are provisional and subject to change.

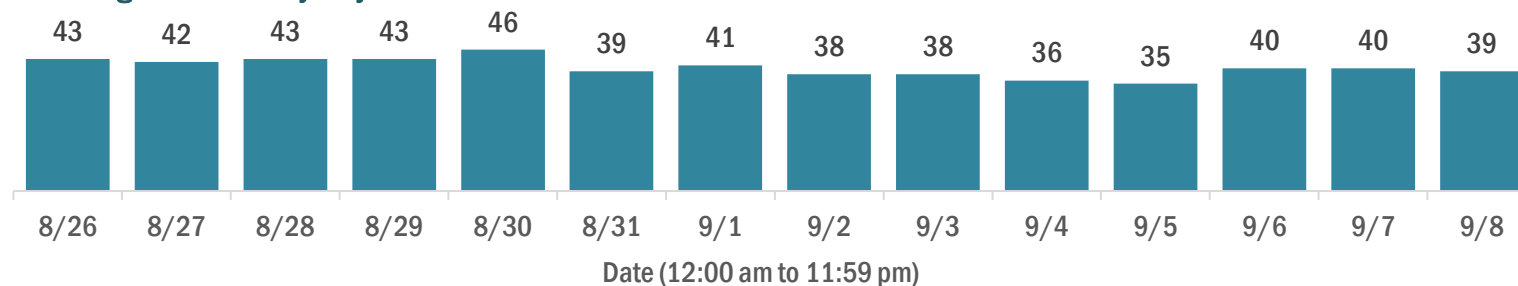
Cases in Florida residents per day for the past 2 weeks

Number of cases per day



* Includes a one-time historical data submission of 3,799 cases from a large laboratory. The number of new cases on 8/31 excluding the historical data submission was 3,650. See graph on next page for excess cases by specimen collection date.

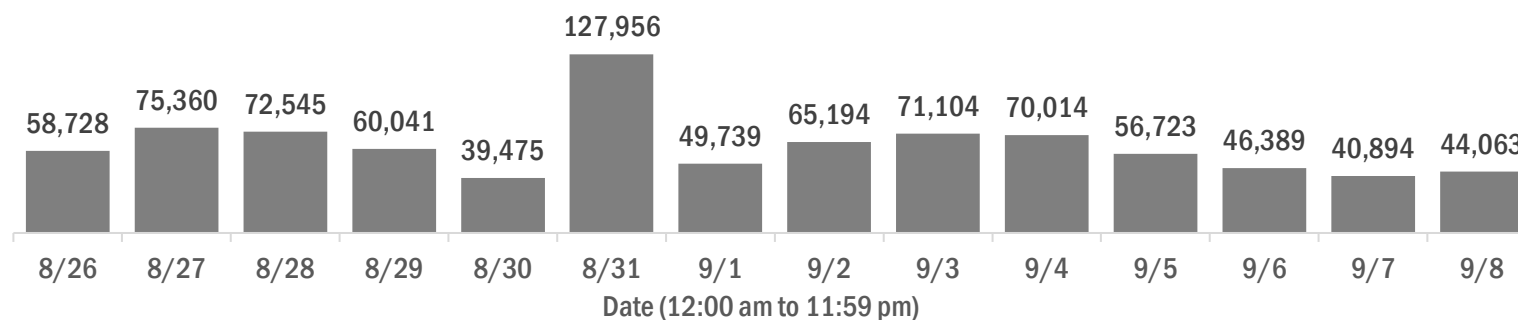
Median age of cases by day



Laboratory testing for Florida residents over the past 2 weeks

Number of Florida residents tested per day

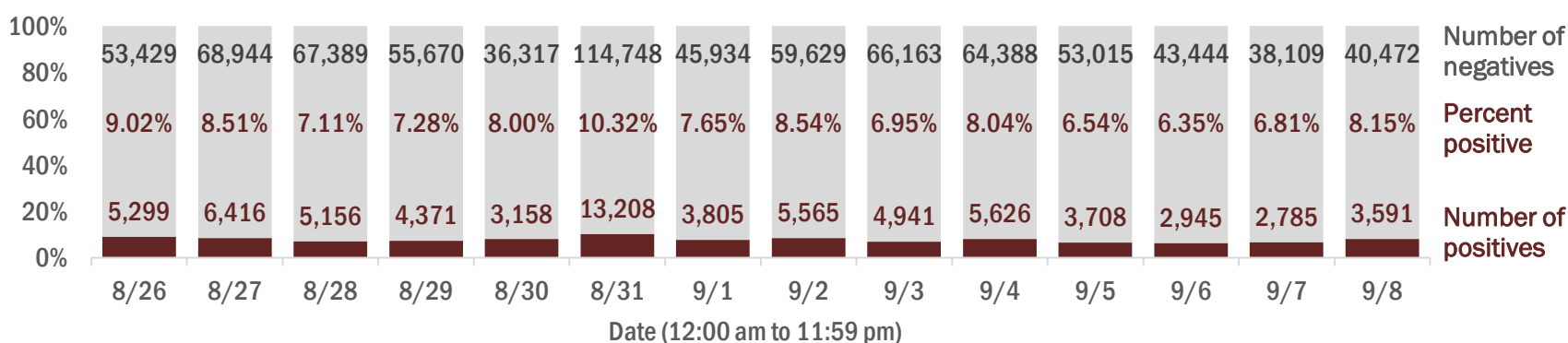
These counts include the number of people for whom the Department received PCR or antigen laboratory results by day. People tested on multiple days will be included for each day a new result was received. A person is only counted once for each day they are tested, regardless of whether multiple specimens are tested or multiple results are received.



Number and percent of Florida residents with positive test results

The percent of positive results ranged from 6.35% to 10.32% over the past 2 weeks and was 8.15% yesterday.

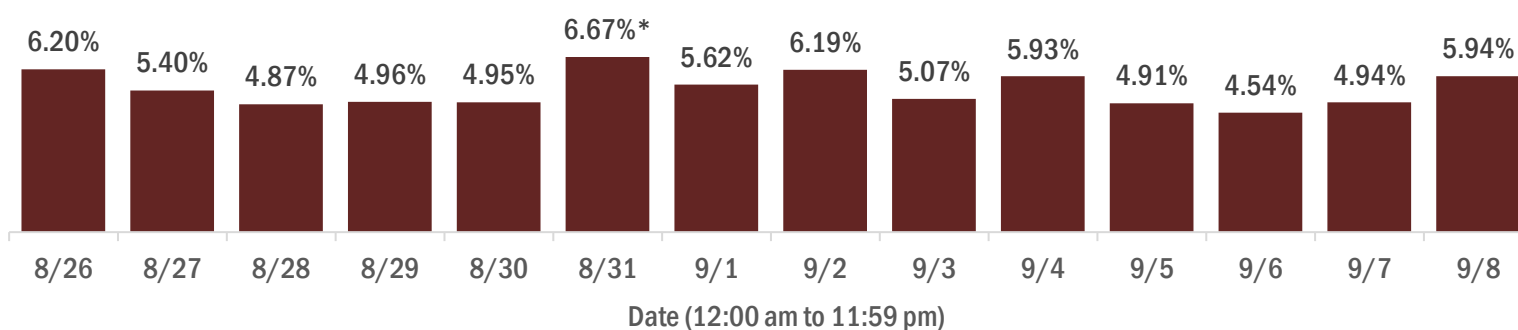
These counts include the number of people for whom the Department received PCR or antigen laboratory results by day. People tested on multiple days will be included for each day a new result was received. A person is only counted once for each day they are tested, regardless of whether multiple specimens are tested or multiple results are received. If a person has a positive specimen and a negative specimen in the same day, only the positive result is counted.



Percent positivity for new cases in Florida residents

The percent of positive results ranged from 4.54% to 6.67% over the past 2 weeks and was 5.94% yesterday.

This percent is the number of people who test PCR- or antigen-positive for the first time divided by all the people tested that day, excluding people who have previously tested positive.



* Includes a one-time historical data submission from a large laboratory. The percent positivity on 8/31 excluding the historical data submission was 5.58%. See graph on next page for excess cases by specimen collection date.

COVID-19: cases and laboratory testing over time

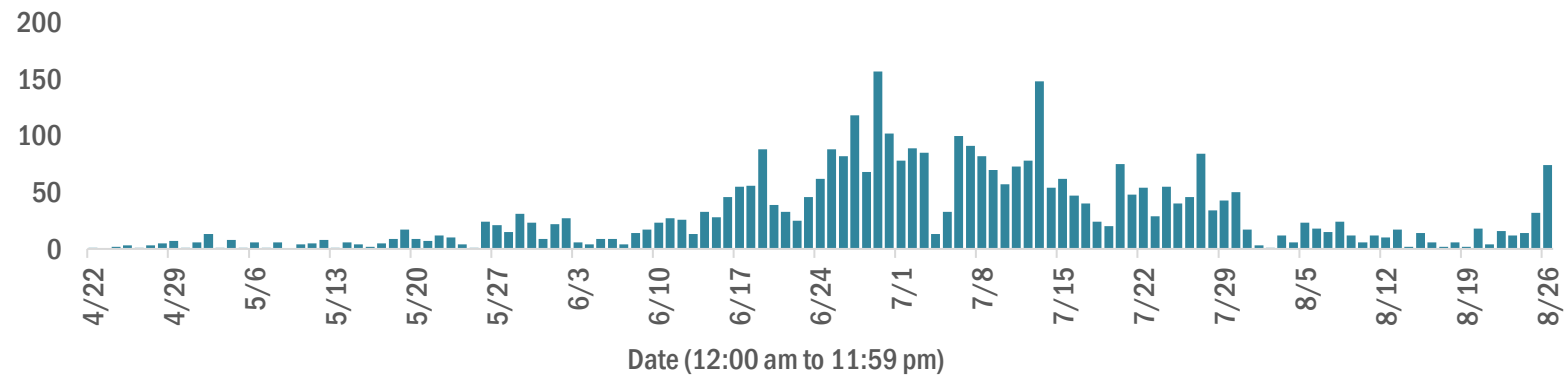
Data through Sep 8, 2020 verified as of Sep 9, 2020 at 09:25 AM

Data in this report are provisional and subject to change.

Excess cases counted on 8/31 by specimen collection date

Number of cases per day

On 8/31, the Department received a one-time historical data submission from a large laboratory resulting in 3,799 cases being created from specimens collected before 8/27. Below is the number of cases by the earliest specimen collection date.



COVID-19: characteristics of 644,781 Florida resident cases

Data through Sep 8, 2020 verified as of Sep 9, 2020 at 09:25 AM

Data in this report are provisional and subject to change.

Age group	Cases		Hospitalizations		Deaths	
0-4 years	11,025	2%	254	1%	0	0%
5-14 years	26,910	4%	230	1%	4	0%
15-24 years	98,261	15%	1,025	3%	29	0%
25-34 years	120,234	19%	2,288	6%	82	1%
35-44 years	104,898	16%	3,470	9%	217	2%
45-54 years	102,859	16%	5,168	13%	497	4%
55-64 years	84,250	13%	7,145	18%	1,312	11%
65-74 years	49,266	8%	7,956	20%	2,551	21%
75-84 years	28,494	4%	7,465	18%	3,517	29%
85+ years	16,758	3%	5,509	14%	3,906	32%
Unknown	1,826	0%	7	0%	0	0%
Total	644,781		40,517		12,115	

Gender	Cases	
Female	330,533	51%
Male	310,159	48%
Unknown	4,089	1%
Total	644,781	

Ethnicity	Cases		Hospitalizations		Deaths	
Hispanic	186,410	29%	12,078	30%	3,042	25%
Non-Hispanic	250,886	39%	25,824	64%	7,867	65%
Unknown	207,485	32%	2,615	6%	1,206	10%
Total	644,781		40,517		12,115	

Race and ethnicity	Cases		Hospitalizations		Deaths	
White	279,343	43%	24,293	60%	8,130	67%
Hispanic	122,201	19%	8,471	21%	2,359	19%
Non-Hispanic	135,286	21%	14,877	37%	5,284	44%
Unknown	21,856	3%	945	2%	487	4%
Black	100,404	16%	9,734	24%	2,343	19%
Hispanic	4,663	1%	418	1%	80	1%
Non-Hispanic	86,080	13%	9,009	22%	2,153	18%
Unknown	9,661	1%	307	1%	110	1%
Other race	85,605	13%	4,931	12%	1,005	8%
Hispanic	43,528	7%	2,841	7%	500	4%
Non-Hispanic	26,120	4%	1,813	4%	386	3%
Unknown	15,957	2%	277	1%	119	1%
Unknown race	179,429	28%	1,559	4%	637	5%
Hispanic	16,018	2%	348	1%	103	1%
Non-Hispanic	3,400	1%	125	0%	44	0%
Unknown	160,011	25%	1,086	3%	490	4%
Total	644,781		40,517		12,115	

Hospitalization counts include anyone who was hospitalized at some point during their illness. It does not reflect the number of people currently hospitalized. **Other race** includes any person with a race of American Indian/Alaskan native, Asian, native Hawaiian/Pacific Islander, or other.

COVID-19: deaths in Florida residents and staff of long-term care facilities

Data through Sep 8, 2020 verified as of Sep 9, 2020 at 09:25 AM

Data in this report are provisional and subject to change.

For current cases in residents or staff of long-term care facilities, please visit: <https://floridahealthcovid19.gov/>

County	Deaths		County	Deaths		County	Deaths	
Dade	742	15%	Jackson	56	1%	Okeechobee	10	0%
Palm Beach	507	10%	Indian River	54	1%	Gadsden	8	0%
Pinellas	487	10%	Clay	47	1%	Calhoun	7	0%
Broward	370	7%	Suwannee	46	1%	Gilchrist	7	0%
Hillsborough	271	5%	Hernando	45	1%	Lafayette	6	0%
Polk	255	5%	Okaloosa	44	1%	Jefferson	4	0%
Lee	238	5%	Osceola	43	1%	Baker	3	0%
Brevard	143	3%	St. Johns	29	1%	Taylor	3	0%
Sarasota	132	3%	Highlands	23	0%	Bradford	2	0%
St. Lucie	130	3%	Citrus	20	0%	Hardee	2	0%
Seminole	123	2%	Bay	19	0%	Holmes	2	0%
Manatee	122	2%	Hendry	19	0%	Desoto	1	0%
Duval	113	2%	Sumter	18	0%	Flagler	1	0%
Marion	108	2%	Leon	16	0%	Gulf	1	0%
Volusia	106	2%	Alachua	15	0%	Levy	1	0%
Escambia	93	2%	Walton	13	0%	Monroe	1	0%
Orange	92	2%	Columbia	12	0%	Total	5,035	
Pasco	90	2%	Putnam	12	0%			
Collier	83	2%	Santa Rosa	12	0%			
Martin	77	2%	Washington	12	0%			
Lake	61	1%	Madison	10	0%			
Charlotte	58	1%	Nassau	10	0%			

Note: cases are summarized by the county of usual residence. Residents and staff may be cases associated with facilities that are not in their county of usual residence, resulting in cases being included below for counties that do not have facilities with known cases.

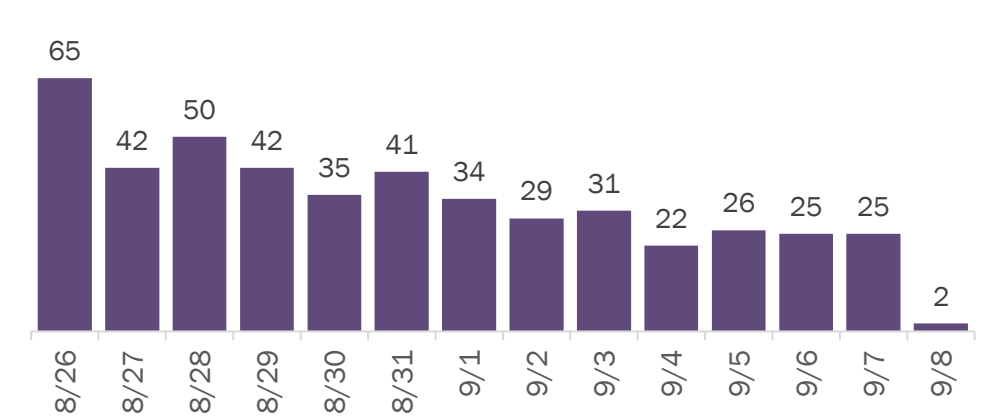
COVID-19: cases in Florida residents who have died

Data through Sep 8, 2020 verified as of Sep 9, 2020 at 09:25 AM

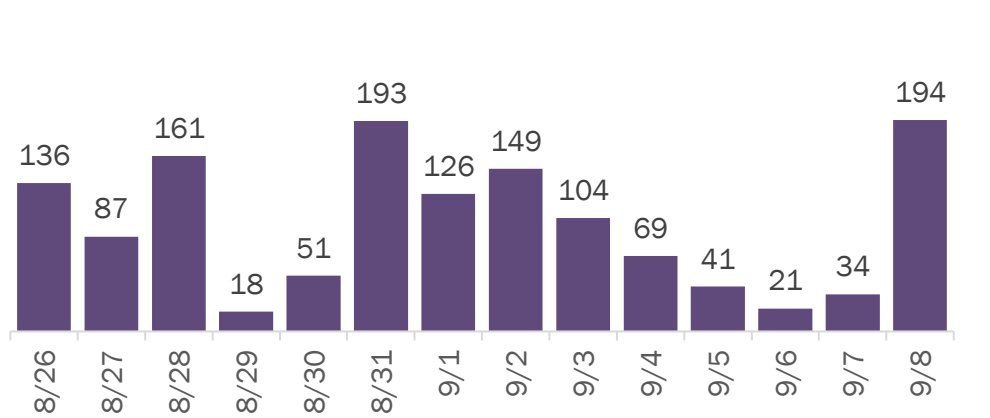
Data in this report are provisional and subject to change.

Demographics for all identified COVID-19 deaths: 12,115

Deaths by date of death



Deaths by date reported to the Department



Median age: 79 years

Age group	Deaths	Cases	Case fatality rate	Mortality rate per 100,000 population
0-4 years	0	11,025	0.0%	0.0
5-14 years	4	26,910	0.0%	0.2
15-24 years	29	98,261	0.0%	1.2
25-34 years	82	120,234	0.1%	2.9
35-44 years	217	104,898	0.2%	8.3
45-54 years	497	102,859	0.5%	17.8
55-64 years	1,312	84,250	1.6%	45.4
65-74 years	2,551	49,266	5.2%	105.1
75-84 years	3,517	28,494	12.3%	250.5
85+ years	3,906	16,758	23.3%	676.3
Unknown	0	1,826	0.0%	
Total	12,115	644,781	1.9%	56.1

Race	Deaths	Cases	Case fatality rate	Mortality rate per 100,000 population
White	8,130	279,343	2.9%	48.7
Black	2,343	100,404	2.3%	64.1
Other	1,005	85,605	1.2%	80.8
Unknown	637	179,429	0.4%	
Total	12,115	644,781	1.9%	56.1

Gender	Deaths	Cases	Case fatality rate	Mortality rate per 100,000 population
Female	5,376	330,533	1.6%	48.7
Male	6,729	310,159	2.2%	63.7
Unknown	10	4,089	0.2%	
Total	12,115	644,781	1.9%	56.1

Ethnicity	Deaths	Cases	Case fatality rate	Mortality rate per 100,000 population
Hispanic	3,042	186,410	1.6%	53.6
Non-Hispanic	7,867	250,886	3.1%	49.4
Unknown	1,206	207,485	0.6%	
Total	12,115	644,781	1.9%	56.1

Age group distribution for deaths reported since previous report, previous 2 weeks, and cumulatively

201 deaths reported since previous report		1,384 deaths reported from Aug 26 - Sep 8		12,115 deaths reported cumulatively	
0-4 years	0	0-4 years	0	0-4 years	0
5-14 years	0	5-14 years	0	5-14 years	4
15-24 years	0	15-24 years	2	15-24 years	29
25-34 years	0	25-34 years	13	25-34 years	82
35-44 years	1	35-44 years	13	35-44 years	217
45-54 years	8	45-54 years	52	45-54 years	497
55-64 years	30	55-64 years	158	55-64 years	1,312
65-74 years	53	65-74 years	305	65-74 years	2,551
75-84 years	66	75-84 years	393	75-84 years	3,517
85+ years	43	85+ years	448	85+ years	3,906
Unknown	0	Unknown	0	Unknown	0

COVID-19: cases in Florida residents who have died

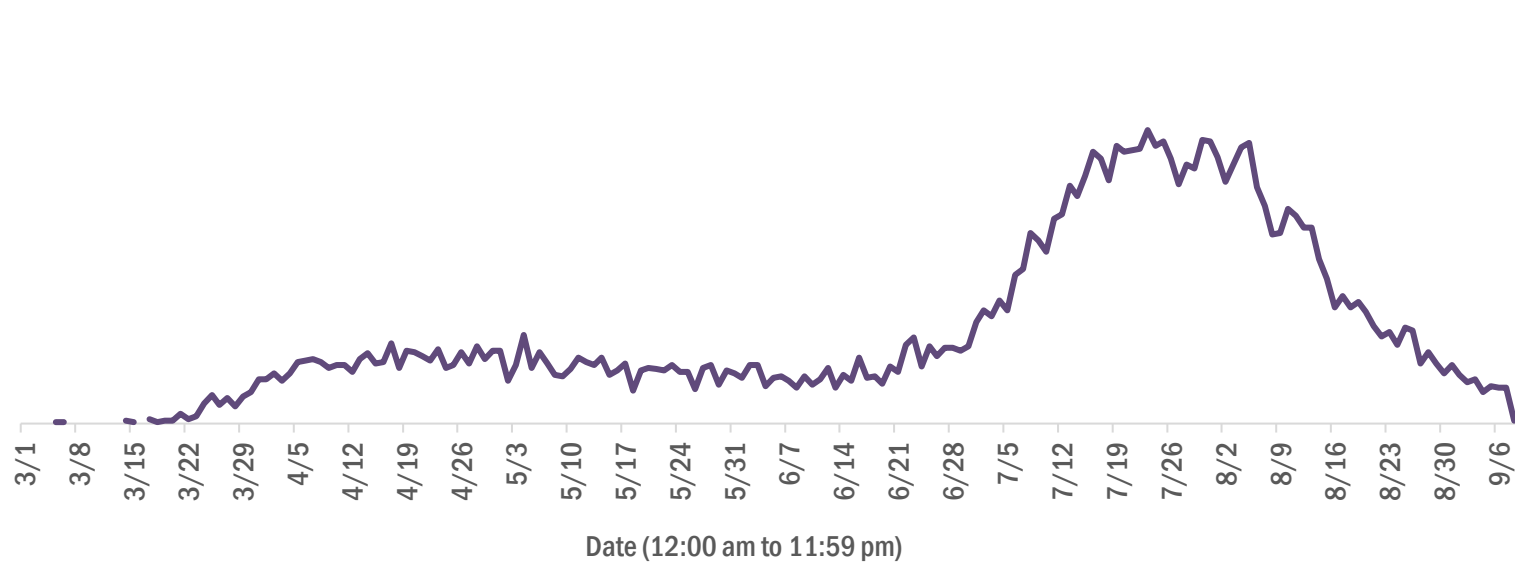
Data through Sep 8, 2020 verified as of Sep 9, 2020 at 09:25 AM

Data in this report are provisional and subject to change.

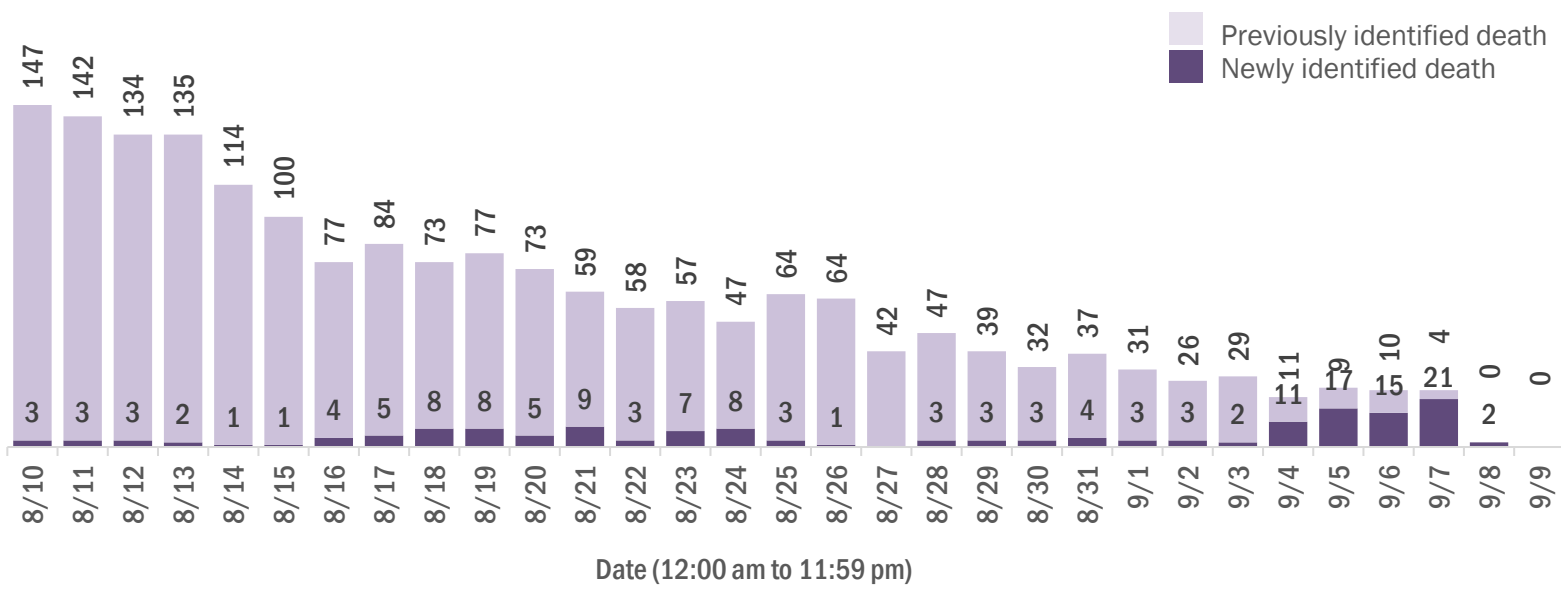
Deaths in Florida residents by date of death

12,115 deaths reported cumulatively, 201 deaths reported since previous report

March to present



Past 30 days



COVID-19: characteristics of 652,148 cases

Data through Sep 8, 2020 verified as of Sep 9, 2020 at 09:25 AM

Data in this report are provisional and subject to change.

Tables below include cases in Florida residents and non-Florida residents.

All 67 Florida counties have cases:

County	FL resident cases	Non-FL resident cases	Total cases	FL resident deaths	FL death rate	
Dade	161,175	25%	1,258	162,433	2,740	1.7%
Broward	73,083	11%	613	73,696	1,244	1.7%
Palm Beach	43,035	7%	387	43,422	1,178	2.7%
Hillsborough	38,605	6%	185	38,790	568	1.5%
Orange	36,944	6%	422	37,366	394	1.1%
Duval	27,581	4%	305	27,886	276	1.0%
Pinellas	20,440	3%	148	20,588	693	3.4%
Lee	18,945	3%	296	19,241	442	2.3%
Polk	17,962	3%	63	18,025	480	2.7%
Collier	11,964	2%	107	12,071	187	1.6%
Escambia	10,605	2%	1,029	11,634	194	1.8%
Osceola	11,504	2%	90	11,594	134	1.2%
Manatee	10,618	2%	111	10,729	266	2.5%
Volusia	9,812	2%	66	9,878	199	2.0%
Marion	8,910	1%	15	8,925	230	2.6%
Seminole	8,402	1%	35	8,437	184	2.2%
Pasco	8,323	1%	58	8,381	187	2.2%
Leon	7,880	1%	231	8,111	41	0.5%
Brevard	7,717	1%	25	7,742	237	3.1%
Sarasota	7,423	1%	63	7,486	221	3.0%
St. Lucie	7,352	1%	26	7,378	252	3.4%
Lake	6,824	1%	47	6,871	131	1.9%
Alachua	5,734	1%	78	5,812	33	0.6%
Bay	5,470	1%	87	5,557	87	1.6%
Santa Rosa	4,942	1%	48	4,990	60	1.2%
St. Johns	4,642	1%	87	4,729	61	1.3%
Martin	4,454	1%	30	4,484	123	2.8%
Okaloosa	4,423	1%	38	4,461	90	2.0%
Clay	4,267	1%	15	4,282	81	1.9%
Columbia	3,445	1%	13	3,458	39	1.1%
Indian River	2,910	0%	20	2,930	104	3.6%
Charlotte	2,814	0%	7	2,821	118	4.2%
Hernando	2,769	0%	18	2,787	100	3.6%
Gadsden	2,541	0%	8	2,549	42	1.7%
Jackson	2,506	0%	22	2,528	70	2.8%
Suwannee	2,500	0%	17	2,517	64	2.6%
Citrus	2,348	0%	7	2,355	67	2.9%
Sumter	2,051	0%	9	2,060	56	2.7%
Hendry	2,002	0%	2	2,004	41	2.0%
Highlands	1,936	0%	9	1,945	69	3.6%
Putnam	1,872	0%	2	1,874	38	2.0%
Nassau	1,743	0%	126	1,869	29	1.7%
Monroe	1,734	0%	29	1,763	20	1.2%
Walton	1,613	0%	149	1,762	20	1.2%
Desoto	1,523	0%	3	1,526	23	1.5%
Flagler	1,461	0%	14	1,475	18	1.2%
Okeechobee	1,285	0%	4	1,289	20	1.6%
Baker	1,280	0%	1	1,281	6	0.5%
Taylor	1,230	0%	3	1,233	10	0.8%
Lafayette	1,215	0%	0	1,215	10	0.8%
Hardee	1,178	0%	7	1,185	9	0.8%
Unknown	270	0%	853	1,123	0	0.0%
Washington	1,020	0%	11	1,031	17	1.7%
Wakulla	968	0%	6	974	8	0.8%
Levy	944	0%	5	949	8	0.8%
Madison	920	0%	15	935	16	1.7%
Bradford	870	0%	1	871	5	0.6%
Gulf	839	0%	10	849	13	1.5%
Dixie	776	0%	1	777	4	0.5%
Hamilton	728	0%	5	733	7	1.0%
Union	715	0%	0	715	5	0.7%
Holmes	678	0%	13	691	5	0.7%
Calhoun	585	0%	1	586	10	1.7%
Franklin	565	0%	4	569	3	0.5%
Jefferson	513	0%	9	522	7	1.4%
Gilchrist	483	0%	0	483	10	2.1%
Glades	466	0%	0	466	4	0.9%
Liberty	449	0%	0	449	7	1.6%
Total	644,781		7,367	652,148	12,115	1.9%

COVID-19: characteristics of 644,781 Florida resident cases

Data through Sep 8, 2020 verified as of Sep 9, 2020 at 09:25 AM

Data in this report are provisional and subject to change.

The table below includes the cities and counties of residence for cases in Florida residents based on the patient's ZIP Code. Note that city is not always received as part of the initial notification and may be missing while the case is being investigated.

City and county	Cases
Miami, Dade	95,122
Orlando, Orange	27,542
Jacksonville, Duval	25,700
Hialeah, Dade	23,157
Tampa, Hillsborough	23,093
Fort Lauderdale, Broward	16,020
Hollywood, Broward	13,873
West Palm Beach, Palm Beach	10,806
Homestead, Dade	10,740
Kissimmee, Osceola	9,223
Naples, Collier	8,846
Pensacola, Escambia	8,510
Pompano Beach, Broward	8,439
Saint Petersburg, Pinellas	8,331
Fort Myers, Lee	7,835
Tallahassee, Leon	7,567
Bradenton, Manatee	7,250
Ocala, Marion	7,018
Boca Raton, Palm Beach	6,064
Lake Worth, Palm Beach	5,969
Lakeland, Polk	5,841
Sarasota, Sarasota	5,340
Miramar, Broward	4,713
Gainesville, Alachua	4,622
Cape Coral, Lee	4,448
Port Saint Lucie, St. Lucie	4,319
Miami Gardens, Dade	4,155
Clearwater, Pinellas	4,064
Boynton Beach, Palm Beach	3,844
Lehigh Acres, Lee	3,751
Miami Beach, Dade	3,603
Panama City, Bay	3,548
Winter Haven, Polk	3,448
Lake City, Columbia	3,262
Coral Springs, Broward	3,259
Delray Beach, Palm Beach	2,974
Sunrise, Broward	2,724
Davie, Broward	2,689
Milton, Santa Rosa	2,660
Fort Pierce, St. Lucie	2,636
Missing, Broward	2,623
Saint Augustine, St. Johns	2,489
Brandon, Hillsborough	2,478
Riverview, Hillsborough	2,474
Plant City, Hillsborough	2,469
Opa Locka, Dade	2,413
Apopka, Orange	2,343
Doral, Dade	2,322
Immokalee, Collier	2,282
Daytona Beach, Volusia	2,271
Melbourne, Brevard	2,271
Largo, Pinellas	2,173
North Miami Beach, Dade	2,120
Live Oak, Suwannee	2,094
Stuart, Martin	2,093
Sanford, Seminole	2,081
Plantation, Broward	2,077
Miami Lakes, Dade	2,070
Vero Beach, Indian River	2,060

COVID-19: characteristics of 644,781 Florida resident cases

Data through Sep 8, 2020 verified as of Sep 9, 2020 at 09:25 AM

Data in this report are provisional and subject to change.

The table below includes the cities and counties of residence for cases in Florida residents based on the patient's ZIP Code. Note that city is not always received as part of the initial notification and may be missing while the case is being investigated.

City and county	Cases
Deerfield Beach, Broward	2,028
Tamarac, Broward	2,015
Saint Cloud, Osceola	1,911
Jupiter, Palm Beach	1,895
Orange Park, Clay	1,870
New Port Richey, Pasco	1,833
Coral Gables, Dade	1,791
Deltona, Volusia	1,740
Clermont, Lake	1,717
Weston, Broward	1,714
Palm Bay, Brevard	1,666
Margate, Broward	1,633
Missing, Dade	1,593
Palmetto, Manatee	1,578
Lake Worth Beach, Palm Beach	1,569
Fort Walton Beach, Okaloosa	1,535
Deland, Volusia	1,506
Cutler Ridge, Dade	1,487
Spring Hill, Hernando	1,483
Port Charlotte, Charlotte	1,445
Coconut Creek, Broward	1,433
North Lauderdale, Broward	1,420
Palm Beach Gardens, Palm Beach	1,397
Haines City, Polk	1,394
Davenport, Polk	1,394
Hallandale, Broward	1,373
Winter Park, Orange	1,352
Arcadia, Desoto	1,347
Altamonte Springs, Seminole	1,347
Winter Garden, Orange	1,341
Ocoee, Orange	1,330
Oviedo, Seminole	1,292
Bonita Springs, Lee	1,233
Okeechobee, Okeechobee	1,218
North Miami, Dade	1,194
Quincy, Gadsden	1,187
Mayo, Lafayette	1,182
Wellington, Palm Beach	1,172
Land O Lakes, Pasco	1,169
Palm Harbor, Pinellas	1,165
Wesley Chapel, Pasco	1,157
Royal Palm Beach, Palm Beach	1,134
Leesburg, Lake	1,123
Palm Coast, Flagler	1,119
Oakland Park, Broward	1,119
Perry, Taylor	1,113
Ruskin, Hillsborough	1,106
Punta Gorda, Charlotte	1,066
Valrico, Hillsborough	1,062
Lutz, Hillsborough	1,057
Pinellas Park, Pinellas	1,053
Clewiston, Hendry	1,046
Pembroke Pines, Broward	993
Longwood, Seminole	976
Missing, Palm Beach	971
Seminole, Pinellas	968
Indiantown, Martin	958
Middleburg, Clay	957
Brooksville, Hernando	937

COVID-19: characteristics of 644,781 Florida resident cases

Data through Sep 8, 2020 verified as of Sep 9, 2020 at 09:25 AM

Data in this report are provisional and subject to change.

The table below includes the cities and counties of residence for cases in Florida residents based on the patient's ZIP Code. Note that city is not always received as part of the initial notification and may be missing while the case is being investigated.

City and county	Cases
Belle Glade, Palm Beach	928
Century, Escambia	923
Wimauma, Hillsborough	914
Crestview, Okaloosa	899
North Port, Sarasota	891
Palatka, Putnam	889
Ormond Beach, Volusia	866
Bartow, Polk	865
Windermere, Orange	857
Florida City, Dade	852
Carol City, Dade	848
Lynn Haven, Bay	846
Cantonment, Escambia	844
Casselberry, Seminole	833
Sebring, Highlands	824
Graceville, Jackson	824
Cocoa, Brevard	819
Kissimmee, Polk	802
Jacksonville Beach, Duval	801
Key West, Monroe	800
Crawfordville, Wakulla	798
Auburndale, Polk	795
Chipley, Washington	790
Lake Mary, Seminole	771
Crossings, Dade	763
Port Orange, Volusia	734
Dade City, Pasco	724
Lake Wales, Polk	722
North Fort Myers, Lee	716
Gulf Breeze, Santa Rosa	715
Tavares, Lake	712
Hudson, Pasco	706
Zephyrhills, Pasco	703
Panama City Beach, Bay	688
Aventura, Dade	672
Port Richey, Pasco	671
Marianna, Jackson	667
Venice, Sarasota	662
Sanderson, Baker	655
Labelle, Hendry	642
Winter Springs, Seminole	641
Fernandina Beach, Nassau	638
Loxahatchee, Palm Beach	634
Starke, Bradford	630
Navarre, Santa Rosa	624
Tarpon Springs, Pinellas	618
Inverness, Citrus	614
Riviera Beach, Palm Beach	610
Saint Johns, St. Johns	606
Seffner, Hillsborough	602
Mulberry, Polk	602
Merritt Island, Brevard	598
Cooper City, Broward	591
Everglades National Park, Dade	586
Green Cove Springs, Clay	586
Destin, Okaloosa	580
Avon Park, Highlands	571
Sarasota, Manatee	571
Orange City, Volusia	561

COVID-19: characteristics of 644,781 Florida resident cases

Data through Sep 8, 2020 verified as of Sep 9, 2020 at 09:25 AM

Data in this report are provisional and subject to change.

The table below includes the cities and counties of residence for cases in Florida residents based on the patient's ZIP Code. Note that city is not always received as part of the initial notification and may be missing while the case is being investigated.

City and county	Cases
Ponte Vedra Beach, St. Johns	558
Holiday, Pasco	556
Maitland, Orange	555
Defuniak Springs, Walton	552
Eustis, Lake	547
Fleming Island, Clay	546
Niceville, Okaloosa	543
Madison, Madison	543
Missing, Collier	538
Santa Rosa Beach, Walton	536
Wauchula, Hardee	534
The Villages, Sumter	534
Mount Dora, Lake	533
Coconut Grove, Dade	523
Dover, Hillsborough	510
South Bay, Palm Beach	507
Dunedin, Pinellas	506
Missing, Hillsborough	506
Lake Butler, Union	503
Palm City, Martin	503
Bonifay, Holmes	502
New Smyrna Beach, Volusia	499
Key Biscayne, Dade	499
Titusville, Brevard	495
Dania, Broward	495
Jasper, Hamilton	493
Rockledge, Brevard	483
Missing, Duval	482
Parrish, Manatee	481
Havana, Gadsden	479
Groveland, Lake	479
Gibsonton, Hillsborough	478
Wewahitchka, Gulf	475
Biscayne Park, Dade	475
Parkland, Broward	466
Chattahoochee, Gadsden	462
El Portal, Dade	458
Lantana, Palm Beach	458
Cross City, Dixie	457
Pahokee, Palm Beach	456
Monticello, Jefferson	455
Estero, Lee	452
Missing, Orange	452
Hobe Sound, Martin	438
Odessa, Hillsborough	429
Moore Haven, Glades	429
South Miami, Dade	410
Fellsmere, Indian River	395
Lauderdale Lakes, Broward	393
Pinecrest, Dade	392
Pace, Santa Rosa	390
Missing, Santa Rosa	389
Crescent City, Putnam	389
Macclenny, Baker	386
Sun City Center, Hillsborough	385
Wildwood, Sumter	384
Missing, St. Lucie	381
Palm Springs, Palm Beach	378
Coral, Dade	377

COVID-19: characteristics of 644,781 Florida resident cases

Data through Sep 8, 2020 verified as of Sep 9, 2020 at 09:25 AM

Data in this report are provisional and subject to change.

The table below includes the cities and counties of residence for cases in Florida residents based on the patient's ZIP Code. Note that city is not always received as part of the initial notification and may be missing while the case is being investigated.

City and county	Cases
Lithia, Hillsborough	376
Missing, Pasco	375
Coleman, Sumter	374
Missing, Polk	371
Debary, Volusia	370
Blountstown, Calhoun	370
Carrabelle, Franklin	369
Oldsmar, Pinellas	367
Bristol, Liberty	361
Atlantic Beach, Duval	361
Polk City, Polk	360
Missing, St. Johns	355
Alachua, Alachua	354
Summerfield, Marion	350
Uleta, Dade	348
Lauderhill, Broward	347
Frostproof, Polk	341
Yulee, Nassau	341
North Palm Beach, Palm Beach	338
Belleview, Marion	332
Apollo Beach, Hillsborough	330
Lake Placid, Highlands	325
Crystal River, Citrus	319
Missing, Volusia	310
South Miami Heights, Dade	310
Williston, Levy	304
Fort Meade, Polk	296
Ellenton, Manatee	294
Callahan, Nassau	293
Dunnellon, Marion	290
Bowling Green, Hardee	289
Sebastian, Indian River	287
Ponte Vedra, St. Johns	285
Wilton Manors, Broward	284
Homosassa, Citrus	279
Trenton, Gilchrist	279
Bushnell, Sumter	278
Safety Harbor, Pinellas	275
Missing, Hendry	269
Hilliard, Nassau	264
Old Town, Dixie	260
Lady Lake, Lake	259
Chiefland, Levy	257
Newberry, Alachua	256
Missing, Citrus	255
Port Saint Joe, Gulf	253
Jensen Beach, Martin	253
Sneads, Jackson	250
Key Largo, Monroe	247
Olympia Heights, Dade	238
Malone, Jackson	235
Missing, Hernando	232
Mary Esther, Okaloosa	229
Missing, Marion	226
Missing, Osceola	225
Lecanto, Citrus	225
Mascotte, Lake	222
Palmetto Bay, Dade	220
Kendall, Dade	219

COVID-19: characteristics of 644,781 Florida resident cases

Data through Sep 8, 2020 verified as of Sep 9, 2020 at 09:25 AM

Data in this report are provisional and subject to change.

The table below includes the cities and counties of residence for cases in Florida residents based on the patient's ZIP Code. Note that city is not always received as part of the initial notification and may be missing while the case is being investigated.

City and county	Cases
Shalimar, Okaloosa	219
Edgewater, Volusia	217
Freeport, Walton	216
Missing, Brevard	213
Lake Alfred, Polk	207
Missing, Hardee	207
Missing, Madison	207
Southwest Ranches, Broward	206
Thonotosassa, Hillsborough	202
Beverly Hills, Citrus	202
Sweetwater, Dade	201
Missing, Seminole	198
Missing, Highlands	195
Minneola, Lake	193
Marathon, Monroe	189
Jacksonville, St. Johns	186
Belle Isle, Orange	186
Bronson, Levy	184
Marco Island, Collier	183
Spring Hill, Pasco	181
Fisher Island, Dade	173
Satellite Beach, Brevard	173
Oakland, Orange	172
Keystone Heights, Clay	171
West Melbourne, Brevard	170
Cocoa Beach, Brevard	165
Citra, Marion	164
Myakka City, Manatee	162
Neptune Beach, Duval	162
Dunnellon, Citrus	162
Pierson, Volusia	160
Midway, Gadsden	160
Missing, Sarasota	159
Missing, Martin	159
Missing, Nassau	158
Nokomis, Sarasota	158
Sorrento, Lake	157
Fort White, Columbia	157
Glen Saint Mary, Baker	157
Raiford, Union	154
Missing, Indian River	154
Missing, Lake	153
Missing, Monroe	152
Missing, Desoto	150
Lake Park, Palm Beach	150
Cottdale, Jackson	145
Bell, Gilchrist	145
Clearwater Beach, Pinellas	145
Umatilla, Lake	143
Englewood, Charlotte	143
Jennings, Hamilton	143
High Springs, Alachua	143
Missing, Okaloosa	142
Hernando, Citrus	140
Fruitland Park, Lake	140
Miramar Beach, Walton	140
Jay, Santa Rosa	139
Missing, Pinellas	139
Gulfport, Pinellas	138

COVID-19: characteristics of 644,781 Florida resident cases

Data through Sep 8, 2020 verified as of Sep 9, 2020 at 09:25 AM

Data in this report are provisional and subject to change.

The table below includes the cities and counties of residence for cases in Florida residents based on the patient's ZIP Code. Note that city is not always received as part of the initial notification and may be missing while the case is being investigated.

City and county	Cases
Medley, Dade	136
De Leon Springs, Volusia	136
Molino, Escambia	136
Tavernier, Monroe	132
Indialantic, Brevard	132
Zolfo Springs, Hardee	132
Holly Hill, Volusia	132
Silver Springs, Marion	132
Missing, Unknown	131
Palm Beach, Palm Beach	128
Kenneth City, Pinellas	126
Missing, Clay	125
Golden Beach, Dade	122
Bunnell, Flagler	122
Edgewood, Orange	121
Branford, Suwannee	120
Alva, Lee	116
Oxford, Sumter	116
East Palatka, Putnam	114
Youngstown, Bay	114
Englewood, Sarasota	114
South Daytona, Volusia	113
Gretna, Gadsden	113
Missing, Wakulla	109
Missing, Leon	109
Flagler Beach, Flagler	109
Florida State University, Leon	108
Missing, Gadsden	108
Missing, Gulf	108
Missing, Flagler	108
Trinity, Pasco	107
Montverde, Lake	106
Tequesta, Palm Beach	105
Missing, Jackson	103
Weeki Wachee, Hernando	102
Archer, Alachua	101
Missing, Levy	100
Eagle Lake, Polk	99
Lawtey, Bradford	98
Dundee, Polk	97
Greenwood, Jackson	97
Altha, Calhoun	96
South Pasadena, Pinellas	94
Ocklawaha, Marion	94
Gotha, Orange	92
Interlachen, Putnam	92
Hawthorne, Alachua	92
Haverhill, Palm Beach	91
Floral City, Citrus	90
Apalachicola, Franklin	90
Baker, Okaloosa	89
Rotunda West, Charlotte	89
Chuluota, Seminole	89
O Brien, Suwannee	89
Missing, Washington	88
Missing, Lee	88
White Springs, Hamilton	88
Mims, Brevard	88
Cape Canaveral, Brevard	87

COVID-19: characteristics of 644,781 Florida resident cases

Data through Sep 8, 2020 verified as of Sep 9, 2020 at 09:25 AM

Data in this report are provisional and subject to change.

The table below includes the cities and counties of residence for cases in Florida residents based on the patient's ZIP Code. Note that city is not always received as part of the initial notification and may be missing while the case is being investigated.

City and county	Cases
Satsuma, Putnam	86
Hiawassee, Orange	86
Greenville, Madison	85
Missing, Bradford	84
Geneva, Seminole	83
Fort Myers Beach, Lee	83
Azalea Park, Orange	82
Osprey, Sarasota	82
Missing, Sumter	82
Webster, Sumter	82
Missing, Baker	81
Lake Panasoffkee, Sumter	79
Zellwood, Orange	79
Missing, Manatee	79
Southport, Bay	79
Missing, Calhoun	78
Hastings, St. Johns	78
Melbourne Beach, Brevard	76
Bay Harbor Islands, Dade	76
Vernon, Washington	76
Missing, Walton	74
Centerville, Leon	74
Ave Maria, Collier	73
Pomona Park, Putnam	73
Melrose, Putnam	72
Missing, Escambia	71
Reddick, Marion	71
Grand Ridge, Jackson	71
Grand Island, Lake	70
Mcdavid, Escambia	68
Indian Harbour Beach, Brevard	68
Missing, Taylor	66
Eastpoint, Franklin	66
Avon Park, Polk	66
Alford, Jackson	65
Lee, Madison	65
Missing, Okeechobee	64
Wellborn, Suwannee	63
Indian Rocks Beach, Pinellas	63
West Miami, Dade	63
Lockhart, Orange	61
Fountain, Bay	61
Missing, Holmes	60
San Antonio, Pasco	60
Missing, Suwannee	59
Surfside, Dade	58
Mcalpin, Suwannee	58
Elkton, St. Johns	58
Westville, Holmes	57
Morriston, Levy	56
Anthony, Marion	55
Ponce De Leon, Holmes	55
Mangonia Park, Palm Beach	54
Greenacres, Palm Beach	54
Missing, Gilchrist	54
Astatula, Lake	54
Bal Harbour, Dade	54
Islamorada, Monroe	54
Lakewood Ranch, Manatee	54

COVID-19: characteristics of 644,781 Florida resident cases

Data through Sep 8, 2020 verified as of Sep 9, 2020 at 09:25 AM

Data in this report are provisional and subject to change.

The table below includes the cities and counties of residence for cases in Florida residents based on the patient's ZIP Code. Note that city is not always received as part of the initial notification and may be missing while the case is being investigated.

City and county	Cases
Stock Island, Monroe	53
Missing, Bay	53
Eglin Air Force Base, Okaloosa	52
Weirsdale, Marion	51
Juno Beach, Palm Beach	51
Poinciana, Polk	51
Bay Lake, Orange	51
Celebration, Osceola	51
Atlantis, Palm Beach	51
Viera, Brevard	50
Seville, Volusia	50
Caryville, Washington	48
Eatonville, Orange	48
Bokeelia, Lee	48
Valparaiso, Okaloosa	48
Center Hill, Sumter	47
Sanibel, Lee	47
Citrus Springs, Citrus	47
Bryceville, Nassau	46
Lake Hamilton, Polk	45
Missing, Dixie	44
Micanopy, Alachua	44
Missing, Liberty	43
Howey-In-The-Hills, Lake	43
Inlet Beach, Walton	42
Babson Park, Polk	42
Lake Helen, Volusia	42
Hosford, Liberty	41
Malabar, Brevard	40
Laurel Hill, Okaloosa	40
Sumterville, Sumter	40
Fern Park, Seminole	40
Christmas, Orange	40
Steinhatchee, Taylor	39
Hallandale Beach, Broward	39
Fort McCoy, Marion	38
Missing, Jefferson	38
Princeton, Dade	38
Belleair, Pinellas	38
Cutler Bay, Dade	37
Summerland Key, Monroe	37
Lauderdale By The Sea, Broward	37
Cloud Lake, Palm Beach	37
Welaka, Putnam	36
Missing, Union	35
Lady Lake, Sumter	35
Missing, Franklin	35
Big Pine Key, Monroe	33
Holt, Okaloosa	33
Temple Terrace, Hillsborough	33
San Mateo, Putnam	33
Osteen, Volusia	33
Flemington, Marion	33
Brooker, Bradford	32
Madeira Beach, Pinellas	32
Canal Point, Palm Beach	32
Yalaha, Lake	32
Missing, Alachua	31
Singer Island, Palm Beach	31

COVID-19: characteristics of 644,781 Florida resident cases

Data through Sep 8, 2020 verified as of Sep 9, 2020 at 09:25 AM

Data in this report are provisional and subject to change.

The table below includes the cities and counties of residence for cases in Florida residents based on the patient's ZIP Code. Note that city is not always received as part of the initial notification and may be missing while the case is being investigated.

City and county	Cases
Greensboro, Gadsden	31
Astor, Lake	30
Hypoluxo, Palm Beach	30
The Villages, Lake	30
Saint James City, Lee	29
Destin, Walton	29
Felda, Hendry	29
Missing, Charlotte	29
Air Mail Facility, Dade	27
Bradenton Beach, Manatee	27
Odessa, Pasco	26
Altoona, Lake	26
Naranja, Dade	26
Paisley, Lake	26
Clarksville, Calhoun	26
Ochopee, Collier	26
Sopchoppy, Wakulla	26
Sebastian, Brevard	26
Panacea, Wakulla	26
Patrick Air Force Base, Brevard	25
Belleair Beach, Pinellas	25
Grant-Valkaria, Brevard	25
Waldo, Alachua	25
Holmes Beach, Manatee	24
Placida, Charlotte	24
Campbellton, Jackson	24
Missing, Lafayette	24
Oak Hill, Volusia	24
Dinsmore, Duval	24
Unknown, Orange	24
Jupiter, Martin	23
Ponce Inlet, Volusia	23
Longboat Key, Manatee	23
Bascom, Jackson	23
Sunny Isles Beach, Dade	23
Callaway, Bay	23
Kindred, Osceola	22
Lehigh, Lee	22
Baldwin, Duval	22
Florahome, Putnam	22
Florida Dept Of Corrections, Union	22
Fruit Cove, St. Johns	22
Matlacha, Lee	21
Inglis, Levy	21
Village Of Wellington, Palm Beach	20
Crystal Beach, Pinellas	20
Hampton, Bradford	20
Pinetta, Madison	20
Lamont, Jefferson	20
Alafaya, Orange	20
Miami Springs, Dade	19
Georgetown, Putnam	19
Waverly, Polk	18
Sewalls Point, Martin	18
West Panama City Beach, Bay	18
Highland Beach, Palm Beach	17
Tierra Verde, Pinellas	17
Hialeah Gardens, Dade	17
Tice, Lee	17

COVID-19: characteristics of 644,781 Florida resident cases

Data through Sep 8, 2020 verified as of Sep 9, 2020 at 09:25 AM

Data in this report are provisional and subject to change.

The table below includes the cities and counties of residence for cases in Florida residents based on the patient's ZIP Code. Note that city is not always received as part of the initial notification and may be missing while the case is being investigated.

City and county	Cases
Hollister, Putnam	17
Walnut Hill, Escambia	17
Fort Denaud, Hendry	16
Ona, Hardee	16
Missing, Putnam	16
Harmony, Osceola	16
University Of Central Florida, Orange	16
Okahumpka, Lake	16
Winter Park, Seminole	16
Pensacola Beach, Santa Rosa	16
Palm Beach Shores, Palm Beach	16
Manalapan, Palm Beach	16
Kissimmee, Orange	15
Missing, Glades	15
North Bay Village, Dade	15
Lighthouse Point, Broward	15
Missing, Columbia	15
Carrollwood, Hillsborough	15
Terra Ceia, Manatee	15
Santa Fe, Alachua	15
Eaton Park, Polk	15
Balm, Hillsborough	14
West Park, Broward	14
Village Of Palmetto Bay, Dade	14
Dania Beach, Broward	14
Saint Pete Beach, Pinellas	14
Miami Shores, Dade	14
Bay Pines, Pinellas	14
Barefoot Bay, Brevard	14
Tangerine, Orange	13
University Of FI, Alachua	13
North Redington Beach, Pinellas	13
Miami, Unknown	13
Sydney, Hillsborough	13
Nocatee, Desoto	13
Sun City, Hillsborough	13
Ocean Ridge, Palm Beach	13
Lorida, Highlands	13
Tioga, Alachua	12
Goulds, Dade	12
Kenansville, Osceola	12
Mexico Beach, Bay	12
Bellview, Escambia	12
Tyndall Air Force Base, Bay	12
Intercession City, Osceola	12
Kinard, Calhoun	12
Palm Shores, Brevard	12
La Crosse, Alachua	12
Labelle, Glades	11
Palmdale, Glades	11
University Of Miami, Dade	11
Orange Lake, Marion	11
Treasure Island, Pinellas	11
Homosassa Springs, Citrus	10
Bayonet Point, Pasco	10
Key Colony Beach, Monroe	10
Lake Suzy, Desoto	10
Highland City, Polk	10
Heathrow, Seminole	10

COVID-19: characteristics of 644,781 Florida resident cases

Data through Sep 8, 2020 verified as of Sep 9, 2020 at 09:25 AM

Data in this report are provisional and subject to change.

The table below includes the cities and counties of residence for cases in Florida residents based on the patient's ZIP Code. Note that city is not always received as part of the initial notification and may be missing while the case is being investigated.

City and county	Cases
Unknown, Dade	10
Lutz, Pasco	10
Kathleen, Polk	10
Reunion, Osceola	9
Bagdad, Santa Rosa	9
Dowling Park, Suwannee	9
Enterprise, Volusia	9
Branford, Lafayette	9
Hernando Beach, Hernando	8
Lacoochee, Pasco	8
Wabasso, Indian River	8
Buena Ventura Lakes, Osceola	8
Cedar Key, Levy	8
Bradley, Polk	8
Paxton, Walton	8
Hialeah, Unknown	8
Horseshoe Beach, Dixie	8
Sparr, Marion	7
Plymouth, Orange	7
Lake City, Suwannee	7
Loughman, Polk	7
Florida State, Leon	7
Jacksonville, Unknown	7
North Venice, Sarasota	7
Micco, Brevard	7
South Palm Beach, Palm Beach	7
Perdido Key, Escambia	7
Goodland, Collier	7
Wahneta, Polk	7
Venus, Highlands	7
Pasadena, Pinellas	7
Eloise, Polk	7
Gonzalez, Escambia	7
Aloma, Orange	7
University Of South Florida, Hillsborough	7
Tallevast, Manatee	7
Steinhatchee, Dixie	6
Saint Marks, Wakulla	6
Psl, Unknown	6
F M, Lee	6
Gulf Breeze, Escambia	6
Indian Lake Estates, Polk	6
Lulu, Columbia	6
Poinciana, Osceola	6
West Delray Beach, Palm Beach	6
Altamonte Springs, Orange	6
Mcintosh, Marion	6
Nichols, Polk	6
Quail Heights, Dade	6
Lake Como, Putnam	6
Hallandale Beach, Broward	6
Penney Farms, Clay	6
Palma Sola, Manatee	6
South Fort Myers, Lee	6
Maitland, Seminole	6
Long Key, Monroe	5
Ponce De Leon, Walton	5
Hurlburt Field, Okaloosa	5
Homeland, Polk	5

COVID-19: characteristics of 644,781 Florida resident cases

Data through Sep 8, 2020 verified as of Sep 9, 2020 at 09:25 AM

Data in this report are provisional and subject to change.

The table below includes the cities and counties of residence for cases in Florida residents based on the patient's ZIP Code. Note that city is not always received as part of the initial notification and may be missing while the case is being investigated.

City and county	Cases
Trilby, Pasco	5
Murdock, Charlotte	5
Woodville, Leon	5
Yankeetown, Levy	5
Westlake, Palm Beach	5
Ebro, Washington	5
Bonifay, Washington	5
Long Boat Key, Manatee	5
Florida A And M University, Leon	5
Candler, Marion	5
Boca Grande, Lee	5
Mango, Hillsborough	5
Parker, Bay	5
Shady Grove, Taylor	5
Lake Monroe, Seminole	5
Lowell, Marion	5
Ferndale, Lake	5
Miromar Lakes, Lee	5
New Smyrna, Volusia	5
Nobleton, Hernando	5
Northdale, Hillsborough	5
Perrine, Dade	5
Rubonia, Manatee	5
University Of Tampa, Hillsborough	4
Salt Springs, Marion	4
Ybor City, Hillsborough	4
Maxville, Duval	4
Gulf Hammock, Levy	4
Ft Pierce, St. Lucie	4
Port Saint John, Brevard	4
Leisure City, Dade	4
Durant, Hillsborough	4
Oneco, Manatee	4
City Of Sunrise, Broward	4
Evinston, Alachua	4
Graham, Bradford	4
Hollywood, Unknown	4
Gulf Stream, Palm Beach	4
Apopka, Seminole	4
Little Torch Key, Monroe	4
Laud-By-The-Sea, Broward	4
Hawthorne, Putnam	4
Saint Lucie West, St. Lucie	4
Ridge Manor, Pasco	4
The Villages, Marion	4
Siesta Key, Sarasota	4
Pembroke Park, Broward	4
Mayport, Duval	4
Buckingham, Lee	4
Cortez, Manatee	4
Alturas, Polk	4
Redington Shores, Pinellas	4
Cudjoe Key, Monroe	4
Fort Charlotte, Charlotte	4
Anna Maria, Manatee	4
Missing, Hamilton	4
Margate, Unknown	3
Port Salerno, Martin	3
Bayshore Gardens, Manatee	3

COVID-19: characteristics of 644,781 Florida resident cases

Data through Sep 8, 2020 verified as of Sep 9, 2020 at 09:25 AM

Data in this report are provisional and subject to change.

The table below includes the cities and counties of residence for cases in Florida residents based on the patient's ZIP Code. Note that city is not always received as part of the initial notification and may be missing while the case is being investigated.

City and county	Cases
Cottondale, Washington	3
Crystal Springs, Pasco	3
Daytona Beach Shores, Volusia	3
Duette, Manatee	3
East Lake, Marion	3
Everglades City, Collier	3
Eglin, Okaloosa	3
Grove City, Charlotte	3
Davenport, Osceola	3
Champions Gate, Polk	3
Chokoloskee, Collier	3
Forest City, Orange	3
Green Acres, Palm Beach	3
Fort Ogden, Desoto	3
Goldenrod, Seminole	3
Wausau, Washington	3
Telogia, Liberty	3
Saint George Island, Franklin	3
Florence Villa, Polk	3
Graceville, Holmes	3
Hollywood, Dade	3
Pine Hills, Orange	3
Trenton, Levy	3
University Park, Manatee	3
Orlando, Unknown	3
Lynbrook, Broward	3
Indian Shores, Pinellas	3
Belleair Bluffs, Pinellas	3
Captiva, Lee	3
Fairfield, Marion	3
Fort Lauderdale, Unknown	3
Indian River Shores, Indian River	3
International Service Center, Dade	3
Mayport Naval Housing, Duval	3
Elfers, Pasco	3
Fpo, Duval	3
Fanning Springs, Gilchrist	3
Cinco Bayou, Okaloosa	3
Braden River, Manatee	3
Salem, Taylor	3
Mount Plymouth, Lake	3
Westchase, Hillsborough	3
Vernon, Bay	3
Virginia Gardens, Dade	3
Univ Of FI Student Dorms, Alachua	3
Celebration, Orange	3
El Jobean, Charlotte	3
Florida International University, Dade	3
Lauderhill, Unknown	3
Point Washington, Walton	3
Roseland, Indian River	3
Orlando, Osceola	3
West Palm Beach, Unknown	3
Saint Leo, Pasco	3
Clarcona, Orange	3
White Springs, Columbia	3
Sugarloaf, Monroe	3
Pensacola, Unknown	3
Pine Castle, Orange	3

COVID-19: characteristics of 644,781 Florida resident cases

Data through Sep 8, 2020 verified as of Sep 9, 2020 at 09:25 AM

Data in this report are provisional and subject to change.

The table below includes the cities and counties of residence for cases in Florida residents based on the patient's ZIP Code. Note that city is not always received as part of the initial notification and may be missing while the case is being investigated.

City and county	Cases
Ozona, Pinellas	3
San Carlos Park, Lee	3
Lakeshore, Polk	3
Miami Gardens, Unknown	3
Miramar, Dade	3
Indian Creek Village, Dade	3
Earleton, Alachua	2
Bayou George, Bay	2
Champions Gate, Osceola	2
Clewiston, Palm Beach	2
Mesa, Unknown	2
Jacksonville Naval Hospital, Duval	2
Longboat Key, Sarasota	2
Ormond Beach, Flagler	2
Morriston, Marion	2
Pompano Beach, Unknown	2
Shady Hills, Pasco	2
Sorrento, Orange	2
Nalcrest, Polk	2
Rocky Point, Hillsborough	2
Stetson University, Volusia	2
Unknown, Seminole	2
Venice, Manatee	2
Cypress, Jackson	2
Deerfield Beach, Unknown	2
Glenwood, Volusia	2
Florida State Univ Admin, Leon	2
Miccosukee, Leon	2
Milligan, Okaloosa	2
Homeless, Pinellas	2
Lamont, Taylor	2
Sand Lake, Orange	2
Sugarloaf Key, Monroe	2
Mount Dora, Orange	2
Miami, Martin	2
Miramar, Unknown	2
Jonesville, Alachua	2
Lake Butler, Bradford	2
Fort Lauderdale, Dade	2
Citrus Hills, Citrus	2
Dade City, Hernando	2
Basinger, Okeechobee	2
At Large, Broward	2
Wakulla Springs, Wakulla	2
Palma Ceia, Hillsborough	2
Orange Springs, Marion	2
Oakland Park, Unknown	2
Samoset, Manatee	2
Sarasota, Unknown	2
St Cloud, Orange	2
Union Park, Orange	2
Cypress Gardens, Polk	2
Miami, Broward	2
Holder, Citrus	2
Brooksville, Pasco	2
Archer, Levy	2
Loxahatchee Groves, Palm Beach	2
Hallandale Beach, Unknown	2
Jensen Beach, St. Lucie	2

COVID-19: characteristics of 644,781 Florida resident cases

Data through Sep 8, 2020 verified as of Sep 9, 2020 at 09:25 AM

Data in this report are provisional and subject to change.

The table below includes the cities and counties of residence for cases in Florida residents based on the patient's ZIP Code. Note that city is not always received as part of the initial notification and may be missing while the case is being investigated.

City and county	Cases
River Ranch, Polk	2
Ramrod Key, Monroe	2
None, Dade	2
Ponte Vedra, Duval	2
Port Charlotte, Unknown	2
Valkaria, Brevard	2
West Bradenton, Manatee	2
Orlando, Seminole	2
Sunny Hills, Washington	2
Switzerland, St. Johns	2
Tampa, Pinellas	2
Oklawaha, Marion	2
Laurel, Sarasota	2
Inlet Beach, Bay	2
Jacksonville, Clay	2
Grandin, Putnam	2
Doctors Inlet, Clay	2
Clair-Mel City, Hillsborough	2
Watersound, Walton	2
White City, Gulf	2
Scottsmoor, Brevard	2
Orlando, Brevard	2
Lake Harbor, Palm Beach	2
Lanark Village, Franklin	2
Homeless, Dade	2
Gibsonia, Polk	2
Destin, Unknown	2
Deer Island, Lake	2
Redington Beach, Pinellas	2
Lealman, Pinellas	2
Madison, Unknown	2
Town N Country, Hillsborough	2
Wewahitchka, Calhoun	2
Winterpark, Unknown	1
University Of Central Fl, Orange	1
Unknown Out Of Area, Duval	1
Valrico, Orange	1
Mc Dade, Broward	1
Miamt, Dade	1
Mid Florida, Seminole	1
Longwood, Orange	1
Live Oak, Columbia	1
Lauderdale Hill, Unknown	1
Jacksonville, Dade	1
Pt St Lucie, St. Lucie	1
Tampa, Orange	1
Orlando, Orange	1
Palm City, Unknown	1
Ocala, Unknown	1
Ocean Breeze, Martin	1
N/A, Duval	1
Apopka, Unknown	1
Alligator Point, Wakulla	1
Amelia City, Nassau	1
Bonita Springs, Collier	1
Bryn Mawr, Palm Beach	1
Fortlauderdale, Unknown	1
Ft Pierce, Unknown	1
Garland, Orange	1

COVID-19: characteristics of 644,781 Florida resident cases

Data through Sep 8, 2020 verified as of Sep 9, 2020 at 09:25 AM

Data in this report are provisional and subject to change.

The table below includes the cities and counties of residence for cases in Florida residents based on the patient's ZIP Code. Note that city is not always received as part of the initial notification and may be missing while the case is being investigated.

City and county	Cases
Eustic, Unknown	1
Everett, Dade	1
Florida Power & Light Co, Dade	1
Hickory, Lee	1
Innovation, Pasco	1
Greenacres, Unknown	1
Hialeah, Broward	1
Hallandate Ben, Unknown	1
Los Angeles, Polk	1
Miami Granders, Dade	1
Grand Island, Unknown	1
Green, Clay	1
Hialeah, Unknown	1
Holt, Unknown	1
Fort Myers, Seminole	1
Fwb, Unknown	1
Gastonia, Polk	1
Deltona , Volusia	1
Casselberry, Orange	1
Crestview, Dade	1
Dania, Unknown	1
Darien, Pasco	1
Bostwick, Putnam	1
Brewton, Escambia	1
Bartow, Unknown	1
Boca Rotan, Unknown	1
Caryville, Holmes	1
Cassadaga, Volusia	1
Palm Coast, Orange	1
Rosemary Beach, Bay	1
Saint Cloud, Orange	1
Port Charlotte Fl, Unknown	1
Opa Locka, Unknown	1
Orange, Orange	1
Sea Ranch Lakes, Broward	1
Saint Petersburg, Dade	1
San Pedro Sula, Dade	1
Seminole, Orange	1
Sumatra, Liberty	1
Tampa, Dade	1
Wimauma, Manatee	1
Wesley Chapel, Alachua	1
Worthington Springs, Union	1
Unknown, Columbia	1
Weston, Dade	1
Clermont, Orange	1
Clermont, Polk	1
99, Unknown	1
Celeste, Broward	1
Boca Raton, Unknown	1
Beverly Beach, Flagler	1
Aollywoss, Dade	1
Fort Pierce, Martin	1
Hispanic, St. Lucie	1
Kissimmee, Brevard	1
Florida Gulf Coast Univ, Lee	1
Fl, Dade	1
Fellsmeele, Brevard	1
Estero, Collier	1

COVID-19: characteristics of 644,781 Florida resident cases

Data through Sep 8, 2020 verified as of Sep 9, 2020 at 09:25 AM

Data in this report are provisional and subject to change.

The table below includes the cities and counties of residence for cases in Florida residents based on the patient's ZIP Code. Note that city is not always received as part of the initial notification and may be missing while the case is being investigated.

City and county	Cases
Dade City, Hillsborough	1
Dallas, Lee	1
Deland, Lake	1
Lecanto, Marion	1
Ludlam, Dade	1
Olustee, Baker	1
Opalocka, Dade	1
Okeechobee, St. Lucie	1
Miamf, Dade	1
South Daytona Beach, Volusia	1
Tarpon Springs, Pasco	1
Tewksbury, Orange	1
Tampa Palms, Hillsborough	1
Riverview, Unknown	1
San Antonio, Unknown	1
Pine Ridge, Citrus	1
Pineland, Lee	1
West Villages, Sarasota	1
Wintergarden, Orange	1
Port Everglades, Broward	1
Orlando, Lake	1
Newark, Broward	1
Niceville, Walton	1
Middlesburg, Duval	1
Miami, Palm Beach	1
Mount Pleasant, Gadsden	1
Putnam Hall, Putnam	1
Palm City, St. Lucie	1
Port Saint Lucie, Martin	1
Saint Augusaintine Beach, St. Johns	1
Saint Augustine Beach, St. Johns	1
Seven Springs, Pasco	1
Unkown, Seminole	1
Upper Key Largo, Monroe	1
Washington, Unknown	1
South Miami, Unknown	1
Tallahassee, Unknown	1
Jupiter, Duval	1
Immokalee, Lee	1
Homeless, Pasco	1
Harrison, Pinellas	1
Hailandale, Unknown	1
Lake Geneva, Clay	1
Boca Raton, Orange	1
Bonita Beach, Lee	1
Fort Myers, Unknown	1
Fort Pierce, Unknown	1
Coconut Creek, Unknown	1
Davenport, Orange	1
Lauderdale Lakes, Unknown	1
Island Grove, Alachua	1
Jupiter Inlet, Palm Beach	1
Miamksaohes, Dade	1
Metter, Manatee	1
Mexico Beach, Gulf	1
Miami Dade, Unknown	1
Indian Rock Beach, Pinellas	1
Hillsboro Beach, Broward	1
Greenville, Taylor	1

COVID-19: characteristics of 644,781 Florida resident cases

Data through Sep 8, 2020 verified as of Sep 9, 2020 at 09:25 AM

Data in this report are provisional and subject to change.

The table below includes the cities and counties of residence for cases in Florida residents based on the patient's ZIP Code. Note that city is not always received as part of the initial notification and may be missing while the case is being investigated.

City and county	Cases
Dade City, Unknown	1
Crestview, Walton	1
Cross Key, Monroe	1
Fellsmere, Brevard	1
Fernandina, Nassau	1
Unknown, Manatee	1
Twentynine Palms, Broward	1
Sunrise, Unknown	1
Suwannee, Dixie	1
Syracuse, Unknown	1
Seguin, Unknown	1
Seacrest, Walton	1
San Fernando, Unknown	1
San Marcos, Unknown	1
Pooler, Broward	1
Panomo City, Bay	1
Pensacola, Dade	1
Okeechobee, Martin	1
Okeechobi, Unknown	1
Orlando, Manatee	1
North Lauderdale, Unknown	1
North Porte, Unknown	1
Notrealville, Polk	1
North Miami, Palm Beach	1
North Port, Manatee	1
Mount, Lake	1
Windermere, Unknown	1
Xifamk, Dade	1
Austin, Dade	1
Boys Ranch, Suwannee	1
Apo, Collier	1
Arcadia, Unknown	1
Astor, Volusia	1
Big Torch Key, Monroe	1
Bonifay, Unknown	1
East Rockland Key, Monroe	1
Julington Creek, St. Johns	1
Jena, Taylor	1
Homeless, Okaloosa	1
Haines City, Orange	1
Lake Worth, Unknown	1
Litchfield Park, Unknown	1
Laurel Hill, Walton	1
Mayport Naval Station, Duval	1
Marathon Shores, Monroe	1
Na, Dade	1
Okeechobee, Highlands	1
Orange Park, Duval	1
Orlando, Hillsborough	1
Palatka, Marion	1
Pensacola Naval Hospital, Escambia	1
Port St Luice, Unknown	1
Rices Landing, Dade	1
Seacrest, Bay	1
Stiamk, Dade	1
Tavares, Unknown	1
Unknown, Duval	1
Venice, Dade	1
West Hollywood, Broward	1

COVID-19: characteristics of 644,781 Florida resident cases

Data through Sep 8, 2020 verified as of Sep 9, 2020 at 09:25 AM

Data in this report are provisional and subject to change.

The table below includes the cities and counties of residence for cases in Florida residents based on the patient's ZIP Code. Note that city is not always received as part of the initial notification and may be missing while the case is being investigated.

City and county	Cases
Weston, Unknown	1
Winter Springs, Orange	1
Layton, Monroe	1
Lakeland, Unknown	1
Hutchinson Island, St. Lucie	1
Jacksonville, Orange	1
Kenilworth, Leon	1
Los Angeles, Dade	1
Mckinney, Broward	1
Miamc, Dade	1
Franklin, Unknown	1
Hallandale, Unknown	1
Homeless, Hillsborough	1
High Springs, Gilchrist	1
Hoclywsod, Dade	1
Coconut Ck, Unknown	1
Carl Fisher, Dade	1
Brooklyn, Lee	1
Apollo Beach, Manatee	1
Alpharetta, Broward	1
Westville, Walton	1
Venetian Islands, Dade	1
Tamarac, Dade	1
Unkn, Duval	1
Rosemary Beach, Walton	1
Saint Johns, Duval	1
Northport, Sarasota	1
Orl, Osceola	1
Other, Dade	1
Pass-A-Grille Beach, Pinellas	1
Pensacola Beach, Escambia	1
Sunrtise, Dade	1
Sharpes, Brevard	1
Unk, Alachua	1
Unknown, Unknown	1
Punta Gorda, Unknown	1
Panama City, Unknown	1
Perth Amboy, Hillsborough	1
Sanford, Orange	1
North Fort Myers, Charlotte	1
North Laud, Unknown	1
Oldsrav, Manatee	1
Monroe, Hillsborough	1
Lucedale, St. Lucie	1
Cape Haze, Charlotte	1
Duck Key, Monroe	1
Davie, Unknown	1
Babcock Ranch, Charlotte	1
Alva, Escambia	1
Branford, Gilchrist	1
Hialeahgardens, Dade	1
Homossa, Orange	1
Hosford, Calhoun	1
Interlachen, Duval	1
Jacksonville Naval Air Station, Duval	1
Jacksonville, Nassau	1
Kissimmee, Unknown	1
Vero Beach, Unknown	1
Watersound, Bay	1

COVID-19: characteristics of 644,781 Florida resident cases

Data through Sep 8, 2020 verified as of Sep 9, 2020 at 09:25 AM

Data in this report are provisional and subject to change.

The table below includes the cities and counties of residence for cases in Florida residents based on the patient's ZIP Code. Note that city is not always received as part of the initial notification and may be missing while the case is being investigated.

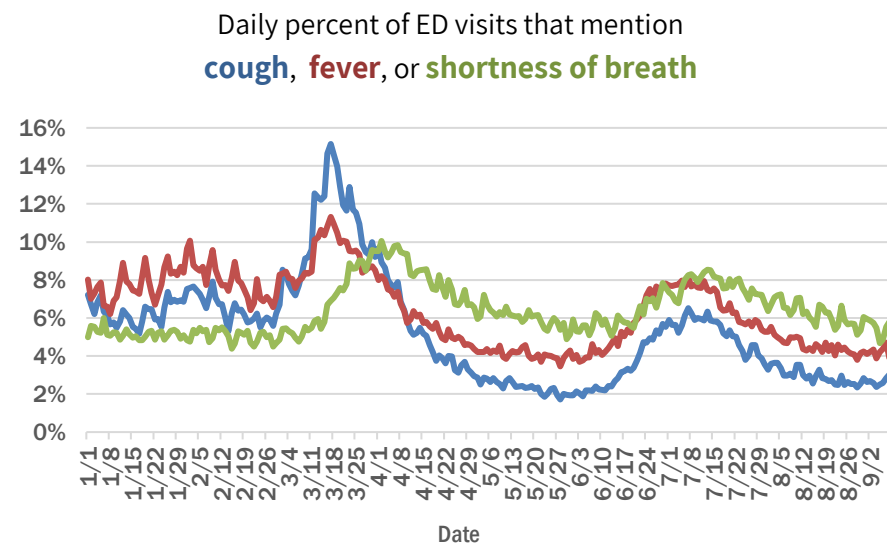
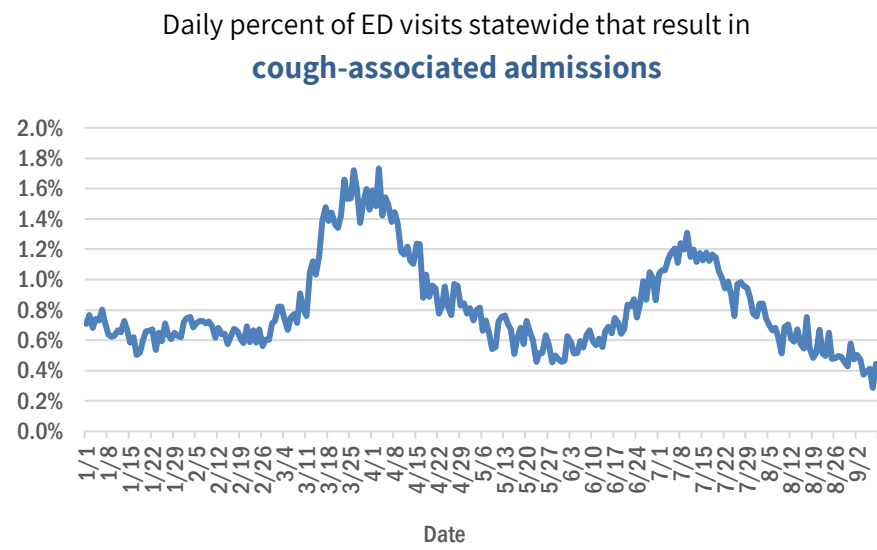
City and county	Cases
Wtixrat, Dade	1
Yeehaw, Okeechobee	1
Total	644,781

COVID-19: additional surveillance information

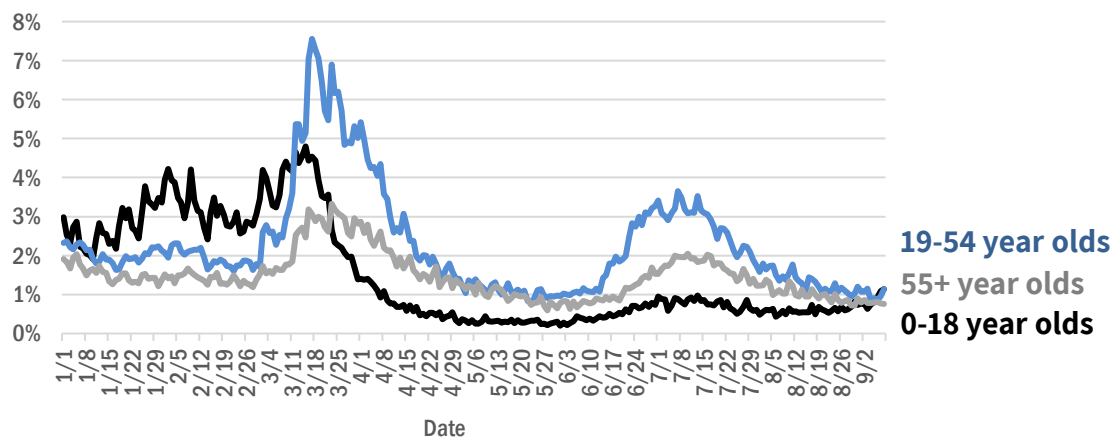
Data through Sep 8, 2020 verified as of Sep 9, 2020 at 09:25 AM

Data in this report are provisional and subject to change.

Statewide emergency department (ED) chief complaint and admission data



Daily percent of ED visits statewide that mention cough by age group



The Electronic Surveillance System for the Early Notification of Community-Based Epidemics (ESSENCE-FL) includes chief complaint data from 211 of 212 Florida EDs. Data are transmitted electronically to ESSENCE-FL daily or hourly.

COVID-19: All Florida residents with test results reported

Data through Sep 8, 2020 verified as of Sep 9, 2020 at 09:25 AM

Data in this report are provisional and subject to change.

The table below includes persons with laboratory results that the Department of Health has received electronically or by mail/fax for Florida residents.

County	Awaiting testing	Inconclusive	Negative	Positive	Percent positive	Total tested
Dade	493	2,022	681,321	161,175	19%	844,518
Broward	104	870	450,523	73,083	14%	524,476
Palm Beach	290	618	293,028	43,035	13%	336,681
Hillsborough	285	538	250,419	38,605	13%	289,562
Orange	388	298	285,809	36,944	11%	323,051
Duval	225	219	220,492	27,581	11%	248,292
Pinellas	9	135	181,405	20,440	10%	201,980
Lee	20	86	113,853	18,945	14%	132,884
Polk	68	104	102,871	17,962	15%	120,937
Collier	41	79	60,857	11,964	16%	72,900
Osceola	179	127	65,555	11,504	15%	77,186
Manatee	19	77	88,246	10,618	11%	98,941
Escambia	4	58	72,007	10,605	13%	82,670
Volusia	81	115	78,407	9,812	11%	88,334
Marion	17	109	56,874	8,910	14%	65,893
Seminole	86	71	70,756	8,402	11%	79,229
Pasco	131	58	73,649	8,323	10%	82,030
Leon	17	134	69,759	7,880	10%	77,773
Brevard	25	59	89,475	7,717	8%	97,251
Sarasota	14	57	79,568	7,423	9%	87,048
St. Lucie	259	57	47,054	7,352	13%	54,463
Lake	187	99	72,153	6,824	9%	79,076
Alachua	17	31	82,298	5,734	7%	88,063
Bay	15	68	26,283	5,470	17%	31,821
Santa Rosa	30	38	29,282	4,942	14%	34,262
St. Johns	45	33	45,244	4,642	9%	49,919
Martin	51	49	27,084	4,454	14%	31,587
Okaloosa	22	48	29,672	4,423	13%	34,143
Clay	18	25	38,358	4,267	10%	42,650
Columbia	4	56	12,539	3,445	21%	16,040
Indian River	50	18	29,307	2,910	9%	32,235
Charlotte	7	37	28,077	2,814	9%	30,928
Hernando	4	17	21,988	2,769	11%	24,774
Gadsden	5	39	12,922	2,541	16%	15,502
Jackson	17	12	13,224	2,506	16%	15,742
Suwannee	1	49	7,927	2,500	24%	10,476
Citrus	68	11	20,863	2,348	10%	23,222
Sumter	29	30	19,803	2,051	9%	21,884
Hendry		19	7,557	2,002	21%	9,578
Highlands	12	10	17,377	1,936	10%	19,323
Putnam	8	12	13,667	1,872	12%	15,551
Nassau	40	18	16,991	1,743	9%	18,752
Monroe	47	12	14,748	1,734	11%	16,494
Walton	1	36	10,090	1,613	14%	11,739
Desoto	6	8	8,997	1,523	14%	10,528
Flagler	10	16	16,764	1,461	8%	18,241
Okeechobee	3	15	8,875	1,285	13%	10,175
Baker	33	25	5,819	1,280	18%	7,124

COVID-19: All Florida residents with test results reported

Data through Sep 8, 2020 verified as of Sep 9, 2020 at 09:25 AM

Data in this report are provisional and subject to change.

The table below includes persons with laboratory results that the Department of Health has received electronically or by mail/fax for Florida residents.

County	Awaiting testing	Inconclusive	Negative	Positive	Percent positive	Total tested
Taylor	6	29	4,940	1,230	20%	6,199
Lafayette	3	12	1,390	1,215	46%	2,617
Hardee	3	9	6,138	1,178	16%	7,325
Washington	10	20	5,791	1,020	15%	6,831
Wakulla	3	37	8,400	968	10%	9,405
Levy		8	6,820	944	12%	7,772
Madison	1	11	4,745	920	16%	5,676
Bradford	1	20	5,291	870	14%	6,181
Gulf	2	5	4,684	839	15%	5,528
Dixie		12	4,215	776	16%	5,003
Hamilton	1	2	4,607	728	14%	5,337
Union		19	8,643	715	8%	9,377
Holmes	2	9	4,425	678	13%	5,112
Calhoun	1	10	4,150	585	12%	4,745
Franklin	6	6	4,185	565	12%	4,756
Jefferson		15	3,008	513	15%	3,536
Gilchrist	1	9	3,907	483	11%	4,399
Glades		1	848	466	35%	1,315
Liberty			2,881	449	13%	3,330
Unknown	2	33	7,503	270	3%	7,806
Total	3,527	6,989	4,166,408	644,781	13%	4,818,178

COVID-19: testing by laboratory

Data through Sep 8, 2020 verified as of Sep 9, 2020 at 09:25 AM

Data in this report are provisional and subject to change.

The numbers in the table below represent the number of Florida and non-Florida residents for whom test results were received by the Department of Health. A person can be tested by more than one laboratory and can have both positive and negative results. **Therefore, the sum of the numbers in each column will be larger than the total number of people tested.**

Reporting lab	Inconclusive	Negative	Positive	Percent positive	Total
LABORATORY CORPORATION OF AMERICA	1,460	840,786	113,685	12%	955,931
QUEST DIAGNOSTICS - TAMPA	7,019	789,044	115,142	13%	911,205
BIO REFERENCE LABORATORIES, INC	7,038	539,840	105,137	16%	652,015
GENETWORX	662	390,620	32,867	8%	424,149
CURATIVE LABS	5,143	320,696	33,252	9%	359,091
REALTOX LABS LLC	3,198	251,638	43,882	15%	298,718
NORTHWEST LABORATORY	231	117,915	6,233	5%	124,379
ELABNETWORK	849	106,770	9,093	8%	116,712
ADVENT HEALTH LAB	112	101,309	14,149	12%	115,570
MEDICAL DIAGNOSTIC LABORATORIES	879	89,849	12,825	12%	103,553
MAKO GENOMICS	4,950	78,363	14,195	15%	97,508
KORVALABS, INC	1,209	87,472	4,439	5%	93,120
MAYO CLINIC LABORATORIES	212	71,099	7,442	9%	78,753
BIOCOLLECTIONS WORLDWIDE, INC	430	65,259	10,123	13%	75,812
MEMORIAL REGIONAL HOSPITAL SOUTH	20	56,449	13,568	19%	70,037
QUEST DIAGNOSTICS NICHOLS INSTITUTE, INC.	304	59,947	7,943	12%	68,194
BAYCARE LABORATORIES LLC	364	61,884	5,931	9%	68,179
BPHL-JACKSONVILLE	15	55,708	9,947	15%	65,670
SACRED HEART HOSPITAL LABORATORY	2	53,454	6,804	11%	60,260
RCA LABORATORY SERVICES, LLC		53,263	2,260	4%	55,523
ORLANDO REG MED CENTER CLINICAL LAB	507	48,945	5,941	11%	55,393
DIATHERIX LABORATORIES		42,975	6,171	13%	49,146
TAMPA GENERAL HOSPITAL	4	45,185	3,493	7%	48,682
UF PATHLABS	33	45,303	2,267	5%	47,603
BPHL-MIAMI	218	37,466	8,210	18%	45,894
Florida_Hospital	54	40,933	4,873	11%	45,860
TESTING MATTERS INC		39,639	5,178	12%	44,817
ARUP LABORATORIES		38,833	2,567	6%	41,400
VIRACOR-EUROFINS LABORATORIES		29,491	8,940	23%	38,431
JACKSON MEMORIAL HOSPITAL CLINICAL LAB	79	29,865	7,080	19%	37,024
SUNPATH MEDICAL DIAGNOSTICS LABORATORY	267	31,296	5,174	14%	36,737
BPHL-TAMPA (SPECTRUM BLVD)	45	31,223	5,306	15%	36,574
SHANDS AT THE UNIVERSITY OF FLORIDA	209	30,189	1,759	5%	32,157
ST VINCENT'S MEDICAL CENTER - RIVERSIDE	1	28,503	3,479	11%	31,983
AIT LABORATORIES		27,132	3,157	10%	30,289
LAKELAND REGIONAL MEDICAL CENTER	84	26,137	3,156	11%	29,377
IMPACT HEALTH BIOMETRIC TESTING, INC	258	23,598	3,208	12%	27,064
AMERICAN HEALTH ASSOCIATES	8	20,548	2,508	11%	23,064
CAPE CORAL HOSPITAL CLINICAL LABORATORY	1	18,237	3,188	15%	21,426
WALGREENS	11	17,934	3,084	15%	21,029
AKESOGEN		18,047	2,796	13%	20,843
BROWARD GENERAL MEDICAL CENTER-CLINICAL LAB	2	16,656	2,134	11%	18,792
TALLAHASSEE MEMORIAL HOSPITAL	81	16,685	1,924	10%	18,690
BAPTIST MEDICAL CENTER JACKSONVILLE	1	16,813	1,095	6%	17,909
BAPTIST HOSPITAL OF MIAMI CLINICAL LABORATORY	38	14,469	2,995	17%	17,502
SHANDS JACKSONVILLE MEDICAL CENTER INC	32	15,528	1,448	9%	17,008
NIZNIK LAB CORP	348	11,298	5,047	30%	16,693

COVID-19: testing by laboratory

Data through Sep 8, 2020 verified as of Sep 9, 2020 at 09:25 AM

Data in this report are provisional and subject to change.

The numbers in the table below represent the number of Florida and non-Florida residents for whom test results were received by the Department of Health. A person can be tested by more than one laboratory and can have both positive and negative results. **Therefore, the sum of the numbers in each column will be larger than the total number of people tested.**

Reporting lab	Inconclusive	Negative	Positive	Percent positive	Total
ADVENTHEALTH DAYTONA BEACH	27	14,167	1,081	7%	15,275
STATLAB_MOBILE	1	13,286	1,347	9%	14,634
FLORIDA HOSPITAL - TAMPA	5	13,043	1,297	9%	14,345
SARASOTA MEMORIAL HOSPITAL MAIN LAB	12	13,084	1,090	8%	14,186
APPLIED INGENUITY DIAGNOSTICS LLC		13,286	855	6%	14,141
PALMETTO GENERAL HOSPITAL LAB	3	10,185	2,942	22%	13,130
NAPLES COMMUNITY HOSPITAL	28	11,617	1,366	10%	13,011
ACCESS DX LABORATORY	145	11,262	1,452	11%	12,859
ST JOSEPHS HOSPITAL LABORATORY	12	11,149	1,670	13%	12,831
MOUNT SINAI MEDICAL CENTER	6	11,248	1,306	10%	12,560
MILLENNIUM PHYSICIAN GROUP		10,406	1,985	16%	12,391
ECCO LAB GROUP CO	280	9,360	2,743	22%	12,383
CLEVELAND CLINIC HOSPITAL LAB	4	11,132	1,193	10%	12,329
NICKLAUS CHILDREN'S HOSPITAL	40	9,858	2,239	18%	12,137
UNIVERSITY OF MIAMI HOSPITAL	9	10,288	1,749	15%	12,046
NORTH FLORIDA REGIONAL MEDICAL CENTER		10,538	1,226	10%	11,764
JFK MEDICAL CENTER LAB	1	9,037	1,632	15%	10,670
BRANDON REGIONAL HOSPITAL		8,771	1,517	15%	10,288
SOUTH MIAMI HOSPITAL LAB	16	8,950	1,286	13%	10,252
SAINT MARY'S MEDICAL CENTER	13	8,772	1,343	13%	10,128
INTEGRATED REGIONAL LABORATORIES LLP		8,413	1,602	16%	10,015
JUPITER MEDICAL CENTER LAB	43	8,834	1,088	11%	9,965
ABL MEDICAL CARE LLC		8,996	737	8%	9,733
BIOCERNA LABS	339	7,894	1,326	14%	9,559
QUEST NEW ENGLAND	35	8,329	1,005	11%	9,369
MORTON PLANT HOSPITAL-ADLER INSTITUTE	8	8,569	666	7%	9,243
WELLINGTON REGIONAL MED CTR LAB	3	7,745	1,192	13%	8,940
FLORIDA HOSPITAL WATERMAN LABORATORY	18	8,167	698	8%	8,883
INDIAN RIVER MEDICAL CENTER LAB		8,247	530	6%	8,777
LABCORP BURLINGTON (LPP)	3	8,148	416	5%	8,567
LARKIN COMMUNITY HOSPITAL INC DBA CARDIOTROPIC		5,111	3,444	40%	8,555
PANCARE OF FLORIDA INC		7,778	608	7%	8,386
QUEST DIAGNOSTICS INFECTIOUS DISEASE INC	54	6,711	1,617	19%	8,382
DRS CLACK SPENCER WHITE & MCCORMACK PA D/B/A		7,099	771	10%	7,870
MEMORIAL REGIONAL HOSPITAL CLINICAL LABORATORY	8	7,289	560	7%	7,857
LEESBURG REGIONAL MEDICAL CENTER		6,912	818	11%	7,730
HOMESTEAD HOSPITAL CLINICAL LABORATORY	13	5,895	1,666	22%	7,574
ARNOLD PALMER MEDICAL CENTER CLINICAL LAB		7,243	271	4%	7,514
LARKIN COMMUNITY HOSPITAL	10	6,215	1,150	16%	7,375
DELRAY MEDICAL CENTER	2	6,366	776	11%	7,144
REAL DIAGNOSTICS	77	6,554	473	7%	7,104
OSCEOLA REGIONAL MEDICAL CENTER	1	5,864	1,072	15%	6,937
WEST KENDALL BAPTIST HOSPITAL LABORATORY	6	5,449	1,430	21%	6,885
MEMORIAL HOSPITAL JACKSONVILLE	8	5,393	1,379	20%	6,780

COVID-19: testing by laboratory

Data through Sep 8, 2020 verified as of Sep 9, 2020 at 09:25 AM

Data in this report are provisional and subject to change.

The numbers in the table below represent the number of Florida and non-Florida residents for whom test results were received by the Department of Health. A person can be tested by more than one laboratory and can have both positive and negative results. **Therefore, the sum of the numbers in each column will be larger than the total number of people tested.**

Reporting lab	Inconclusive	Negative	Positive	Percent positive	Total
Lee Memorial Hospital		5,243	1,533	23%	6,776
AEGIS SCIENCES CORPORATION	29	6,157	576	9%	6,762
BAPTIST HOSPITAL OF MIAMI MOLECULAR DIAGNOSTICS	58	5,819	846	13%	6,723
ST ANTHONY'S HOSPITAL LAB	11	5,847	762	12%	6,620
LAWNWOOD REGIONAL MEDICAL CENTER	1	5,566	982	15%	6,549
WINTER HAVEN HOSPITAL CLINICAL LABORATORY	1	5,474	1,039	16%	6,514
BOSTON HEART DIAGNOSTICS CORP		5,573	929	14%	6,502
QUEST DIAGNOSTICS - WEST HILLS	21	5,895	221	4%	6,137
BAPTIST MEDICAL CENTER SOUTH		5,674	420	7%	6,094
GOOD SAMARITAN MEDICAL CENTER LAB	1	5,127	939	15%	6,067
ST JOSEPHS HOSPITAL	7	5,155	753	13%	5,915
MEASE COUNTRYSIDE LAB	1	5,292	554	9%	5,847
ORANGE PARK MEDICAL CENTER	9	4,645	1,186	20%	5,840
BETHESDA HOSPITAL EAST		5,017	616	11%	5,633
GULF COAST MEDICAL CENTER MICROLAB		4,260	1,368	24%	5,628
PATIENTS FIRST LAKE ELLA MEDICAL CENTER PA		3,944	1,436	27%	5,380
HALIFAX MEDICAL CENTER LAB	22	4,604	752	14%	5,378
BAPTIST HOSPITAL LABORATORY	4	4,526	845	16%	5,375
WEST FLORIDA HOSPITAL LAB		4,234	1,089	20%	5,323
FLORIDA HOSPITAL HEARTLAND MED CTR CLINICAL LAB	1	4,702	538	10%	5,241
QUEST DIAGNOSTICS NICHOLS INSTITUTE - SJC (ELR)	27	4,382	715	14%	5,124
MANATEE MEMORIAL HOSPITAL		4,625	493	10%	5,118
WEST BOCA MEDICAL CENTER LAB		4,599	496	10%	5,095
MARTIN HOSPITAL SOUTH LAB		4,763	279	6%	5,042
WESTSIDE REGIONAL MED CTR	2	4,064	951	19%	5,017
CORAL GABLES HOSPITAL CLINICAL LABORATORY		3,861	1,104	22%	4,965
ADVENTHEALTH WESLEY CHAPEL	1	4,510	391	8%	4,902
LARGO MEDICAL CENTER		4,234	600	12%	4,834
THE VILLAGES REGIONAL HOSPITAL		4,475	344	7%	4,819
OAK HILL HOSPITAL		4,236	548	11%	4,784
PALM BEACH GARDENS MEDICAL CTR LAB		4,334	445	9%	4,779
NORTHWEST MEDICAL CENTER	1	3,740	1,024	21%	4,765
QUEST DIAGNOSTICS	4	4,343	390	8%	4,737
RUTGERS CLINICAL GENOMICS LABORATORY	10	4,480	190	4%	4,680
HEALTH PARK MEDICAL CENTER CLINICAL LAB		3,797	882	19%	4,679
NCH NORTH NAPLES HOSPITAL LAB	5	4,033	640	14%	4,678
DOCTORS HOSPITAL	2	3,763	908	19%	4,673
MERCY HOSPITAL A CAMPUS OF PLANTATION GEN HOSP LAB	1	3,478	1,158	25%	4,637
AVENTURA HOSPITAL LAB		3,437	1,133	25%	4,570
EXACT SCIENCES LABORATORIES		4,197	361	8%	4,558
Capital Regional Medical Ctr		3,583	913	20%	4,496
MEMORIAL HOSPITAL WEST LABORATORY SERVICES	13	3,887	437	10%	4,337
CORAL SPRINGS MED CTR		3,870	451	10%	4,321
FLORIDA HOSPITAL FLAGLER	2	3,989	282	7%	4,273
FLORIDA HOSPITAL ZEPHYRHILLS		3,961	310	7%	4,271

COVID-19: testing by laboratory

Data through Sep 8, 2020 verified as of Sep 9, 2020 at 09:25 AM

Data in this report are provisional and subject to change.

The numbers in the table below represent the number of Florida and non-Florida residents for whom test results were received by the Department of Health. A person can be tested by more than one laboratory and can have both positive and negative results. **Therefore, the sum of the numbers in each column will be larger than the total number of people tested.**

Reporting lab	Inconclusive	Negative	Positive	Percent positive	Total
PALMS WEST HOSPITAL LAB	2	3,394	873	20%	4,269
NORTH SHORE MEDICAL CENTER		3,346	919	22%	4,265
BROWARD HEALTH NORTH CLINICAL LABORATORY		3,670	589	14%	4,259
BLAKE MEDICAL CENTER		3,516	709	17%	4,225
FLORIDA MEDICAL CENTER - A CAMPUS OF NORTH SHORE	2	3,592	622	15%	4,216
INGENIOUS PERSONALIZED MEDICINE	40	3,044	1,066	26%	4,150
FLORIDA HOSPITAL DELAND	8	3,364	629	16%	4,001
INFORM DIAGNOSTICS, INC		3,718	209	5%	3,927
FLORIDA HOSPITAL OF CARROLLWOOD		3,390	509	13%	3,899
REGIONAL MEDICAL CENTER BAYONET POINT	2	3,584	304	8%	3,890
PLANTATION GENERAL HOSPITAL		2,936	895	23%	3,831
CLEVELAND CLINIC MARTIN SOUTH HOSPITAL		3,426	346	9%	3,772
BAYFRONT MEDICAL CENTER	12	2,840	920	24%	3,772
MOFFITT CANCER CENTER	5	3,688	74	2%	3,767
MEDICAL CENTER OF TRINITY CLINICAL LABORATORY		3,208	497	13%	3,705
NORTHSIDE HOSPITAL AND HEART INSTITUTE		3,229	467	13%	3,696
NEMOURS CHILDRENS HOSPITAL		3,597	95	3%	3,692
CARDIOTROPIC LABS	81	2,746	716	20%	3,543
LAKE CITY MEDICAL CENTER		2,698	836	24%	3,534
DR. P. PHILLIPS HOSPITAL		3,297	153	4%	3,450
OCALA REGIONAL MEDICAL CENTER		2,984	449	13%	3,433
NEW YORK STATE ELR - SUNRISE MEDICAL LABORATORIES		3,288	77	2%	3,365
BAPTIST MEDICAL CENTER - BEACHES		3,113	212	6%	3,325
CENTRAL FLORIDA REGIONAL HOSPITAL		2,859	417	13%	3,276
FULGENT DIAGNOSTICS	82	2,917	190	6%	3,189
LEON MEDICAL CENTERS LLC		2,566	614	19%	3,180
MORTON PLANT-MEASE	1	2,948	227	7%	3,176
GULF COAST MEDICAL CENTER LAB		2,481	684	22%	3,165
ALL CHILDREN'S HOSPITAL LAB		2,959	193	6%	3,152
ST JOSEPHS NORTH HOSPITAL LAB		2,774	349	11%	3,123
IMPERIAL POINT MEDICAL CENTER		2,806	289	9%	3,095
NIGHT LITE PEDIATRICS	1	2,274	819	26%	3,094
LAKESWOOD RANCH MEDICAL CENTER		2,822	267	9%	3,089
SOUTH LAKE HOSPITAL		2,800	144	5%	2,944
UHEALTH CORAL GABLES/LENNAR MED CTR		2,769	137	5%	2,906
ST LUCIE MEDICAL CENTER		2,285	576	20%	2,861
SOUTH FLORIDA BAPTIST HOSPITAL MICRO	1	2,402	418	15%	2,821
POINCIANA MEDICAL CENTER		2,046	732	26%	2,778
WEST MARION COMMUNITY HOSPITAL LAB		2,372	369	13%	2,741
ACCESS MEDICAL LABORATORIES		1,594	1,112	41%	2,706
PHYSICIANS REGIONAL MEDICAL CENTER - PINE RIDGE RD		2,189	498	19%	2,687
BAPTIST MEDICAL CENTER - NASSAU		2,543	135	5%	2,678
SOUTH SEMINOLE HOSPITAL LABORATORY		2,446	105	4%	2,551
FLORIDA HOSPITAL FISH MEMORIAL	1	2,173	357	14%	2,531
VISTA CLINICAL		1,175	1,346	53%	2,521
WESTCHESTER HOSPITAL	21	2,052	439	17%	2,512
UNIVERSITY HOSPITAL AND MEDICAL CENTER		1,883	627	25%	2,510

COVID-19: testing by laboratory

Data through Sep 8, 2020 verified as of Sep 9, 2020 at 09:25 AM

Data in this report are provisional and subject to change.

The numbers in the table below represent the number of Florida and non-Florida residents for whom test results were received by the Department of Health. A person can be tested by more than one laboratory and can have both positive and negative results. **Therefore, the sum of the numbers in each column will be larger than the total number of people tested.**

Reporting lab	Inconclusive	Negative	Positive	Percent positive	Total
NONA SCIENTIFIC	3	2,091	402	16%	2,496
FLORIDA HOSPITAL NORTH PINELLAS	5	2,284	178	7%	2,467
WEST PALM HOSPITAL LAB		2,128	338	14%	2,466
QUEST DIAGNOSTICS - ATLANTA	4	2,130	278	12%	2,412
AVECINA MEDICAL OAKLEAF	1	1,849	536	22%	2,386
HEALTHQUEST ESOTERICS		1,588	798	33%	2,386
MEDCOMP SCIENCES LLC	28	1,296	1,062	45%	2,386
WALGREEN CO	2	2,031	265	12%	2,298
ANNE BATES LEACH EYE HOSPITAL/ ABLEH MICROBIOLOGY LABORATORY		2,199	51	2%	2,250
MEMORIAL HOSPITAL MICRO		2,017	223	10%	2,240
HIALEAH HOSPITAL	4	1,688	498	23%	2,190
ST PETERSBURG GENERAL HOSPITAL		1,655	497	23%	2,152
CLEVELAND CLINIC TRADITION HOSPITAL		1,919	212	10%	2,131
FORT WALTON BEACH MEDICAL CENTER		1,734	316	15%	2,050
MEMORIAL HOSPITAL- MIRAMAR	10	1,867	161	8%	2,038
ADVENTHEALTH OCALA LABORATORY		1,716	319	16%	2,035
BAPTIST NORTH EMERGENCY CENTER		1,529	506	25%	2,035
QUEST DIAGNOSTICS LENEXA	18	1,835	178	9%	2,031
MEASE DUNEDIN HOSPITAL	4	1,823	188	9%	2,015
CITRUS MEMORIAL HOSPITAL LABORATORY		1,819	140	7%	1,959
WALGREENS OAKLAND PARK	3	1,701	200	11%	1,904
OVIEDO MEDICAL CENTER		1,610	287	15%	1,897
DOCTORS HOSPITAL OF SARASOTA CLINICAL LABORATORY		1,643	185	10%	1,828
RAULERSON HOSPITAL		1,520	304	17%	1,824
AVERO DIAGNOSTICS - IRVING		1,679	144	8%	1,823
CLEVELAND CLINIC MARTIN NORTH HOSPITAL		1,603	217	12%	1,820
LEE HEALTH COCONUT POINT CLINICAL LAB	2	1,427	346	19%	1,775
MEMORIAL HOSPITAL PEMBROKE	3	1,515	211	12%	1,729
PALMS OF PASADENA HOSPITAL		1,455	236	14%	1,691
AVECINA MEDICAL JULINGTON	1	1,440	246	15%	1,687
PUTNAM COMMUNITY MEDICAL CENTER		1,392	215	13%	1,607
PWN HEALTH	8	1,050	532	33%	1,590
P4 CLINICAL, LLC	24	1,376	188	12%	1,588
SOUTH BAY HOSPITAL MICRO		1,315	254	16%	1,569
BETHESDA HOSPITAL WEST		1,387	155	10%	1,542
OPTEO LABORATORY		1,506	30	2%	1,536
PHYSICIANS REGIONAL MEDICAL CENTER - COLLIER BLVD	1	1,154	340	23%	1,495
HOLIDAY CVS LLC		1,481	10	1%	1,491
TWIN CITIES HOSPITAL	1	1,342	145	10%	1,488
LOWER KEYS MEDICAL CENTER		1,330	135	9%	1,465
BARTOW REGIONAL MEDICAL CENTER	1	1,228	205	14%	1,434
SYNERGY LABORATORIES	7	1,272	127	9%	1,406
QUEST DIAGNOSTICS - MIRAMAR	6	363	1,014	73%	1,383
ST VINCENT'S MEDICAL CENTER - SOUTHSIDE		1,308	27	2%	1,335
SACRED HEART-EMERALD COAST		1,130	199	15%	1,329
LAKESIDE MEDICAL CENTER		937	368	28%	1,305
BMCT Molecular Diagnostics Subsection		1,062	235	18%	1,297

COVID-19: testing by laboratory

Data through Sep 8, 2020 verified as of Sep 9, 2020 at 09:25 AM

Data in this report are provisional and subject to change.

The numbers in the table below represent the number of Florida and non-Florida residents for whom test results were received by the Department of Health. A person can be tested by more than one laboratory and can have both positive and negative results. **Therefore, the sum of the numbers in each column will be larger than the total number of people tested.**

Reporting lab	Inconclusive	Negative	Positive	Percent positive	Total
AVENTUS BIOLABS	1	721	543	43%	1,265
PATIENTS CHOICE LABORATORIES		728	518	42%	1,246
QUEST DIAGNOSTICS WOOD DALE	3	1,142	85	7%	1,230
CLINICORE		1,112	91	8%	1,203
HIGHLANDS REGIONAL MEDICAL CENTER		1,002	200	17%	1,202
NIGHT LITE PEDIATRICS URGENT CARE		1,054	139	12%	1,193
GULF BREEZE HOSPITAL LAB	1	1,038	151	13%	1,190
UNIVERSITY OF MIAMI HOSPITAL & CLINICS	2	1,093	60	5%	1,155
UHEALTH DEERFIELD BEACH/UMSYLVESTER DEERFIELD BEACH LABORATORY	3	1,058	43	4%	1,104
VIKOR SCIENTIFIC	2	608	449	42%	1,059
GENE BY GENE, GENOMICS RESEARCH CENTER LAB	31	936	65	6%	1,032
ORLANDO VA MEDICAL CENTER		859	164	16%	1,023
AVECINA MEDICAL		750	262	26%	1,012
ENGLEWOOD COMMUNITY HOSPITAL		915	80	8%	995
MARINERS HOSPITAL		887	99	10%	986
LMHS		902	81	8%	983
BAPTIST EMERGENCY CENTER OAKLEAF		814	167	17%	981
BAPTIST HEALTH EMERGENCY CENTER COUNTRY WALK		756	157	17%	913
FLOWERS HOSPITAL		803	99	11%	902
CLARITY LAB SOLUTIONS		733	135	16%	868
BAPTIST EMERGENCY CENTER CLAY		757	110	13%	867
FULGENT DIAGNOSTICS LABORATORY	26	739	72	9%	837
MINUTECLINIC LLC #3703		754	80	10%	834
AVECINA MEDICAL - SOUTHSIDE BLVD	7	784	35	4%	826
PATHNOSTICS		84	741	90%	825
FLORIDA HOSPITAL ORLANDO		745	74	9%	819
LABCORP	1	462	344	43%	807
ST VINCENTS CLAY COUNTY		775	26	3%	801
JACKSON HOSPITAL CLINICAL LABORATORY		697	90	11%	787
DESOTO MEMORIAL HOSPITAL CLINICAL LABORATORY	3	644	139	18%	786
SANTA ROSA MEDICAL CENTER		543	228	30%	771
PHYSICIANS STAT LAB		138	632	82%	770
UNITED CLINICAL LABORATORY LLC		65	700	92%	765
FLORIDA LABORATORY ANALYSIS		499	253	34%	752
Assurance Scientific Laboratories		586	161	22%	747
CAPSTONE HEALTHCARE		474	261	36%	735
LABCORP RTP	3	113	608	84%	724
TAMPA COMMUNITY HOSPITAL		509	179	26%	688
ADVANCE MEDICAL OF NAPLES			686	100%	686
EGLIN AIRFORCE BASE LAB		478	177	27%	655
BARDMOOR LABORATORY	1	579	74	11%	654
WATSON CLINIC LLP MAIN		431	203	32%	634
WALGREENS ORLANDO		563	65	10%	628
LAB24 INC	1	28	598	95%	627
VAMC ORLANDO		303	321	51%	624
ARCPOINT LABS - FORT MYERS	2	494	122	20%	618
NONE		281	329	54%	610

COVID-19: testing by laboratory

Data through Sep 8, 2020 verified as of Sep 9, 2020 at 09:25 AM

Data in this report are provisional and subject to change.

The numbers in the table below represent the number of Florida and non-Florida residents for whom test results were received by the Department of Health. A person can be tested by more than one laboratory and can have both positive and negative results. **Therefore, the sum of the numbers in each column will be larger than the total number of people tested.**

Reporting lab	Inconclusive	Negative	Positive	Percent positive	Total
QUEST	4	148	457	75%	609
LABSTAT LLC	1	596	3	1%	600
NCH NORTHEAST	5	389	201	34%	595
PATIENTS FIRST - MAHAN DRIVE		164	431	72%	595
PHAROS HEALTH		453	140	24%	593
ATLANTIS URGENT CARE		421	169	29%	590
HISTOPATHOLOGY SERVICES, LLC		505	70	12%	575
LEE MEMORIAL HOSPITAL LAB			573	100%	573
ASSOCIATED PATHOLOGISTS, LLC		466	101	18%	567
NCH HEALTHCARE SYSTEM MICROBIOLOGY LAB		1	566	100%	567
QUEST DIAGNOSTICS - IRVING	10	352	178	33%	540
HOLY CROSS HOSPITAL LABORATORY			522	100%	522
MAVERICK LABS		357	149	29%	506
SOUTHEAST ALABAMA MEDICAL CENT		451	44	9%	495
LUMINUS DIAGNOSTICS		341	152	31%	493
DYNIX DIAGNOSTICS	1	299	191	39%	491
MARTIN MEMORIAL LABORATORY AT ST LUCIE WEST		429	55	11%	484
HOLIDAY CVS LLC DBA CVSPHARMACY #5155		468	6	1%	474
AMELIA URGENT CARE		201	258	56%	459
PANCARE OF FLORIDA, INC			443	100%	443
LAB CORP	1	184	237	56%	422
KD MEDICAL CHOICE LLC		419	1	0%	420
NORTH FLORIDA PEDIATRICS-TALLAHASSEE		385	33	8%	418
UAB HIGHLANDS LABORATORY		413	4	1%	417
MEDARBOR DIAGNOSTICS		1	413	100%	414
ORLANDO VETERANS AFFAIRS MEDICAL CENTER		112	298	73%	410
CENTRA CARE - WATERFORD LAKES		313	92	23%	405
NEW YORK STATE ELR - NORTH SHORE LONG ISLAND JEWISH HEALTH		364	23	6%	387
ECCOLAB GROUP	1	79	300	79%	380
STEWART REFERENCE LABORATORY		211	168	44%	379
QUEST DIAGNOSTICS NICHOLS INSTITUTE	5	353	17	5%	375
NXGEN MDX LLC	2	323	48	13%	373
CLARITY LABS		322	49	13%	371
MEMORIAL PEMBROKE 24/7 CARE CENTER		272	93	25%	365
NEW YORK STATE ELR - NYU HOSPITALS CENTER CLINICAL LABORATORIES		350	12	3%	362
JAY HOSPITAL CLINICAL LABORATORY		264	90	25%	354
INFORM DIAGNOSTICS		349	4	1%	353
SUNRISE MEDICAL LABORATORIES		275	64	19%	339
TEMPUS CLINICAL LABORATORY	1	310	25	7%	336
NEW YORK STATE ELR - LENCO MEDICAL LABORATORY		322	13	4%	335
NITE LITE PEDIATRICS		177	148	46%	325
NCF DIAGNOSTICS & DNA TECHNOLOGIES	10	57	252	79%	319
ADVENT HEALTH CENTRA CARE: WATERFORD LAKES		249	69	22%	318
DAVITA LABS		292	26	8%	318
BAPTIST MD ANDERSON CANCER CENTER		305	2	1%	307
NEW YORK STATE ELR - DEPARTMENT OF CLINICAL LABS		301	5	2%	306
TENNESSEE DOH - NASHVILLE	2	266	32	11%	300

COVID-19: testing by laboratory

Data through Sep 8, 2020 verified as of Sep 9, 2020 at 09:25 AM

Data in this report are provisional and subject to change.

The numbers in the table below represent the number of Florida and non-Florida residents for whom test results were received by the Department of Health. A person can be tested by more than one laboratory and can have both positive and negative results. **Therefore, the sum of the numbers in each column will be larger than the total number of people tested.**

Reporting lab	Inconclusive	Negative	Positive	Percent positive	Total
CORE DIAGNOSTIC LABORATORIES LLC		219	75	26%	294
ARCPOINT LABS OF TAMPA		185	103	36%	288
LABCORP TAMPA	1	33	250	88%	284
BAYA URGENT CARE		3	279	99%	282
FLAGLER HOSPITAL	5	18	257	92%	280
VETERANS AFFAIRS MEDICAL CENTER LAB		9	269	97%	278
UNKNOWN		19	258	93%	277
TALLAHASSEE PRIMARY CARE ASSOCIATES		263	9	3%	272
THERADOC		150	121	45%	271
EXPRESS GENE MOLECULAR DIAGNOSTIC LABORATORY		2	267	99%	269
HOLMES REGIONAL MEDICAL CENTER		3	263	99%	266
SANFORD REFERENCE LAB		253	10	4%	263
FLO-MEDILAB SERVICES		82	179	69%	261
GENESIS REFERENCE LABORATORIES		1	259	100%	260
SCIONLAB SERVICES LLC		246	12	5%	258
LABTECH DIAGNOSTIC		124	130	51%	254
EUROFINS NTD, LLC		221	28	11%	249
GESSLER CLINIC		1	245	100%	246
SMA SPECIALITY MEDICAL LAB		63	182	74%	245
THE CENTER FOR URGENT CARE		164	67	29%	231
JAMES A. HALEY VETERANS MICRO LAB			229	100%	229
ASCEND CLINICAL		225	4	2%	229
INDIAN RIVER PATHOLOGY LLC		223	6	3%	229
MICROGEN DX		70	158	69%	228
ST CLOUD REGIONAL MEDICAL CENTER		126	102	45%	228
HENDRY REGIONAL MEDICAL CENTER		9	219	96%	228
TOM LEE COMMUNITY HEALTH CENTER		7	216	97%	223
FLORIDA WOMAN CARE LABORATORY LLC		199	23	10%	222
CENTRA CARE		35	184	84%	219
MOLECULAR INFECTIOUS DISEASES		212	6	3%	218
BIOCERNA LLC	8	156	53	24%	217
MEDSCAN LABORATORY INC		136	80	37%	216
MINI ER ADULT AND PEDIATRIC URGENT CARE		201	12	6%	213
QUALITOX LABORATORIES		96	116	55%	212
ARCPOINT LABS OF WEST PALM BEACH			210	100%	210
ADVENTHEALTH LAB		1	206	100%	207
MARTIN MEMORIAL MEDICAL CENTER LAB		100	106	51%	206
SEBASTIAN RIVER MEDICAL CENTER		160	42	21%	202
VAMC WEST PALM LAB		5	196	98%	201
BAY PINES VAMC CLINICAL LABORATORY		4	196	98%	200
ADVENT HEALTH -TAMPA		74	126	63%	200
CLINICAL REFERENCE LABORATORY		193	6	3%	199
AUBURN UNIVERSITY MEDICAL CLINIC		155	43	22%	198
GULF COAST MOLECULAR LABORATORIES	10	141	46	23%	197
NCH HEALTHCARE BONITA		133	63	32%	196
PREMIER MEDICAL LABORATORY SERVICES		1	195	99%	196
URGENT CARE CURE		147	49	25%	196

COVID-19: testing by laboratory

Data through Sep 8, 2020 verified as of Sep 9, 2020 at 09:25 AM

Data in this report are provisional and subject to change.

The numbers in the table below represent the number of Florida and non-Florida residents for whom test results were received by the Department of Health. A person can be tested by more than one laboratory and can have both positive and negative results. **Therefore, the sum of the numbers in each column will be larger than the total number of people tested.**

Reporting lab	Inconclusive	Negative	Positive	Percent positive	Total
EMERGENCY PHYSICIANS MEDICAL CENTER			194	100%	194
GENESIS MEDICAL LABORATORY MIAMI FL.		78	116	60%	194
PATHGROUP LABS LLC		90	100	53%	190
C.W. BILL YOUNG VA MEDICAL CENTER		5	185	97%	190
MIDWAY SPECIALTY CARE CENTER	1	101	86	46%	188
BOCA BIOLISTICS REFERENCE LABORATORY	2	144	40	22%	186
FLORIDA HOSPITAL WAUCHULA		107	74	41%	181
COASTAL MED URGENT CARE		3	176	98%	179
UAB UNIVERSITY OF ALABAMA HOSPITAL LAB		170	7	4%	177
HOLIDAY CVS LLC DBA CVS PHARMACY #5154		171	5	3%	176
NEW YORK STATE ELR - NEW YORK PRESBYTERIAN HOSPITAL CUMC CLINICAL		162	13	7%	175
SACRED HEART HOSPITAL ON THE GULF		111	62	36%	173
BAYCARE HEALTH SYSTEM		2	168	99%	170
ACUTIS DIAGNOSTICS	1	107	62	36%	170
ASAP LAB LLC		95	72	43%	167
FAST TRACK URGENT CARE CENTER - CARROLLWOOD			165	100%	165
MIDWAY SPECIALTY CARE CENTER DIAGNOSTICS	15	122	26	16%	163
NEW YORK STATE ELR - MOUNT SINAI LABORATORY		154	8	5%	162
BUREAU OF CLINICAL LABORATORIES		132	28	18%	160
FAST TRACK URGENT CARE CENTER		1	158	99%	159
NEW YORK STATE ELR - NEW YORK HOSPITAL LABORATORIES	1	152	6	4%	159
LABSTAT		2	156	99%	158
WUESTHOFF REF LABORATORY			158	100%	158
NEO GENOMICS - FORT MYERS	1	151	4	3%	156
FLORIDA HOSPITAL HEARTLAND MED CTR LAKE PLACID		110	46	29%	156
ST JUDE CHILDREN'S RESEARCH HOSPITAL		145	11	7%	156
UNIVERSITY OF ALABAMA		151	3	2%	154
AMELIA EXPRESS CARE		55	98	64%	153
US BIOTEK LABORATORIES	1	65	87	57%	153
ANGEL KIDS PEDIATRICS		131	19	13%	150
VAMC GAINESVILLE		2	143	99%	145
LEHIGH VALLEY GENOMICS			143	100%	143
MACDILL AFB HOSPITAL		121	19	14%	140
IRL MARKET LAB ALACHUA		104	31	23%	135
MID-FLORIDA PATHOLOGY		92	40	30%	132
INTEGRATED REGIONAL LABORATORIES		119	12	9%	131
MEMPHIS PATHOLOGY LABORATORY	1	124	5	4%	130
AMERICAN PATHOLOGY PARTNERS		128	1	1%	129
PRIVA PATH LABS			128	100%	128
BMHSI-AEL MICROBIOLOGY LABORATORY	2	102	24	19%	128
LEHIGH REGIONAL MEDICAL CENTER LAB		107	20	16%	127
HEALTH FIRST-HOLMES REGIONAL			126	100%	126
NEW PLANT CITY FAMILY CARE	1	25	100	79%	126
VAMC BAY PINES		1	122	99%	123
SPARROW HEALTHCARE	2	1	117	98%	120
GARCIA CLINICAL LABORATORY		1	119	99%	120
AURORA DIAGNOSTICS BERNHARDT LABORATORIES PATHOLOGY SERVICE		105	15	13%	120

COVID-19: testing by laboratory

Data through Sep 8, 2020 verified as of Sep 9, 2020 at 09:25 AM

Data in this report are provisional and subject to change.

The numbers in the table below represent the number of Florida and non-Florida residents for whom test results were received by the Department of Health. A person can be tested by more than one laboratory and can have both positive and negative results. **Therefore, the sum of the numbers in each column will be larger than the total number of people tested.**

Reporting lab	Inconclusive	Negative	Positive	Percent positive	Total
NEW YORK STATE ELR - ENZO CLINICAL LABS INC		117	1	1%	118
ROSEN MEDICAL CENTER		105	13	11%	118
BAYFRONT HEALTH BROOKSVILLE			116	100%	116
COASTAL LABORATORIES		73	42	37%	115
ADVENT HEALTH CENTRA CARE		15	100	87%	115
FLORIDA MEDICAL CLINIC		54	61	53%	115
PALM BEACH COUNTY HEALTH DEPT LAB		113	2	2%	115
FLORIDA CLINICAL LABORATORY-BIOREFERENCE LABORATORIES		44	70	61%	114
ALLIED HEALTH FORT PIERCE		112			112
FULGENT GENETICS	2	83	27	24%	112
AVELLINO LAB USA, INC		109	2	2%	111
LEON MEDICAL CENTER		7	104	94%	111
MINUTECLINIC, LLC DBA MINUTECLINIC #4717		107	3	3%	110
MEDICAL DIAGNOSTICS LABORATORIES,INC		18	91	83%	109
VAMC LAKE CITY		51	57	53%	108
UR MEDICINE LABS- CENTRAL LABORATORY		106	2	2%	108
MILLENNIUM LAB SERVICES			107	100%	107
NAVAL HOSPITAL - JACKSONVILLE		1	104	99%	105
SHORELINE PHYSICIAN GROUP			105	100%	105
SOLARIS DIAGNOSTICS		8	96	92%	104
BAPTIST HEALTH SOUTH FLORIDA		4	100	96%	104
STAGEZERO LIFE SCIENCES INC		89	11	11%	100
CENTRACARE		5	94	95%	99
FISHERMENS HOSPITAL CLINICAL LAB		94	5	5%	99
ACCU REFERENCE MEDICAL LAB			99	100%	99
DEPARTMENT OF VETERANS AFFAIRS JAMES A. HALEY VETERANS HOSPITAL			97	100%	97
USAFSAM/PHE		23	73	76%	96
PROTEUS MOLECULAR AND CLINICAL LAB	1	78	17	18%	96
GENETWORKX		15	79	84%	94
DIAGNOSTIC SOLUTIONS		3	91	97%	94
FLORIDA COMMUNITY HEALTH CENTERS INC			93	100%	93
HEALTHLINK DIAGNOSTIC LABORATORIES		5	87	95%	92
Quest Diag Unspecifd		59	32	35%	91
ADVENTHEALTH CENTRA CARE OVIEDO		29	59	67%	88
BAY VIEW HEALTHCARE		68	19	22%	87
PACIFIC ANALYTICS			86	100%	86
ADVENT HEALTH CENTRA CARE LONGWOOD		9	76	89%	85
USA HEALTH UNIVERSITY HOSPITAL CLINICAL LABORATORY		83	1	1%	84
ADVENTHEALTH CENTRA CARE WESLEY CHAPEL			84	100%	84
PENSACOLA PEDIATRICS		60	24	29%	84
ADVENTHEALTH CENTRA CARE ALTAMONTE SPRINGS		41	43	51%	84
NORTH OKALOOSA MEDICAL CENTER		37	46	55%	83
AVERO DIAGNOSTICS		59	24	29%	83
CENTRAL FLORIDA HEALTH CARE		46	35	43%	81
MINUTECLINIC		74	7	9%	81
ORLANDO HEALTH EMERGENCY DEPARTMENT		75	5	6%	80
DOC SMILEY'S URGENT CARE		15	63	81%	78

COVID-19: testing by laboratory

Data through Sep 8, 2020 verified as of Sep 9, 2020 at 09:25 AM

Data in this report are provisional and subject to change.

The numbers in the table below represent the number of Florida and non-Florida residents for whom test results were received by the Department of Health. A person can be tested by more than one laboratory and can have both positive and negative results. **Therefore, the sum of the numbers in each column will be larger than the total number of people tested.**

Reporting lab	Inconclusive	Negative	Positive	Percent positive	Total
DOCTOR'S MEMORIAL HOSPITAL		15	63	81%	78
AMERICAN RESEARCH LABS		4	74	95%	78
LABORATORY SPECIALISTS OF MICHIGAN		8	67	89%	75
DYNAMIC MEDICAL USA			75	100%	75
SELECT LABORATORIES MARION COUNTY, LLC.			74	100%	74
MAYO CLINIC LABS - ROCHESTER MAIN CAMPUS		71	1	1%	72
HOLY CROSS HOSPITAL		1	71	99%	72
UNKNOWN - BAD FACILITY CODE		21	50	70%	71
LIFEBRITE	1	5	65	92%	71
MORTON PLANT HOSPITAL			70	100%	70
Highlands Regional Hospital		63	7	10%	70
ADVENTHEALTH CENTRA CARE CARROLLWOOD			69	100%	69
LABORATORY CORP OF AMERICA	2	26	41	59%	69
AMMON LABS		58	10	15%	68
QPS, LLC		67	1	1%	68
FAST TRACK URGENT CARE CENTER - RIVERVIEW			68	100%	68
DAVITA LABORATORY SERVICES		53	14	21%	67
INTEGRITY LABORATORIES, LLC		5	62	93%	67
AEL- MEMPHIS		17	50	75%	67
ALLSOUTH URGENT CARE			66	100%	66
HOSPITAL FOR SPECIAL SURGERY		65	1	2%	66
FAST TRACK URGENT CARE CENTER - WESTCHASE			65	100%	65
MIAMI VA HEALTHCARE SYSTEM			65	100%	65
NORTH FLORIDA/SOUTH GEORGA VETERANS HEALTH SYSTEM			64	100%	64
ADVENT HEALTH CENTRA CARE PALM COAST		1	63	98%	64
SARAPATH DIAGNOSTICS			62	100%	62
FHMG-FLORIDA HOSPITAL MEDICAL GROUP		55	7	11%	62
PROVIDENCE HOSPITAL LABORATORY		59	3	5%	62
CVS PHARMACY NO 7881		61	1	2%	62
GENE BY GENE			61	100%	61
FINLAY CLINICAL LABORATORY		24	36	60%	60
MORTON PLANT HOSPITAL/LAB		1	59	98%	60
REFUAH HEALTH CENTER LABORATORY		59	1	2%	60
EXACT SCIENCES LABORATORIES, LLC		15	45	75%	60
BLOCK, NATION, CHASE, AND SMOLEN FAMILY MEDICINE		38	20	34%	58
COMMUNITY HEALTH NORTHWEST FLORIDA		40	18	31%	58
NORTH FLORIDA PEDIATRICS-LAKE CITY			58	100%	58
FAWCETT MEMORIAL HOSPITAL-LAB		1	57	98%	58
HURLBURT FIELD CLINIC		23	34	60%	57
NAVY HOSPITAL			57	100%	57
BAY MEDICAL CENTER SACRED HEART HEALTH SYSTEM		17	40	70%	57
ADVENTHEALTH CENTRA CARE			56	100%	56
NOAH CLINICAL LABORATORY		46	10	18%	56
LABCORP BIRMINGHAM	1	5	50	89%	56
VA MEDICAL CENTER		7	48	87%	55
QUEST INFECTIOUS DISEASE	1	50	4	7%	55
NEW YORK STATE ELR - WADSWORTH HEALTH CENTER		52	3	5%	55

COVID-19: testing by laboratory

Data through Sep 8, 2020 verified as of Sep 9, 2020 at 09:25 AM

Data in this report are provisional and subject to change.

The numbers in the table below represent the number of Florida and non-Florida residents for whom test results were received by the Department of Health. A person can be tested by more than one laboratory and can have both positive and negative results. **Therefore, the sum of the numbers in each column will be larger than the total number of people tested.**

Reporting lab	Inconclusive	Negative	Positive	Percent positive	Total
BROWARD HEALTH MEDICAL CENTER		1	53	98%	54
MY CLINICAL LAB			53	100%	53
MOBILE INFIRMARY MED CENTER PATH LAB		45	8	15%	53
RUSKIN HEALTH CENTER			53	100%	53
BAYCARE LAB		1	51	98%	52
SANTA ROSA CENTER FOR REHABILITATION AND HEALING		51	1	2%	52
JEFFERY WEINZWEIG		2	50	96%	52
CAPE CANAVERAL HOSPITAL			52	100%	52
AMERICAN FAMILY CARE PACE		11	41	79%	52
OPTUM LABS LLC		5	46	90%	51
SARASOTA CO. HEALTH DEPT # 58		40	11	22%	51
NEW YORK STATE ELR - EMPIRECITY LABORATORIES		42	8	16%	50
ARTHREX MEDICAL CENTER		28	22	44%	50
325TH MEDICAL GROUP			49	100%	49
P4 DIAGNOSTIX LABORATORY NETWORK		1	48	98%	49
MILLENIUM PHYSICIANS GROUP			49	100%	49
GENESIS LABORATORY MANAGEMENT		15	34	69%	49
BALDWIN PEDIATRICS		40	9	18%	49
TRADITION MEDICAL CENTER LABORATORY		21	27	56%	48
NXGEN MDX		18	30	63%	48
BAYFRONT HEALTH ER PINELLAS PARK		19	29	60%	48
VHA PUBLIC HEALTH REFERENCE LABORATORY- PALO ALTO		27	20	43%	47
SMA SPECIALTY MEDICAL LAB		1	46	98%	47
GENESIS DIAGNOSTICS			47	100%	47
PALM BAY HOSPITAL		1	46	98%	47
FAST TRACK URGENT CARE CENTER - SOUTH TAMPA			47	100%	47
CBS LABORATORY		1	46	98%	47
REHABILITATION CENTER AT PARK PLACE		46			46
H LEE MOFFITT CANCER CENTER MICRO		46			46
LAB CORP TAMPA			46	100%	46
EAST MANATEE FAMILY	1		44	98%	45
QUEST TAMPA (NEW YORK ELR)		35	10	22%	45
QUEST DIAGNOSTICS-N ST PETERSBURG-5TH			43	100%	43
APP-UNIPATH, LLC		42	1	2%	43
UNIVERSITY HEALTH SYSTEM INC		39	4	9%	43
FAST TRACK URGENT CARE CENTER - BRANDON			43	100%	43
BAYFRONT		21	22	51%	43
CITRUS MEMORIAL HEALTH SYSTEM LAB		2	40	95%	42
BAYFRONT HEALTH SEVEN RIVERS		41	1	2%	42
DEVANSH LAB WERKS INC		34	8	19%	42
LAB CORP RTP	1	2	39	93%	42
ADVENTHEALTH CENTRA CARE LAKE MARY		29	12	29%	41
FLORIDA HOSPITAL NEW SMYRNA		4	37	90%	41
NEW YORK STATE ELR - MONTEFIORE MEDICAL CENTER LABORATORIES - MOSES		34	7	17%	41
RCA LABORATORY SERVICES - NEW YORK ELR		10	30	75%	40
EGLIN REGIONAL MEDICAL CENTER		4	36	90%	40
GRAVITY DIAGNOSTICS, LLC		13	27	68%	40

COVID-19: testing by laboratory

Data through Sep 8, 2020 verified as of Sep 9, 2020 at 09:25 AM

Data in this report are provisional and subject to change.

The numbers in the table below represent the number of Florida and non-Florida residents for whom test results were received by the Department of Health. A person can be tested by more than one laboratory and can have both positive and negative results. **Therefore, the sum of the numbers in each column will be larger than the total number of people tested.**

Reporting lab	Inconclusive	Negative	Positive	Percent positive	Total
LABCORP OF AMERICA	1	15	24	60%	40
HEALTH FIRST-PALM BAY		1	39	98%	40
BAYFRONT HEALTH PORT CHARLOTTE			39	100%	39
ADVENTHEALTH CENTRA CARE SANFORD		11	28	72%	39
NEW YORK STATE ELR - KALEIDA HEALTH CENTER FOR LABORATORY		35	4	10%	39
LAB PLUS, LLC AT SAINT THOMAS WEST HOSPITAL		29	9	24%	38
HUNTSVILLE HOSPITAL LABORATORY		29	9	24%	38
ST VINCENT'S BIRMINGHAM LABORATORY		37	1	3%	38
GENPATH			37	100%	37
VENICE REGIONAL MEDICAL LAB SERVICES			37	100%	37
FAST TRACK URGENT CARE CENTER - WESLEY CHAPEL			37	100%	37
GRAVITY DIAGNOSTICS		17	20	54%	37
ALLIANCE PEDIATRICS		24	13	35%	37
MEDICAL DIAGNOSTIC LAB		2	35	95%	37
CAREMOUNT MEDICAL - PATHOLOGY		36			36
ELLENTON URGENT CARE			36	100%	36
SPECIALTY HEALTH AND REHABILITATION CENTER		29	7	19%	36
CAPITAL REGIONAL MEDICAL CENTER		2	33	94%	35
VIERA HOSPITAL			35	100%	35
IRL		4	31	89%	35
DIAGNOSTIC LABORATORY OF OKLAHOMA		30	5	14%	35
VAMC			35	100%	35
MINUTECLINIC DIAGNOSTIC OF MICHIGAN, PC #8029		35			35
CHILDREN'S HOSPITAL OF ALABAMA		35			35
ASSOCIATED CLINICAL LABORATORIES		34	1	3%	35
ST. CLOUD MEDICAL GROUP		35			35
CLINICAL RESEARCH SEQUENCING PLATFORM		4	31	89%	35
LABFIRST - DEPARTMENT OF PATHOLOGY		33	1	3%	34
NEW YORK STATE ELR - QUEST DIAGNOSTICS NICHOLS		32	2	6%	34
SANFORD LABORATORIES		27	7	21%	34
MINUTECLINIC DIAGNOSTIC OF RHODE ISLAND, LLC #729		33	1	3%	34
ALLIANCE OF PHYSICIANS AGAINST COVID-19			34	100%	34
EXPERTUS LABORATORIES INC		13	21	62%	34
DESOTO MEMORIAL HOSPITAL LAB			33	100%	33
BENTON PEDIATRICS INC		21	12	36%	33
QUEST DIAGNOSTICS NICHOLS INSTITUTE- LPP		3	29	91%	32
ADVENTHEALTH CENTRA CARE LEE ROAD		20	12	38%	32
NEIGHBORHOOD MEDICAL CENTER		30	2	6%	32
AMERICA FAMILY CARE		21	11	34%	32
ADVENTHEALTH CENTRA CARE BRANDON			31	100%	31
HEART OF FLORIDA REGIONAL MED CTR			31	100%	31
QUEST DIAGNOSTICS-VERO BEACH-37TH ST		31			31
ST. MARYS MEDICAL CENTER		1	30	97%	31
VA		15	16	52%	31
CENTRA CARE - SOUTH ORANGE		16	15	48%	31
NEW YORK STATE ELR - WHITE PLAINS HOSPITAL CENTER LAB		31			31
NORTH FLORIDA PEDIATRICS		1	30	97%	31

COVID-19: testing by laboratory

Data through Sep 8, 2020 verified as of Sep 9, 2020 at 09:25 AM

Data in this report are provisional and subject to change.

The numbers in the table below represent the number of Florida and non-Florida residents for whom test results were received by the Department of Health. A person can be tested by more than one laboratory and can have both positive and negative results. **Therefore, the sum of the numbers in each column will be larger than the total number of people tested.**

Reporting lab	Inconclusive	Negative	Positive	Percent positive	Total
INTERNAL LAB		26	4	13%	30
KENDALL REGIONAL MEDICAL CENTER LAB	3		27	90%	30
NEXT MOLECULAR ANALYTICS		1	29	97%	30
DICKERT		26	4	13%	30
QUEST DIAGNOSTIC INC	1	3	26	87%	30
JAMES A. HALEY VETERANS' HOSPITAL			30	100%	30
FINLAY CLINICAL LABORATORY INC		26	4	13%	30
P4CLINICAL	3	2	24	83%	29
LAB			29	100%	29
QDX PATHOLOGY SERVICES		19	10	34%	29
ADVENTHEALTH MEDICAL GROUP		27	2	7%	29
ADVENTHEALTH PALM COAST			29	100%	29
RDX BIOSCIENCE,			29	100%	29
QUEST DIAGNOSTICS INC.			29	100%	29
VENICE REGIONAL MEDICAL CENTER			29	100%	29
SMA LAB		4	25	86%	29
NEW YORK STATE ELR - NEWYORK-PRESBYTERIAN/QUEENS DIAGNOSTIC		28	1	3%	29
INTERLAB		1	27	96%	28
DOH-WEST PALM BEACH BRANCH LABORATORY			28	100%	28
HEALTH FIRST CAPE CANAVERAL HOSPITAL			27	100%	27
WUESTHOFF MEMORIAL HOSPITAL			27	100%	27
SUNCOAST LABS			27	100%	27
FHMG_CTR FOR SENIOR HEALTH		22	5	19%	27
SOFT CELL LABORATORIES		25	2	7%	27
ST. ANTHONY'S HOSPITAL			26	100%	26
CDC		17	9	35%	26
PPD	2	20	4	15%	26
MALABAR/ADVENT CENTRA CARE			26	100%	26
AMELIA MEDICAL CARE			25	100%	25
CENTRA CARE CONWAY			25	100%	25
CENTRA CRARE POINCIANA		19	6	24%	25
POPLAR HEALTHCARE PLLC	1	10	13	54%	24
NEW YORK STATE ELR - STONY BROOK UNIVERSITY MEDICAL CENTER		21	3	13%	24
NEW YORK STATE ELR - CATHOLIC HEALTH SYSTEM DEPT LABORATORY		24			24
IPSUM DIAGNOSTICS			24	100%	24
SIGNATURE HEALTHCARE OF NORTH FLORIDA		22	1	4%	23
FIRST CHOICE URGENT CARE			23	100%	23
AVENTIS BIO-SERVICES CTL		23			23
ADVENT HEALTH FISH MEMORIAL		2	21	91%	23
BAYFRONT HEALTH SPRING HILL		1	22	96%	23
AHSE ROP		23			23
LABORATORY DYNAMICS		20	3	13%	23
TRUGENX			23	100%	23
MOLECULAR DIAGNOSTICS		1	22	96%	23
PRIDE DIAGNOSTICS		20	3	13%	23
BRANCH MEDICAL CLINIC			23	100%	23
NIGHT LITE PEDIATRICS WINTER GARDEN		11	12	52%	23

COVID-19: testing by laboratory

Data through Sep 8, 2020 verified as of Sep 9, 2020 at 09:25 AM

Data in this report are provisional and subject to change.

The numbers in the table below represent the number of Florida and non-Florida residents for whom test results were received by the Department of Health. A person can be tested by more than one laboratory and can have both positive and negative results. **Therefore, the sum of the numbers in each column will be larger than the total number of people tested.**

Reporting lab	Inconclusive	Negative	Positive	Percent positive	Total
UNIVERSITY ALABAMA		22			22
CAYUGA MEDICAL CENTER AT ITHACA		19	3	14%	22
EGL GENETIC DIAGNOSTICS		1	21	95%	22
ST. JOSEPH'S HOSPITAL NORTH			22	100%	22
TREE HOUSE PEDIATRICS		19	3	14%	22
PATRICK AIR FORCE BASE		1	21	95%	22
PENNSYLVANIA DEPT OF HEALTH		19	3	14%	22
POINT OF CARE			21	100%	21
PRECISION HEALTH SOLUTIONS LAB			21	100%	21
LABCORP - MIAMI		4	17	81%	21
LECONTE MEDICAL CENTER LAB		17	4	19%	21
WUESTHOFF MEDICAL CENTER-MELBOURNE			21	100%	21
BROWARD HEALTH CORAL SPRINGS EPIDEMIOLOGY DEPT			21	100%	21
NEW YORK STATE ELR - UNIVERSITY HOSPITAL, STONY BROOK SOUTHAMPTON		21			21
MIAMI BEACH COMMUNITY HEALTH CENTER			21	100%	21
MOBILE DIVISION LABORATORY		6	15	71%	21
PARRISH MEDICAL CENTER		1	19	95%	20
TIDE LABORATORIES		8	12	60%	20
MOLECULAR TESTING LABS			20	100%	20
ACCURATE DIAGNOSTIC LAB		19	1	5%	20
SUNQUEST		2	18	90%	20
JACKSON HEALTH SYSTEM			20	100%	20
MAGNOLIA DIAGNOSTIC			20	100%	20
OUT OF STATE		14	6	30%	20
EMPIRE CITY LABORATORIES INC		1	19	95%	20
CENTRA CARE- WINTER GARDEN		2	18	90%	20
HEALTH FIRST-VIERA HOSPITAL			20	100%	20
GATEWAY/ADVENT CENTRA CARE			20	100%	20
ASSOCIATED PATHOLOGISTS		16	4	20%	20
ST. CLOUD HOSPITAL		20			20
ST FRANCIS HOSPITAL		14	6	30%	20
MED HEALTH SERVICES		18	1	5%	19
MAYO CLINIC LABS - ROCHESTER SUPERIOR DRIVE		2	17	89%	19
MINI ER AND URGENT CARE		1	18	95%	19
NORTHWEST FLORIDA COMMUNITY HOSPITAL		1	18	95%	19
EAST ALABAMA MEDICAL CENTER LABORATORY		13	6	32%	19
INTEGRATED REGIONAL LABORATORIES - LARGO			19	100%	19
MADISON CORE LABORATORIES		17	1	6%	18
INTERCOASTAL MEDICAL GROUP			18	100%	18
BOND CLINIC		1	17	94%	18
XPRESS WELLNESS URGENT CARE			18	100%	18
INTERLACHEN PEDIATRICS		14	4	22%	18
SUNTREE INTERNAL MEDICINE		18			18
TPCA CLINICAL LABORATORIES		15	3	17%	18
NEW YORK STATE ELR - WILSON MEMORIAL REGIONAL MEDICAL CENTER		17	1	6%	18
NEW YORK STATE ELR - WESTCHESTER MEDICAL CENTER		18			18
EMERALD COAST URGENT CARE		6	12	67%	18

COVID-19: testing by laboratory

Data through Sep 8, 2020 verified as of Sep 9, 2020 at 09:25 AM

Data in this report are provisional and subject to change.

The numbers in the table below represent the number of Florida and non-Florida residents for whom test results were received by the Department of Health. A person can be tested by more than one laboratory and can have both positive and negative results. **Therefore, the sum of the numbers in each column will be larger than the total number of people tested.**

Reporting lab	Inconclusive	Negative	Positive	Percent positive	Total
CENTRA CARE – AZALEA PARK			18	100%	18
DOCTORS MEMORIAL HOSPITAL		8	10	56%	18
LAB INTERMARKET FACILITY LAB			18	100%	18
STONE WASH CLINICAL LABORATORIES		2	16	89%	18
PALO ALTO VA MEDICAL CENTER		1	17	94%	18
REDITUS LABORATORIES			17	100%	17
SEVEN RIVERS REGIONAL MEDICAL CENTER		4	13	76%	17
PATHGROUP			17	100%	17
FHMG LAKE MARY PEDS		16	1	6%	17
COMMUNITY HEALTH CENTERS OF PINELLAS, INC.			17	100%	17
NEW YORK STATE ELR - QUEST DIAGNOSTICS INCORPORATED		14	3	18%	17
FLORIDA DEPARTMENT OF HEALTH		10	7	41%	17
AMERICAN HEALTH ASSOCIATES OF TAMPA		2	15	88%	17
GENEDX		11	6	35%	17
WATSON CLINIC LLP SOUTH			17	100%	17
QUEST DIAGNOSTICS NICHOLS INSTITUTE - SJC (LPP)		12	5	29%	17
POINT WASHINGTON MEDICAL CLINIC			17	100%	17
LABORATORY OF FLORIDA			17	100%	17
NEW YORK STATE ELR - BROOKDALE UNIVERSITY HOSPITAL		16	1	6%	17
CLINICAL PATHOLOGY LABS		1	16	94%	17
CLEVELAND CLINIC FOUNDATION		9	8	47%	17
DOCTOR'S IN HOUSE LABORATORY			17	100%	17
TGH		1	15	94%	16
LABCORP - CLEARWATER		3	13	81%	16
ST. JAMES BAY HEALTH AND REHABILITATION CENTER		16			16
NADAL PEDIATRICS - VICTORIA STREET (3385)		3	13	81%	16
HIGHLANDS MEDICAL CENTER		16			16
DOCTORS MEMORIAL FAMILY MEDICINE			16	100%	16
CONNECTICUT DEPARTMENT OF HEALTH		14	2	13%	16
GOLDEN GATE FAMILY CLINIC			16	100%	16
CONSOLIDATED LAB SERVICES		8	8	50%	16
PARK WEST MEDICAL CENTER		15	1	6%	16
MED FAST URGENT CARE CENTER			16	100%	16
LABCORP INC		3	13	81%	16
LEE MEMORIAL HEALTH PARK LAB			16	100%	16
ST VINCENTS MEDICAL CENTER RIVERSIDE NURSING		1	14	93%	15
NORTH SHORE UNIVERSITY HOSPITAL LABORATORY		14	1	7%	15
NEW YORK STATE ELR - LENOX HILL HOSPITAL		13	2	13%	15
SOUTH GEORGIA MEDICAL CENTER		10	5	33%	15
QUEST DIAGNOSTICS INCORPORATED			15	100%	15
MINUTECLINIC DIAGNOSTIC OF RHODE ISLAND, LLC #1544		15			15
TYNDALL AFB			15	100%	15
Diatherix Laboratories, LLC		5	10	67%	15
JACKSON NORTH MEDICAL CENTER		2	13	87%	15
NEW YORK STATE ELR - ROCHESTER GENERAL HOSPITAL LABORATORY		14	1	7%	15
DIATHERIX		13	2	13%	15
QUESTDIAGNOSTICS INCORPORATED		1	14	93%	15

COVID-19: testing by laboratory

Data through Sep 8, 2020 verified as of Sep 9, 2020 at 09:25 AM

Data in this report are provisional and subject to change.

The numbers in the table below represent the number of Florida and non-Florida residents for whom test results were received by the Department of Health. A person can be tested by more than one laboratory and can have both positive and negative results. **Therefore, the sum of the numbers in each column will be larger than the total number of people tested.**

Reporting lab	Inconclusive	Negative	Positive	Percent positive	Total
ADVENTHEALTH CENTRA CARE TEMPLE TERRACE			15	100%	15
MEDCOMP SCIENCES			15	100%	15
PHYSICIANS STAT			15	100%	15
MILLENNIUM PHYSICIAN GROUP LCC			14	100%	14
HEALTH CENTRAL HOSPITAL			14	100%	14
SEMINOLE COUNTY HEALTH DEPARTMENT		13	1	7%	14
QUEST DIAGNOSTIC CLINICAL LABORATORIES		11	3	21%	14
ORLANDO HEALTH		2	12	86%	14
POARCH BANC CREEK INDIANS TRIBAL HEALTH DEPARTMENT			14	100%	14
PHOSPHORUS DIAGNOSTICS		12	2	14%	14
THE TERRACE OF JACKSONVILLE			14	100%	14
WHITE WILSON MEDICAL CENTER CLINIC			14	100%	14
SENIOR HEALTH OF WINTER PARK DUNDEE		14			14
ADVENT HEALTH CENTRA CARE- KID'S CARE		12	1	8%	13
XERA MED RESEARCH			13	100%	13
TALLAHASSEE PRIMARY CARE ASSOC, PA		12	1	8%	13
FLORIDA STATE HOSPITAL			13	100%	13
NEW YORK STATE ELR - ERIE COUNTY MEDICAL CTR CLINICAL LABS		13			13
SOUTHEAST FAMILY HEALTHCARE CENTER			13	100%	13
BAPTIST SOUTH MEDICAL CENTER		2	11	85%	13
AMEERAH LABS			13	100%	13
UVMMC MICROBIOLOGY		12	1	8%	13
TROY REGIONAL MEDICAL CENTER		7	6	46%	13
CLINICAL LABORATORY SERVICES			13	100%	13
ADVANCED URGENT CARE		11	2	15%	13
HOLY CROSS HOSPITAL CLINICAL LAB		1	12	92%	13
DEPARTMENT OF VETERANS AFFAIRS MEDICAL CENTER			13	100%	13
BIOREFERENCE LABORATORIES		6	7	54%	13
NEW YORK STATE ELR - BRONX LEBANON HOSPITAL-MEDICAL CENTER		12	1	8%	13
VISITING PHYSICIANS ASSOCIATION LABORATORY		11	2	15%	13
BROWARD DIALYSIS			12	100%	12
LEON CHD		12			12
DOH		1	11	92%	12
Point of Care Testing			12	100%	12
TEN HEALTHCARE		2	10	83%	12
CENTRA CARE - SAND LAKE			12	100%	12
LAKE CITY VETERANS HOSPITAL			12	100%	12
ADVENTHEALTH CENTRA CARE CITRUS PARK			12	100%	12
ADVENTHEALTH ZEPHYRHILLS			12	100%	12
SHELBY COUNTY HEALTH CARE CORPORATION		9	3	25%	12
MINUTE CLINIC LLC #2216		12			12
SIGNATURE HEALTHCARE AT THE COURTYARD		10	2	17%	12
DYNAMIC DNA LAB		1	11	92%	12
TOTAL RENAL LABORATORIES INC		7	5	42%	12
FLORIDA DEPT OF HEALTH		4	8	67%	12
WESTPAC LABS		1	11	92%	12
NEW YORK STATE ELR - SARATOGA HOSPITAL LABORATORY		11	1	8%	12

COVID-19: testing by laboratory

Data through Sep 8, 2020 verified as of Sep 9, 2020 at 09:25 AM

Data in this report are provisional and subject to change.

The numbers in the table below represent the number of Florida and non-Florida residents for whom test results were received by the Department of Health. A person can be tested by more than one laboratory and can have both positive and negative results. **Therefore, the sum of the numbers in each column will be larger than the total number of people tested.**

Reporting lab	Inconclusive	Negative	Positive	Percent positive	Total
CVS PHARMACY, INC DBA CVS/PHARMACY #5685		12			12
ACHS		2	9	82%	11
FLORIDA COMMUNITY HEALTH CENTER OF ST. LUCIE			11	100%	11
FUNGAL REFERENCE LABORATORY		11			11
FAST TRACK URGENT CARE CENTER - TYRONE			11	100%	11
BAYCARE OUTREACH LABORATORY SERVICES		1	10	91%	11
UPMC CHAUTAUQUA AT WCA LABORATORY		11			11
ADVENT HEALTH SEBRING			11	100%	11
SELECT REFERENCE LABORATORIES, LLC			11	100%	11
ELLENTON PEDIATRICS		11			11
SANTA ROSA MEDICAL CENTER CLINICAL LAB		3	8	73%	11
DELRAY MEDICAL CENTER LAB			11	100%	11
SUNCOAST COMMUNITY HEALTH CENTERS PEDIATRICS		6	5	45%	11
PROMEDICA LABORATORIES		10	1	9%	11
POCONO MEDICAL CENTER		11			11
AMERICAN ESOTERIC LABORATORIES			11	100%	11
MINUTE CLINIC INCORPORATE		10	1	9%	11
PALM BEACH PATHOLOGY		9	2	18%	11
INDIAN RIVER MEDICAL CENTER		11			11
ESCAMBIA COMMUNITY CLINIC			11	100%	11
NEW YORK STATE ELR - NEW YORK CITY DEPARTMENT OF HEALTH & MENTAL		9	1	10%	10
NEW JERSEY DEPARTMENT OF HEALTH COMMUNICABLE DISEASE SERVICE		3	7	70%	10
FLORIDA HOSPITAL MEDICAL GROUP		8	2	20%	10
LAKE BALDWIN CBOC		9	1	10%	10
PARKWEST MEDICAL CENTER		9	1	10%	10
CORE LABORATORY		1	9	90%	10
BioReference Laboratories, Inc			10	100%	10
CENTRA CARE-LBV			10	100%	10
AFC URGENT CARE		1	9	90%	10
KEYS MEDICAL GROUP			10	100%	10
BREVARD HEALTH ALLIANCE			10	100%	10
KEY PRIMARY CARE			10	100%	10
LAKE MARY KIDS CENTRA CARE			10	100%	10
NEW YORK STATE ELR - CATHOLIC HEALTH SERVICES REGIONAL LABORATORY		8	2	20%	10
ARCPOINT LABS - BIRMINGHAM		10			10
MD LABS		2	8	80%	10
BAPTIST PRIMARY CARE		3	7	70%	10
BROWARD HEALTH CARE			10	100%	10
PERSONALIZED GENETIC TESTING			10	100%	10
ACADIAN DIAGNOSTIC LABORATORIES		8	2	20%	10
MEDICAL LABORATORY DIAGNOSTICS			10	100%	10
FAST TRACK URGENT CARE CENTER - SEMINOLE			9	100%	9
NORTH CAROLINA DEPARTMENT OF HEALTH & HUMAN SERVICES			9	100%	9
ADVENTHEALTH CENTRA CARE DAYTONA BEACH			9	100%	9
UNIVERSITY OF WEST FLORIDA STUDENT HEALTH SERVICES			9	100%	9
SOUTHEAST ALABAMA MEDICAL CENTER			9	100%	9
NEW YORK STATE ELR - VASSAR BROTHERS MEDICAL CENTER LABORATORY		9			9

COVID-19: testing by laboratory

Data through Sep 8, 2020 verified as of Sep 9, 2020 at 09:25 AM

Data in this report are provisional and subject to change.

The numbers in the table below represent the number of Florida and non-Florida residents for whom test results were received by the Department of Health. A person can be tested by more than one laboratory and can have both positive and negative results. **Therefore, the sum of the numbers in each column will be larger than the total number of people tested.**

Reporting lab	Inconclusive	Negative	Positive	Percent positive	Total
FLORIDA HOSPITAL LABS			9	100%	9
ST VINCENT'S EAST LABORATORY		8	1	11%	9
MICHIGAN DEPARTMENT OF HEALTH AND HUMAN SERVICES			9	100%	9
EMERALD SHORES HEALTH & REHABILITATION			9	100%	9
CREATIVE TESTING SOLUTIONS		3	6	67%	9
PATHOGENIUS LABORATORIES		2	7	78%	9
HUNTINGTON HOSPITAL LABORATORY		8	1	11%	9
MASSACHUSETTS GENERAL HOSPITAL		1	8	89%	9
GCPM MANUAL MICROBIOLOGY		1	8	89%	9
SPECIALITY LABORATORIES,INC		8	1	11%	9
CENTURY HEALTH AND REHABILITATION CENTER			9	100%	9
BAY PINES VA		1	8	89%	9
NEW YORK STATE ELR - GOOD SAMARITAN HOSPITAL LABORATORY		9			9
NEW YORK STATE ELR - LOURDES HOSPITAL INC		9			9
BAY CARE OCCUPATIONAL CLINIC			9	100%	9
X-GENE MOLECULAR LABS		1	7	88%	8
HEALTHQUEST LABORATORIES		2	6	75%	8
PALM BAY URGENT CARE			8	100%	8
AIM LABORATORIES			8	100%	8
BAYCARE LABORATORIES			8	100%	8
PRATTVILLE BAPTIST HOSPITAL		7	1	13%	8
CVS PHARMACY # 10423		7	1	13%	8
NEW YORK STATE ELR - NORTH CENTRAL BRONX HOSP		7	1	13%	8
THE COMMONWEALTH OF MASSACHUSETTS			8	100%	8
LEE MEMORIAL LAB GULF COAST	2		6	75%	8
WOLFSON (USE BAPTIST)			8	100%	8
SYLVESTER AT PLANTATION LABORATORY		7	1	13%	8
MAINSTREET FAMILY CARE		1	7	88%	8
COMMUNITY HEALTH CENTER		2	6	75%	8
BIOFIRE			8	100%	8
DALE MEDICAL CENTER		4	4	50%	8
BIO-REFERENCE LABORATORIES			8	100%	8
PARAMOUNT URGENT CARE - OVIEDO		2	6	75%	8
CHEMISYS LABORATORIES			8	100%	8
MHHS All Lab Subsection		8			8
Maury Regional Hospital		5	3	38%	8
LONGLEAF DIAGNOSTIC LABORATORIES		2	6	75%	8
BAYONET POINT MEDICAL CENTER			8	100%	8
APPLE DIAGNOSTICS LAB		3	5	63%	8
GENEUS DIAGNOSTICS			8	100%	8
NEW YORK STATE ELR - ST PETER'S BENDER LABORATORY		8			8
ST. JOSEPH HOSPITAL AND HEALTH CARE INC.			8	100%	8
PECONIC BAY MEDICAL CENTER LABORATORY		6	2	25%	8
NEW YORK STATE ELR - JAMES J PETERS VA MEDICAL CENTER		6	2	25%	8
STATE LAB		1	7	88%	8
ASCENSION ST. VINCENT'S PRIMARY CARE			8	100%	8
DOCTOR'S IN HOUSE LAB			8	100%	8

COVID-19: testing by laboratory

Data through Sep 8, 2020 verified as of Sep 9, 2020 at 09:25 AM

Data in this report are provisional and subject to change.

The numbers in the table below represent the number of Florida and non-Florida residents for whom test results were received by the Department of Health. A person can be tested by more than one laboratory and can have both positive and negative results. **Therefore, the sum of the numbers in each column will be larger than the total number of people tested.**

Reporting lab	Inconclusive	Negative	Positive	Percent positive	Total
UMHC/SYLVESTER AT KENDALL		1	7	88%	8
ADVENTHEALTH CENTRA CARE ORMOND BEACH			8	100%	8
ADVENT HEALTH NEW SMYRNA BEACH			8	100%	8
SPORTS DRUG TESTING LABORATORY			8	100%	8
CLEVELAND CLINIC			7	100%	7
CENTRA CARE HUNTER'S CREEK		1	6	86%	7
CANTON-POTSDAM HOSPITAL LABORATORY		7			7
ARCHBOLD MEMORIAL HOSPITAL/LAB		3	4	57%	7
ROCKLEDGE			7	100%	7
ST CATHERINE OF SIENA HOSPITAL		7			7
NORTH BAY HOSPITAL			7	100%	7
MINUTECLINIC DIAGNOSTIC OF RHODE ISLAND, LLC #212		7			7
LAB CORP OF AMERICA		2	5	71%	7
ORMOND BEACH CENTRA CARE			7	100%	7
FLORIDA HOSPITAL KISSIMMEE		4	3	43%	7
NEW YORK PRESBYTERIAN - ALLEN HOSPITAL		7			7
NORTHWELL HEALTH PLAINVIEW HOSPITAL LABORATORY		5	2	29%	7
INTERMOUNTAIN CENTRAL LAB		1	6	86%	7
UNIPATH			7	100%	7
NEW YORK STATE ELR - HUDSON VALLEY HOSPITAL CENTER LABORATORY		6	1	14%	7
FLORIDA DEPARTMENT OF HEALTH IN LAKE COUNTY		3	4	57%	7
UNIVERSITY HOSPITAL - STONY BROOK EASTERN		7			7
BAYCARE MEDICAL GROUP INC			7	100%	7
FLORIDA DEPARTMENT OF HEALTH IN HILLSBOROUGH COUNTY			7	100%	7
FLORIDA CLINICAL LAB			7	100%	7
HEALTHMARK REGIONAL HOSPITAL LAB		3	4	57%	7
MINUTECLINIC #4760		7			7
MEDEMERGE		6	1	14%	7
LONGWOOD FAMILY PRACTICE		7			7
FLORIDA PEDIATRICS			7	100%	7
NO NAME		5	2	29%	7
NEW YORK STATE ELR - LABORATORY ALLIANCE OF CENTRAL NEW		7			7
LEE COUNTY HEALTH DEPARTMENT		4	3	43%	7
LABCORP BURLINGTON CYTO		5	2	29%	7
PCB CLINIC			7	100%	7
EXOSOME DIAGNOSTICS		7			7
ABBOTT			7	100%	7
BOZEMAN HEALTH DEACONESS HOSPITAL		4	3	43%	7
DOH JACKSONVILLE CENTRAL LABORATORY		3	3	50%	6
AMERICAN FAMILY CARE			6	100%	6
TRUE HEALTH DIAGNOSTICS		1	5	83%	6
LABCORP - NAPLES		1	5	83%	6
HEALTH CARE LABORATORY SERVICES			6	100%	6
VIRTUA VOORHEES HOSPITAL		4	2	33%	6
VAVA PARTNERS LLC		2	4	67%	6
PALMETTO HEALTH ALLIANCE		3	3	50%	6
GENE STREET LABORATORIES, LLC		6			6

COVID-19: testing by laboratory

Data through Sep 8, 2020 verified as of Sep 9, 2020 at 09:25 AM

Data in this report are provisional and subject to change.

The numbers in the table below represent the number of Florida and non-Florida residents for whom test results were received by the Department of Health. A person can be tested by more than one laboratory and can have both positive and negative results. **Therefore, the sum of the numbers in each column will be larger than the total number of people tested.**

Reporting lab	Inconclusive	Negative	Positive	Percent positive	Total
ADVENTHEALTH CENTRA CARE WINTER PARK			6	100%	6
BIOCEPT			6	100%	6
COVANCE CENTRAL LABORATORY			6	100%	6
ISLAND COAST PEDIATRICS PA		6			6
STATEN ISLAND UNIVERSITY HOSPITAL-POUCH		6			6
MONTEFIORE NEW ROCHELLE HOSPITAL		6			6
NITE LITE PEDIATRICS - PORT ST. LUCIE		2	4	67%	6
ROCKLEDGE FAMILY HEALTH			6	100%	6
BROOKWOOD BAPTIST MEDICAL CENTER		6			6
TOTAL ACCESS URGENT CARE			6	100%	6
CENTRA CARE - APOPKA			6	100%	6
ST JOSEPH HOSPITAL		5	1	17%	6
ADVENTHEALTH PEDIATRICS/LAKE MARY PEDS		5	1	17%	6
DCH REGIONAL MEDICAL CENTER LABORATORY		6			6
ST ELIZABETH MEDICAL CENTER LABORATORY		6			6
FLORIDA GULF COAST UNIVERSITY			6	100%	6
LABCORP NEW PORT RICHEY			6	100%	6
QUOTIENT SCIENCES			6	100%	6
FLORIDA WOMAN CARE LABORATORY			6	100%	6
NEW YORK STATE ELR - JAMAICA HOSPITAL MEDICAL CENTER		6			6
METRO KNOXVILLE HMA		5	1	17%	6
TAMIAMI LAB MILLENIUM			6	100%	6
EXPRESS GENE MOLECULAR DIAGNOSTICS LABORATORY		1	5	83%	6
MICHIGAN DEPARTMENT OF COMMUNITY HEALTH		1	5	83%	6
BOCA RATON REGIONAL HOSPITAL LAB			6	100%	6
MONCRIEF ARMY HEALTH CLINIC			6	100%	6
NICHOLS INSTITUTE QUEST DIAGNOSTICS	1	2	3	50%	6
ACH			6	100%	6
RIVERSIDE MEDICAL GROUP		4	1	20%	5
Cleveland Clinic Laboratories		1	4	80%	5
GENUS3		1	4	80%	5
ROBERT WOOD JOHNSON HOSPITAL		4	1	20%	5
LAKELAND REGIONAL HEALTH			5	100%	5
THOMAS JEFFERSON UNIVERSITY HOSPITAL		4	1	20%	5
XRL SXF REF LAB		5			5
CAPITAL HEALTH PLAN LABORATORIES			5	100%	5
CAREWELL 301 - WARWICK			5	100%	5
COMMUNITY HEALTH OF SOUTH FLORIDA			5	100%	5
FRANCES WARDE MEDICAL LABORATORY		2	3	60%	5
SAINT PETER'S UNIVERSITY HOSPITAL		5			5
LAWTON CHILES HEALTH CENTER			5	100%	5
FLORIDA HOSPITAL		1	4	80%	5
TMH PHYSICIAN PARTNERS - MONTICELLO		5			5
SUNCOAST URGENT CARE			5	100%	5
FINLAY C. LABORATORY		3	2	40%	5
BIOTECH			5	100%	5
THE VILLAGES CLINICAL LAB		4	1	20%	5

COVID-19: testing by laboratory

Data through Sep 8, 2020 verified as of Sep 9, 2020 at 09:25 AM

Data in this report are provisional and subject to change.

The numbers in the table below represent the number of Florida and non-Florida residents for whom test results were received by the Department of Health. A person can be tested by more than one laboratory and can have both positive and negative results. **Therefore, the sum of the numbers in each column will be larger than the total number of people tested.**

Reporting lab	Inconclusive	Negative	Positive	Percent positive	Total
MANATEE PEDIATRICS			5	100%	5
ARNOT OGDEN MEDICAL CENTER LABORATORY		5			5
MAKO MEDICAL LABORATORIES		1	4	80%	5
CHILDREN'S HOSPITAL OF PHILADELPHIA		5			5
BEAUMONT LABORATORY			5	100%	5
DORAL URGENT CARE			5	100%	5
LABCORP DIAGNOSTICS-MIAMI		2	3	60%	5
OMNICARE PHARMACY OF TEXAS 1, LP DBA OMNICARE		5			5
ADVENTHEALTH CENTRA CARE DELAND			5	100%	5
UNIVERSITY OF MIAMI HEPATOLOGY DIAGNOSTIC LABORATORY			5	100%	5
ST VINCENT'S CHILTON		4	1	20%	5
ST ANTHONY NORTH			5	100%	5
SHELBY BAPTIST MEDICAL CENTER		2	3	60%	5
NEW YORK STATE ELR - SOUTHSIDE HOSPITAL NORTHWELL HEALTH LABORATORY		4	1	20%	5
GRAND ST PAUL CVS		5			5
NORTHSHORE UNIVERSITY HEALTHSYSTEM EVANSTON HOSPITAL LAB			5	100%	5
LEHIGH VALLEY HOSPITAL		3	2	40%	5
AEL KNOXVILLE			5	100%	5
JFK MEDICAL CENTER NORTH LAB			5	100%	5
HOLY NAME MEDICAL CENTER		5			5
UPMC HEALTH SYSTEM		4	1	20%	5
WATAUGA MEDICAL CENTER		3	2	40%	5
EMERGENCY MEDICAL CENTER			5	100%	5
NORTH OKALOOSA PHYSICIAN GROUP		5			5
SPECTOR SCIENTIFIC LAB			5	100%	5
BROWARD COUNTY HEALTH DEPT.			5	100%	5
INDIAN RIVER CHD VERO BEACH		4	1	20%	5
UNKNOWN LAB			5	100%	5
VA COMMUNITY CLINIC			5	100%	5
WALGREENS #03413		3	2	40%	5
NORTHWESTERN MEMORIAL HOSPITAL			5	100%	5
COLORADO DEPARTMENT OF PUBLIC HEALTH AND ENVIRONMENT			5	100%	5
METROPOLITAN HOSPITAL CENTER		4			4
MEDLOGIC, LLC		1	3	75%	4
PRECISION LABS LLC		1	3	75%	4
DOCTORS CLINICAL LABORATORY, INC		3	1	25%	4
WEST PACIFIC MEDICAL LABORATORY			4	100%	4
OKLAHOMA STATE UNIVERSITY DIAGNOSTIC LAB			4	100%	4
VA GULF COAST VETERANS HEALTH CARE SYSTEM			4	100%	4
DELAWARE CVS PHARMACY, LLC		4			4
DTR LABS		3	1	25%	4
BAPTIST MEDICAL CENTER EAST		2	2	50%	4
WALGREENS #6637		4			4
NEW HAMPSHIRE DEPARTMENT OF HEALTH AND HUMAN SERVICES		3	1	25%	4
MISSOURI DEPARTMENT OF HEALTH AND SENIOR SERVICES			4	100%	4
QUEST DIAGNOSTIC			4	100%	4
BAYFRONT HEALTH PUNTA GORDA			4	100%	4

COVID-19: testing by laboratory

Data through Sep 8, 2020 verified as of Sep 9, 2020 at 09:25 AM

Data in this report are provisional and subject to change.

The numbers in the table below represent the number of Florida and non-Florida residents for whom test results were received by the Department of Health. A person can be tested by more than one laboratory and can have both positive and negative results. **Therefore, the sum of the numbers in each column will be larger than the total number of people tested.**

Reporting lab	Inconclusive	Negative	Positive	Percent positive	Total
UAB		3	1	25%	4
BAY CARE			4	100%	4
APPALACHIAN REGIONAL HEALTHCARE SYSTEM		4			4
MINUTECLINIC DIAGNOSTIC OF TEXAS, LLC		4			4
MI2297090CV HOLLAND-23D2189684		4			4
NEWYORK-PRESBYTERIAN/ LAWRENCE HOSPITAL LABORATORY		4			4
GULF COAST MEDICAL GROUP			4	100%	4
WALGREENS NO 09204		4			4
INTERMARKET FACILITY			4	100%	4
ILLINOIS DEPT OF PUBLIC HEALTH LAB - SPRINGFIELD			4	100%	4
AURORA DIAGNOSTICS			4	100%	4
CONNECTDX			4	100%	4
PARROTT MEDICAL CLINIC			4	100%	4
LINCOLN MEDICAL AND MENTAL HEALTH CENTER		4			4
GENUS DIAGNOSTICS			4	100%	4
IU HEALTH PATHOLOGY			4	100%	4
DAVITA LABORATORY		4			4
METHODIST MEDICAL CENTER		3	1	25%	4
LABCORP - BRANDON		3	1	25%	4
COVENIENT CARE MEDICAL CLINIC			4	100%	4
AARK LABORATORY		4			4
STATEN ISLAND UNIVERSITY HOSPITAL		4			4
CAPE COD HOSPITAL			4	100%	4
PROMEDICA LABORATORIES		4			4
DIACARTA INC.		4			4
MINUTECLINIC DIAGNOSTIC OF RHODE ISLAND, LLC #590		4			4
SONIC REFERENCE LABORATORY			4	100%	4
NEW YORK STATE ELR - SAMARITAN HOSPITAL LABORATORY		4			4
ADVENTHEALTH CENTRA CARE WINTER GARDEN		1	3	75%	4
NAPHCARE, INC.			4	100%	4
TA LABCORP TAMPA			4	100%	4
PEDIATRIC HEALTH CARE ALLIANCE			4	100%	4
IRL MARKET LAB			4	100%	4
UNIVERSITY OF CHICAGO MEDICAL CENTER LAB			4	100%	4
GLEN OAKS HEALTH AND REHABILITATION CENTER			4	100%	4
SOUTHWESTERN REGIONAL MEDICAL CENTER - TULSA		4			4
ABBOTT NORTHWESTERN HOSPITAL LAB		1	3	75%	4
BAPTIST MEDICAL PLAZA AT DORAL URGENT CARE CENTER		4			4
UNIVERSITY HOSPITAL		2	2	50%	4
EXPRESS TESTING-ONE			4	100%	4
LABCORP RARITAN		4			4
STATEN ISLAND UNIVERSITY HOSPITAL SEGUINE AVE		4			4
NEW YORK STATE ELR - BROOKLYN HOSPITAL CENTER DOWNTOWN CAMPUS		4			4
QUEST DIAGNOSTIC INC TECHNICAL			4	100%	4
TITUSVILLE/ADVENT CENTRA CARE			4	100%	4
FISHERMEN'S HOSPITAL			4	100%	4
JAMES A HALEY VETERAN'S HOSPITAL			4	100%	4

COVID-19: testing by laboratory

Data through Sep 8, 2020 verified as of Sep 9, 2020 at 09:25 AM

Data in this report are provisional and subject to change.

The numbers in the table below represent the number of Florida and non-Florida residents for whom test results were received by the Department of Health. A person can be tested by more than one laboratory and can have both positive and negative results. **Therefore, the sum of the numbers in each column will be larger than the total number of people tested.**

Reporting lab	Inconclusive	Negative	Positive	Percent positive	Total
EVERLYWELL		2	2	50%	4
CAPE REGIONAL MEDICAL CENTER		4			4
MOUNT DORA PEDIATRICS		4			4
FAMILY HEALTH CENTERS OF SWF LABS		1	3	75%	4
GADSDEN REGIONAL MEDICAL CENTER		4			4
QUEST DIAGNOSTICS- MELBOURNE			4	100%	4
PINELLAS COUNTY HEALTH DEPARTMENT		2	2	50%	4
PUBLIC HEALTH LAB		3			3
DOCTOR'S IN-HOUSE LAB/COMMUNITY HEALTH CENTERS OF PINELLAS -PINELLAS P			3	100%	3
DEACONESS HOSPITAL			3	100%	3
MINUTECLINIC DIAGNOSTIC OF TEXAS, LLC #2580		3			3
TELEVISIT MALABAR PEDIATRICS			3	100%	3
INDIANA STATE DEPARTMENT OF HEALTH		1	2	67%	3
WIMAUMA COMMUNITY HEALTH CENTER		1	2	67%	3
NORTH BROWARD HOSPITAL DISTRICT HEALTHCARE FOR THE HOMELESS			3	100%	3
CAPTAIN JAMES A. LOVELL FEDERAL HEALTHCARE CENTER			3	100%	3
PALMS WEST HOSPITAL			3	100%	3
WALGREENS #19348		3			3
CENTRA CARE - LAKE NONA		1	2	67%	3
BETH ISRAEL DEACONESS MEDICAL CENTER			3	100%	3
PENNSYLVANIA DEPARTMENT OF HEALTH BUREAU OF LABORATORIES			3	100%	3
SIGNATURE CARE PFLUGERVILLE			3	100%	3
DOCTORS URGENT CARE			3	100%	3
DEPARTMENT OF VETERANS AFFAIRS ORLANDO MEDICAL CENTER			3	100%	3
ALACHUA COUNTY HEALTH DEPARTMENT			3	100%	3
TIMBER RIDGE LABORATORY			3	100%	3
NEW YORK STATE ELR - LONG ISLAND JEWISH MED CTR		3			3
WESLEY CHAPEL INTERNAL MEDICINE AND PEDIATRICS			3	100%	3
NEW YORK STATE ELR - JACOBI MEDICAL CENTER		3			3
PRMG - EAST NAPLES		1	2	67%	3
BAYCARE OUTREACH LABORATORY HOSPITAL			3	100%	3
DMH STEINHATCHEE FAMILY MEDICINE		1	2	67%	3
ADVANCED LAB			3	100%	3
FAMILY AND INTERNAL MEDICINE AT AVALON PARK		3			3
UCLA HEALTHCARE CLINICAL LABS			3	100%	3
WAKEMED		1	2	67%	3
WALGREENS #11293		3			3
MONTEFIORE ST LUKE'S CORNWALL HOSPITAL		2	1	33%	3
JOHNS HOPKINS MEDICAL LABORATORIES		1	2	67%	3
JACKSON SOUTH COMMUNITY HOSPITAL LAB			3	100%	3
VA OUTPATIENT			3	100%	3
WALGREENS #10775		3			3
WALGREENS #17132		3			3
WALGREENS #5317		3			3
WILLIAM A HINTON STATE LABORATORY INSTITUTE		1	2	67%	3
VIRACOR		2	1	33%	3
WALGREENS #04834		3			3

COVID-19: testing by laboratory

Data through Sep 8, 2020 verified as of Sep 9, 2020 at 09:25 AM

Data in this report are provisional and subject to change.

The numbers in the table below represent the number of Florida and non-Florida residents for whom test results were received by the Department of Health. A person can be tested by more than one laboratory and can have both positive and negative results. **Therefore, the sum of the numbers in each column will be larger than the total number of people tested.**

Reporting lab	Inconclusive	Negative	Positive	Percent positive	Total
WALGREENS #09353		3			3
BARONESS ERLANGER HOSPITAL		3			3
AMERICAN FAMILY CARE- ORANGE BEACH			3	100%	3
BLOUNT MEMORIAL HOSPITAL		3			3
BEEBE MEDICAL CENTER LABORATORY		3			3
VIRGINIA DIVISION OF CONSOLIDATED LABORATORIES			3	100%	3
EGL GENETICS DIAGNOSTICS			3	100%	3
DACH MAIN LAB			3	100%	3
MEDRITE			3	100%	3
JOE DIMAGGIO CHILDREN'S HOSPITAL		1	2	67%	3
UNIVERSITY OF MIAMI			3	100%	3
ST JOSEPH WOMENS HOSPITAL			3	100%	3
NORTH NAPLES HOSPITAL RESPIRATORY THERAPY DEPARTMENT			3	100%	3
SSM HEALTH ST LOUIS MICROBIOLOGY LABORATORY		1	2	67%	3
CENTRAL FLORIDA HEALTH CARE INC			3	100%	3
PALM BEACH COUNTY HEALTH DEPARTMENT LABORATORY			3	100%	3
PATIENT FIRST - ALLENTOWN			3	100%	3
PENN MEDICINE PRINCETON MEDICAL CENTER		3			3
WASHINGTON REHABILITATION AND NURSING CENTER		3			3
KETTERING HEALTH			3	100%	3
WOODHULL MEDICAL AND MENTAL HEALTH CTR		3			3
THE UNIVERSITY OF VERMONT MEDICAL CENTER		3			3
MARYLAND STATE DEPT OF HEALTH	2		1	33%	3
WALGREENS #05398		2	1	33%	3
KEY WEST URGENT CARE, INC		3			3
LAKE WALES MEDICAL CENTER INC			3	100%	3
MARSHALL MEDICAL CENTER SOUTH LAB		2	1	33%	3
EISENHOWER ARMY MEDICAL CENTER			3	100%	3
CELAL GUROL ERBAY, MD			3	100%	3
IOWA DEPARTMENT OF PUBLIC HEALTH			3	100%	3
SCIENTIFIC LABORATORY DIVISION			3	100%	3
NORTH FLORIDA PEDIATRICS JASPER			3	100%	3
CORAL GABLES HOSPITAL			3	100%	3
EMERALD COAST URGENT CARE, LLC			3	100%	3
MONTANA PUBLIC HEALTH LAB			3	100%	3
SANFORD MOBILE LAB		1	2	67%	3
PRIMARY CARE OF THE TREASURE COAST			3	100%	3
QUATRACOR PLLC		3			3
MIAMI CANCER INSTITUTE			3	100%	3
RIVERVIEW REGIONAL MEDICAL CENTER		3			3
TANNER MEDICAL CENTER EAST AL		3			3
MAYO		1	2	67%	3
PRECISION GENETICS			3	100%	3
CALHOUN LIBERTY HOSPITAL			3	100%	3
COUNTY OF LOS ANGELES			3	100%	3
NEW YORK STATE ELR - ORANGE REGIONAL MEDICAL CENTER LABORATORY		3			3
MINUTECLINIC DIAGNOSTIC OF ILLINOIS		3			3

COVID-19: testing by laboratory

Data through Sep 8, 2020 verified as of Sep 9, 2020 at 09:25 AM

Data in this report are provisional and subject to change.

The numbers in the table below represent the number of Florida and non-Florida residents for whom test results were received by the Department of Health. A person can be tested by more than one laboratory and can have both positive and negative results. **Therefore, the sum of the numbers in each column will be larger than the total number of people tested.**

Reporting lab	Inconclusive	Negative	Positive	Percent positive	Total
BAY CARE LAB SERVICES/ST. ANTHONY'S HOSPITAL			3	100%	3
QUEST ELR		2	1	33%	3
CVS PHARMACY			3	100%	3
DOH-TAMPA BRANCH LABORATORY (MLK BLVD)			3	100%	3
FLORIDA HOSPITAL ALTAMONTE		2	1	33%	3
ACCESS HEALTH CARE		2	1	33%	3
ILLINOIS DEPARTMENT OF PUBLIC HEALTH			3	100%	3
NOVANT HEALTH INPATIENT CARE			3	100%	3
FLORIDA CLINICAL LABORATORY - BIOREFERENCE LABORATORIES		2	1	33%	3
NORTHERN DUTCHESS HOSPITAL LABORATORY		3			3
SAMARITAN MEDICAL CENTER		3			3
BIODESIX, INC.		3			3
ST LUKES HOSPITAL LABORATORY		2	1	33%	3
FORT SANDERS REGIONAL LABORATORY		3			3
ERIE COUNTY MEDICAL CTR CLINICAL LABS		2			2
SHANDS AT LAKE SHORE LAB			2	100%	2
CHILDREN'S MEDICAL CENTER			2	100%	2
HELIX DIAGNOSTICS			2	100%	2
ALTRU DIAGNOSTICS INC			2	100%	2
MADISON COUNTY MEMORIAL HOSP		1	1	50%	2
JOHNSON CITY MEDICAL CENTER		1	1	50%	2
JERSEY SHORE MEDICAL CENTER		2			2
MEDICAL CENTER AT OCEAN REEF		1	1	50%	2
BAPTIST HEALTH URGENT CARE AT KENDALL LAKES			2	100%	2
LABCORP - LEESBURG			2	100%	2
ADVENTHEALTH CARROLLWOOD			2	100%	2
ST LUKES HOSPITAL			2	100%	2
ASCENSION ST VINCENT'S SOUTHSIDE			2	100%	2
SPARROW CENTRAL LAB			2	100%	2
PRECISION DIAGNOSTIC INC		2			2
PHYSICIANS IMMEDIATE CARE AURORA			2	100%	2
VERMONT DEPARTMENT OF HEALTH LABORATORY		1	1	50%	2
VA HOSPITAL			2	100%	2
CARL R DARNALL ARMY MEDICAL CENTER			2	100%	2
TREASURE COAST COMMUNITY HEALTH			2	100%	2
VRL EUROFINIS			2	100%	2
MINUTECLINIC DIAGNOSTIC		1	1	50%	2
CONEMAUGH MEMORIAL MEDICAL CENTER		2			2
DEKALB MEDICAL CENTER LABORATORY			2	100%	2
DYNACARE LABORATORIES			2	100%	2
NEW YORK STATE ELR - COLUMBIA MEMORIAL HOSPITAL LABORATORY		2			2
NATIONS BEST FAMILY HEALTH CARE			2	100%	2
BIO-TECH CLINICAL LABORATORIES			2	100%	2
COLORADO DEPARTMENT OF HEALTH LABORATORY SERVICES DIVISION			2	100%	2
MONROE COUNTY HOSPITAL		2			2
COMPUNET CLINICAL LAB			2	100%	2
BAPTIST HEALTH MEDICAL CENTER			2	100%	2

COVID-19: testing by laboratory

Data through Sep 8, 2020 verified as of Sep 9, 2020 at 09:25 AM

Data in this report are provisional and subject to change.

The numbers in the table below represent the number of Florida and non-Florida residents for whom test results were received by the Department of Health. A person can be tested by more than one laboratory and can have both positive and negative results. **Therefore, the sum of the numbers in each column will be larger than the total number of people tested.**

Reporting lab	Inconclusive	Negative	Positive	Percent positive	Total
ADVENTHEALTH CENTRA CARE ORANGE CITY			2	100%	2
SOUTHEASTERN PEDIATRIC ASSOCIATES			2	100%	2
LABCORP - ORLANDO		1	1	50%	2
ANGEL KIDS PEDIATRICS-BARTRAM PARK		2			2
AMERICAN MEDICAL LABORATORIES			2	100%	2
LABCORP PHOENIX			2	100%	2
UNIVERSITY OF MARYLAND MEDICAL CENTER			2	100%	2
UT SOUTHWESTERN MEDICAL CENTER			2	100%	2
STEWART ST ELIZABETH MEDICAL CENTER			2	100%	2
QUEST DIAGNOSTICS-OCALA-SW HIGHWAY 200		2			2
GEORGIA DEPARTMENT OF PUBLIC HEALTH			2	100%	2
SOUTHEAST GEORGIA HEALTH SYSTEM			2	100%	2
BFT LAB			2	100%	2
BIRMINGHAM VAMC		1	1	50%	2
SCDHEC BUREAU OF LABORATORIES			2	100%	2
SARNO EXTENDED HOURS			2	100%	2
TALLAHASSEE MEMORIAL HEALTHCARE FAMILY MED RESIDENCY			2	100%	2
SARASOTA MEMORIAL MEDICAL URGENT CARE CENTER			2	100%	2
RIVERVIEW MEDICAL CLINIC		2			2
HEALTHY MINORS, LLC.		2			2
BAYLOR ESOTERIC AND MOLECULAR LAB			2	100%	2
VIGILINT HEALTHCARE		1	1	50%	2
YORK HOSPITAL - LABORATORY			2	100%	2
MEDONE URGENT CARE CENTER		2			2
MARSHFIELD LABORATORIES			2	100%	2
TRINITAS REGIONAL MEDICAL CENTER		1	1	50%	2
Cleveland Clinic Weston			2	100%	2
VIRTUA MEMORIAL HOSPITAL BURLINGTON COUNTY			2	100%	2
MEDSTAR HARBOR HOSPITAL			2	100%	2
BAYFRONT MEDICAL			2	100%	2
LABCORP - PALM BEACH GARDENS			2	100%	2
FELICIDAD MEDICAL CENTER			2	100%	2
MEMORIAL HERMANN CONSOLIDATED LABORATORY SERVICES			2	100%	2
CELERION			2	100%	2
CVS SC2297110CV CHARLSTON		2			2
CVS/PHARMACY #10373		2			2
PRECISION DIAGNOSTICS INC - NJ		2			2
COLLIER COUNTY HEALTH DEPT.			2	100%	2
FCHC (OB)-DARWIN SQUARE CTR.			2	100%	2
VETERANS OUTPATIENT CLINIC			2	100%	2
ABSOLUTE HEALTH INTERNAL MED & PEDIATRICS		2			2
UNIVERSITY HOSPITAL OF BROOKLYN		2			2
WALGREENS #07388		2			2
OMNI			2	100%	2
WALGREENS # 03852		2			2
MAILBOX DIAGNOSTICS		1	1	50%	2
RUSH UNIVERSITY MEDICAL CENTER LABORATORY			2	100%	2

COVID-19: testing by laboratory

Data through Sep 8, 2020 verified as of Sep 9, 2020 at 09:25 AM

Data in this report are provisional and subject to change.

The numbers in the table below represent the number of Florida and non-Florida residents for whom test results were received by the Department of Health. A person can be tested by more than one laboratory and can have both positive and negative results. **Therefore, the sum of the numbers in each column will be larger than the total number of people tested.**

Reporting lab	Inconclusive	Negative	Positive	Percent positive	Total
LABCORP SOUTH CHARLESTON			2	100%	2
SANFORD REGIONAL HOSPITAL WORTHINGTON		2			2
SANFORD SOUTH UNIVERSITY		2			2
LINCOLN DIAGNOSTIC LAB		2			2
LEGACY LABORATORY SERVICES			2	100%	2
UAB DIV OF INFECTIOUS DISEASES LAB		2			2
ST PETERSBURG PEDIATRICS-EAST BAY			2	100%	2
MEYER PEDIATRICS			2	100%	2
SYLVAN NURSING			2	100%	2
CONSOLIDATED LABORATORY SERVICES			2	100%	2
COASTAL MEDICAL LAB			2	100%	2
ST. JOSEPH REGIONAL MEDICAL CENTER			2	100%	2
CVS PHARMACY, INC DBA CVS/PHARMACY #10581		2			2
LABCORP - STUART		1	1	50%	2
ST CHARLES HOSPITAL LABORATORY		2			2
OKLAHOMA STATE DEPARTMENT OF HEALTH-PUBLIC HEALTH LABORATORY			2	100%	2
NEW YORK STATE ELR - GLENS FALLS HOSPITAL DEPARTMENT OF PATHOLOGY		2			2
ST JOSEPHS CHILDRENS HOSPITAL OUTREACH			2	100%	2
NOVANT HEALTH GOHEALTH URGENT CARE-HARRISBURG			2	100%	2
ARNOLD PALMER HOSPITAL LABORATORY			2	100%	2
NEW YORK STATE ELR - AUBURN COMMUNITY HOSPITAL		2			2
THOMAS LANGLEY			2	100%	2
NEW YORK STATE ELR - BELLEVUE HOSPITAL CENTER DEPARTMENT		2			2
NOVADX		2			2
LAKWOOD RANCH ER 24/7			2	100%	2
CORE BIO LABS			2	100%	2
UK HEALTHCARE			2	100%	2
PTC LABORATORIES			2	100%	2
SOUTHEASTERN REGIONAL MEDICAL CENTER			2	100%	2
ONSLow MEMORIAL HOSPITAL LABORATORY		2			2
PREMIER LABORATORY SERVICES, LLC			2	100%	2
PATHLINE			2	100%	2
NORTH DAKOTA DEPT OF HEALTH MICROBIOLOGY			2	100%	2
GALEN BAYLOR EXTENSION		2			2
NEW YORK STATE ELR - NEW YORK PRESBYTERIAN-LOWER MANHATTAN		2			2
NLC LABS			2	100%	2
BRITO MEDICAL CENTER			2	100%	2
NEW YORK STATE ELR - ERIE COUNTY PUBLIC HEALTH CLINICAL		2			2
HEALTH FIRST IBM-UX			2	100%	2
NORTHERN LIGHT LABORATORY			2	100%	2
ETHOS LABORATORIES		2			2
MEMORIAL SLOAN KETTERING CANCER CENTER		1	1	50%	2
JACKSON LABORATORY OF GENOMIC MEDICINE		2			2
ALABAMA DEPARTMENT OF PUBLIC HEALTH			2	100%	2
MEDLABS DIAGNOSTICS		2			2
OMNICARE PHARMACY OF TEXAS 1		2			2
NEW YORK STATE ELR - LONG ISLAND JEWISH VALLEY STREAM		2			2

COVID-19: testing by laboratory

Data through Sep 8, 2020 verified as of Sep 9, 2020 at 09:25 AM

Data in this report are provisional and subject to change.

The numbers in the table below represent the number of Florida and non-Florida residents for whom test results were received by the Department of Health. A person can be tested by more than one laboratory and can have both positive and negative results. **Therefore, the sum of the numbers in each column will be larger than the total number of people tested.**

Reporting lab	Inconclusive	Negative	Positive	Percent positive	Total
MOLECULAR PATHOLOGY LABORATORY			2	100%	2
CLERMONT ADVENTHEALTH CENTRA CARE			2	100%	2
ADVANCED URGENT CARE CENTER OF THE UPPER KEYS			2	100%	2
ACL LABORATORIES INDUSTRIAL TOXICOLOGY			2	100%	2
QUEST DIAGNOSTICS-OCALA-SE 3RD		2			2
MOUNT SINAI HOSPITAL LABORATORY		1	1	50%	2
QUEST DIAGNOSTICS INCORPORATED			2	100%	2
ROCKEFELLER UNIVERSITY CLINICAL GENOMICS LABORATOR		2			2
QUEENS HOSPITAL CENTER		2			2
MIDMICHIGAN MEDICAL CENTER			2	100%	2
NATIONWIDE LABORATORY SERVICES		1	1	50%	2
OHIO STATE UNIVERSITY MEDICAL CENTER			2	100%	2
GANDY CROSSING CARE CENTER			2	100%	2
NORTHWELL HEALTH			2	100%	2
BROAD INSTITUTE CLINICAL SEQUENCING RESEARCH PLATFORM		1	1	50%	2
EXECUTIVE MEDICAL SERVICES		2			2
PREMIER MEDICAL LABORATORY			2	100%	2
NOT INDICATED			2	100%	2
OHIO DEPARTMENT OF HEALTH LABORATORY		2			2
JOHN D. ARCHBOLD MEM. HOSPITAL			2	100%	2
LAB CORP PHOENIX			2	100%	2
VIDANT MEDICAL CENTER			2	100%	2
RICHMOND UNIVERSITY MEDICAL CENTER		1	1	50%	2
LEESBURG REGIONAL MEDICAL CENTER		1	1	50%	2
FLORIDA MEDICAL CLINIC PA		2			2
FLORIDA CLINICAL LABORATORY INC			2	100%	2
GENOVA DIAGNOSTICS LABORATORY			2	100%	2
LABCORP - OHIO			2	100%	2
COOPER HOSPITAL/UNIVERSITY MEDICAL		2			2
UC CORAL GABLES			2	100%	2
NEBRASKA MEDICAL CENTER			2	100%	2
LOWELL GENERAL HOSPITAL			2	100%	2
SHARP MEMORIAL HOSPITAL MICROBIOLOGY DEPT			2	100%	2
GEISINGER MEDICAL CENTER		2			2
TUFTS MEDICAL CENTER			2	100%	2
URGENT CARE TCMA			2	100%	2
UT MEMPHIS UNIVERSITY HEALTH SERVICES			2	100%	2
ENGLEWOOD HOSPITAL AND MEDICAL CENTER			2	100%	2
LIFE CARE CENTER OF PENSACOLA		2			2
WHOLE CHILD PEDIATRICS			2	100%	2
HOME ACCESS HEALTH			2	100%	2
UNIVERSITY OF KANSAS MEDICAL CENTER			2	100%	2
EMORY UNIVERSITY HOSPITAL			2	100%	2
PHYSICIANS LABORATORY SERVICES			2	100%	2
GUTHRIE MEDICAL GROUP LABORATORIES		2			2
ALVERNO CLINICAL LABORATORIES			2	100%	2
WALGREENS # 05818		2			2

COVID-19: testing by laboratory

Data through Sep 8, 2020 verified as of Sep 9, 2020 at 09:25 AM

Data in this report are provisional and subject to change.

The numbers in the table below represent the number of Florida and non-Florida residents for whom test results were received by the Department of Health. A person can be tested by more than one laboratory and can have both positive and negative results. **Therefore, the sum of the numbers in each column will be larger than the total number of people tested.**

Reporting lab	Inconclusive	Negative	Positive	Percent positive	Total
UNIVERSITY OF WASHINGTON MEDICAL CENTER			2	100%	2
ALLIANCE LABS @LRMC			2	100%	2
INTERNAL MEDICINE ASSOCIATES-DUNELLON			2	100%	2
SJH			2	100%	2
NEW YORK STATE DEPARTMENT OF HEALTH		1	1	50%	2
PIEDMONT HOSPITAL LAB			2	100%	2
LAHEY CLINIC MEDICAL CENTER			2	100%	2
JRS LABORATORY			2	100%	2
ADVANCED MEDICAL CARE			2	100%	2
FLORIDA HEALTH CARE PLANS			2	100%	2
CHARLOTTE CHD PORT CHARLOTTE		1			1
VAULT MEDICAL SERVICES			1	100%	1
ADVENTHEALTH CENTRA CARE - HUNTERS CREEK			1	100%	1
SHARON REGIONAL MEDICAL CENTER			1	100%	1
VAULT HEALTH			1	100%	1
NEW YORK STATE ELR - ELMHURST HOSPITAL CENTER			1	100%	1
COMMONWEALTH OF MASSACHUSETTS			1	100%	1
VISTA DEL SOL MED ASSOC		1			1
ADVANCED MEDICAL GROUP			1	100%	1
MONROE COUNTY HEALTH DEPARTMENT			1	100%	1
GENETIC ASSAYS INC			1	100%	1
CVS PHARMACY INC DBA CVS PHARMACY #10227		1			1
DALLAS MEDICAL CENTER			1	100%	1
NAVAL BRANCH MEDICAL CLINIC			1	100%	1
CLIFTON-FINE HOSPITAL LABORATORY		1			1
WYOMING PUBLIC HEALTH LAB			1	100%	1
AFC PATRIOT URGENT CARE			1	100%	1
NORTH BROWARD MEDICAL CENTER			1	100%	1
DOCTOR'S WALK-IN CLINIC / QUEST DIAGNOSTICS			1	100%	1
RAPID CITY RUGENT CARE			1	100%	1
NOT GIVEN			1	100%	1
WELLNOW URGENT CARE		1			1
Viracor Eurofins			1	100%	1
DOCTOR'S IN-HOUSE LAB/COMMUNITY HEALTH CENTERS OF PINELLAS - JOHNNIE R			1	100%	1
NORTHERN WESTCHESTER HOSPITAL LABORATORY		1			1
SCIENTIFIC LABORATORY COMPANY		1			1
VA OUTPATIENT CLINIC			1	100%	1
PALMETTO PRIMARY CARE PHYSICIANS			1	100%	1
WALGREENS # 7308		1			1
FIT4LIFE MEDICAL CENTER			1	100%	1
PALM SPRINGS GENERAL HOSPITAL			1	100%	1
EXPRESS LAB LIVINGSTON			1	100%	1
VALLEY HOSPITAL MEDICAL CENTER		1			1
FLORIDA DEPARTMENT OF HEALTH IN MIAMI DADE COUNTY			1	100%	1
DEPARTMENT OF PATHOLOGY ROME MEMORIAL		1			1
WALGREENS #10275		1			1
UW HOSPITAL AND CLINICS			1	100%	1

COVID-19: testing by laboratory

Data through Sep 8, 2020 verified as of Sep 9, 2020 at 09:25 AM

Data in this report are provisional and subject to change.

The numbers in the table below represent the number of Florida and non-Florida residents for whom test results were received by the Department of Health. A person can be tested by more than one laboratory and can have both positive and negative results. **Therefore, the sum of the numbers in each column will be larger than the total number of people tested.**

Reporting lab	Inconclusive	Negative	Positive	Percent positive	Total
LUCID DIAGNOSTICS LABS			1	100%	1
LIFELINK TRANSPLANT INSTITUTE LAB			1	100%	1
EAST TENNESSEE STATE UNIVERSITY		1			1
UT PATH			1	100%	1
LUMICO LIFE INSURANCE COMPANY		1			1
VELOCITY CARE			1	100%	1
LABCORP-PORT ST.LUCIE		1			1
ST. VINCENT HOSPITAL			1	100%	1
MILFORD REGIONAL HOSPITAL			1	100%	1
SUNY UPSTATE MEDICAL UNIVERSITY			1	100%	1
MERCYONE DES MOINES MEDICAL CENTER			1	100%	1
MERITUS MEDICAL CENTER			1	100%	1
FLORIDA HOSPITAL APOPKA			1	100%	1
MERCY HEALTH—MUSKEGON		1			1
THE CHILDREN'S HOSPITAL OF PHILADELPHIA		1			1
MEMORIAL HEALTH UNIVERSITY MEDICAL CENTER			1	100%	1
LATE HOURS URGENT CARE			1	100%	1
MERCY - NORTH IOWA			1	100%	1
MDS PHARMA SERVICES		1			1
MARYLAND DEPARTMENT OF HEALTH AND MENTAL HYGIENE			1	100%	1
MARINA DEL REY HOSPITAL LAB			1	100%	1
UNKNOWN - MI			1	100%	1
MD NOW URGENT CARE CENTER INC.			1	100%	1
ELMHURST MEMORIAL HOSPITAL			1	100%	1
UNIVERSITY OF IOWA HOSPITALS & CLINICS			1	100%	1
VILKOR SCIENTIFIC			1	100%	1
KANSAS DEPARTMENT OF HEALTH			1	100%	1
MIAMI BEACH URGENT CARE			1	100%	1
UNK			1	100%	1
INSPIRIT SENIOR LIVING			1	100%	1
ILLINOIS DEPT OF PUBLIC HEALTH LABS			1	100%	1
HORIZON MEDICAL CENTER			1	100%	1
JOHN D. ARCHBOLD MEMORIAL HOSPITAL			1	100%	1
WALGREENS #02798		1			1
SMITH KLINE			1	100%	1
HACKENSACK UNIVERSITY MEDICAL CENTER		1			1
ACCESS HEALTH CARE PHYSICIANS			1	100%	1
WALGREEN EASTERN CO, INC		1			1
HARTFORD HOSPITAL ANCILLARY LAB		1			1
MARCO ISLAND HOSPITAL INC D/B/A			1	100%	1
Walker BaptistMedCtr			1	100%	1
LABCORP LAFAYETTE		1			1
DERMDX, DIV OF AURORA DIAGNOSTICS/BERNHARDT LAB		1			1
MINUTECLINIC LLC			1	100%	1
MAGNOLIA ADULT, LLC			1	100%	1
MISSOURI DEPARTMENT OF HEALTH AND SENIOR SERVICES - STATE PH LAB		1			1
UNIVERSITY OF FLORIDA			1	100%	1

COVID-19: testing by laboratory

Data through Sep 8, 2020 verified as of Sep 9, 2020 at 09:25 AM

Data in this report are provisional and subject to change.

The numbers in the table below represent the number of Florida and non-Florida residents for whom test results were received by the Department of Health. A person can be tested by more than one laboratory and can have both positive and negative results. **Therefore, the sum of the numbers in each column will be larger than the total number of people tested.**

Reporting lab	Inconclusive	Negative	Positive	Percent positive	Total
LABCORP - DAYTONA BEACH			1	100%	1
SPRING HILL REGIONAL HOSPITAL			1	100%	1
UF KANAPAHA LAB BEAKER		1			1
UMASS MEMORIAL/MARLBORO HOSPITAL			1	100%	1
LABCORP - HOLLYWOOD			1	100%	1
BRANDON OUTREACH CLINIC			1	100%	1
BOSTON MEDICAL CENTER			1	100%	1
REGIONAL MEDICAL CENTER BAYONET POINT			1	100%	1
BROOKSVILLE REGIONAL HOSPITAL			1	100%	1
POUDRE VALLEY HOSPITAL			1	100%	1
NORTHEAST ALABAMA REGIONAL MEDICAL CENTER		1			1
ST.ELIZABETH HEALTH CENTER	1				1
SACRED HEART MEDICAL GROUP			1	100%	1
BARDMOOR LABORATORY			1	100%	1
NDX-CORE LAB			1	100%	1
SOUTHERN OCEAN MEDICAL CENTER		1			1
NEW GEN LABS			1	100%	1
SAINT JOSEPHS HOSPITAL OF ATLANTA			1	100%	1
SCRIPPS CLINIC MEDICAL			1	100%	1
SIGNATURE CARE MIDLAND			1	100%	1
OMNICARE PHARMACY OF TEXAS 1, LP		1			1
PLANT CITY PEDIATRICS		1			1
ORMC-ARDEN/EOI			1	100%	1
OHIO DEPARTMENT OF HEALTH			1	100%	1
SEA LEVEL LABS			1	100%	1
Northwell Lab			1	100%	1
SOFTLAB			1	100%	1
PARKWAY REGIONAL MEDICAL CENTER LAB			1	100%	1
NORTON HEALTHCARE			1	100%	1
PORT SAINT JOHN FAMILY PRACTICE			1	100%	1
PORT ST LUCIE REHABILITATION AND HEALTHCARE			1	100%	1
OCALA FAMILY MEDICAL CENTER		1			1
ONPOINT URGENT CARE			1	100%	1
PATIENTS FIRST LAKE ELLA MEDICAL CENTER		1			1
PEACEHEALTH LABORATORIES			1	100%	1
ALLIANCE LABORATORY SERVICES			1	100%	1
AFFILIATED LABORATORIES INC			1	100%	1
VIRGINIA DEPT OF HEALTH OFFICE OF EPIDEMIOLOGY			1	100%	1
UW MEDICINE VIROLOGY LAB			1	100%	1
UF HEALTH NORTH JACKSONVILLE			1	100%	1
MAGNOLIA PEDIATRICS			1	100%	1
US LABORATORIES			1	100%	1
ADVENTIST HINSDALE HOSPITAL LABORATORY			1	100%	1
WASHINGTON STATE DEPARTMENT OF HEALTH PUBLIC HEALTH LABORATORIES			1	100%	1
WELLINGTON WEST 100176			1	100%	1
UNIVERSITY LAB			1	100%	1
LARGO MEDICAL CENTER INDIAN ROCKS			1	100%	1

COVID-19: testing by laboratory

Data through Sep 8, 2020 verified as of Sep 9, 2020 at 09:25 AM

Data in this report are provisional and subject to change.

The numbers in the table below represent the number of Florida and non-Florida residents for whom test results were received by the Department of Health. A person can be tested by more than one laboratory and can have both positive and negative results. **Therefore, the sum of the numbers in each column will be larger than the total number of people tested.**

Reporting lab	Inconclusive	Negative	Positive	Percent positive	Total
WALGREENS #03234		1			1
WALGREENS #04417		1			1
LAWRENCE GENERAL HOSPITAL			1	100%	1
ST. LUKE'S HOSPITAL - BETHLEHEM CAMPUS		1			1
MID FLORIDA CLINICAL LABORATORY			1	100%	1
MERITER LABORATORIES			1	100%	1
ST. LUCIE COUNTY HEALTH DEPARTMENT		1			1
EXCEL URGENT CARE OF NJ			1	100%	1
MISSION HOSPITAL			1	100%	1
MINUTECLINIC DIAGNOSTIC OF TEXAS		1			1
SUNY AT STONY BROOK			1	100%	1
GLOBAL CENTRAL LABS AT PPD		1			1
HEALTH NETWORK LABORATORIES		1			1
MAINSTREET FAMILY SELECT			1	100%	1
TMH EC NORTHEAST LABORATORY			1	100%	1
SYNAPSE ANALYTICAL LABS		1			1
MERCY MEDICAL CENTER			1	100%	1
MERCY HEALTH LAB			1	100%	1
CQUENTIA NGS, LLC			1	100%	1
BASCOM PALMER-MICRO LAB			1	100%	1
KENTUCKY CABINET FOR HEALTH AND FAMILY SERVICES			1	100%	1
KETTERING MEDICAL CENTER			1	100%	1
JEFFERSON COUNTY HEALTH DEPARTMENT-MONTICELLO		1			1
PHELPS HOSPITAL LABORATORY		1			1
ISLAND COAST PEDIATRICS		1			1
POINT OF CARE TESTING SITE			1	100%	1
KEY WEST BRANCH MEDICAL CLINIC			1	100%	1
BIODORON LABORATORIES			1	100%	1
PRACTITIONERS IN MOTION			1	100%	1
ATHENS LIMESTONE HOSPITAL		1			1
BARBARA O'REILLY MD PA		1			1
BRISTOL REGINAL MEDICAL CENTER			1	100%	1
POMONA VALLEY COMMUNITY HOSPITAL			1	100%	1
LABCORP - LADY LAKE			1	100%	1
CLINICAL LABORATORY DEPARTMENT			1	100%	1
GEORGE SAFRAN MD PC		1			1
GSM OCED Subsection			1	100%	1
BEAUMONT HOSPITAL, GROSSE POINTE			1	100%	1
PALOS COMMUNITY HOSPITAL LABORATORY			1	100%	1
GALVESTON COUNTY HEALTH DISTRICT			1	100%	1
GAMMA HEALTHCARE, INC		1			1
GWINNETT MEDICAL CENTER			1	100%	1
INNOVATIVE HEALTH DIAGNOSTIC OF CALIFORNIA			1	100%	1
CENTRAL FLORIDA PEDIATRICS			1	100%	1
PENINSULA REGIONAL MED CTR LAB			1	100%	1
CHATSWORTH ASSISTED LIVING COMMUNITY AT PGA NATIONAL			1	100%	1
BEAUFORT MEMORIAL			1	100%	1

COVID-19: testing by laboratory

Data through Sep 8, 2020 verified as of Sep 9, 2020 at 09:25 AM

Data in this report are provisional and subject to change.

The numbers in the table below represent the number of Florida and non-Florida residents for whom test results were received by the Department of Health. A person can be tested by more than one laboratory and can have both positive and negative results. **Therefore, the sum of the numbers in each column will be larger than the total number of people tested.**

Reporting lab	Inconclusive	Negative	Positive	Percent positive	Total
HANCOCK REGIONAL HOSPITAL		1			1
PEDIATRIC ASSOCIATES - JACKSONVILLE			1	100%	1
SUNCOAST PATHOLOGY ASSOCIATES			1	100%	1
STANLY REGIONAL MEDICAL CENTER			1	100%	1
RHEA MEDICAL CENTER		1			1
TAMPA		1			1
THE WOLFF CENTER FOR CHILD & ADOLESCENT HEALTH			1	100%	1
TEXAS MEDCLINIC			1	100%	1
TENNOVA HEALTHCARE - CLEVELAND			1	100%	1
SPRINGS MEDICAL LAB			1	100%	1
SANFORD PGA CH BUFFALO RIDGE SPRINGS		1			1
RIDGEWOOD DIAGNOSTIC LABORATORY			1	100%	1
CRESTWOOD MEDICAL CENTER		1			1
DOCS URGENT CARE			1	100%	1
SOUTHWEST FLORIDA DIVISION LAB			1	100%	1
SONORA QUEST LABORATORIES			1	100%	1
SENTARA NORFOLK GENERAL HOSPITAL CENTRAL LAB			1	100%	1
PROPATH			1	100%	1
RAINY LAKE MEDICAL CENTER			1	100%	1
LEGACY ER & URGENT CARE - FRISCO WEST			1	100%	1
BAPTIST HEALTH LEXINGTON			1	100%	1
BAYONET POINT HOSPITAL LAB			1	100%	1
LABORATORY CORPORATION OF AMER			1	100%	1
BAPTIST HEALTH URGENT CARE AT UNIVERSITY CENTRE			1	100%	1
REGIONAL MEDICAL LABORATORY			1	100%	1
ADVANCED URGENT CARE OF MARATHON			1	100%	1
REMISE OCCUPATIONAL HEALTH SOLUTIONS INC			1	100%	1
RENOWN REGIONAL MEDICAL CENTER			1	100%	1
ADVENT HEALTH PRIMARY CARE AT OWASA			1	100%	1
ALABAMA REFERENCE LAB			1	100%	1
MADISON HEALTH AND REHAB			1	100%	1
ADVANCED MEDICAL LABORATORIES (AML)			1	100%	1
CVS PHARMACY, INC DBA CVS/PHARMACY #00988		1			1
CVS/PHARMACY # 07762		1			1
CENTRA CARE KIDS WINTER PARK			1	100%	1
CELEBRATION HOSPITAL			1	100%	1
CALIFORNIA PUBLIC HEALTH LABORATORY			1	100%	1
DESERT HOSPITAL/CPHU CLINICAL LABORATORY			1	100%	1
JACKSON MADISON CO. GEN. HOSPITAL			1	100%	1
CANDLER HOSPITAL			1	100%	1
COASTAL URGENT CARE			1	100%	1
LAKEVIEW REGIONAL HOSPITAL			1	100%	1
MARYLAND DEPARTMENT OF HEALTH AND MENTAL HYGIENE-LABORATORIES			1	100%	1
LIBERTY HEALTH CENTER			1	100%	1
LABCORP KANSAS CITY			1	100%	1
TENNESSEE VALLEY HCS			1	100%	1
ST. MARY MEDICAL CENTER		1			1

COVID-19: testing by laboratory

Data through Sep 8, 2020 verified as of Sep 9, 2020 at 09:25 AM

Data in this report are provisional and subject to change.

The numbers in the table below represent the number of Florida and non-Florida residents for whom test results were received by the Department of Health. A person can be tested by more than one laboratory and can have both positive and negative results. **Therefore, the sum of the numbers in each column will be larger than the total number of people tested.**

Reporting lab	Inconclusive	Negative	Positive	Percent positive	Total
CFCH - FROSTPROOF			1	100%	1
EDGAR PRICE FAMILY & CHILDREN HEALTHCARE CENTER			1	100%	1
VA OUT PATIENT CENTER			1	100%	1
HILTON HEAD HOSPITAL/INPATIENT			1	100%	1
BIOMERIEUX			1	100%	1
WALKIN MEDICAL URGENT CARE,NEW CITY			1	100%	1
NORDX			1	100%	1
HARDIN MEMORIAL HOSPITAL - HEARTLAND PATHOLOGY CONSULTANTS			1	100%	1
WALGREENS #10125		1			1
HYDE PARK MEDICAL CENTER		1			1
UNC HOSPITAL/MCLENDON CLINICAL LABORATORIES			1	100%	1
DOTHAN PEDIATRIC CLINIC			1	100%	1
DSI LABORATORIES-NAPLES-7TH			1	100%	1
UNIVERSITY OF MISSOURI HEALTHCARE			1	100%	1
EDEN SPRINGS NURSING AND REHAB CENTER			1	100%	1
HOUSTON HEALTH DEPARTMENT - BUREAU OF LABORATORY SERVICES			1	100%	1
UNIVERSITY OF BALTIMORE WASHINGTON MEDICAL CENTER			1	100%	1
CBC LAB			1	100%	1
NEW YORK STATE ELR - MERCY MEDICAL CENTER		1			1
NEW YORK STATE ELR - ST BARNABAS HOSPITAL		1			1
CAROLINAS HEALTHCARE SYSTEM LAB			1	100%	1
PINNACLE DIALYSIS		1			1
CEDARS-SINAI MEDICAL CENTER			1	100%	1
PERDIDO URGENT CARE			1	100%	1
NAVAL MEDICAL CENTER			1	100%	1
OCEAN MEDICAL CENTER		1			1
NORTH RIVER FAMILY HEALTH CENTER			1	100%	1
ONEIDA HEALTHCARE CENTER		1			1
NORTH CAROLINA STATE LABORATORY OF PUBLIC HEALTH, SPECTRUM LAB NETWORK			1	100%	1
ORANGE COUNTY HEALTH DEPT			1	100%	1
PEDIATRIC HEALTHCARE ALLIANCE			1	100%	1
CARENOW URGENT CARE - LAKE MARY			1	100%	1
NOVANT HEALTH PRESBYTERIAN			1	100%	1
MEDICAL CLINIC OF HOUSTON			1	100%	1
MEDCOMP SCIENCES, LLC			1	100%	1
SANTA MONICA CA-UCLA MC			1	100%	1
SOUTH LAKE FAMILY HEALTH CENTER			1	100%	1
MD 365 MEDICAL CARE PLLC		1			1
SPECTRUM LABORATORY			1	100%	1
COCOA BEACH/ADVENT CENTRA		1			1
SOUTHWEST REGIONAL PCR LABORATORY			1	100%	1
PRISMA HEALTH TUOMEY LABORATORY			1	100%	1
CGH MEDICAL CENTER			1	100%	1
MUNSON MEDICAL CENTER			1	100%	1
MONTEFIORE NYACK HOSPITAL AFFILIATED LABORATORY		1			1
MINUTE CLINIC DIAGNOSTIC OF VIRGINIA		1			1
QUEST - HOUSTON LAB			1	100%	1

COVID-19: testing by laboratory

Data through Sep 8, 2020 verified as of Sep 9, 2020 at 09:25 AM

Data in this report are provisional and subject to change.

The numbers in the table below represent the number of Florida and non-Florida residents for whom test results were received by the Department of Health. A person can be tested by more than one laboratory and can have both positive and negative results. **Therefore, the sum of the numbers in each column will be larger than the total number of people tested.**

Reporting lab	Inconclusive	Negative	Positive	Percent positive	Total
MINUTECLINIC DIAGNOSTICS MEDICAL GROUP		1			1
DEPARTMENT OF HEALTH AND HUMAN SERVICES DIVISION OF BEHAVIORAL HEALTH		1			1
WARD MEMORIAL HOSPITAL		1			1
BAYSTATE MEDICAL CENTER			1	100%	1
BERKSHIRE MEDICAL CENTER			1	100%	1
HARMONY CLINIC			1	100%	1
SYNERGENE LABORATORY			1	100%	1
BLUEWATER TOXICOLOGY			1	100%	1
BMC/JACSONVILLE		1			1
DHEC - S.C PUBLIC HEALTH LAB			1	100%	1
DE TAR HOSPITAL			1	100%	1
ANGEL KIDS PEDIATRICS- NORMANDY LOCATION		1			1
ASCENSION ST. MICHAEL'S HOSPITAL LAB			1	100%	1
IN & OUT URGENT CARE METAIRIE			1	100%	1
SCIENTIA DIAGNOSTICS			1	100%	1
STEPHENS COUNTY HOSPITAL			1	100%	1
HAWAII DEPARTMENT OF HEALTH LAB			1	100%	1
ELITE CARE			1	100%	1
DUKE HEALTH REGIONAL HOSPITAL			1	100%	1
UMASS MEMORIAL MEDICAL CENTER, INC		1			1
WALGREENS #06961		1			1
WEST KENDALL HOSPITAL			1	100%	1
CLEVELAND CLINIC OHIO LABORATORIES			1	100%	1
VA GREATER LOS ANGELES HEALTH CARE SYSTEM			1	100%	1
UT AUSTIN UNIVERSITY HEALTH SERVICES			1	100%	1
CHP COVID-19 (TX)			1	100%	1
URGENT CARE CLINIC OF LINCOLN			1	100%	1
CRUC CMCH-COVID-19		1			1
FIRST CARE - MIDDLESBORO			1	100%	1
CVS UT2297068CV SALT LAKE CITY		1			1
WEST			1	100%	1
TIMPANOGOS REGIONAL HOSPITAL			1	100%	1
WEST VIRGINIA UNIVERSITY HOSPITALS			1	100%	1
CAREWELL URGENT CARE FITCHBURG			1	100%	1
CRESTVIEW REHABILITATION CENTER			1	100%	1
FHCP-ORANGE CITY			1	100%	1
ARKANSAS DEPARTMENT OF HEALTH			1	100%	1
MONTANA DEPARTMENT OF PUBLIC HEALTH & HUMAN SERVICES			1	100%	1
AUSTIN REGIONAL CLINIC MICROBIOLOGY LAB			1	100%	1
PEACHEALTH LABORATORIES		1			1
MEDICAL ARTS LABORATORY			1	100%	1
MID FLORIDA COMMUNITY SERVICES			1	100%	1
ALABAMA CLINICS			1	100%	1
NORTH SHORE HEMATOLOGY-ONCOLOGY ASSOCIATES, PC		1			1
AVERA ST. MARY'S HOSPITAL			1	100%	1
BAYCARE MEDICAL GROUP			1	100%	1
BAPTIST HEALTH EXPRESS CARE AT KEY BISCAWAYNE			1	100%	1

COVID-19: testing by laboratory

Data through Sep 8, 2020 verified as of Sep 9, 2020 at 09:25 AM

Data in this report are provisional and subject to change.

The numbers in the table below represent the number of Florida and non-Florida residents for whom test results were received by the Department of Health. A person can be tested by more than one laboratory and can have both positive and negative results. **Therefore, the sum of the numbers in each column will be larger than the total number of people tested.**

Reporting lab	Inconclusive	Negative	Positive	Percent positive	Total
Mt Sinai Aventura			1	100%	1
MPG JACKSONVILLE ATLANTIC BLVD		1			1
NORTHWEST FLORIDA CLINICAL LAB			1	100%	1
NEW YORK PRESBYTERIAN HOSPITAL			1	100%	1
KANA MEDICAL			1	100%	1
JS HEALTHCARE			1	100%	1
REFERENCE LABORATORY			1	100%	1
AFFINITY URGENT CARE			1	100%	1
RIVERSIDE METHODIST HOSPITAL LAB			1	100%	1
AMD			1	100%	1
FALMOUTH BY THE SEA			1	100%	1
IVAN, MAYA			1	100%	1
LOYOLA UNIVERSITY MEDICAL CENTER LABORATORY			1	100%	1
ADVANCED LABORATORY SERVICES			1	100%	1
MEDFAST URGENT CARE			1	100%	1
MD ANDERSON			1	100%	1
LAKEVIEW HEALTH SYSTEMS			1	100%	1
LABCORP HOUSTON			1	100%	1
LEESBURG FAMILY MEDICINE		1			1
QUEST DIAGNOSTICS INC		1			1
BAYSHORE LABORATORY			1	100%	1
BLOOD SYSTEMS LABORATORIES			1	100%	1
LABCORP - JACKSONVILLE			1	100%	1
JEFFERSON WASHINGTON TOWNSHIP HOSPITAL		1			1
ECLRS			1	100%	1
SHAMRA MEDICAL LABORATORY			1	100%	1
LabCorp L#09258090 M#09258105			1	100%	1
SKY RIDGE MEDICAL CENTER - MICRO			1	100%	1
SIMED LABORATORY		1			1
GIFFORD MEMORIAL HOSPITAL		1			1
State Lab Unspecifd			1	100%	1
SV MOBILE HEALTH			1	100%	1
SUMMIT LABORATORY			1	100%	1
ESOTERIC LAB			1	100%	1
IGENEX INC		1			1
FLORIDA HOSPITAL WINTER GARDEN			1	100%	1
ST VINCENT'S ST CLAIR HOSPITAL LABORATORY		1			1
MC DIAGNOSTIC OF CONNECTICUT PC #459		1			1
CATHOLIC HEALTH SYSTEM DEPT LABORATORY		1			1
RIVIERA BEACH HEALTH CENTER LAB			1	100%	1
MARION COUNTY HEALTH DEPARTMENT			1	100%	1
CHIEFLAND MEDICAL CENTER			1	100%	1
CITRUS PARK			1	100%	1
QUEST DIAGNOSTICS-WEST HILLS		1			1
MEDICAL CENTER ENTERPRISE			1	100%	1
LAKE NONA MEDICAL SERVICES			1	100%	1
BOULDER COMMUNITY HOSPITAL			1	100%	1

COVID-19: testing by laboratory

Data through Sep 8, 2020 verified as of Sep 9, 2020 at 09:25 AM

Data in this report are provisional and subject to change.

The numbers in the table below represent the number of Florida and non-Florida residents for whom test results were received by the Department of Health. A person can be tested by more than one laboratory and can have both positive and negative results. **Therefore, the sum of the numbers in each column will be larger than the total number of people tested.**

Reporting lab	Inconclusive	Negative	Positive	Percent positive	Total
DUKE UNIVERSITY POINT OF CARE TESTING PROGRAM			1	100%	1
LABORATORY CORPORATION OF AMERICA			1	100%	1
MADISON COUNTY HEALTH DEPARTMENT		1			1
CAREWELL URGENT CARE			1	100%	1
CAH ACQUISITION COMPANY 11 LLC			1	100%	1
SAINT BARNABAS MEDICAL CENTER		1			1
HEALGEN SCIENTIFIC			1	100%	1
BAYCARE ALLIANT HOSPITAL			1	100%	1
VIVEX/UMTB BIOMEDICAL			1	100%	1
WILMINGTON VA MEDICAL CENTER			1	100%	1
VAIL VALLEY MEDICAL CENTER			1	100%	1
VA HOSPITAL PATH & LAB			1	100%	1
HARLEM HOSPITAL CENTER		1			1
BAYCARE OUTREACH LAB			1	100%	1
WALGREENS # 19866		1			1
PRACTICE MANAGEMENT OF AMERICA, INC.			1	100%	1
VITAE DIAGNOSTICS			1	100%	1
PRIMEX CLINICAL LABORATORIES INC			1	100%	1
WALGREENS #05362		1			1
HIGHLANDS CLINICAL LABORATORY			1	100%	1
PATHOLOGY REFERENCE LAB LLC			1	100%	1
WALGREENS #03136		1			1
TIEHH BIOTERRORISM RESPONSE LAB			1	100%	1
THE HEART HOSPITAL BAYLOR PLANO			1	100%	1
TRUMAN MEDICAL CENTER - HOSPITAL HILL			1	100%	1
TITUSVILLE FAMILY PRACTICE			1	100%	1
GREENTREE MEDICAL CENTER			1	100%	1
GOLDING-GRANADO MEDICAL ASSOCIATES		1			1
TEXAS DEPARTMENT OF STATE HEALTH SERVICES			1	100%	1
TENNESSEE DOH - KNOXVILLE			1	100%	1
BAYFRONT HEALTH DADE CITY			1	100%	1
UPMC NORTHWEST HOSPITAL			1	100%	1
US SPECIALTY LABS			1	100%	1
URGENT CARE WEST CLINIC			1	100%	1
UNITED LABORATORY SERVICE			1	100%	1
UNITED CLINICAL LABORATORIES			1	100%	1
BAYLOR COLLEGE OF MEDICINE			1	100%	1
UNITED MEMORIAL MEDICAL CENTER			1	100%	1
CONEY ISLAND HOSPITAL		1			1
Lourdes Hospital			1	100%	1
MCH PHYSICIANS GROUP			1	100%	1
SKIPPACK MEDICAL LAB			1	100%	1
FLORIDA HOSPITAL LAB			1	100%	1
RHODE ISLAND DEPARTMENT OF HEALTH			1	100%	1
ADVENTHEALTH CENTRA CARE - KID'S CARE			1	100%	1
SCIENCE CARE			1	100%	1
SANFORD MOBILE LAB PGA TOUR		1			1

COVID-19: testing by laboratory

Data through Sep 8, 2020 verified as of Sep 9, 2020 at 09:25 AM

Data in this report are provisional and subject to change.

The numbers in the table below represent the number of Florida and non-Florida residents for whom test results were received by the Department of Health. A person can be tested by more than one laboratory and can have both positive and negative results. **Therefore, the sum of the numbers in each column will be larger than the total number of people tested.**

Reporting lab	Inconclusive	Negative	Positive	Percent positive	Total
FLORIDA DEPARTMENT OF HEALTH PALM BEACH COUNTY			1	100%	1
BEAUMONT REFERENCE LABORATORY			1	100%	1
STARR COUNTY MEMORIAL HOSPITAL			1	100%	1
BELLIN HEALTH LAB			1	100%	1
APS-SUMMIT CARE PHARMACY, LLC DBA OMNICARE		1			1
SMITH NORTHVIEW HOSPITAL LAB			1	100%	1
ST CATHERINE HOSPITAL LABORATORY			1	100%	1
LABCORP-CRYSTAL RIVER			1	100%	1
NEW YORK STATE ELR - MONTEFIORE MEDICAL CENTER LABORATORIES - WEILER			1	100%	1
AZALEA HEALTH			1	100%	1
PINELLAS PARK HEALTH CENTER - PINELLAS CHD			1	100%	1
PHYSICIANS IMMEDIATE CARE ELGIN			1	100%	1
PARADIGM LABORATORIES			1	100%	1
BAPTIST ER TOWN CTR			1	100%	1
NORTH SHORE MEDICAL CENTER - SALEM HOSPITAL			1	100%	1
NORTHSIDE HOSPITAL DULUTH			1	100%	1
ALLIANCE FOR MULTISPECIALTY RESEARCH		1			1
ADVENT HEALTH LAKE WALES MEDICAL GROUP			1	100%	1
ADVENTHEALTH MEDICAL GROUP INTERNAL MEDICINE AT WINTER HAVEN			1	100%	1
MHS LAB		1			1
NATIONAL JEWISH HEALTH			1	100%	1
GEORGETOWN URGENT CARE			1	100%	1
PROGENESIS INC			1	100%	1
ACCESSLAB		1			1
CAROMONT HEALTH			1	100%	1
EAST FL CORE LAB			1	100%	1
DELAWARE DIAGNOSTICS LABS			1	100%	1
OSWEGO HOSPITAL LABORATORY		1			1
URGENT CARE NEW SMYRNA BEACH			1	100%	1
UPSON REGIONAL MEDICAL CENTER			1	100%	1
CARITHERS PEDIATRIC GROUP			1	100%	1
UTMB PATHOLOGY CLINICAL SERVICES LABORATORY			1	100%	1
MEDSTAR HEALTH URGENT CARE			1	100%	1
MINUTECLINIC, LLC #08366		1			1
MEDONE URGENT CARE			1	100%	1
PRORENATA LABS			1	100%	1
CENTRA CARE WINTER HAVEN			1	100%	1
MORTON PLANT			1	100%	1
CVS/PHARMACY #12000		1			1
PATHGROUP LABS, LLC			1	100%	1
FLORIDA CANCER SPECIALISTS AND RESEARCH			1	100%	1
INDIAN RIVER CLINICAL LABORATORY, INC.		1			1
BRANDON REGIONAL EMERGENCY CTR			1	100%	1
TAMPA GENERAL MEDICAL GROUP LABORATORY HEALTHPARK			1	100%	1
INTERMOUNTAIN MEDICAL CENTER			1	100%	1
INTERNATIONAL MEDICAL LABORATORY		1			1
SUNRISE DIAGNOSTIC LABORATORY			1	100%	1

COVID-19: testing by laboratory

Data through Sep 8, 2020 verified as of Sep 9, 2020 at 09:25 AM

Data in this report are provisional and subject to change.

The numbers in the table below represent the number of Florida and non-Florida residents for whom test results were received by the Department of Health. A person can be tested by more than one laboratory and can have both positive and negative results. **Therefore, the sum of the numbers in each column will be larger than the total number of people tested.**

Reporting lab	Inconclusive	Negative	Positive	Percent positive	Total
INFECTION CONTROL DEPT			1	100%	1
UNIVERSITY HOSPITALS OF CLEVELAND			1	100%	1
NEW YORK CITY DEPARTMENT OF HEALTH			1	100%	1
UNIVERSITY OF MISSOURI HEALTH CARE			1	100%	1
UNIVERSITY OF FLORIDA LAB-OUTPATIENT			1	100%	1
GRAND VIEW HOSPITAL			1	100%	1
HEALTH ALLIANCE			1	100%	1
CAREWELL JW - WORCESTER LNC			1	100%	1
UNITED HEALTHCARE			1	100%	1
Total	38,446	5,818,991	840,250	13%	6,697,687