

COVID-19: summary of persons monitored, persons tested, and cases

Data through Aug 27, 2020 verified as of Aug 28, 2020 at 09:25 AM

Data in this report are provisional and subject to change.

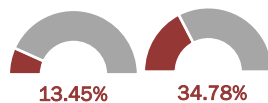
Monitored persons: people the Florida Department of Health was notified of for possible monitoring because they are a contact of a case, traveled from China, or were identified by the Centers for Disease Control and Prevention (CDC) as a part of an airline/ship contact investigation

Total reports	199,944
Total persons of high, medium, or unknown risk	196,284
High/medium/unknown risk still being monitored	13,502

Persons tested: Includes PCR and antigen test results received by the Department of Health from the state public health laboratory (BPHL), as well as commercial and hospital laboratories

	Florida residents	Non-Florida residents
Total tested	4,535,184	19,379
Positive	609,074	6,732
Negative	3,919,246	12,625
Inconclusive	6,864	22
Awaiting testing	3,418	29

Cumulative percent positivity (based on positive and negative results from March 1 - present)



Cases: people with positive PCR or antigen test result

Total cases	615,806
Florida residents	609,074
Non-Florida residents	6,732
Type of testing	
Florida residents	609,074
Positive by BPHL/CDC	21,961
Positive by commercial/hospital lab	587,113
PCR positive	600,982
Antigen positive	8,092
Non-Florida residents	6,732
Positive by BPHL/CDC	234
Positive by commercial/hospital lab	6,498
PCR positive	6,488
Antigen positive	244

Characteristics

Florida residents hospitalized	38,029
Florida resident deaths	10,957
Non-Florida resident deaths	142

Hospitalized counts include anyone who was hospitalized at some point during their illness. It does not reflect the number of people currently hospitalized.

More information on deaths identified through death certificate data is available on the National Center for Health Statistics website at www.cdc.gov/nchs/nvss/vsrr/COVID19/index.htm.

Risk factors for Florida residents

Traveled	4,688
Contact with a known case	201,593
Traveled and contact with a known case	4,930
Neither	397,863
No travel and no contact	72,137
Travel is unknown	243,426
Contact is unknown	144,011
Contact is pending	165,475

Travel can be unknown and contact can be unknown or pending for the same case, these numbers will sum to more than the "neither" total.

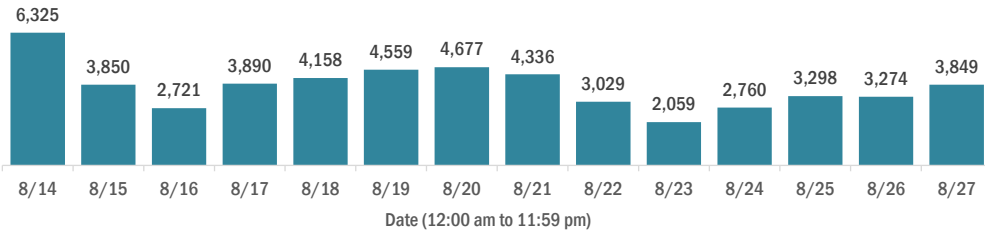
COVID-19: cases and laboratory testing over time

Data through Aug 27, 2020 verified as of Aug 28, 2020 at 09:25 AM

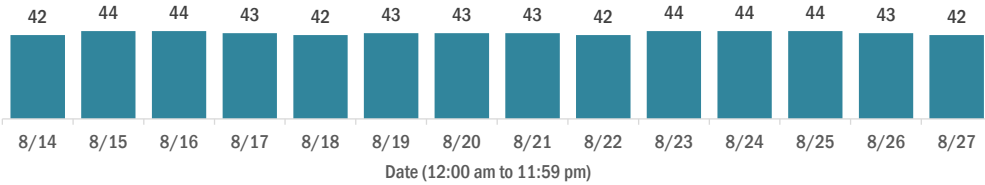
Data in this report are provisional and subject to change.

Cases in Florida residents per day for the past 2 weeks

Number of cases per day



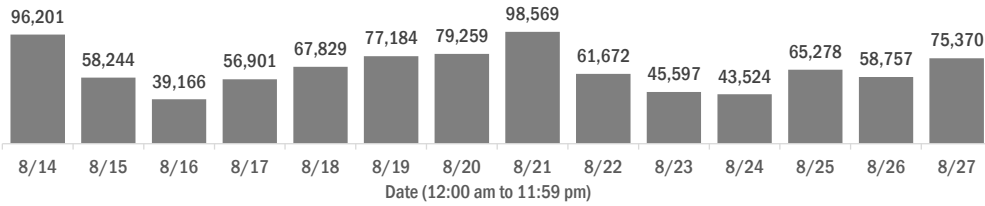
Median age of cases by day



Laboratory testing for Florida residents over the past 2 weeks

Number of Florida residents tested per day

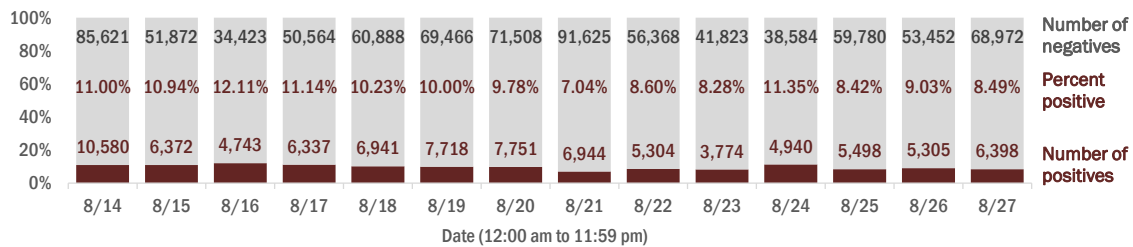
These counts include the number of people for whom the Department received PCR or antigen laboratory results by day. People tested on multiple days will be included for each day a new result was received. A person is only counted once for each day they are tested, regardless of whether multiple specimens are tested or multiple results are received.



Number and percent of Florida residents with positive test results

The percent of positive results ranged from 7.04% to 12.11% over the past 2 weeks and was 8.49% yesterday.

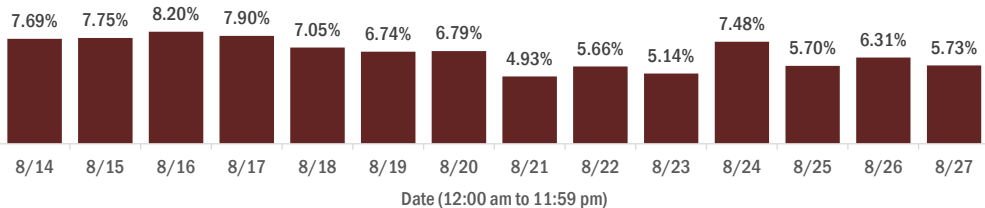
These counts include the number of people for whom the Department received PCR or antigen laboratory results by day. People tested on multiple days will be included for each day a new result was received. A person is only counted once for each day they are tested, regardless of whether multiple specimens are tested or multiple results are received. If a person has a positive specimen and a negative specimen in the same day, only the positive result is counted.



Percent positivity for new cases in Florida residents

The percent of positive results ranged from 4.93% to 8.20% over the past 2 weeks and was 5.73% yesterday.

This percent is the number of people who test PCR- or antigen-positive for the first time divided by all the people tested that day, excluding people who have previously tested positive.



COVID-19: characteristics of 609,074 Florida resident cases

Data through Aug 27, 2020 verified as of Aug 28, 2020 at 09:25 AM

Data in this report are provisional and subject to change.

Age group	Cases	Hospitalizations	Deaths
0-4 years	10,377 2%	242 1%	0 0%
5-14 years	25,098 4%	214 1%	4 0%
15-24 years	90,611 15%	961 3%	27 0%
25-34 years	114,959 19%	2,185 6%	72 1%
35-44 years	99,971 16%	3,299 9%	208 2%
45-54 years	97,718 16%	4,867 13%	456 4%
55-64 years	79,735 13%	6,751 18%	1,178 11%
65-74 years	46,317 8%	7,402 19%	2,301 21%
75-84 years	26,673 4%	6,955 18%	3,179 29%
85+ years	15,591 3%	5,147 14%	3,532 32%
Unknown	2,024 0%	6 0%	0 0%
Total	609,074	38,029	10,957

Gender	Cases
Female	311,213 51%
Male	293,688 48%
Unknown	4,173 1%
Total	609,074

Ethnicity	Cases	Hospitalizations	Deaths
Hispanic	174,520 29%	11,496 30%	2,700 25%
Non-Hispanic	230,137 38%	24,060 63%	7,170 65%
Unknown	204,417 34%	2,473 7%	1,087 10%
Total	609,074	38,029	10,957

Race and ethnicity	Cases	Hospitalizations	Deaths
White	257,509 42%	22,768 60%	7,341 67%
Hispanic	114,539 19%	8,093 21%	2,084 19%
Non-Hispanic	122,559 20%	13,790 36%	4,804 44%
Unknown	20,411 3%	885 2%	453 4%
Black	94,981 16%	9,207 24%	2,140 20%
Hispanic	4,416 1%	395 1%	69 1%
Non-Hispanic	80,958 13%	8,509 22%	1,974 18%
Unknown	9,607 2%	303 1%	97 1%
Other race	78,077 13%	4,584 12%	917 8%
Hispanic	39,861 7%	2,674 7%	455 4%
Non-Hispanic	23,177 4%	1,635 4%	353 3%
Unknown	15,039 2%	275 1%	109 1%
Unknown race	178,507 29%	1,470 4%	559 5%
Hispanic	15,704 3%	334 1%	92 1%
Non-Hispanic	3,443 1%	126 0%	39 0%
Unknown	159,360 26%	1,010 3%	428 4%
Total	609,074	38,029	10,957

Hospitalization counts include anyone who was hospitalized at some point during their illness. It does not reflect the number of people currently hospitalized. **Other race** includes any person with a race of American Indian/Alaskan native, Asian, native Hawaiian/Pacific Islander, or other.

COVID-19: deaths in Florida residents and staff of long-term care facilities

Data through Aug 27, 2020 verified as of Aug 28, 2020 at 09:25 AM

Data in this report are provisional and subject to change.

For current cases in residents or staff of long-term care facilities, please visit: <https://floridahealthcovid19.gov/>

County	Deaths		County	Deaths		County	Deaths	
Dade	694	15%	Indian River	51	1%	Okeechobee	7	0%
Palm Beach	470	10%	Clay	44	1%	Calhoun	6	0%
Pinellas	450	10%	Suwannee	43	1%	Gilchrist	6	0%
Broward	352	8%	Osceola	41	1%	Nassau	5	0%
Hillsborough	255	6%	Lake	39	1%	Jefferson	4	0%
Polk	230	5%	Okaloosa	39	1%	Baker	3	0%
Lee	224	5%	Hernando	32	1%	Lafayette	3	0%
Brevard	128	3%	St. Johns	25	1%	Bradford	2	0%
St. Lucie	121	3%	Hendry	19	0%	Hardee	2	0%
Manatee	120	3%	Bay	18	0%	Holmes	2	0%
Sarasota	119	3%	Highlands	18	0%	Desoto	1	0%
Seminole	116	3%	Citrus	17	0%	Flagler	1	0%
Duval	106	2%	Alachua	14	0%	Gulf	1	0%
Volusia	100	2%	Walton	13	0%	Levy	1	0%
Escambia	88	2%	Leon	12	0%	Monroe	1	0%
Orange	85	2%	Putnam	12	0%	Taylor	1	0%
Pasco	84	2%	Sumter	12	0%	Total	4,620	
Collier	80	2%	Washington	12	0%			
Marion	75	2%	Columbia	11	0%			
Martin	71	2%	Santa Rosa	10	0%			
Charlotte	55	1%	Madison	9	0%			
Jackson	52	1%	Gadsden	8	0%			

Note: cases are summarized by the county of usual residence. Residents and staff may be cases associated with facilities that are not in their county of usual residence, resulting in cases being included below for counties that do not have facilities with known cases.

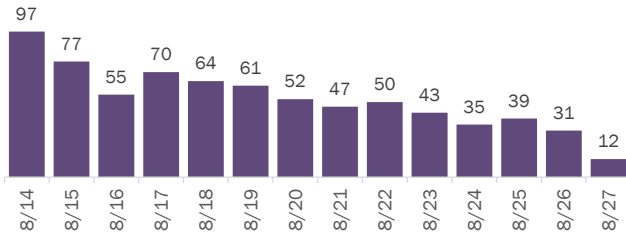
COVID-19: cases in Florida residents who have died

Data through Aug 27, 2020 verified as of Aug 28, 2020 at 09:25 AM

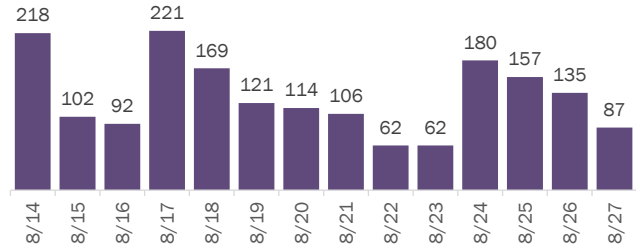
Data in this report are provisional and subject to change.

Demographics for all identified COVID-19 deaths: 10,957

Deaths by date of death



Deaths by date reported to the Department



Median age: 79 years

Age group	Deaths	Cases	Case fatality rate	Mortality rate per 100,000 population
0-4 years	0	10,377	0.0%	0.0
5-14 years	4	25,098	0.0%	0.2
15-24 years	27	90,611	0.0%	1.1
25-34 years	72	114,959	0.1%	2.5
35-44 years	208	99,971	0.2%	8.0
45-54 years	456	97,718	0.5%	16.4
55-64 years	1,178	79,735	1.5%	40.7
65-74 years	2,301	46,317	5.0%	94.8
75-84 years	3,179	26,673	11.9%	226.4
85+ years	3,532	15,591	22.7%	611.6
Unknown	0	2,024	0.0%	
Total	10,957	609,074	1.8%	50.7

Race	Deaths	Cases	Case fatality rate	Mortality rate per 100,000 population
White	7,341	257,509	2.9%	44.0
Black	2,140	94,981	2.3%	58.5
Other	917	78,077	1.2%	73.7
Unknown	559	178,507	0.3%	
Total	10,957	609,074	1.8%	50.7

Gender	Deaths	Cases	Case fatality rate	Mortality rate per 100,000 population
Female	4,877	311,213	1.6%	44.2
Male	6,068	293,688	2.1%	57.5
Unknown	12	4,173	0.3%	
Total	10,957	609,074	1.8%	50.7

Ethnicity	Deaths	Cases	Case fatality rate	Mortality rate per 100,000 population
Hispanic	2,700	174,520	1.5%	47.5
Non-Hispanic	7,170	230,137	3.1%	45.0
Unknown	1,087	204,417	0.5%	
Total	10,957	609,074	1.8%	50.7

Age group distribution for deaths reported since previous report, previous 2 weeks, and cumulatively

91 deaths reported since previous report		1,826 deaths reported from Aug 14 - Aug 27		10,957 deaths reported cumulatively	
0-4 years	0	0-4 years	0	0-4 years	0
5-14 years	0	5-14 years	1	5-14 years	4
15-24 years	0	15-24 years	6	15-24 years	27
25-34 years	0	25-34 years	10	25-34 years	72
35-44 years	1	35-44 years	24	35-44 years	208
45-54 years	2	45-54 years	66	45-54 years	456
55-64 years	7	55-64 years	224	55-64 years	1,178
65-74 years	29	65-74 years	415	65-74 years	2,301
75-84 years	24	75-84 years	537	75-84 years	3,179
85+ years	28	85+ years	543	85+ years	3,532
Unknown	0	Unknown	0	Unknown	0

COVID-19: cases in Florida residents who have died

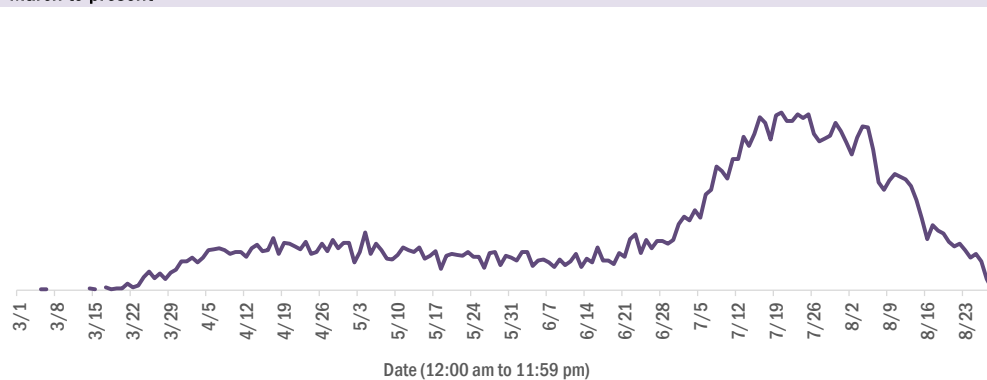
Data through Aug 27, 2020 verified as of Aug 28, 2020 at 09:25 AM

Data in this report are provisional and subject to change.

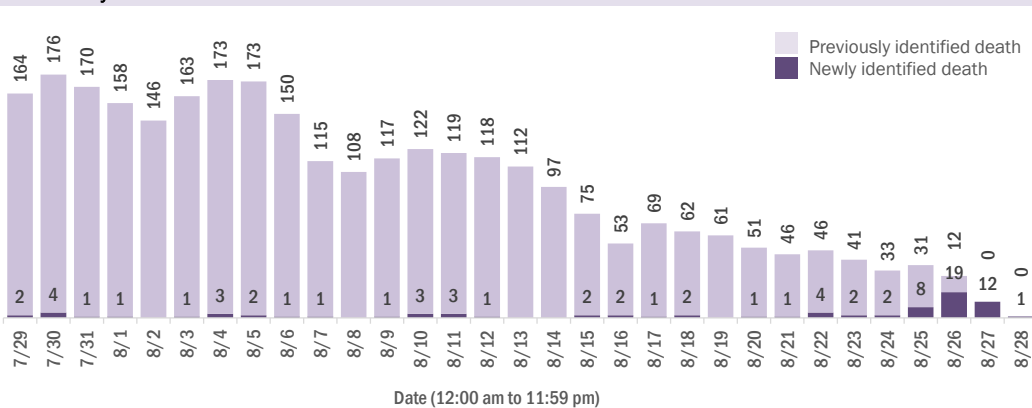
Deaths In Florida residents by date of death

10,957 deaths reported cumulatively, 91 deaths reported since previous report

March to present



Past 30 days



COVID-19: characteristics of 615,806 cases

Data through Aug 27, 2020 verified as of Aug 28, 2020 at 09:25 AM

Data in this report are provisional and subject to change.

Tables below include cases in Florida residents and non-Florida residents.

All 67 Florida counties have cases:

County	FL resident cases		Non-FL resident cases	Total cases	FL resident deaths	FL death rate
Dade	154,216	25%	1,202	155,418	2,372	1.5%
Broward	69,951	11%	562	70,513	1,175	1.7%
Palm Beach	41,201	7%	357	41,558	1,099	2.7%
Hillsborough	36,417	6%	157	36,574	541	1.5%
Orange	35,034	6%	415	35,449	370	1.1%
Duval	25,897	4%	272	26,169	251	1.0%
Pinellas	19,595	3%	145	19,740	645	3.3%
Lee	18,170	3%	291	18,461	417	2.3%
Polk	16,635	3%	57	16,692	429	2.6%
Collier	11,413	2%	104	11,517	174	1.5%
Escambia	10,071	2%	995	11,066	184	1.8%
Osceola	10,902	2%	86	10,988	128	1.2%
Manatee	10,231	2%	109	10,340	255	2.5%
Volusia	9,111	1%	63	9,174	187	2.1%
Marion	8,308	1%	13	8,321	169	2.0%
Pasco	7,898	1%	51	7,949	173	2.2%
Seminole	7,901	1%	33	7,934	172	2.2%
Sarasota	7,075	1%	61	7,136	201	2.8%
Brevard	7,110	1%	22	7,132	207	2.9%
St. Lucie	6,870	1%	26	6,896	235	3.4%
Lake	6,236	1%	39	6,275	103	1.7%
Leon	6,001	1%	144	6,145	31	0.5%
Bay	5,234	1%	81	5,315	78	1.5%
Alachua	5,055	1%	62	5,117	31	0.6%
Santa Rosa	4,551	1%	41	4,592	55	1.2%
Martin	4,333	1%	29	4,362	114	2.6%
St. Johns	4,203	1%	60	4,263	56	1.3%
Okaloosa	4,066	1%	28	4,094	76	1.9%
Clay	3,850	1%	14	3,864	75	1.9%
Columbia	3,302	1%	14	3,316	32	1.0%
Indian River	2,793	0%	18	2,811	97	3.5%
Charlotte	2,616	0%	6	2,622	108	4.1%
Hernando	2,499	0%	17	2,516	79	3.2%
Suwannee	2,389	0%	17	2,406	59	2.5%
Jackson	2,295	0%	19	2,314	65	2.8%

County	FL resident cases		Non-FL resident cases	Total cases	FL resident deaths	FL death rate
Gadsden	2,260	0%	8	2,268	31	1.4%
Citrus	2,048	0%	6	2,054	55	2.7%
Hendry	1,955	0%	2	1,957	39	2.0%
Sumter	1,810	0%	9	1,819	48	2.7%
Highlands	1,788	0%	7	1,795	62	3.5%
Putnam	1,755	0%	2	1,757	36	2.1%
Monroe	1,685	0%	29	1,714	16	0.9%
Walton	1,487	0%	135	1,622	20	1.3%
Nassau	1,515	0%	105	1,620	18	1.2%
Desoto	1,465	0%	3	1,468	22	1.5%
Flagler	1,275	0%	13	1,288	15	1.2%
Okeechobee	1,215	0%	4	1,219	15	1.2%
Taylor	1,182	0%	3	1,185	5	0.4%
Lafayette	1,184	0%	0	1,184	7	0.6%
Baker	1,143	0%	0	1,143	4	0.3%
Hardee	1,076	0%	7	1,083	9	0.8%
Washington	987	0%	11	998	15	1.5%
Unknown	246	0%	713	959	0	0.0%
Levy	887	0%	4	891	6	0.7%
Wakulla	874	0%	6	880	7	0.8%
Madison	838	0%	14	852	14	1.7%
Gulf	807	0%	11	818	11	1.4%
Bradford	705	0%	0	705	5	0.7%
Dixie	696	0%	1	697	4	0.6%
Hamilton	687	0%	5	692	4	0.6%
Holmes	605	0%	11	616	5	0.8%
Union	569	0%	0	569	5	0.9%
Calhoun	553	0%	1	554	8	1.4%
Franklin	525	0%	4	529	3	0.6%
Jefferson	488	0%	8	496	6	1.2%
Glades	453	0%	0	453	3	0.7%
Gilchrist	451	0%	0	451	9	2.0%
Liberty	431	0%	0	431	7	1.6%
Total	609,074		6,732	615,806	10,957	1.8%

COVID-19: characteristics of 609,074 Florida resident cases

Data through Aug 27, 2020 verified as of Aug 28, 2020 at 09:25 AM

Data in this report are provisional and subject to change.

The table below includes the cities and counties of residence for cases in Florida residents based on the patient's ZIP Code. Note that city is not always received as part of the initial notification and may be missing while the case is being investigated.

City and county	Cases
Miami, Dade	91,499
Orlando, Orange	26,326
Jacksonville, Duval	24,160
Hialeah, Dade	22,092
Tampa, Hillsborough	21,847
Fort Lauderdale, Broward	15,466
Hollywood, Broward	13,310
Homestead, Dade	10,386
West Palm Beach, Palm Beach	10,376
Kissimmee, Osceola	8,773
Naples, Collier	8,398
Pompano Beach, Broward	8,154
Pensacola, Escambia	8,088
Saint Petersburg, Pinellas	8,002
Fort Myers, Lee	7,527
Bradenton, Manatee	6,993
Ocala, Marion	6,562
Tallahassee, Leon	5,809
Lake Worth, Palm Beach	5,730
Boca Raton, Palm Beach	5,649
Lakeland, Polk	5,343
Sarasota, Sarasota	5,117
Miramar, Broward	4,490
Cape Coral, Lee	4,254
Gainesville, Alachua	4,068
Port Saint Lucie, St. Lucie	4,054
Miami Gardens, Dade	3,936
Clearwater, Pinellas	3,916
Boynton Beach, Palm Beach	3,706
Lehigh Acres, Lee	3,644
Miami Beach, Dade	3,498
Panama City, Bay	3,401
Winter Haven, Polk	3,243
Coral Springs, Broward	3,133
Lake City, Columbia	3,132
Delray Beach, Palm Beach	2,821
Sunrise, Broward	2,586
Davie, Broward	2,558
Milton, Santa Rosa	2,506
Fort Pierce, St. Lucie	2,482
Brandon, Hillsborough	2,385
Opa Locka, Dade	2,350
Plant City, Hillsborough	2,339
Missing, Broward	2,336
Riverview, Hillsborough	2,333
Saint Augustine, St. Johns	2,250
Doral, Dade	2,244
Immokalee, Collier	2,240
Apopka, Orange	2,239
Melbourne, Brevard	2,112
Largo, Pinellas	2,073
Stuart, Martin	2,060
North Miami Beach, Dade	2,031
Daytona Beach, Volusia	2,027
Live Oak, Suwannee	2,025
Vero Beach, Indian River	1,980
Plantation, Broward	1,970
Sanford, Seminole	1,955

COVID-19: characteristics of 609,074 Florida resident cases

Data through Aug 27, 2020 verified as of Aug 28, 2020 at 09:25 AM

Data in this report are provisional and subject to change.

The table below includes the cities and counties of residence for cases in Florida residents based on the patient's ZIP Code. Note that city is not always received as part of the initial notification and may be missing while the case is being investigated.

City and county	Cases
Tamarac, Broward	1,937
Deerfield Beach, Broward	1,932
Miami Lakes, Dade	1,886
Jupiter, Palm Beach	1,839
Saint Cloud, Osceola	1,815
Orange Park, Clay	1,767
New Port Richey, Pasco	1,749
Deltona, Volusia	1,669
Coral Gables, Dade	1,654
Clermont, Lake	1,595
Weston, Broward	1,586
Margate, Broward	1,578
Palm Bay, Brevard	1,530
Lake Worth Beach, Palm Beach	1,524
Palmetto, Manatee	1,520
Deland, Volusia	1,459
Fort Walton Beach, Okaloosa	1,441
North Lauderdale, Broward	1,387
Missing, Dade	1,385
Coconut Creek, Broward	1,378
Spring Hill, Hernando	1,341
Port Charlotte, Charlotte	1,339
Cutler Ridge, Dade	1,339
Palm Beach Gardens, Palm Beach	1,337
Hallandale, Broward	1,335
Haines City, Polk	1,319
Altamonte Springs, Seminole	1,298
Davenport, Polk	1,297
Arcadia, Desoto	1,292
Winter Garden, Orange	1,274
Winter Park, Orange	1,248
Ocoee, Orange	1,246
Oviedo, Seminole	1,208
Bonita Springs, Lee	1,190
Mayo, Lafayette	1,154
Okeechobee, Okeechobee	1,147
North Miami, Dade	1,135
Quincy, Gadsden	1,127
Royal Palm Beach, Palm Beach	1,120
Land O Lakes, Pasco	1,112
Wellington, Palm Beach	1,111
Wesley Chapel, Pasco	1,108
Palm Harbor, Pinellas	1,098
Oakland Park, Broward	1,084
Perry, Taylor	1,080
Ruskin, Hillsborough	1,050
Clewiston, Hendry	1,024
Pinellas Park, Pinellas	1,013
Valrico, Hillsborough	996
Punta Gorda, Charlotte	991
Leesburg, Lake	982
Lutz, Hillsborough	976
Palm Coast, Flagler	966
Indiantown, Martin	946
Pembroke Pines, Broward	939
Longwood, Seminole	933
Seminole, Pinellas	918
Belle Glade, Palm Beach	913
Century, Escambia	908

COVID-19: characteristics of 609,074 Florida resident cases

Data through Aug 27, 2020 verified as of Aug 28, 2020 at 09:25 AM

Data in this report are provisional and subject to change.

The table below includes the cities and counties of residence for cases in Florida residents based on the patient's ZIP Code. Note that city is not always received as part of the initial notification and may be missing while the case is being investigated.

City and county	Cases
Missing, Palm Beach	902
Wimauma, Hillsborough	860
North Port, Sarasota	855
Middleburg, Clay	853
Brooksville, Hernando	853
Palatka, Putnam	840
Florida City, Dade	838
Crestview, Okaloosa	835
Lynn Haven, Bay	815
Ormond Beach, Volusia	805
Casselberry, Seminole	804
Bartow, Polk	794
Carol City, Dade	787
Windermere, Orange	785
Key West, Monroe	781
Cantonment, Escambia	769
Cocoa, Brevard	769
Chipley, Washington	766
Sebring, Highlands	764
Kissimmee, Polk	754
Graceville, Jackson	753
Jacksonville Beach, Duval	750
Auburndale, Polk	750
Crawfordville, Wakulla	717
Lake Mary, Seminole	705
North Fort Myers, Lee	694
Dade City, Pasco	694
Crossings, Dade	693
Tavares, Lake	689
Zephyrhills, Pasco	682
Hudson, Pasco	670
Aventura, Dade	663
Gulf Breeze, Santa Rosa	662
Port Orange, Volusia	661
Panama City Beach, Bay	660
Lake Wales, Polk	658
Sanderson, Baker	634
Port Richey, Pasco	631
Labelle, Hendry	625
Loxahatchee, Palm Beach	617
Marianna, Jackson	612
Venice, Sarasota	603
Tarpon Springs, Pinellas	592
Winter Springs, Seminole	590
Riviera Beach, Palm Beach	589
Seffner, Hillsborough	572
Mulberry, Polk	567
Fernandina Beach, Nassau	564
Cooper City, Broward	561
Navarre, Santa Rosa	561
Sarasota, Manatee	555
Saint Johns, St. Johns	546
Avon Park, Highlands	545
Starke, Bradford	542
Orange City, Volusia	542
Maitland, Orange	541
Destin, Okaloosa	536
Merritt Island, Brevard	531
Everglades National Park, Dade	529

COVID-19: characteristics of 609,074 Florida resident cases

Data through Aug 27, 2020 verified as of Aug 28, 2020 at 09:25 AM

Data in this report are provisional and subject to change.

The table below includes the cities and counties of residence for cases in Florida residents based on the patient's ZIP Code. Note that city is not always received as part of the initial notification and may be missing while the case is being investigated.

City and county	Cases
South Bay, Palm Beach	526
Eustis, Lake	523
Holiday, Pasco	521
Ponte Vedra Beach, St. Johns	518
Defuniak Springs, Walton	507
Santa Rosa Beach, Walton	507
Palm City, Martin	500
Madison, Madison	498
Missing, Collier	496
Inverness, Citrus	495
The Villages, Sumter	493
Green Cove Springs, Clay	491
Wauchula, Hardee	489
Niceville, Okaloosa	485
Dunedin, Pinellas	482
Fleming Island, Clay	479
Dover, Hillsborough	476
Titusville, Brevard	475
Dania, Broward	473
Key Biscayne, Dade	463
Jasper, Hamilton	462
Wewahitchka, Gulf	460
New Smyrna Beach, Volusia	458
Coconut Grove, Dade	458
Gibsonton, Hillsborough	457
Parrish, Manatee	454
Mount Dora, Lake	452
Bonifay, Holmes	452
Havana, Gadsden	448
Groveland, Lake	446
Lake Butler, Union	439
Lantana, Palm Beach	439
Pahokee, Palm Beach	438
Missing, Hillsborough	436
Rockledge, Brevard	435
Monticello, Jefferson	433
Estero, Lee	431
Parkland, Broward	426
Biscayne Park, Dade	424
El Portal, Dade	423
Moore Haven, Glades	420
Missing, Orange	417
Missing, Duval	416
Cross City, Dixie	413
Odessa, Hillsborough	400
South Miami, Dade	396
Hobe Sound, Martin	396
Fellsmere, Indian River	390
Pinecrest, Dade	383
Lauderdale Lakes, Broward	382
Crescent City, Putnam	376
Blountstown, Calhoun	357
Carrabelle, Franklin	354
Pace, Santa Rosa	354
Palm Springs, Palm Beach	353
Debary, Volusia	353
Sun City Center, Hillsborough	352
Atlantic Beach, Duval	350
Bristol, Liberty	349

COVID-19: characteristics of 609,074 Florida resident cases

Data through Aug 27, 2020 verified as of Aug 28, 2020 at 09:25 AM

Data in this report are provisional and subject to change.

The table below includes the cities and counties of residence for cases in Florida residents based on the patient's ZIP Code. Note that city is not always received as part of the initial notification and may be missing while the case is being investigated.

City and county	Cases
Oldsmar, Pinellas	346
Polk City, Polk	344
Coral, Dade	340
Wildwood, Sumter	338
Lauderhill, Broward	336
Lithia, Hillsborough	334
North Palm Beach, Palm Beach	332
Summerfield, Marion	332
Missing, Pasco	330
Alachua, Alachua	329
Missing, Santa Rosa	321
Missing, St. Lucie	319
Frostproof, Polk	313
Apollo Beach, Hillsborough	311
South Miami Heights, Dade	310
Missing, Polk	310
Macclenny, Baker	309
Uleta, Dade	307
Belleview, Marion	305
Missing, St. Johns	303
Yulee, Nassau	302
Chattahoochee, Gadsden	300
Crystal River, Citrus	294
Williston, Levy	291
Ellenton, Manatee	286
Lake Placid, Highlands	284
Wilton Manors, Broward	276
Coleman, Sumter	275
Sebastian, Indian River	274
Dunnellon, Marion	270
Trenton, Gilchrist	269
Safety Harbor, Pinellas	269
Bushnell, Sumter	268
Fort Meade, Polk	267
Ponte Vedra, St. Johns	266
Bowling Green, Hardee	263
Missing, Hendry	262
Callahan, Nassau	258
Homosassa, Citrus	256
Sneads, Jackson	243
Port Saint Joe, Gulf	241
Key Largo, Monroe	240
Lady Lake, Lake	239
Chiefland, Levy	239
Jensen Beach, Martin	237
Old Town, Dixie	237
Missing, Citrus	232
Newberry, Alachua	230
Missing, Volusia	226
Malone, Jackson	224
Kendall, Dade	219
Mary Esther, Okaloosa	215
Hilliard, Nassau	213
Edgewater, Volusia	207
Palmetto Bay, Dade	205
Missing, Marion	202
Mascotte, Lake	201
Olympia Heights, Dade	201
Shalimar, Okaloosa	199

COVID-19: characteristics of 609,074 Florida resident cases

Data through Aug 27, 2020 verified as of Aug 28, 2020 at 09:25 AM

Data in this report are provisional and subject to change.

The table below includes the cities and counties of residence for cases in Florida residents based on the patient's ZIP Code. Note that city is not always received as part of the initial notification and may be missing while the case is being investigated.

City and county	Cases
Missing, Hernando	198
Lake Alfred, Polk	195
Lecanto, Citrus	192
Freeport, Walton	192
Missing, Hardee	192
Southwest Ranches, Broward	191
Missing, Osceola	189
Missing, Madison	188
Thonotosassa, Hillsborough	187
Missing, Brevard	185
Sweetwater, Dade	183
Beverly Hills, Citrus	181
Minneola, Lake	178
Missing, Highlands	178
Marathon, Monroe	175
Jacksonville, St. Johns	173
Marco Island, Collier	171
Bronson, Levy	171
Spring Hill, Pasco	166
Missing, Seminole	164
Satellite Beach, Brevard	164
West Melbourne, Brevard	160
Citra, Marion	159
Missing, Monroe	156
Fisher Island, Dade	155
Myakka City, Manatee	154
Pierson, Volusia	154
Cocoa Beach, Brevard	153
Missing, Sarasota	153
Neptune Beach, Duval	153
Missing, Martin	152
Fort White, Columbia	150
Midway, Gadsden	149
Nokomis, Sarasota	149
Sorrento, Lake	148
Missing, Desoto	148
Dunnellon, Citrus	143
Clearwater Beach, Pinellas	143
Keystone Heights, Clay	142
Belle Isle, Orange	142
Lake Park, Palm Beach	142
Jennings, Hamilton	137
De Leon Springs, Volusia	137
Missing, Nassau	137
Oakland, Orange	137
Englewood, Charlotte	137
Missing, Pinellas	136
Missing, Indian River	135
Gulfport, Pinellas	132
Fruitland Park, Lake	131
Miramar Beach, Walton	130
Bell, Gilchrist	130
Medley, Dade	129
Molino, Escambia	128
Jay, Santa Rosa	128
Umatilla, Lake	128
High Springs, Alachua	127
Glen Saint Mary, Baker	125
Tavernier, Monroe	125

COVID-19: characteristics of 609,074 Florida resident cases

Data through Aug 27, 2020 verified as of Aug 28, 2020 at 09:25 AM

Data in this report are provisional and subject to change.

The table below includes the cities and counties of residence for cases in Florida residents based on the patient's ZIP Code. Note that city is not always received as part of the initial notification and may be missing while the case is being investigated.

City and county	Cases
Holly Hill, Volusia	123
Missing, Unknown	123
Hernando, Citrus	121
Indialantic, Brevard	119
Cottondale, Jackson	119
Kenneth City, Pinellas	118
Palm Beach, Palm Beach	118
Golden Beach, Dade	117
Bunnell, Flagler	117
Zolfo Springs, Hardee	115
Alva, Lee	113
Missing, Okaloosa	112
Silver Springs, Marion	112
Missing, Lake	110
Branford, Suwannee	109
Gretna, Gadsden	109
Missing, Clay	107
Oxford, Sumter	107
East Palatka, Putnam	107
Youngstown, Bay	106
Englewood, Sarasota	106
Missing, Gulf	103
South Daytona, Volusia	101
Tequesta, Palm Beach	100
Trinity, Pasco	100
Edgewood, Orange	99
Missing, Wakulla	99
Montverde, Lake	98
Missing, Leon	96
Missing, Gadsden	96
Missing, Flagler	95
Missing, Jackson	95
Flagler Beach, Flagler	94
Weeki Wachee, Hernando	93
Eagle Lake, Polk	92
Missing, Levy	92
South Pasadena, Pinellas	91
Altha, Calhoun	90
Ocklawaha, Marion	89
Archer, Alachua	88
Gotha, Orange	87
Hawthorne, Alachua	87
Greenwood, Jackson	87
Baker, Okaloosa	87
Rotunda West, Charlotte	86
Missing, Washington	85
Haverhill, Palm Beach	85
White Springs, Hamilton	84
Interlachen, Putnam	83
Dundee, Polk	82
Chuluota, Seminole	82
Cape Canaveral, Brevard	81
Apalachicola, Franklin	81
Raiford, Union	81
O Brien, Suwannee	80
Mims, Brevard	80
Fort Myers Beach, Lee	80
Missing, Manatee	78
Webster, Sumter	77

COVID-19: characteristics of 609,074 Florida resident cases

Data through Aug 27, 2020 verified as of Aug 28, 2020 at 09:25 AM

Data in this report are provisional and subject to change.

The table below includes the cities and counties of residence for cases in Florida residents based on the patient's ZIP Code. Note that city is not always received as part of the initial notification and may be missing while the case is being investigated.

City and county	Cases
Floral City, Citrus	77
Geneva, Seminole	77
Zellwood, Orange	77
Satsuma, Putnam	76
Vernon, Washington	75
Osprey, Sarasota	75
Southport, Bay	75
Greenville, Madison	74
Lake Panasoffkee, Sumter	74
Missing, Baker	73
Pomona Park, Putnam	73
Hastings, St. Johns	72
Lawtey, Bradford	71
Melbourne Beach, Brevard	70
Ave Maria, Collier	70
Missing, Calhoun	67
Missing, Escambia	67
Grand Island, Lake	67
Hiawassee, Orange	66
Avon Park, Polk	66
Reddick, Marion	66
Bay Harbor Islands, Dade	65
Missing, Okeechobee	65
Mcdavid, Escambia	63
Missing, Sumter	63
Indian Rocks Beach, Pinellas	62
West Miami, Dade	62
Grand Ridge, Jackson	61
Missing, Walton	60
Florida State University, Leon	59
Fountain, Bay	59
Melrose, Putnam	59
Lee, Madison	59
San Antonio, Pasco	58
Indian Harbour Beach, Brevard	58
Wellborn, Suwannee	57
Azalea Park, Orange	56
Eastpoint, Franklin	56
Islamorada, Monroe	54
Alford, Jackson	54
Mcalpin, Suwannee	54
Mangonia Park, Palm Beach	54
Surfside, Dade	54
Morrison, Levy	53
Missing, Taylor	52
Bal Harbour, Dade	52
Lakewood Ranch, Manatee	52
Elkton, St. Johns	52
Missing, Bradford	51
Greenacres, Palm Beach	51
Missing, Holmes	51
Westville, Holmes	51
Atlantis, Palm Beach	50
Seville, Volusia	50
Viera, Brevard	49
Anthony, Marion	49
Stock Island, Monroe	49
Missing, Gilchrist	48
Weirsdale, Marion	48

COVID-19: characteristics of 609,074 Florida resident cases

Data through Aug 27, 2020 verified as of Aug 28, 2020 at 09:25 AM

Data in this report are provisional and subject to change.

The table below includes the cities and counties of residence for cases in Florida residents based on the patient's ZIP Code. Note that city is not always received as part of the initial notification and may be missing while the case is being investigated.

City and county	Cases
Astatula, Lake	48
Missing, Suwannee	47
Ponce De Leon, Holmes	47
Center Hill, Sumter	47
Bokeelia, Lee	46
Poinciana, Polk	46
Citrus Springs, Citrus	44
Caryville, Washington	44
Micanopy, Alachua	44
Valparaiso, Okaloosa	43
Missing, Bay	43
Lockhart, Orange	43
Lake Hamilton, Polk	43
Sanibel, Lee	41
Hosford, Liberty	40
Steinhatchee, Taylor	40
Babson Park, Polk	40
Celebration, Osceola	40
Christmas, Orange	40
Bay Lake, Orange	39
Lake Helen, Volusia	39
Howey-In-The-Hills, Lake	39
Inlet Beach, Walton	39
Missing, Liberty	39
Laurel Hill, Okaloosa	38
Bryceville, Nassau	38
Eglin Air Force Base, Okaloosa	38
Summerland Key, Monroe	37
Malabar, Brevard	37
Juno Beach, Palm Beach	37
Cloud Lake, Palm Beach	37
Hallandale Beach, Broward	37
Princeton, Dade	36
Missing, Jefferson	36
Welaka, Putnam	36
Lady Lake, Sumter	35
Fern Park, Seminole	35
Missing, Dixie	34
Cutler Bay, Dade	34
Lauderdale By The Sea, Broward	34
Fort Mccoy, Marion	33
Osteen, Volusia	33
Belleair, Pinellas	33
Missing, Lee	33
Sumterville, Sumter	33
Big Pine Key, Monroe	32
San Mateo, Putnam	32
Flemington, Marion	32
Canal Point, Palm Beach	32
Madeira Beach, Pinellas	31
Singer Island, Palm Beach	31
Greensboro, Gadsden	30
Missing, Franklin	30
Centerville, Leon	30
The Villages, Lake	30
Destin, Walton	29
Hypoluxo, Palm Beach	29
Yalaha, Lake	29
Felda, Hendry	29

COVID-19: characteristics of 609,074 Florida resident cases

Data through Aug 27, 2020 verified as of Aug 28, 2020 at 09:25 AM

Data in this report are provisional and subject to change.

The table below includes the cities and counties of residence for cases in Florida residents based on the patient's ZIP Code. Note that city is not always received as part of the initial notification and may be missing while the case is being investigated.

City and county	Cases
Holt, Okaloosa	28
Bradenton Beach, Manatee	27
Eatonville, Orange	27
Saint James City, Lee	27
Missing, Charlotte	27
Missing, Union	26
Naranja, Dade	26
Paisley, Lake	26
Astor, Lake	25
Air Mail Facility, Dade	25
Clarksville, Calhoun	25
Panacea, Wakulla	25
Patrick Air Force Base, Brevard	25
Oak Hill, Volusia	24
Belleair Beach, Pinellas	24
Sopchoppy, Wakulla	24
Ochopee, Collier	24
Brooker, Bradford	24
Odessa, Pasco	24
Altoona, Lake	24
Sunny Isles Beach, Dade	23
Bascom, Jackson	23
Grant-Valkaria, Brevard	23
Jupiter, Martin	23
Florida Dept Of Corrections, Union	22
Unknown, Orange	22
Campbellton, Jackson	22
Missing, Lafayette	21
Longboat Key, Manatee	21
Kindred, Osceola	21
Lehigh, Lee	21
Ponce Inlet, Volusia	21
Fruit Cove, St. Johns	20
Florahome, Putnam	20
Matlacha, Lee	20
Inglis, Levy	20
Waldo, Alachua	20
Baldwin, Duval	20
Village Of Wellington, Palm Beach	20
Crystal Beach, Pinellas	20
Temple Terrace, Hillsborough	19
Callaway, Bay	19
Holmes Beach, Manatee	19
Placida, Charlotte	19
Dinsmore, Duval	19
Miami Springs, Dade	19
Lamont, Jefferson	19
Pinetta, Madison	19
Kissimmee, Orange	19
Alafaya, Orange	18
West Panama City Beach, Bay	18
Georgetown, Putnam	18
Ona, Hardee	17
Tierra Verde, Pinellas	17
Highland Beach, Palm Beach	17
Hialeah Gardens, Dade	17
Waverly, Polk	17
Okahumpka, Lake	16
Tice, Lee	16

COVID-19: characteristics of 609,074 Florida resident cases

Data through Aug 27, 2020 verified as of Aug 28, 2020 at 09:25 AM

Data in this report are provisional and subject to change.

The table below includes the cities and counties of residence for cases in Florida residents based on the patient's ZIP Code. Note that city is not always received as part of the initial notification and may be missing while the case is being investigated.

City and county	Cases
Palm Beach Shores, Palm Beach	16
Manalapan, Palm Beach	16
Walnut Hill, Escambia	16
Fort Denaud, Hendry	15
North Bay Village, Dade	15
Saint Pete Beach, Pinellas	15
Miami Shores, Dade	14
Bay Pines, Pinellas	14
Winter Park, Seminole	14
Carrollwood, Hillsborough	14
Hampton, Bradford	14
Hollister, Putnam	14
Dania Beach, Broward	14
Eaton Park, Polk	14
Balm, Hillsborough	14
Terra Ceia, Manatee	14
Santa Fe, Alachua	14
Missing, Alachua	14
Ocean Ridge, Palm Beach	13
University Of Central Florida, Orange	13
West Park, Broward	13
Harmony, Osceola	13
Miami, Unknown	13
Lighthouse Point, Broward	13
Barefoot Bay, Brevard	13
Missing, Glades	12
Palm Shores, Brevard	12
Intercession City, Osceola	12
Sydney, Hillsborough	12
Tyndall Air Force Base, Bay	12
Village Of Palmetto Bay, Dade	12
Goulds, Dade	12
Nocatee, Desoto	12
Missing, Putnam	11
Tioga, Alachua	11
Sun City, Hillsborough	11
Sebastian, Brevard	11
Bellview, Escambia	11
Labelle, Glades	11
Missing, Columbia	11
Kinard, Calhoun	11
North Redington Beach, Pinellas	11
La Crosse, Alachua	10
Unknown, Dade	10
Palmdale, Glades	10
Pensacola Beach, Santa Rosa	10
Mexico Beach, Bay	10
Heathrow, Seminole	10
University Of Miami, Dade	10
Lake Suzy, Desoto	10
Kenansville, Osceola	10
Bayonet Point, Pasco	10
Orange Lake, Marion	10
Treasure Island, Pinellas	10
Branford, Lafayette	9
Homosassa Springs, Citrus	9
Enterprise, Volusia	9
Key Colony Beach, Monroe	9
Highland City, Polk	9

COVID-19: characteristics of 609,074 Florida resident cases

Data through Aug 27, 2020 verified as of Aug 28, 2020 at 09:25 AM

Data in this report are provisional and subject to change.

The table below includes the cities and counties of residence for cases in Florida residents based on the patient's ZIP Code. Note that city is not always received as part of the initial notification and may be missing while the case is being investigated.

City and county	Cases
Dowling Park, Suwannee	9
Lorida, Highlands	9
Kathleen, Polk	9
Reunion, Osceola	9
Sewalls Point, Martin	9
Bagdad, Santa Rosa	9
Bradley, Polk	8
Paxton, Walton	8
Lutz, Pasco	8
Cedar Key, Levy	8
Lacoochee, Pasco	8
Hernando Beach, Hernando	8
Wabasso, Indian River	8
Eloise, Polk	7
Gonzalez, Escambia	7
Aloma, Orange	7
Buena Ventura Lakes, Osceola	7
South Palm Beach, Palm Beach	7
Wahneta, Polk	7
Venus, Highlands	7
Sparr, Marion	7
Plymouth, Orange	7
Lake City, Suwannee	7
North Venice, Sarasota	7
Tangerine, Orange	7
Jacksonville, Unknown	6
Quail Heights, Dade	6
Loughman, Polk	6
Palma Sola, Manatee	6
Maitland, Seminole	6
Hialeah, Unknown	6
Mcintosh, Marion	6
Pasadena, Pinellas	6
Goodland, Collier	6
Altamonte Springs, Orange	6
Perdido Key, Escambia	6
Nichols, Polk	6
Tallevast, Manatee	6
Steinhatchee, Dixie	6
Saint Marks, Wakulla	6
Psl, Unknown	6
Rubonia, Manatee	5
Indian Lake Estates, Polk	5
Poinciana, Osceola	5
Perrine, Dade	5
Northdale, Hillsborough	5
West Delray Beach, Palm Beach	5
Horseshoe Beach, Dixie	5
Crystal Springs, Pasco	5
Long Key, Monroe	5
South Fort Myers, Lee	5
Ponce De Leon, Walton	5
Trilby, Pasco	5
Penney Farms, Clay	5
Woodville, Leon	5
Yankeetown, Levy	5
Long Boat Key, Manatee	5
Ebro, Washington	5
Ridge Manor, Pasco	5

COVID-19: characteristics of 609,074 Florida resident cases

Data through Aug 27, 2020 verified as of Aug 28, 2020 at 09:25 AM

Data in this report are provisional and subject to change.

The table below includes the cities and counties of residence for cases in Florida residents based on the patient's ZIP Code. Note that city is not always received as part of the initial notification and may be missing while the case is being investigated.

City and county	Cases
Micco, Brevard	5
Ferndale, Lake	5
Lake Monroe, Seminole	5
Lowell, Marion	5
Mango, Hillsborough	5
Parker, Bay	5
Shady Grove, Taylor	5
Boca Grande, Lee	5
Hallandale Beach, Broward	5
Buckingham, Lee	4
Pembroke Park, Broward	4
Mayport, Duval	4
Little Torch Key, Monroe	4
Lake Como, Putnam	4
Laud-By-The-Sea, Broward	4
Apopka, Seminole	4
Saint Lucie West, St. Lucie	4
Siesta Key, Sarasota	4
Bonifay, Washington	4
Murdock, Charlotte	4
Missing, Hamilton	4
Cudjoe Key, Monroe	4
Anna Maria, Manatee	4
Homeland, Polk	4
Nobleton, Hernando	4
Na, Dade	4
Celebration, Orange	4
Durant, Hillsborough	4
Leisure City, Dade	4
New Smyrna, Volusia	4
Oneco, Manatee	4
City Of Sunrise, Broward	4
Hollywood, Unknown	4
Gulf Stream, Palm Beach	4
Miromar Lakes, Lee	4
Ybor City, Hillsborough	4
Lulu, Columbia	4
Maxville, Duval	4
Ft Pierce, St. Lucie	4
Gulf Breeze, Escambia	4
Gulf Hammock, Levy	4
F M, Lee	4
Indian Creek Village, Dade	3
Lakeshore, Polk	3
Miami Gardens, Unknown	3
Clarcona, Orange	3
White Springs, Columbia	3
Sugarloaf, Monroe	3
Pine Castle, Orange	3
Salt Springs, Marion	3
Ozona, Pinellas	3
Mayport Naval Housing, Duval	3
Indian River Shores, Indian River	3
International Service Center, Dade	3
Elfers, Pasco	3
Evinston, Alachua	3
Fanning Springs, Gilchrist	3
Fpo, Duval	3
Cinco Bayou, Okaloosa	3

COVID-19: characteristics of 609,074 Florida resident cases

Data through Aug 27, 2020 verified as of Aug 28, 2020 at 09:25 AM

Data in this report are provisional and subject to change.

The table below includes the cities and counties of residence for cases in Florida residents based on the patient's ZIP Code. Note that city is not always received as part of the initial notification and may be missing while the case is being investigated.

City and county	Cases
Braden River, Manatee	3
Mount Plymouth, Lake	3
Westchase, Hillsborough	3
Vernon, Bay	3
Virginia Gardens, Dade	3
Lauderhill, Unknown	3
Florida International University, Dade	3
El Jobean, Charlotte	3
Point Washington, Walton	3
Port Saint John, Brevard	3
Roseland, Indian River	3
Saint Leo, Pasco	3
West Palm Beach, Unknown	3
Orlando, Osceola	3
Hurlburt Field, Okaloosa	3
Grove City, Charlotte	3
Fort Charlotte, Charlotte	3
Everglades City, Collier	3
Bayshore Gardens, Manatee	3
Cottdale, Washington	3
Duette, Manatee	3
East Lake, Marion	3
Port Salerno, Martin	3
Redington Shores, Pinellas	3
Saint George Island, Franklin	3
Wausau, Washington	3
Telogia, Liberty	3
Champions Gate, Polk	3
Alturas, Polk	3
Davenport, Osceola	3
Fort Ogden, Desoto	3
Forest City, Orange	3
Green Acres, Palm Beach	3
Orlando, Unknown	3
University Park, Manatee	3
None, Dade	3
Belleair Bluffs, Pinellas	3
Captiva, Lee	3
Fort Lauderdale, Unknown	3
Fairfield, Marion	3
Lynbrook, Broward	3
Hawthorne, Putnam	3
Indian Shores, Pinellas	3
Pine Hills, Orange	3
Candler, Marion	3
Cortez, Manatee	3
Graceville, Holmes	3
Grandin, Putnam	2
Hollywood, Dade	2
Inlet Beach, Bay	2
Jacksonville, Clay	2
Doctors Inlet, Clay	2
Laurel, Sarasota	2
Oklawaha, Marion	2
Orlando, Seminole	2
University Of FI, Alachua	2
Tampa, Pinellas	2
Sunny Hills, Washington	2
Switzerland, St. Johns	2

COVID-19: characteristics of 609,074 Florida resident cases

Data through Aug 27, 2020 verified as of Aug 28, 2020 at 09:25 AM

Data in this report are provisional and subject to change.

The table below includes the cities and counties of residence for cases in Florida residents based on the patient's ZIP Code. Note that city is not always received as part of the initial notification and may be missing while the case is being investigated.

City and county	Cases
Watersound, Walton	2
White City, Gulf	2
Jensen Beach, St. Lucie	2
Hallandale Beach, Unknown	2
Loxahatchee Groves, Palm Beach	2
Archer, Levy	2
Ponte Vedra, Duval	2
Port Charlotte, Unknown	2
Trenton, Levy	2
The Villages, Marion	2
West Bradenton, Manatee	2
Valkaria, Brevard	2
River Ranch, Polk	2
Ramrod Key, Monroe	2
Goldenrod, Seminole	2
Lake Harbor, Palm Beach	2
Chokoloskee, Collier	2
Scottsmeer, Brevard	2
Westlake, Palm Beach	2
Orlando, Brevard	2
Wewahitchka, Calhoun	2
Redington Beach, Pinellas	2
Town N Country, Hillsborough	2
Margate, Unknown	2
Lealman, Pinellas	2
Madison, Unknown	2
Destin, Unknown	2
Daytona Beach Shores, Volusia	2
Deer Island, Lake	2
Gibsonia, Polk	2
Sugarloaf Key, Monroe	2
Sand Lake, Orange	2
Mount Dora, Orange	2
Fort Lauderdale, Dade	2
Basinger, Okeechobee	2
Dade City, Hernando	2
At Large, Broward	2
Jonesville, Alachua	2
Miami, Martin	2
Miramar, Unknown	2
Lake Butler, Bradford	2
Wakulla Springs, Wakulla	2
Union Park, Orange	2
Samoset, Manatee	2
Orange Springs, Marion	2
Palma Ceia, Hillsborough	2
Oakland Park, Unknown	2
Holder, Citrus	2
Miami, Broward	2
Nalcrest, Polk	2
Rocky Point, Hillsborough	2
Unknown, Seminole	2
Venice, Manatee	2
Cypress, Jackson	2
Deerfield Beach, Unknown	2
Glenwood, Volusia	2
Miccosukee, Leon	2
Milligan, Okaloosa	2
Homeless, Pinellas	2

COVID-19: characteristics of 609,074 Florida resident cases

Data through Aug 27, 2020 verified as of Aug 28, 2020 at 09:25 AM

Data in this report are provisional and subject to change.

The table below includes the cities and counties of residence for cases in Florida residents based on the patient's ZIP Code. Note that city is not always received as part of the initial notification and may be missing while the case is being investigated.

City and county	Cases
Lamont, Taylor	2
Miramar, Dade	2
Mesa, Unknown	2
Longboat Key, Sarasota	2
Ormond Beach, Flagler	2
Morriston, Marion	2
San Carlos Park, Lee	2
Shady Hills, Pasco	2
Pompano Beach, Unknown	2
Sorrento, Orange	2
Jacksonville Naval Hospital, Duval	2
Earleton, Alachua	2
Bayou George, Bay	2
Clewiston, Palm Beach	2
Champions Gate, Osceola	1
Cape Haze, Charlotte	1
Davie, Unknown	1
Babcock Ranch, Charlotte	1
Alva, Escambia	1
Branford, Gilchrist	1
Duck Key, Monroe	1
Interlachen, Duval	1
Jacksonville Naval Air Station, Duval	1
Jacksonville, Nassau	1
Homossa, Orange	1
Hosford, Calhoun	1
Hialeahgardens, Dade	1
Sunrtise, Dade	1
Unknown, Unknown	1
University Of Tampa, Hillsborough	1
Unk, Alachua	1
Unknown, Charlotte	1
Punta Gorda, Unknown	1
Panama City, Unknown	1
Perth Amboy, Hillsborough	1
Sharpes, Brevard	1
Sanford, Orange	1
North Fort Myers, Charlotte	1
North Laud, Unknown	1
Oldsrav, Manatee	1
Monroe, Hillsborough	1
Lucedale, St. Lucie	1
Watersound, Bay	1
Wtixrat, Dade	1
Yeehaw, Okeechobee	1
Layton, Monroe	1
Lakeland, Unknown	1
Hutchinson Island, St. Lucie	1
Jacksonville, Orange	1
Los Angeles, Dade	1
Mckinney, Broward	1
Miamc, Dade	1
Franklin, Unknown	1
Hallandale, Unknown	1
Homeless, Hillsborough	1
Hoclywsod, Dade	1
Coconut Ck, Unknown	1
Carl Fisher, Dade	1
Brooklyn, Lee	1

COVID-19: characteristics of 609,074 Florida resident cases

Data through Aug 27, 2020 verified as of Aug 28, 2020 at 09:25 AM

Data in this report are provisional and subject to change.

The table below includes the cities and counties of residence for cases in Florida residents based on the patient's ZIP Code. Note that city is not always received as part of the initial notification and may be missing while the case is being investigated.

City and county	Cases
Apollo Beach, Manatee	1
Alpharetta, Broward	1
Westville, Walton	1
Venetian Islands, Dade	1
Tamarac, Dade	1
Unkn, Duval	1
Rosemary Beach, Walton	1
Saint Johns, Duval	1
Stetson University, Volusia	1
Northport, Sarasota	1
Orl, Osceola	1
Other, Dade	1
Pass-A-Grille Beach, Pinellas	1
Pensacola Beach, Escambia	1
Pensacola, Unknown	1
Miamksaohes, Dade	1
Metter, Manatee	1
Mexico Beach, Gulf	1
Miami Dade, Unknown	1
Jupiter Inlet, Palm Beach	1
Lauderdale Lakes, Unknown	1
Island Grove, Alachua	1
Indian Rock Beach, Pinellas	1
Hillsboro Beach, Broward	1
Greenville, Taylor	1
Cross Key, Monroe	1
Cypress Gardens, Polk	1
Graham, Bradford	1
Fellsmere, Brevard	1
Fernandina, Nassau	1
Okeechobee, Martin	1
Okeechobi, Unknown	1
North Miami, Palm Beach	1
North Port, Manatee	1
Panomo City, Bay	1
Pensacola, Dade	1
Orlando, Manatee	1
North Lauderdale, Unknown	1
San Fernando, Unknown	1
Sarasota, Unknown	1
Seacrest, Walton	1
Pooler, Broward	1
Salem, Taylor	1
Unknown, Manatee	1
St Cloud, Orange	1
Twentynine Palms, Broward	1
Sunrise, Unknown	1
Suwannee, Dixie	1
Syracuse, Unknown	1
Windermere, Unknown	1
Xifamk, Dade	1
Lake Worth, Unknown	1
Jena, Taylor	1
Homeless, Okaloosa	1
Haines City, Orange	1
Mayport Naval Station, Duval	1
Marathon Shores, Monroe	1
Laurel Hill, Walton	1
Litchfield Park, Unknown	1

COVID-19: characteristics of 609,074 Florida resident cases

Data through Aug 27, 2020 verified as of Aug 28, 2020 at 09:25 AM

Data in this report are provisional and subject to change.

The table below includes the cities and counties of residence for cases in Florida residents based on the patient's ZIP Code. Note that city is not always received as part of the initial notification and may be missing while the case is being investigated.

City and county	Cases
Austin, Dade	1
Boys Ranch, Suwannee	1
Citrus Hills, Citrus	1
Clearwater, Hillsborough	1
Apo, Collier	1
Arcadia, Unknown	1
Astor, Volusia	1
Big Torch Key, Monroe	1
Bonifay, Unknown	1
East Rockland Key, Monroe	1
New Port Richey, Hillsborough	1
Okeechobee, Highlands	1
Orange Park, Duval	1
Port St Luice, Unknown	1
Rices Landing, Dade	1
Pensacola Naval Hospital, Escambia	1
Seacrest, Bay	1
Stiamk, Dade	1
Tavares, Unknown	1
Unknown, Duval	1
West Hollywood, Broward	1
Weston, Unknown	1
Winter Springs, Orange	1
Greenacres, Unknown	1
Florida Power & Light Co, Dade	1
Fortlauderdale, Unknown	1
Ft Pierce, Unknown	1
Garland, Orange	1
Jacksonville, Dade	1
Homeless, Dade	1
Hickory, Lee	1
Hialeah, Broward	1
Hallandate Ben, Unknown	1
Eustic, Unknown	1
Everett, Dade	1
Apopka, Unknown	1
Alligator Point, Wakulla	1
Amelia City, Nassau	1
Bonita Springs, Collier	1
Miamt, Dade	1
Mid Florida, Seminole	1
N/A, Duval	1
Lauderdale Hill, Unknown	1
Mc Dade, Broward	1
Longwood, Orange	1
Live Oak, Columbia	1
Tampa, Orange	1
University Of Central Fl, Orange	1
Unknown Out Of Area, Duval	1
Valrico, Orange	1
Palm City, Unknown	1
Orlando, Orange	1
Ocala, Unknown	1
Ocean Breeze, Martin	1
Winterpark, Unknown	1
Opa Locka, Unknown	1
Orange, Orange	1
Saint Petersburg, Dade	1
San Pedro Sula, Dade	1

COVID-19: characteristics of 609,074 Florida resident cases

Data through Aug 27, 2020 verified as of Aug 28, 2020 at 09:25 AM

Data in this report are provisional and subject to change.

The table below includes the cities and counties of residence for cases in Florida residents based on the patient's ZIP Code. Note that city is not always received as part of the initial notification and may be missing while the case is being investigated.

City and county	Cases
Rosemary Beach, Bay	1
Saint Cloud, Orange	1
Port Charlotte Fl, Unknown	1
Palm Coast, Orange	1
Wimauma, Manatee	1
Sea Ranch Lakes, Broward	1
Seminole, Orange	1
Tampa, Dade	1
Bostwick, Putnam	1
Brewton, Escambia	1
Coselberry, Orange	1
Crestview, Dade	1
Dania, Unknown	1
Darien, Pasco	1
Altamonte Spring, Seminole	1
Bartow, Unknown	1
Boca Rotan, Unknown	1
Caryville, Holmes	1
Cassadaga, Volusia	1
Fort Myers, Seminole	1
Fwb, Unknown	1
Gastonia, Polk	1
Glen St. Mary, Baker	1
Deltona , Volusia	1
Lanark Village, Franklin	1
Grand Island, Unknown	1
Green, Clay	1
Hialean, Unknown	1
Holt, Unknown	1
Los Angeles, Polk	1
Miami Granders, Dade	1
Port Saint Lucie, Martin	1
Port St. Lucie, Martin	1
Saint Augusaintine Beach, St. Johns	1
Seven Springs, Pasco	1
Tallahassee, Unknown	1
South Miami, Unknown	1
Wintergarden, Orange	1
West Villages, Sarasota	1
Washington, Unknown	1
Unkown, Seminole	1
Upper Key Largo, Monroe	1
Port Everglades, Broward	1
Palm City, St. Lucie	1
Orlando, Lake	1
Newark, Broward	1
Niceville, Walton	1
Middlesburg, Duval	1
Miami, Palm Beach	1
Mount Pleasant, Gadsden	1
Boca Raton, Orange	1
Bonita Beach, Lee	1
Brooksville, Pasco	1
Coconut Creek, Unknown	1
Davenport, Orange	1
Fort Pierce, Unknown	1
Lakeland, Seminole	1
Lake Geneva, Clay	1
Harrison, Pinellas	1

COVID-19: characteristics of 609,074 Florida resident cases

Data through Aug 27, 2020 verified as of Aug 28, 2020 at 09:25 AM

Data in this report are provisional and subject to change.

The table below includes the cities and counties of residence for cases in Florida residents based on the patient's ZIP Code. Note that city is not always received as part of the initial notification and may be missing while the case is being investigated.

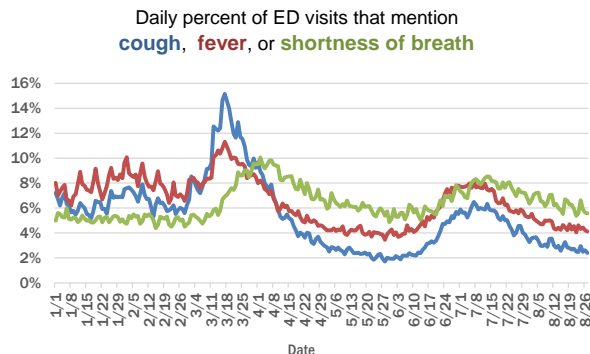
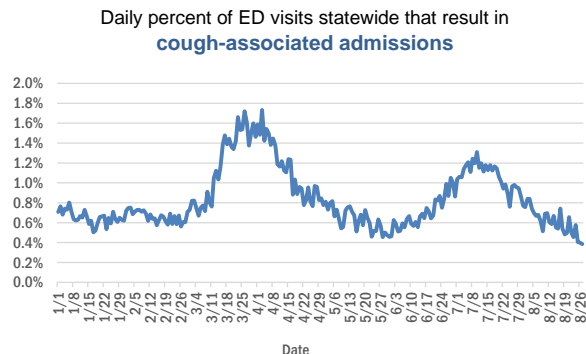
City and county	Cases
Immokalee, Lee	1
Jupiter, Duval	1
Wesley Chapel, Alachua	1
Weston, Dade	1
Worthington Springs, Union	1
Tampa Palms, Hillsborough	1
South Daytona Beach, Volusia	1
Unknown, Columbia	1
Unknown, Palm Beach	1
Tarpon Springs, Pasco	1
Tewksbury, Orange	1
Olustee, Baker	1
Opalocka, Dade	1
Okeechobee, St. Lucie	1
Riverview, Unknown	1
San Antonio, Unknown	1
Lecanto, Marion	1
Ludlam, Dade	1
Miamf, Dade	1
Pine Ridge, Citrus	1
Pineland, Lee	1
Gainesville, Alachua	1
Florence Villa, Polk	1
Fort Pierce, Martin	1
Estero, Collier	1
FI, Dade	1
Fellsmeele, Brevard	1
Hispanic, St. Lucie	1
Kissimmee, Brevard	1
Clermont, Orange	1
Clermont, Polk	1
Dade City, Hillsborough	1
Dallas, Lee	1
Deland, Lake	1
Celeste, Broward	1
99, Unknown	1
Clair-Mel City, Hillsborough	1
Beverly Beach, Flagler	1
Aollywoss, Dade	1
Total	609,074

COVID-19: additional surveillance information

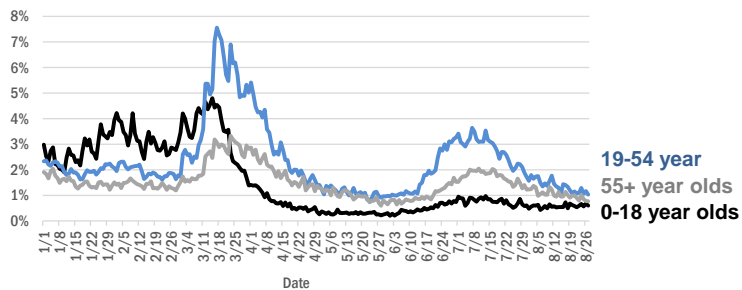
Data through Aug 27, 2020 verified as of Aug 28, 2020 at 09:25 AM

Data in this report are provisional and subject to change.

Statewide emergency department (ED) chief complaint and admission data



Daily percent of ED visits statewide that mention cough by age group



The Electronic Surveillance System for the Early Notification of Community-Based Epidemics (ESSENCE-FL) includes chief complaint data from 211 of 212 Florida EDs. Data are transmitted electronically to ESSENCE-FL daily or hourly.

COVID-19: All Florida residents with test results reported

Data through Aug 27, 2020 verified as of Aug 28, 2020 at 09:25 AM

Data in this report are provisional and subject to change.

The table below includes persons with laboratory results that the Department of Health has received electronically or by mail/fax for Florida residents.

County	Awaiting testing	Inconclusive	Negative	Positive	Percent positive	Total tested
Dade	469	1,975	642,200	154,216	19%	798,391
Broward	108	879	422,531	69,951	14%	493,361
Palm Beach	282	619	274,987	41,201	13%	316,807
Hillsborough	229	528	236,351	36,417	13%	273,296
Orange	401	294	268,742	35,034	12%	304,070
Duval	212	217	207,081	25,897	11%	233,195
Pinellas	12	132	171,801	19,595	10%	191,528
Lee	36	76	108,855	18,170	14%	127,101
Polk	67	109	95,919	16,635	15%	112,663
Collier	34	75	57,717	11,413	16%	69,205
Osceola	169	129	61,430	10,902	15%	72,461
Manatee	14	74	83,989	10,231	11%	94,294
Escambia	4	56	67,699	10,071	13%	77,826
Volusia	85	110	74,090	9,111	11%	83,311
Marion	19	111	52,791	8,308	14%	61,210
Seminole	63	66	66,958	7,901	11%	74,925
Pasco	139	55	68,691	7,898	10%	76,644
Brevard	17	58	84,977	7,110	8%	92,145
Sarasota	14	55	75,551	7,075	9%	82,681
St. Lucie	293	57	42,939	6,870	14%	49,866
Lake	177	90	67,820	6,236	8%	74,146
Leon	18	123	65,312	6,001	8%	71,436
Bay	10	65	25,027	5,234	17%	30,326
Alachua	17	32	77,687	5,055	6%	82,774
Santa Rosa	24	40	27,453	4,551	14%	32,044
Martin	50	54	25,453	4,333	15%	29,840
St. Johns	47	29	41,769	4,203	9%	46,001
Okaloosa	48	46	27,998	4,066	13%	32,110
Clay	20	23	35,360	3,850	10%	39,233
Columbia	4	55	11,853	3,302	22%	15,210
Indian River	48	14	27,399	2,793	9%	30,206
Charlotte	10	34	26,548	2,616	9%	29,198
Hernando	5	14	19,565	2,499	11%	22,078
Suwannee	2	49	7,551	2,389	24%	9,989
Jackson	7	13	12,691	2,295	15%	14,999
Gadsden	5	43	12,331	2,260	15%	14,634
Citrus	41	9	19,504	2,048	9%	21,561
Hendry		19	7,196	1,955	21%	9,170
Sumter	22	19	18,508	1,810	9%	20,337
Highlands	11	10	16,346	1,788	10%	18,144
Putnam	3	12	12,853	1,755	12%	14,620
Monroe	56	13	14,078	1,685	11%	15,776
Nassau	34	18	15,483	1,515	9%	17,016
Walton		35	9,372	1,487	14%	10,894
Desoto	6	8	8,749	1,465	14%	10,222
Flagler	7	16	15,783	1,275	7%	17,074
Okeechobee	2	15	8,507	1,215	12%	9,737

COVID-19: All Florida residents with test results reported

Data through Aug 27, 2020 verified as of Aug 28, 2020 at 09:25 AM

Data in this report are provisional and subject to change.

The table below includes persons with laboratory results that the Department of Health has received electronically or by mail/fax for Florida residents.

County	Awaiting testing	Inconclusive	Negative	Positive	Percent positive	Total tested
Lafayette	3	12	1,305	1,184	47%	2,501
Taylor	6	29	4,533	1,182	21%	5,744
Baker	32	25	5,490	1,143	17%	6,658
Hardee	4	9	5,790	1,076	16%	6,875
Washington	12	21	5,623	987	15%	6,631
Levy		9	6,349	887	12%	7,245
Wakulla	3	36	7,879	874	10%	8,789
Madison	1	11	4,583	838	15%	5,432
Gulf	2	5	4,549	807	15%	5,361
Bradford	1	22	4,672	705	13%	5,399
Dixie	1	12	3,979	696	15%	4,687
Hamilton	1	2	4,542	687	13%	5,231
Holmes	3	8	4,022	605	13%	4,635
Union		16	8,049	569	7%	8,634
Calhoun	1	10	3,926	553	12%	4,489
Franklin	3	6	3,953	525	12%	4,484
Jefferson	1	15	2,837	488	15%	3,340
Glades		1	801	453	36%	1,255
Gilchrist	1	8	3,652	451	11%	4,111
Liberty			2,834	431	13%	3,265
Unknown	2	34	6,383	246	4%	6,663
Total	3,418	6,864	3,919,246	609,074	13%	4,535,184

COVID-19: testing by laboratory

Data through Aug 27, 2020 verified as of Aug 28, 2020 at 09:25 AM

Data in this report are provisional and subject to change.

The numbers in the table below represent the number of Florida and non-Florida residents for whom test results were received by the Department of Health. A person can be tested by more than one laboratory and can have both positive and negative results. **Therefore, the sum of the numbers in each column will be larger than the total number of people tested.**

Reporting lab	Inconclusive	Negative	Positive	Percent positive	Total
LABORATORY CORPORATION OF AMERICA	1,344	790,085	109,788	12%	901,217
QUEST DIAGNOSTICS - TAMPA	6,283	721,018	105,019	13%	832,320
BIO REFERENCE LABORATORIES, INC	6,754	516,236	101,879	16%	624,869
GENETWORX	662	390,623	32,866	8%	424,151
CURATIVE_LABS	4,560	283,470	29,549	9%	317,579
REALTOX LABS LLC	2,966	236,175	41,695	15%	280,836
NORTHWEST LABORATORY	232	117,571	6,202	5%	124,005
ADVENT HEALTH LAB	112	101,308	14,118	12%	115,538
ELABNETWORK	846	96,695	8,497	8%	106,038
MEDICAL DIAGNOSTIC LABORATORIES	843	87,539	12,526	12%	100,908
KORVALABS, INC	1,165	86,739	4,389	5%	92,293
MAKO GENOMICS	4,453	68,831	12,776	15%	86,060
MAYO CLINIC LABORATORIES	175	66,689	7,057	10%	73,921
BIOCOLLECTIONS WORLDWIDE, INC	396	62,874	10,009	14%	73,279
MEMORIAL REGIONAL HOSPITAL SOUTH	20	52,718	13,183	20%	65,921
QUEST DIAGNOSTICS NICHOLS INSTITUTE, INC.	274	56,886	7,651	12%	64,811
BAYCARE LABORATORIES LLC	347	57,822	5,770	9%	63,939
BPHL-JACKSONVILLE	15	51,495	9,492	16%	61,002
SACRED HEART HOSPITAL LABORATORY	2	49,885	6,420	11%	56,307
ORLANDO REG MED CENTER CLINICAL LAB	491	46,554	5,807	11%	52,852
DIATHERIX LABORATORIES		40,320	5,920	13%	46,240
TAMPA GENERAL HOSPITAL	4	42,421	3,337	7%	45,762
UF PATHLABS	33	42,602	1,941	4%	44,576
BPHL-MIAMI	215	35,589	7,957	18%	43,761
TESTING MATTERS INC		38,167	5,114	12%	43,281
ARUP LABORATORIES		36,221	2,493	6%	38,714
Florida_Hospital	48	32,747	4,410	12%	37,205
VIRACOR-EUROFINS LABORATORIES		28,404	8,790	24%	37,194
RCA LABORATORY SERVICES, LLC		35,372	1,553	4%	36,925
JACKSON MEMORIAL HOSPITAL CLINICAL LAB	79	28,826	6,973	19%	35,878
BPHL-TAMPA (SPECTRUM BLVD)	45	28,764	4,949	15%	33,758
SUNPATH MEDICAL DIAGNOSTICS LABORATORY	194	25,394	4,388	15%	29,976
SHANDS AT THE UNIVERSITY OF FLORIDA	192	28,012	1,624	5%	29,828
AIT LABORATORIES		25,969	3,050	11%	29,019
LAKELAND REGIONAL MEDICAL CENTER	80	23,870	2,920	11%	26,870
ST VINCENT'S MEDICAL CENTER - RIVERSIDE	1	23,313	2,744	11%	26,058
CAPE CORAL HOSPITAL CLINICAL LABORATORY	1	17,290	3,088	15%	20,379
WALGREENS	11	17,302	2,922	14%	20,235
AKESOGEN		15,403	2,394	13%	17,797
IMPACT HEALTH BIOMETRIC TESTING, INC	196	15,235	2,155	12%	17,586
BROWARD GENERAL MEDICAL CENTER-CLINICAL LAB	2	15,488	2,080	12%	17,570
NIZNIK LAB CORP	347	11,247	5,047	30%	16,641
BAPTIST MEDICAL CENTER JACKSONVILLE	1	15,078	1,010	6%	16,089
SHANDS JACKSONVILLE MEDICAL CENTER INC	31	14,301	1,358	9%	15,690
BAPTIST HOSPITAL OF MIAMI CLINICAL LABORATORY	28	12,642	2,770	18%	15,440
TALLAHASSEE MEMORIAL HOSPITAL	76	13,311	1,001	7%	14,388

COVID-19: testing by laboratory

Data through Aug 27, 2020 verified as of Aug 28, 2020 at 09:25 AM

Data in this report are provisional and subject to change.

The numbers in the table below represent the number of Florida and non-Florida residents for whom test results were received by the Department of Health. A person can be tested by more than one laboratory and can have both positive and negative results. **Therefore, the sum of the numbers in each column will be larger than the total number of people tested.**

Reporting lab	Inconclusive	Negative	Positive	Percent positive	Total
ADVENTHEALTH DAYTONA BEACH	27	13,096	1,033	7%	14,156
STATLAB_MOBILE	1	12,739	1,143	8%	13,883
FLORIDA HOSPITAL - TAMPA	5	12,284	1,246	9%	13,535
SARASOTA MEMORIAL HOSPITAL MAIN LAB	12	12,316	1,054	8%	13,382
APPLIED INGENUITY DIAGNOSTICS LLC		11,805	789	6%	12,594
NAPLES COMMUNITY HOSPITAL	25	11,070	1,311	11%	12,406
PALMETTO GENERAL HOSPITAL LAB	3	9,467	2,881	23%	12,351
CLEVELAND CLINIC HOSPITAL LAB	4	11,132	1,182	10%	12,318
ST JOSEPHS HOSPITAL LABORATORY	11	10,460	1,571	13%	12,042
MILLENNIUM PHYSICIAN GROUP		9,675	1,888	16%	11,563
MOUNT SINAI MEDICAL CENTER	6	10,293	1,243	11%	11,542
UNIVERSITY OF MIAMI HOSPITAL	9	9,345	1,698	15%	11,052
NICKLAUS CHILDREN'S HOSPITAL	36	8,749	2,127	19%	10,912
NORTH FLORIDA REGIONAL MEDICAL CENTER		9,574	1,108	10%	10,682
ECCO LAB GROUP CO	279	7,287	2,418	24%	9,984
JFK MEDICAL CENTER LAB	1	8,354	1,566	16%	9,921
INTEGRATED REGIONAL LABORATORIES LLP		8,179	1,565	16%	9,744
SAINT MARY'S MEDICAL CENTER	13	8,215	1,302	14%	9,530
BRANDON REGIONAL HOSPITAL		7,990	1,464	15%	9,454
AMERICAN HEALTH ASSOCIATES	8	7,901	1,426	15%	9,335
JUPITER MEDICAL CENTER LAB	41	8,151	1,066	12%	9,258
SOUTH MIAMI HOSPITAL LAB	12	8,008	1,192	13%	9,212
QUEST NEW ENGLAND	35	7,983	999	11%	9,017
MORTON PLANT HOSPITAL-ADLER INSTITUTE	8	8,225	663	7%	8,896
LABCORP BURLINGTON (LPP)	3	8,044	402	5%	8,449
WELLINGTON REGIONAL MED CTR LAB	3	7,171	1,152	14%	8,326
FLORIDA HOSPITAL WATERMAN LABORATORY	17	7,555	646	8%	8,218
INDIAN RIVER MEDICAL CENTER LAB		7,349	505	6%	7,854
PANCARE OF FLORIDA INC		7,264	552	7%	7,816
LARKIN COMMUNITY HOSPITAL INC DBA CARDIOTROPIC		4,360	3,322	43%	7,682
MEMORIAL REGIONAL HOSPITAL CLINICAL LABORATORY	8	6,928	540	7%	7,476
QUEST DIAGNOSTICS INFECTIOUS DISEASE INC	49	5,654	1,532	21%	7,235
REAL DIAGNOSTICS	77	6,554	467	7%	7,098
ACCESS DX LABORATORY	73	5,906	1,095	15%	7,074
LARKIN COMMUNITY HOSPITAL	10	5,941	1,118	16%	7,069
BIOCERNA LABS	268	5,657	1,103	16%	7,028
HOMESTEAD HOSPITAL CLINICAL LABORATORY	13	5,341	1,574	23%	6,928
LEESBURG REGIONAL MEDICAL CENTER		6,170	748	11%	6,918
ARNOLD PALMER MEDICAL CENTER CLINICAL LAB		6,583	241	4%	6,824
ABL MEDICAL CARE LLC		6,182	606	9%	6,788
DELRAY MEDICAL CENTER	2	5,964	740	11%	6,706
DRS CLACK SPENCER WHITE & MCCORMACK PA D/B/A		5,980	723	11%	6,703
BAPTIST HOSPITAL OF MIAMI MOLECULAR DIAGNOSTICS	58	5,757	846	13%	6,661
AEGIS SCIENCES CORPORATION	27	5,958	552	8%	6,537

COVID-19: testing by laboratory

Data through Aug 27, 2020 verified as of Aug 28, 2020 at 09:25 AM

Data in this report are provisional and subject to change.

The numbers in the table below represent the number of Florida and non-Florida residents for whom test results were received by the Department of Health. A person can be tested by more than one laboratory and can have both positive and negative results. **Therefore, the sum of the numbers in each column will be larger than the total number of people tested.**

Reporting lab	Inconclusive	Negative	Positive	Percent positive	Total
MEMORIAL HOSPITAL JACKSONVILLE	8	5,079	1,324	21%	6,411
OSCEOLA REGIONAL MEDICAL CENTER	1	5,370	1,033	16%	6,404
Lee Memorial Hospital		5,006	1,389	22%	6,395
WEST KENDALL BAPTIST HOSPITAL LABORATORY	4	4,981	1,362	21%	6,347
ST ANTHONY'S HOSPITAL LAB	11	5,503	730	12%	6,244
WINTER HAVEN HOSPITAL CLINICAL LABORATORY	1	5,119	967	16%	6,087
LAWNWOOD REGIONAL MEDICAL CENTER	1	4,972	939	16%	5,912
QUEST DIAGNOSTICS - WEST HILLS	21	5,581	212	4%	5,814
GOOD SAMARITAN MEDICAL CENTER LAB	1	4,764	912	16%	5,677
BOSTON HEART DIAGNOSTICS CORP		4,824	778	14%	5,602
BAPTIST MEDICAL CENTER SOUTH		5,206	395	7%	5,601
ST JOSEPHS HOSPITAL	7	4,826	715	13%	5,548
MEASE COUNTRYSIDE LAB	1	4,899	531	10%	5,431
ORANGE PARK MEDICAL CENTER	9	4,278	1,133	21%	5,420
GULF COAST MEDICAL CENTER MICROLAB		3,959	1,314	25%	5,273
MARTIN HOSPITAL SOUTH LAB		4,763	279	6%	5,042
HALIFAX MEDICAL CENTER LAB	21	4,289	701	14%	5,011
BETHESDA HOSPITAL EAST		4,369	584	12%	4,953
BAPTIST HOSPITAL LABORATORY	4	4,109	797	16%	4,910
WEST FLORIDA HOSPITAL LAB		3,829	1,053	22%	4,882
QUEST DIAGNOSTICS NICHOLS INSTITUTE - SJC (ELR)	26	4,165	673	14%	4,864
FLORIDA HOSPITAL HEARTLAND MED CTR CLINICAL LAB	1	4,324	499	10%	4,824
WEST BOCA MEDICAL CENTER LAB		4,239	484	10%	4,723
WESTSIDE REGIONAL MED CTR	2	3,789	926	20%	4,717
MANATEE MEMORIAL HOSPITAL		4,216	480	10%	4,696
RUTGERS CLINICAL GENOMICS LABORATORY	10	4,479	190	4%	4,679
CORAL GABLES HOSPITAL CLINICAL LABORATORY		3,547	1,063	23%	4,610
FLORIDA HOSPITAL WESLEY CHAPEL	1	4,172	383	8%	4,556
LARGO MEDICAL CENTER		3,880	572	13%	4,452
NCH NORTH NAPLES HOSPITAL LAB	5	3,794	611	14%	4,410
OAK HILL HOSPITAL		3,891	512	12%	4,403
PALM BEACH GARDENS MEDICAL CTR LAB		3,973	421	10%	4,394
NORTHWEST MEDICAL CENTER	1	3,392	989	23%	4,382
MERCY HOSPITAL A CAMPUS OF PLANTATION GEN HOSP LAB	1	3,233	1,128	26%	4,362
HEALTH PARK MEDICAL CENTER CLINICAL LAB		3,471	835	19%	4,306
DOCTORS HOSPITAL	2	3,430	873	20%	4,305
PATIENTS FIRST LAKE ELLA MEDICAL CENTER PA		3,310	986	23%	4,296
THE VILLAGES REGIONAL HOSPITAL		3,973	323	8%	4,296
AVENTURA HOSPITAL LAB		3,191	1,102	26%	4,293
MEMORIAL HOSPITAL WEST LABORATORY SERVICES	13	3,690	425	10%	4,128
Capital Regional Medical Ctr		3,272	812	20%	4,084
BROWARD HEALTH NORTH CLINICAL LABORATORY		3,437	573	14%	4,010
PALMS WEST HOSPITAL LAB	2	3,156	849	21%	4,007
CORAL SPRINGS MED CTR		3,559	438	11%	3,997

COVID-19: testing by laboratory

Data through Aug 27, 2020 verified as of Aug 28, 2020 at 09:25 AM

Data in this report are provisional and subject to change.

The numbers in the table below represent the number of Florida and non-Florida residents for whom test results were received by the Department of Health. A person can be tested by more than one laboratory and can have both positive and negative results. **Therefore, the sum of the numbers in each column will be larger than the total number of people tested.**

Reporting lab	Inconclusive	Negative	Positive	Percent positive	Total
NORTH SHORE MEDICAL CENTER		3,108	877	22%	3,985
QUEST DIAGNOSTICS	3	3,604	363	9%	3,970
FLORIDA HOSPITAL ZEPHYRHILLS		3,638	298	8%	3,936
BLAKE MEDICAL CENTER		3,239	696	18%	3,935
FLORIDA HOSPITAL FLAGLER	2	3,652	258	7%	3,912
FLORIDA MEDICAL CENTER - A CAMPUS OF NORTH SHORE	2	3,270	599	15%	3,871
EXACT SCIENCES LABORATORIES		3,407	333	9%	3,740
MOFFITT CANCER CENTER	5	3,649	68	2%	3,722
FLORIDA HOSPITAL DELAND	8	3,071	614	17%	3,693
PLANTATION GENERAL HOSPITAL		2,692	881	25%	3,573
REGIONAL MEDICAL CENTER BAYONET POINT	2	3,268	288	8%	3,558
INFORM DIAGNOSTICS, INC		3,334	194	5%	3,528
FLORIDA HOSPITAL OF CARROLLWOOD		3,030	497	14%	3,527
CLEVELAND CLINIC MARTIN SOUTH HOSPITAL		3,198	323	9%	3,521
CARDIOTROPIC LABS	81	2,716	710	20%	3,507
BAYFRONT MEDICAL CENTER	12	2,592	874	25%	3,478
NEMOURS CHILDRENS HOSPITAL		3,361	88	3%	3,449
MEDICAL CENTER OF TRINITY CLINICAL LABORATORY		2,893	475	14%	3,368
NEW YORK STATE ELR - SUNRISE MEDICAL LABORATORIES		3,288	77	2%	3,365
NORTHSIDE HOSPITAL AND HEART INSTITUTE		2,893	452	14%	3,345
LAKE CITY MEDICAL CENTER		2,429	779	24%	3,208
OCALA REGIONAL MEDICAL CENTER		2,756	407	13%	3,163
BAPTIST MEDICAL CENTER - BEACHES		2,909	204	7%	3,113
DR. P. PHILLIPS HOSPITAL		2,973	132	4%	3,105
MORTON PLANT-MEASE	1	2,778	211	7%	2,990
CENTRAL FLORIDA REGIONAL HOSPITAL		2,579	397	13%	2,976
GULF COAST MEDICAL CENTER LAB		2,292	660	22%	2,952
FULGENT DIAGNOSTICS	77	2,687	180	6%	2,944
ST JOSEPHS NORTH HOSPITAL LAB		2,604	335	11%	2,939
LEON MEDICAL CENTERS LLC		2,342	595	20%	2,937
INGENIOUS PERSONALIZED MEDICINE	17	2,083	837	28%	2,937
IMPERIAL POINT MEDICAL CENTER		2,619	275	10%	2,894
LAKELWOOD RANCH MEDICAL CENTER		2,587	262	9%	2,849
NIGHT LITE PEDIATRICS	1	2,080	687	25%	2,768
ST LUCIE MEDICAL CENTER		2,147	535	20%	2,682
SOUTH LAKE HOSPITAL		2,551	124	5%	2,675
ALL CHILDREN'S HOSPITAL LAB		2,442	184	7%	2,626
SOUTH FLORIDA BAPTIST HOSPITAL MICRO	1	2,208	401	15%	2,610
PHYSICIANS REGIONAL MEDICAL CENTER - PINE RIDGE RD		2,114	483	19%	2,597
UHEALTH CORAL GABLES/LENNAR MED CTR		2,458	127	5%	2,585
POINCIANA MEDICAL CENTER		1,879	703	27%	2,582
WEST MARION COMMUNITY HOSPITAL LAB		2,158	320	13%	2,478
BAPTIST MEDICAL CENTER - NASSAU		2,319	127	5%	2,446
WESTCHESTER HOSPITAL	18	1,952	429	18%	2,399
UNIVERSITY HOSPITAL AND MEDICAL CENTER		1,753	612	26%	2,365
SOUTH SEMINOLE HOSPITAL LABORATORY		2,251	98	4%	2,349

COVID-19: testing by laboratory

Data through Aug 27, 2020 verified as of Aug 28, 2020 at 09:25 AM

Data in this report are provisional and subject to change.

The numbers in the table below represent the number of Florida and non-Florida residents for whom test results were received by the Department of Health. A person can be tested by more than one laboratory and can have both positive and negative results. **Therefore, the sum of the numbers in each column will be larger than the total number of people tested.**

Reporting lab	Inconclusive	Negative	Positive	Percent positive	Total
MEDCOMP SCIENCES LLC	28	1,294	1,026	44%	2,348
FLORIDA HOSPITAL NORTH PINELLAS	5	2,146	165	7%	2,316
VISTA CLINICAL		1,165	1,145	50%	2,310
ACCESS MEDICAL LABORATORIES		1,273	988	44%	2,261
WEST PALM HOSPITAL LAB		1,927	328	15%	2,255
QUEST DIAGNOSTICS - ATLANTA	4	1,981	251	11%	2,236
FLORIDA HOSPITAL FISH MEMORIAL	1	1,874	339	15%	2,214
WALGREEN CO	2	1,952	251	11%	2,205
MEMORIAL HOSPITAL MICRO		1,866	218	10%	2,084
ST PETERSBURG GENERAL HOSPITAL		1,532	490	24%	2,022
HIALEAH HOSPITAL	4	1,532	467	23%	2,003
ANNE BATES LEACH EYE HOSPITAL/ ABLEH MICROBIOLOGY LABORATORY		1,900	46	2%	1,946
MEMORIAL HOSPITAL- MIRAMAR	10	1,777	155	8%	1,942
QUEST DIAGNOSTICS LENEXA	16	1,739	158	8%	1,913
BAPTIST NORTH EMERGENCY CENTER		1,401	499	26%	1,900
FORT WALTON BEACH MEDICAL CENTER		1,609	291	15%	1,900
MEASE DUNEDIN HOSPITAL	4	1,710	185	10%	1,899
CITRUS MEMORIAL HOSPITAL LABORATORY		1,746	131	7%	1,877
ADVENTHEALTH OCALA LABORATORY		1,576	289	15%	1,865
HEALTHQUEST ESOTERICS		1,094	745	41%	1,839
OVIEDO MEDICAL CENTER		1,491	276	16%	1,767
NONA SCIENTIFIC	2	1,410	341	19%	1,753
CLEVELAND CLINIC TRADITION HOSPITAL		1,545	186	11%	1,731
LEE HEALTH COCONUT POINT CLINICAL LAB	1	1,372	339	20%	1,712
DOCTORS HOSPITAL OF SARASOTA CLINICAL LABORATORY		1,504	178	11%	1,682
MEMORIAL HOSPITAL PEMBROKE	3	1,449	206	12%	1,658
RAULERSON HOSPITAL		1,344	282	17%	1,626
PALMS OF PASADENA HOSPITAL		1,349	222	14%	1,571
WALGREENS OAKLAND PARK	2	1,367	176	11%	1,545
OPTEO LABORATORY		1,505	29	2%	1,534
CLEVELAND CLINIC MARTIN NORTH HOSPITAL		1,330	202	13%	1,532
P4 CLINICAL, LLC	24	1,281	186	12%	1,491
PUTNAM COMMUNITY MEDICAL CENTER		1,271	201	14%	1,472
SOUTH BAY HOSPITAL MICRO		1,213	242	17%	1,455
PHYSICIANS REGIONAL MEDICAL CENTER - COLLIER BLVD	1	1,096	326	23%	1,423
AVECINA MEDICAL OAKLEAF		954	448	32%	1,402
BETHESDA HOSPITAL WEST		1,232	151	11%	1,383
LOWER KEYS MEDICAL CENTER		1,251	130	9%	1,381
TWIN CITIES HOSPITAL		1,213	126	9%	1,339
PWN HEALTH	6	899	430	32%	1,335
ST VINCENT'S MEDICAL CENTER - SOUTHSIDE		1,307	27	2%	1,334
BARTOW REGIONAL MEDICAL CENTER	1	1,138	193	14%	1,332
QUEST DIAGNOSTICS - MIRAMAR	6	350	968	73%	1,324
SYNERGY LABORATORIES	6	1,167	113	9%	1,286
BMCT Molecular Diagnostics Subsection		993	233	19%	1,226
CLINICORE		1,112	91	8%	1,203

COVID-19: testing by laboratory

Data through Aug 27, 2020 verified as of Aug 28, 2020 at 09:25 AM

Data in this report are provisional and subject to change.

The numbers in the table below represent the number of Florida and non-Florida residents for whom test results were received by the Department of Health. A person can be tested by more than one laboratory and can have both positive and negative results. **Therefore, the sum of the numbers in each column will be larger than the total number of people tested.**

Reporting lab	Inconclusive	Negative	Positive	Percent positive	Total
LAKESIDE MEDICAL CENTER		821	354	30%	1,175
SACRED HEART-EMERALD COAST		990	184	16%	1,174
HOLIDAY CVS LLC		1,126	6	1%	1,132
QUEST DIAGNOSTICS WOOD DALE	3	1,042	79	7%	1,124
HIGHLANDS REGIONAL MEDICAL CENTER		932	188	17%	1,120
GULF BREEZE HOSPITAL LAB	1	975	143	13%	1,119
VIKOR SCIENTIFIC	2	607	432	41%	1,041
UNIVERSITY OF MIAMI HOSPITAL & CLINICS	2	968	58	6%	1,028
ORLANDO VA MEDICAL CENTER		858	143	14%	1,001
PATIENTS CHOICE LABORATORIES		525	472	47%	997
UHEALTH DEERFIELD BEACH/UMSYLVESTER DEERFIELD BEACH LABORATORY	3	949	41	4%	993
LMHS		901	76	8%	977
ENGLEWOOD COMMUNITY HOSPITAL		862	78	8%	940
BAPTIST EMERGENCY CENTER OAKLEAF		756	158	17%	914
GENE BY GENE, GENOMICS RESEARCH CENTER LAB	31	798	65	7%	894
MARINERS HOSPITAL		783	97	11%	880
AVENTUS BIOLABS	1	382	495	56%	878
AVECINA MEDICAL SOUTHSIDE		601	252	30%	853
BAPTIST HEALTH EMERGENCY CENTER COUNTRY WALK		679	153	18%	832
FLORIDA HOSPITAL ORLANDO		745	74	9%	819
ST VINCENTS CLAY COUNTY		775	26	3%	801
PATHNOSTICS		83	710	90%	793
BAPTIST EMERGENCY CENTER CLAY		677	101	13%	778
LABCORP	1	412	328	44%	741
CLARITY LAB SOLUTIONS		597	126	17%	723
JACKSON HOSPITAL CLINICAL LABORATORY		635	85	12%	720
CAPSTONE HEALTHCARE		469	242	34%	711
DESOTO MEMORIAL HOSPITAL CLINICAL LABORATORY	3	551	128	19%	682
MINUTECLINIC LLC #3703		611	70	10%	681
Assurance Scientific Laboratories		522	144	22%	666
FLORIDA LABORATORY ANALYSIS		420	243	37%	663
ADVANCE MEDICAL OF NAPLES			655	100%	655
LABCORP RTP	3	75	573	88%	651
FLOWERS HOSPITAL		579	47	8%	626
LAB24 INC	1	28	590	95%	619
TAMPA COMMUNITY HOSPITAL		441	176	29%	617
BARDMOOR LABORATORY	1	534	72	12%	607
NONE		281	325	54%	606
VAMC ORLANDO		303	298	50%	601
EGLIN AIRFORCE BASE LAB		478	118	20%	596
PATIENTS FIRST - MAHAN DRIVE		164	429	72%	593
QUEST	4	146	435	74%	585
PHYSICIANS STAT LAB		138	436	76%	574
NCH HEALTHCARE SYSTEM MICROBIOLOGY LAB		1	559	100%	560
AVERO DIAGNOSTICS - IRVING		467	90	16%	557
NCH NORTHEAST	3	365	187	34%	555

COVID-19: testing by laboratory

Data through Aug 27, 2020 verified as of Aug 28, 2020 at 09:25 AM

Data in this report are provisional and subject to change.

The numbers in the table below represent the number of Florida and non-Florida residents for whom test results were received by the Department of Health. A person can be tested by more than one laboratory and can have both positive and negative results. **Therefore, the sum of the numbers in each column will be larger than the total number of people tested.**

Reporting lab	Inconclusive	Negative	Positive	Percent positive	Total
LEE MEMORIAL HOSPITAL LAB			551	100%	551
SANTA ROSA MEDICAL CENTER		344	197	36%	541
UNITED CLINICAL LABORATORY LLC		4	533	99%	537
QUEST DIAGNOSTICS - IRVING	10	338	178	34%	526
HOLY CROSS HOSPITAL LABORATORY			507	100%	507
PHAROS HEALTH		372	129	26%	501
SOUTHEAST ALABAMA MEDICAL CENT		448	44	9%	492
NIGHT LITE PEDIATRICS URGENT CARE		427	57	12%	484
MAVERICK LABS		347	130	27%	477
WALGREENS ORLANDO		432	43	9%	475
ASSOCIATED PATHOLOGISTS, LLC		392	78	17%	470
LUMINUS DIAGNOSTICS		307	148	33%	455
PANCARE OF FLORIDA, INC			443	100%	443
DYNIX DIAGNOSTICS	1	240	188	44%	429
HISTOPATHOLOGY SERVICES, LLC		354	60	14%	414
ORLANDO VETERANS AFFAIRS MEDICAL CENTER		112	296	73%	408
ATLANTIS URGENT CARE		285	123	30%	408
ARCPPOINT LABS - FORT MYERS		299	100	25%	399
MEDARBOR DIAGNOSTICS		1	396	100%	397
MARTIN MEMORIAL LABORATORY AT ST LUCIE WEST		346	50	13%	396
LAB CORP	1	161	228	58%	390
NEW YORK STATE ELR - NORTH SHORE LONG ISLAND JEWISH HEALTH		364	23	6%	387
UAB HIGHLANDS LABORATORY		381	3	1%	384
HOLIDAY CVS LLC DBA CVSPHARMACY #5155		376	4	1%	380
QUEST DIAGNOSTICS NICHOLS INSTITUTE	5	353	17	5%	375
NORTH FLORIDA PEDIATRICS-TALLAHASSEE		345	29	8%	374
NEW YORK STATE ELR - NYU HOSPITALS CENTER CLINICAL LABORATORIES		350	12	3%	362
CLARITY LABS		312	49	14%	361
MEMORIAL PEMBROKE 24/7 CARE CENTER		266	93	26%	359
INFORM DIAGNOSTICS		349	2	1%	351
ECCOLAB GROUP	1	79	261	77%	341
NEW YORK STATE ELR - LENCO MEDICAL LABORATORY		322	13	4%	335
JAY HOSPITAL CLINICAL LABORATORY		243	83	25%	326
DAVITA LABS		290	26	8%	316
AVECINA MEDICAL JULINGTON		138	175	56%	313
ADVENT HEALTH CENTRA CARE: WATERFORD LAKES		248	65	21%	313
NEW YORK STATE ELR - DEPARTMENT OF CLINICAL LABS		301	5	2%	306
NCF DIAGNOSTICS & DNA TECHNOLOGIES	10	51	235	79%	296
CORE DIAGNOSTIC LABORATORIES LLC		219	75	26%	294
TENNESSEE DOH - NASHVILLE	2	253	31	11%	286
TALLAHASSEE PRIMARY CARE ASSOCIATES		274	9	3%	283
SUNRISE MEDICAL LABORATORIES		218	62	22%	280
VETERANS AFFAIRS MEDICAL CENTER LAB		9	264	97%	273
LABCORP TAMPA	1	30	241	89%	272
BAPTIST MD ANDERSON CANCER CENTER		269	2	1%	271
TEMPUS CLINICAL LABORATORY	1	243	25	9%	269

COVID-19: testing by laboratory

Data through Aug 27, 2020 verified as of Aug 28, 2020 at 09:25 AM

Data in this report are provisional and subject to change.

The numbers in the table below represent the number of Florida and non-Florida residents for whom test results were received by the Department of Health. A person can be tested by more than one laboratory and can have both positive and negative results. **Therefore, the sum of the numbers in each column will be larger than the total number of people tested.**

Reporting lab	Inconclusive	Negative	Positive	Percent positive	Total
NITE LITE PEDIATRICS		170	97	36%	267
THERADOC		150	110	42%	260
FULGENT DIAGNOSTICS LABORATORY	4	246	8	3%	258
FLO-MEDILAB SERVICES		82	175	68%	257
SANFORD REFERENCE LAB		246	10	4%	256
GENESIS REFERENCE LABORATORIES		1	254	100%	255
FLAGLER HOSPITAL	5	18	229	91%	252
BAYA URGENT CARE		3	246	99%	249
EXPRESS GENE MOLECULAR DIAGNOSTIC LABORATORY		2	246	99%	248
UNKNOWN		16	230	93%	246
STEWARD REFERENCE LABORATORY		101	142	58%	243
HOLMES REGIONAL MEDICAL CENTER		3	235	99%	238
SMA SPECIALITY MEDICAL LAB		62	172	74%	234
ASCEND CLINICAL		224	4	2%	228
AMELIA URGENT CARE		88	137	61%	225
HENDRY REGIONAL MEDICAL CENTER		9	216	96%	225
LABTECH DIAGNOSTIC		99	124	56%	223
EUROFINS NTD, LLC		192	28	13%	220
ST CLOUD REGIONAL MEDICAL CENTER		126	94	43%	220
JAMES A. HALEY VETERANS MICRO LAB			218	100%	218
BIOCERNA LLC	8	156	53	24%	217
MEDSCAN LABORATORY INC		136	80	37%	216
CENTRA CARE		35	177	83%	212
MINI ER ADULT AND PEDIATRIC URGENT CARE		200	9	4%	209
GESSLER CLINIC		1	206	100%	207
ADVENTHEALTH LAB			203	100%	203
MARTIN MEMORIAL MEDICAL CENTER LAB		100	103	51%	203
VAMC WEST PALM LAB		5	196	98%	201
MOLECULAR INFECTIOUS DISEASES		196	4	2%	200
FLORIDA WOMAN CARE LABORATORY LLC		175	23	12%	198
PREMIER MEDICAL LABORATORY SERVICES		1	195	99%	196
ARCPPOINT LABS OF WEST PALM BEACH			195	100%	195
BAY PINES VAMC CLINICAL LABORATORY		4	187	98%	191
ADVENT HEALTH -TAMPA		74	114	61%	188
NCH HEALTHCARE BONITA		125	62	33%	187
QUALITOX LABORATORIES		96	91	49%	187
CENTRA CARE - WATERFORD LAKES		128	58	31%	186
TOM LEE COMMUNITY HEALTH CENTER		6	180	97%	186
GENESIS MEDICAL LABORATORY MIAMI FL.		78	108	58%	186
PATHGROUP LABS LLC		90	96	52%	186
THE CENTER FOR URGENT CARE		137	47	26%	184
ARCPPOINT LABS OF TAMPA		102	74	42%	176
HOLIDAY CVS LLC DBA CVS PHARMACY #5154		171	5	3%	176
C.W. BILL YOUNG VA MEDICAL CENTER		5	170	97%	175
NEW YORK STATE ELR - NEW YORK PRESBYTERIAN HOSPITAL CUMC CLINICAL		162	13	7%	175
BIOREFERENCE LABORATORIES		69	103	60%	172

COVID-19: testing by laboratory

Data through Aug 27, 2020 verified as of Aug 28, 2020 at 09:25 AM

Data in this report are provisional and subject to change.

The numbers in the table below represent the number of Florida and non-Florida residents for whom test results were received by the Department of Health. A person can be tested by more than one laboratory and can have both positive and negative results. **Therefore, the sum of the numbers in each column will be larger than the total number of people tested.**

Reporting lab	Inconclusive	Negative	Positive	Percent positive	Total
BOCA BIOLISTICS REFERENCE LABORATORY		138	31	18%	169
BAYCARE HEALTH SYSTEM		2	167	99%	169
FLORIDA HOSPITAL WAUCHULA		91	74	45%	165
ASAP LAB LLC		95	70	42%	165
UAB UNIVERSITY OF ALABAMA HOSPITAL LAB		157	7	4%	164
MICROGEN DX		29	134	82%	163
NEW YORK STATE ELR - MOUNT SINAI LABORATORY		154	8	5%	162
BUREAU OF CLINICAL LABORATORIES		132	28	18%	160
SCIONLAB SERVICES LLC		147	12	8%	159
WUESTHOFF REF LABORATORY			159	100%	159
NEW YORK STATE ELR - NEW YORK HOSPITAL LABORATORIES	1	152	6	4%	159
EMERGENCY PHYSICIANS MEDICAL CENTER			152	100%	152
US BIOTEK LABORATORIES	1	65	85	56%	151
SACRED HEART HOSPITAL ON THE GULF		93	58	38%	151
LABSTAT		2	145	99%	147
NEO GENOMICS - FORT MYERS	1	141	4	3%	146
GULF COAST MOLECULAR LABORATORIES	8	95	42	29%	145
MIDWAY SPECIALTY CARE CENTER	1	56	86	60%	143
ACUTIS DIAGNOSTICS	1	107	32	23%	140
FLORIDA HOSPITAL HEARTLAND MED CTR LAKE PLACID		93	45	33%	138
ST JUDE CHILDREN'S RESEARCH HOSPITAL		126	11	8%	137
MACDILL AFB HOSPITAL		117	19	14%	136
IRL MARKET LAB ALACHUA		103	31	23%	134
NXGEN MDX LLC	2	102	29	22%	133
VAMC GAINESVILLE		2	131	98%	133
ADVENT HEALTH CENTRA CARE		42	91	68%	133
INTEGRATED REGIONAL LABORATORIES		119	12	9%	131
MEMPHIS PATHOLOGY LABORATORY	1	124	5	4%	130
AMERICAN PATHOLOGY PARTNERS		128	1	1%	129
FAST TRACK URGENT CARE CENTER		1	128	99%	129
BMHSI-AEL MICROBIOLOGY LABORATORY	2	102	24	19%	128
LEHIGH REGIONAL MEDICAL CENTER LAB		106	19	15%	125
VAMC BAY PINES		1	120	99%	121
FAST TRACK URGENT CARE CENTER - CARROLLWOOD			121	100%	121
HEALTH FIRST-HOLMES REGIONAL			118	100%	118
NEW YORK STATE ELR - ENZO CLINICAL LABS INC		117	1	1%	118
CURATIVE LABS		3	115	97%	118
PALM BEACH COUNTY HEALTH DEPT LAB		113	2	2%	115
ROSEN MEDICAL CENTER		102	13	11%	115
ALLIED HEALTH FORT PIERCE		112			112
LEON MEDICAL CENTER		7	103	94%	110
MEDICAL DIAGNOSTICS LABORATORIES,INC		18	91	83%	109
PRIVA PATH LABS			109	100%	109
SPARROW HEALTHCARE	2	1	105	97%	108
UR MEDICINE LABS- CENTRAL LABORATORY		106	2	2%	108
MILLENNIUM LAB SERVICES			107	100%	107

COVID-19: testing by laboratory

Data through Aug 27, 2020 verified as of Aug 28, 2020 at 09:25 AM

Data in this report are provisional and subject to change.

The numbers in the table below represent the number of Florida and non-Florida residents for whom test results were received by the Department of Health. A person can be tested by more than one laboratory and can have both positive and negative results. **Therefore, the sum of the numbers in each column will be larger than the total number of people tested.**

Reporting lab	Inconclusive	Negative	Positive	Percent positive	Total
COASTAL MED URGENT CARE			107	100%	107
VAMC LAKE CITY		51	54	51%	105
SEBASTIAN RIVER MEDICAL CENTER		66	39	37%	105
FLORIDA CLINICAL LABORATORY-BIOREFERENCE LABORATORIES		43	61	59%	104
UNIVERSITY OF ALABAMA		101	2	2%	103
BAYFRONT HEALTH BROOKSVILLE			102	100%	102
MID-FLORIDA PATHOLOGY		65	36	36%	101
NEW PLANT CITY FAMILY CARE	1	24	76	75%	101
BAPTIST HEALTH SOUTH FLORIDA		4	95	96%	99
USAFSAM/PHE		23	72	76%	95
DIAGNOSTIC SOLUTIONS		3	91	97%	94
SHORELINE PHYSICIAN GROUP			94	100%	94
NAVAL HOSPITAL - JACKSONVILLE		1	92	99%	93
URGENT CARE CURE		51	42	45%	93
FLORIDA COMMUNITY HEALTH CENTERS INC			93	100%	93
STAGEZERO LIFE SCIENCES INC		81	11	12%	92
CENTRACARE		2	89	98%	91
GENETWORKX		15	74	83%	89
SOLARIS DIAGNOSTICS		4	85	96%	89
FULGENT GENETICS	2	62	24	27%	88
ADVENTHEALTH CENTRA CARE OVIEDO		29	58	67%	87
FLORIDA MEDICAL CLINIC		54	33	38%	87
PACIFIC ANALYTICS			86	100%	86
AMELIA EXPRESS CARE		5	77	94%	82
GARCIA CLINICAL LABORATORY		1	81	99%	82
FISHERMENS HOSPITAL CLINICAL LAB		76	5	6%	81
AVELLINO LAB USA, INC		78	2	3%	80
AURORA DIAGNOSTICS BERNHARDT LABORATORIES PATHOLOGY SERVICE		72	7	9%	79
HEALTHLINK DIAGNOSTIC LABORATORIES		1	78	99%	79
AVERO DIAGNOSTICS		53	24	31%	77
ADVENT HEALTH CENTRA CARE LONGWOOD		9	68	88%	77
MINUTECLINIC, LLC DBA MINUTECLINIC #4717		73	3	4%	76
USA HEALTH UNIVERSITY HOSPITAL CLINICAL LABORATORY		73	1	1%	74
AMERICAN RESEARCH LABS		4	68	94%	72
DYNAMIC MEDICAL USA			72	100%	72
MAYO CLINIC LABS - ROCHESTER MAIN CAMPUS		71	1	1%	72
HOLY CROSS HOSPITAL		1	70	99%	71
CENTRAL FLORIDA HEALTH CARE		46	24	34%	70
Highlands Regional Hospital		63	6	9%	69
AMMON LABS		58	10	15%	68
QPS, LLC		67	1	1%	68
MORTON PLANT HOSPITAL			67	100%	67
AEL- MEMPHIS		17	50	75%	67
NORTH OKALOOSA MEDICAL CENTER		36	31	46%	67
ANGEL KIDS PEDIATRICS		50	17	25%	67
HOSPITAL FOR SPECIAL SURGERY		65	1	2%	66

COVID-19: testing by laboratory

Data through Aug 27, 2020 verified as of Aug 28, 2020 at 09:25 AM

Data in this report are provisional and subject to change.

The numbers in the table below represent the number of Florida and non-Florida residents for whom test results were received by the Department of Health. A person can be tested by more than one laboratory and can have both positive and negative results. **Therefore, the sum of the numbers in each column will be larger than the total number of people tested.**

Reporting lab	Inconclusive	Negative	Positive	Percent positive	Total
SELECT LABORATORIES MARION COUNTY, LLC.			66	100%	66
UNKNOWN - BAD FACILITY CODE		16	48	75%	64
LABORATORY CORP OF AMERICA	2	26	36	56%	64
DAVITA LABORATORY SERVICES		49	14	22%	63
DEPARTMENT OF VETERANS AFFAIRS JAMES A. HALEY VETERANS HOSPITAL			62	100%	62
SARAPATH DIAGNOSTICS			62	100%	62
NORTH FLORIDA/SOUTH GEORGA VETERANS HEALTH SYSTEM			61	100%	61
GENE BY GENE			60	100%	60
LABORATORY SPECIALISTS OF MICHIGAN		1	59	98%	60
FHMG-FLORIDA HOSPITAL MEDICAL GROUP		55	5	8%	60
CLINICAL REFERENCE LABORATORY		56	4	7%	60
EXACT SCIENCES LABORATORIES, LLC		15	45	75%	60
MORTON PLANT HOSPITAL/LAB		1	58	98%	59
FINLAY CLINICAL LABORATORY		24	35	59%	59
REFUAH HEALTH CENTER LABORATORY		59			59
Quest Diag Unspecifd		26	31	54%	57
DOCTOR'S MEMORIAL HOSPITAL		5	52	91%	57
ALLSOUTH URGENT CARE			57	100%	57
PROVIDENCE HOSPITAL LABORATORY		55	2	4%	57
NAVY HOSPITAL			57	100%	57
ORLANDO HEALTH EMERGENCY DEPARTMENT		51	5	9%	56
LABCORP BIRMINGHAM	1	5	50	89%	56
VA MEDICAL CENTER		7	48	87%	55
NEW YORK STATE ELR - WADSWORTH HEALTH CENTER		52	3	5%	55
ACCU REFERENCE MEDICAL LAB			55	100%	55
BLOCK, NATION, CHASE, AND SMOLEN FAMILY MEDICINE		36	19	35%	55
BROWARD HEALTH MEDICAL CENTER		1	53	98%	54
HURLBURT FIELD CLINIC		23	29	56%	52
ADVENTHEALTH CENTRA CARE CARROLLWOOD			52	100%	52
SARASOTA CO. HEALTH DEPT # 58		40	11	22%	51
JEFFERY WEINZWEIG		1	50	98%	51
BAYCARE LAB		1	50	98%	51
OPTUM LABS LLC		5	46	90%	51
NEW YORK STATE ELR - EMPIRECITY LABORATORIES		42	8	16%	50
INTEGRITY LABORATORIES			50	100%	50
ARTHREX MEDICAL CENTER		28	22	44%	50
ADVENTHEALTH CENTRA CARE			49	100%	49
P4 DIAGNOSTIX LABORATORY NETWORK		1	48	98%	49
MILLENIUM PHYSICIANS GROUP			49	100%	49
FAWCETT MEMORIAL HOSPITAL-LAB		1	48	98%	49
325TH MEDICAL GROUP			49	100%	49
BAY MEDICAL CENTER SACRED HEART HEALTH SYSTEM		17	32	65%	49
LIFEBRITE	1	5	43	88%	49
NORTH FLORIDA PEDIATRICS-LAKE CITY			48	100%	48
VHA PUBLIC HEALTH REFERENCE LABORATORY- PALO ALTO		27	20	43%	47
MOBILE INFIRMARY MED CENTER PATH LAB		40	6	13%	46

COVID-19: testing by laboratory

Data through Aug 27, 2020 verified as of Aug 28, 2020 at 09:25 AM

Data in this report are provisional and subject to change.

The numbers in the table below represent the number of Florida and non-Florida residents for whom test results were received by the Department of Health. A person can be tested by more than one laboratory and can have both positive and negative results. **Therefore, the sum of the numbers in each column will be larger than the total number of people tested.**

Reporting lab	Inconclusive	Negative	Positive	Percent positive	Total
BALDWIN PEDIATRICS		37	9	20%	46
H LEE MOFFITT CANCER CENTER MICRO		46			46
BAYFRONT HEALTH ER PINELLAS PARK		19	26	58%	45
EAST MANATEE FAMILY	1		44	98%	45
LAB CORP TAMPA			44	100%	44
TRADITION MEDICAL CENTER LABORATORY		21	23	52%	44
NXGEN MDX		18	26	59%	44
SMA SPECIALTY MEDICAL LAB		1	43	98%	44
QUEST TAMPA (NEW YORK ELR)		34	10	23%	44
APP-UNIPATH, LLC		42	1	2%	43
QUEST INFECTIOUS DISEASE	1	38	4	9%	43
QUEST DIAGNOSTICS-N ST PETERSBURG-5TH			43	100%	43
CBS LABORATORY		1	42	98%	43
COASTAL LABORATORIES		12	30	71%	42
MY CLINICAL LAB			42	100%	42
PROTEUS MOLECULAR AND CLINICAL LAB		28	14	33%	42
ADVENTHEALTH CENTRA CARE WESLEY CHAPEL			42	100%	42
NEW YORK STATE ELR - MONTEFIORE MEDICAL CENTER LABORATORIES - MOSES		34	7	17%	41
LAB CORP RTP	1	2	38	93%	41
FLORIDA HOSPITAL NEW SMYRNA		4	37	90%	41
RCA LABORATORY SERVICES – NEW YORK ELR		10	30	75%	40
MIAMI VA HEALTHCARE SYSTEM			40	100%	40
EGLIN REGIONAL MEDICAL CENTER		4	36	90%	40
AMERICAN FAMILY PACE		9	31	78%	40
GRAVITY DIAGNOSTICS, LLC		12	27	69%	39
NEW YORK STATE ELR - KALEIDA HEALTH CENTER FOR LABORATORY		35	4	10%	39
DEVANSH LAB WERKS INC		30	8	21%	38
GENESIS DIAGNOSTICS			38	100%	38
ST VINCENT'S BIRMINGHAM LABORATORY		37	1	3%	38
GENESIS LABORATORY MANAGEMENT		5	33	87%	38
UNIVERSITY HEALTH SYSTEM INC		33	4	11%	37
HEALTH FIRST-PALM BAY		1	36	97%	37
GENPATH			37	100%	37
CITRUS MEMORIAL HEALTH SYSTEM LAB		2	35	95%	37
BAYFRONT		21	16	43%	37
RUSKIN HEALTH CENTER			36	100%	36
ALLIANCE PEDIATRICS		24	12	33%	36
CAREMOUNT MEDICAL - PATHOLOGY		36			36
MEDICAL DIAGNOSTIC LAB		2	34	94%	36
ST. CLOUD MEDICAL GROUP		35			35
HUNTSVILLE HOSPITAL LABORATORY		26	9	26%	35
PALM BAY HOSPITAL		1	34	97%	35
LAB PLUS, LLC AT SAINT THOMAS WEST HOSPITAL		26	9	26%	35
IRL		4	31	89%	35
CAPE CANAVERAL HOSPITAL			35	100%	35
CAPITAL REGIONAL MEDICAL CENTER		2	33	94%	35

COVID-19: testing by laboratory

Data through Aug 27, 2020 verified as of Aug 28, 2020 at 09:25 AM

Data in this report are provisional and subject to change.

The numbers in the table below represent the number of Florida and non-Florida residents for whom test results were received by the Department of Health. A person can be tested by more than one laboratory and can have both positive and negative results. **Therefore, the sum of the numbers in each column will be larger than the total number of people tested.**

Reporting lab	Inconclusive	Negative	Positive	Percent positive	Total
ALLIANCE OF PHYSICIANS AGAINST COVID-19			34	100%	34
NEW YORK STATE ELR - QUEST DIAGNOSTICS NICHOLS		32	2	6%	34
ADVENTHEALTH CENTRA CARE SANFORD		11	23	68%	34
EXPERTUS LABORATORIES INC		13	21	62%	34
VENICE REGIONAL MEDICAL LAB SERVICES			34	100%	34
CHILDREN'S HOSPITAL OF ALABAMA		33			33
DESOTO MEMORIAL HOSPITAL LAB			33	100%	33
VA		15	17	53%	32
DOC SMILEY'S URGENT CARE		4	28	88%	32
GRAVITY DIAGNOSTICS		17	15	47%	32
LABFIRST - DEPARTMENT OF PATHOLOGY		30	1	3%	31
ASSOCIATED CLINICAL LABORATORIES		30	1	3%	31
QUEST DIAGNOSTICS NICHOLS INSTITUTE- LPP		3	28	90%	31
NEW YORK STATE ELR - WHITE PLAINS HOSPITAL CENTER LAB		31			31
PENSACOLA PEDIATRICS		19	12	39%	31
ST. MARYS MEDICAL CENTER		1	30	97%	31
QUEST DIAGNOSTICS-VERO BEACH-37TH ST		31			31
CLINICAL RESEARCH SEQUENCING PLATFORM			31	100%	31
SANFORD LABORATORIES		25	5	17%	30
FINLAY CLINICAL LABORATORY INC		26	4	13%	30
CVS PHARMACY NO 7881		29	1	3%	30
NEXT MOLECULAR ANALYTICS		1	29	97%	30
LABCORP OF AMERICA		15	15	50%	30
QUEST DIAGNOSTIC INC	1	3	25	86%	29
RDX BIOSCIENCE,			29	100%	29
NEW YORK STATE ELR - NEWYORK-PRESBYTERIAN/QUEENS DIAGNOSTIC		28	1	3%	29
P4CLINICAL	3	2	24	83%	29
KENDALL REGIONAL MEDICAL CENTER LAB	3		26	90%	29
SMA LAB		4	25	86%	29
DICKERT		26	3	10%	29
INTERLAB		1	27	96%	28
DOH-WEST PALM BEACH BRANCH LABORATORY			28	100%	28
QUEST DIAGNOSTICS INC.			27	100%	27
ADVENTHEALTH PALM COAST			27	100%	27
INTERNAL LAB		24	3	11%	27
SUNCOAST LABS			27	100%	27
LAB			27	100%	27
JAMES A. HALEY VETERANS' HOSPITAL			27	100%	27
NORTH FLORIDA PEDIATRICS		1	26	96%	27
FHMG_CTR FOR SENIOR HEALTH		22	5	19%	27
QDX PATHOLOGY SERVICES		16	10	38%	26
WUESTHOFF MEMORIAL HOSPITAL			26	100%	26
CDC		17	9	35%	26
DIAGNOSTIC LABORATORY OF OKLAHOMA		24	2	8%	26
VIERA HOSPITAL			26	100%	26
MINUTECLINIC DIAGNOSTIC OF RHODE ISLAND, LLC #729		25	1	4%	26

COVID-19: testing by laboratory

Data through Aug 27, 2020 verified as of Aug 28, 2020 at 09:25 AM

Data in this report are provisional and subject to change.

The numbers in the table below represent the number of Florida and non-Florida residents for whom test results were received by the Department of Health. A person can be tested by more than one laboratory and can have both positive and negative results. **Therefore, the sum of the numbers in each column will be larger than the total number of people tested.**

Reporting lab	Inconclusive	Negative	Positive	Percent positive	Total
ST. ANTHONY'S HOSPITAL			25	100%	25
SOFT CELL LABORATORIES		24	1	4%	25
NEIGHBORHOOD MEDICAL CENTER		23	2	8%	25
POPLAR HEALTHCARE PLLC	1	10	13	54%	24
NEW YORK STATE ELR - STONY BROOK UNIVERSITY MEDICAL CENTER		21	3	13%	24
NEW YORK STATE ELR - CATHOLIC HEALTH SYSTEM DEPT LABORATORY		24			24
ELLENTON URGENT CARE			24	100%	24
PPD	2	19	3	13%	24
PRIDE DIAGNOSTICS		20	3	13%	23
FIRST CHOICE URGENT CARE			23	100%	23
LABORATORY DYNAMICS		20	3	13%	23
BAYFRONT HEALTH SPRING HILL		1	22	96%	23
CENTRA CARE CONWAY			23	100%	23
AVENTIS BIO-SERVICES CTL		23			23
MOLECULAR DIAGNOSTICS		1	22	96%	23
MINUTECLINIC DIAGNOSTIC OF MICHIGAN, PC #8029		22			22
BENTON PEDIATRICS INC		14	8	36%	22
CAYUGA MEDICAL CENTER AT ITHACA		19	3	14%	22
AHSE ROP		22			22
PENNSYLVANIA DEPT OF HEALTH		19	3	14%	22
EGL GENETIC DIAGNOSTICS		1	21	95%	22
IPSUM DIAGNOSTICS			22	100%	22
ST. JOSEPH'S HOSPITAL NORTH			22	100%	22
PATRICK AIR FORCE BASE		1	20	95%	21
ADVENT HEALTH CENTRA CARE PALM COAST			21	100%	21
HEALTH FIRST CAPE CANAVERAL HOSPITAL			21	100%	21
TRUGENX			21	100%	21
NEW YORK STATE ELR - UNIVERSITY HOSPITAL, STONY BROOK SOUTHAMPTON		21			21
BROWARD HEALTH CORAL SPRINGS EPIDEMIOLOGY DEPT			21	100%	21
ADVENT HEALTH FISH MEMORIAL		2	19	90%	21
MIAMI BEACH COMMUNITY HEALTH CENTER			21	100%	21
AMERICA FAMILY CARE		9	11	55%	20
ASSOCIATED PATHOLOGISTS		16	4	20%	20
MOLECULAR TESTING LABS			20	100%	20
PARRISH MEDICAL CENTER		1	19	95%	20
OUT OF STATE		14	6	30%	20
VAMC			20	100%	20
ST. CLOUD HOSPITAL		20			20
WUESTHOFF MEDICAL CENTER-MELBOURNE			20	100%	20
AMELIA MEDICAL CARE			20	100%	20
INTEGRATED REGIONAL LABORATORIES - LARGO			19	100%	19
SUNQUEST		2	17	89%	19
LECONTE MEDICAL CENTER LAB		15	4	21%	19
NIGHT LITE PEDIATRICS WINTER GARDEN		9	10	53%	19
MED HEALTH SERVICES		18	1	5%	19
PRECISION HEALTH SOLUTIONS LAB			19	100%	19

COVID-19: testing by laboratory

Data through Aug 27, 2020 verified as of Aug 28, 2020 at 09:25 AM

Data in this report are provisional and subject to change.

The numbers in the table below represent the number of Florida and non-Florida residents for whom test results were received by the Department of Health. A person can be tested by more than one laboratory and can have both positive and negative results. **Therefore, the sum of the numbers in each column will be larger than the total number of people tested.**

Reporting lab	Inconclusive	Negative	Positive	Percent positive	Total
MAYO CLINIC LABS - ROCHESTER SUPERIOR DRIVE		2	17	89%	19
MINI ER AND URGENT CARE		1	18	95%	19
INTERCOASTAL MEDICAL GROUP			18	100%	18
XPRESS WELLNESS URGENT CARE			18	100%	18
PALO ALTO VA MEDICAL CENTER		1	17	94%	18
JACKSON HEALTH SYSTEM			18	100%	18
HEALTH FIRST-VIERA HOSPITAL			18	100%	18
MAGNOLIA DIAGNOSTIC			18	100%	18
TPCA CLINICAL LABORATORIES		15	3	17%	18
SUNTREE INTERNAL MEDICINE		18			18
EAST ALABAMA MEDICAL CENTER LABORATORY		12	6	33%	18
NEW YORK STATE ELR - WESTCHESTER MEDICAL CENTER		18			18
NEW YORK STATE ELR - WILSON MEMORIAL REGIONAL MEDICAL CENTER		17	1	6%	18
DOCTORS MEMORIAL HOSPITAL		8	10	56%	18
STONE WASH CLINICAL LABORATORIES		2	16	89%	18
MADISON CORE LABORATORIES		17	1	6%	18
AMERICAN HEALTH ASSOCIATES OF TAMPA		2	15	88%	17
BAYFRONT HEALTH PORT CHARLOTTE			17	100%	17
WATSON CLINIC LLP SOUTH			17	100%	17
FHMG LAKE MARY PEDS		16	1	6%	17
CENTRA CARE - SOUTH ORANGE		6	11	65%	17
NEW YORK STATE ELR - BROOKDALE UNIVERSITY HOSPITAL		16	1	6%	17
INTEGRITY LABORATORIES, LLC		5	12	71%	17
UNIVERSITY ALABAMA		17			17
ST FRANCIS HOSPITAL		14	3	18%	17
NEW YORK STATE ELR - QUEST DIAGNOSTICS INCORPORATED		14	3	18%	17
CLEVELAND CLINIC FOUNDATION		9	8	47%	17
TIDE LABORATORIES		5	12	71%	17
LABCORP INC		3	13	81%	16
QUEST DIAGNOSTICS NICHOLS INSTITUTE - SJC (LPP)		11	5	31%	16
SEVEN RIVERS REGIONAL MEDICAL CENTER		4	12	75%	16
LABCORP - CLEARWATER		3	13	81%	16
PATHGROUP			16	100%	16
PARK WEST MEDICAL CENTER		15	1	6%	16
CONNECTICUT DEPARTMENT OF HEALTH		14	2	13%	16
TGH		1	15	94%	16
BRANCH MEDICAL CLINIC			16	100%	16
MINUTECLINIC DIAGNOSTIC OF RHODE ISLAND, LLC #1544		15			15
CONSOLIDATED LAB SERVICES		8	7	47%	15
FLORIDA DEPARTMENT OF HEALTH		10	5	33%	15
QUEST DIAGNOSTICS INCORPORATED			15	100%	15
NADAL PEDIATRICS - VICTORIA STREET (3385)		3	12	80%	15
CLINICAL PATHOLOGY LABS		1	14	93%	15
BOND CLINIC		1	14	93%	15
CENTRA CARE- WINTER GARDEN			15	100%	15
QUESTDIAGNOSTICS INCORPORATED		1	14	93%	15

COVID-19: testing by laboratory

Data through Aug 27, 2020 verified as of Aug 28, 2020 at 09:25 AM

Data in this report are provisional and subject to change.

The numbers in the table below represent the number of Florida and non-Florida residents for whom test results were received by the Department of Health. A person can be tested by more than one laboratory and can have both positive and negative results. **Therefore, the sum of the numbers in each column will be larger than the total number of people tested.**

Reporting lab	Inconclusive	Negative	Positive	Percent positive	Total
NORTH SHORE UNIVERSITY HOSPITAL LABORATORY		14	1	7%	15
REDITUS LABORATORIES			15	100%	15
NEW YORK STATE ELR - ROCHESTER GENERAL HOSPITAL LABORATORY		14	1	7%	15
NEW YORK STATE ELR - LENOX HILL HOSPITAL		13	2	13%	15
DIATHERIX		13	2	13%	15
HEALTH CENTRAL HOSPITAL			14	100%	14
POARCH BANC CREEK INDIANS TRIBAL HEALTH DEPARTMENT			14	100%	14
LABORATORY OF FLORIDA			14	100%	14
GOLDEN GATE FAMILY CLINIC			14	100%	14
SEMINOLE COUNTY HEALTH DEPARTMENT		13	1	7%	14
DOCTORS MEMORIAL FAMILY MEDICINE			14	100%	14
MEDCOMP SCIENCES			14	100%	14
MILLENNIUM PHYSICIAN GROUP LCC			14	100%	14
ADVENTHEALTH CENTRA CARE BRANDON			14	100%	14
WHITE WILSON MEDICAL CENTER CLINIC			14	100%	14
Diatherix Laboratories, LLC		4	9	69%	13
DOCTOR'S IN HOUSE LABORATORY			13	100%	13
TALLAHASSEE PRIMARY CARE ASSOC, PA		12	1	8%	13
DEPARTMENT OF VETERANS AFFAIRS MEDICAL CENTER			13	100%	13
NEW YORK STATE ELR - BRONX LEBANON HOSPITAL-MEDICAL CENTER		12	1	8%	13
UVMMC MICROBIOLOGY		12	1	8%	13
TYNDALL AFB			13	100%	13
TREE HOUSE PEDIATRICS		12	1	8%	13
NEW YORK STATE ELR - ERIE COUNTY MEDICAL CTR CLINICAL LABS		13			13
BAPTIST SOUTH MEDICAL CENTER		2	11	85%	13
ADVENTHEALTH MEDICAL GROUP		11	2	15%	13
HIGHLANDS MEDICAL CENTER		13			13
ORLANDO HEALTH		2	11	85%	13
SOUTHEAST FAMILY HEALTHCARE CENTER			13	100%	13
XERA MED RESEARCH			13	100%	13
CVS PHARMACY, INC DBA CVS/PHARMACY #5685		12			12
FLORIDA DEPT OF HEALTH		4	8	67%	12
NEW YORK STATE ELR - SARATOGA HOSPITAL LABORATORY		11	1	8%	12
WESTPAC LABS		1	11	92%	12
BROWARD DIALYSIS			12	100%	12
FLORIDA STATE HOSPITAL			12	100%	12
LAKE CITY VETERANS HOSPITAL			12	100%	12
ST VINCENTS MEDICAL CENTER RIVERSIDE NURSING		1	11	92%	12
GENEDX		9	3	25%	12
ADVENT HEALTH CENTRA CARE- KID'S CARE		12			12
Point of Care Testing			12	100%	12
ADVANCED URGENT CARE		10	2	17%	12
EMPIRE CITY LABORATORIES INC		1	11	92%	12
JACKSON NORTH MEDICAL CENTER		1	11	92%	12
DOH		1	11	92%	12
LEON CHD		12			12

COVID-19: testing by laboratory

Data through Aug 27, 2020 verified as of Aug 28, 2020 at 09:25 AM

Data in this report are provisional and subject to change.

The numbers in the table below represent the number of Florida and non-Florida residents for whom test results were received by the Department of Health. A person can be tested by more than one laboratory and can have both positive and negative results. **Therefore, the sum of the numbers in each column will be larger than the total number of people tested.**

Reporting lab	Inconclusive	Negative	Positive	Percent positive	Total
TOTAL RENAL LABORATORIES INC		7	5	42%	12
TEN HEALTHCARE		2	10	83%	12
CENTRA CARE - SAND LAKE			11	100%	11
ESCAMBIA COMMUNITY CLINIC			11	100%	11
UPMC CHAUTAUQUA AT WCA LABORATORY		11			11
FUNGAL REFERENCE LABORATORY		11			11
DELRAY MEDICAL CENTER LAB			11	100%	11
ADVENTHEALTH ZEPHYRHILLS			11	100%	11
ADVENTHEALTH CENTRA CARE TEMPLE TERRACE			11	100%	11
ACHS		2	9	82%	11
FLORIDA COMMUNITY HEALTH CENTER OF ST. LUCIE			11	100%	11
INTERLACHEN PEDIATRICS		7	4	36%	11
SUNCOAST COMMUNITY HEALTH CENTERS PEDIATRICS		6	5	45%	11
PALM BEACH PATHOLOGY		9	2	18%	11
INDIAN RIVER MEDICAL CENTER		11			11
MINUTE CLINIC INCORPORATE		10	1	9%	11
LABCORP - MIAMI		4	7	64%	11
BAYCARE OUTREACH LABORATORY SERVICES		1	10	91%	11
LAB INTERMARKET FACILITY LAB			11	100%	11
SHELBY COUNTY HEALTH CARE CORPORATION		8	3	27%	11
AMERICAN ESOTERIC LABORATORIES			11	100%	11
SELECT REFERENCE LABORATORIES, LLC			11	100%	11
PARKWEST MEDICAL CENTER		9	1	10%	10
PHYSICIANS STAT			10	100%	10
NEW YORK STATE ELR - NEW YORK CITY DEPARTMENT OF HEALTH & MENTAL		9	1	10%	10
ADVENT HEALTH SEBRING			10	100%	10
ADVENTHEALTH CENTRA CARE CITRUS PARK			10	100%	10
CORE LABORATORY		1	9	90%	10
BAY VIEW HEALTHCARE		9	1	10%	10
MEDICAL LABORATORY DIAGNOSTICS			10	100%	10
ACADIAN DIAGNOSTIC LABORATORIES		8	2	20%	10
EMERALD COAST URGENT CARE		3	7	70%	10
BioReference Laboratories, Inc			10	100%	10
PROMEDICA LABORATORIES		9	1	10%	10
KEY PRIMARY CASE			10	100%	10
NEW JERSEY DEPARTMENT OF HEALTH COMMUNICABLE DISEASE SERVICE		3	7	70%	10
LAKE BALDWIN CBOC		9	1	10%	10
NEW YORK STATE ELR - CATHOLIC HEALTH SERVICES REGIONAL LABORATORY		8	2	20%	10
THE TERRACE OF JACKSONVILLE			10	100%	10
DYNAMIC DNA LAB		1	9	90%	10
BROWARD HEALTH CARE			10	100%	10
VENICE REGIONAL MEDICAL CENTER			10	100%	10
PERSONALIZED GENETIC TESTING			10	100%	10
BAY CARE OCCUPATIONAL CLINIC			9	100%	9
NEW YORK STATE ELR - VASSAR BROTHERS MEDICAL CENTER LABORATORY		9			9
BAY PINES VA		1	8	89%	9

COVID-19: testing by laboratory

Data through Aug 27, 2020 verified as of Aug 28, 2020 at 09:25 AM

Data in this report are provisional and subject to change.

The numbers in the table below represent the number of Florida and non-Florida residents for whom test results were received by the Department of Health. A person can be tested by more than one laboratory and can have both positive and negative results. **Therefore, the sum of the numbers in each column will be larger than the total number of people tested.**

Reporting lab	Inconclusive	Negative	Positive	Percent positive	Total
ARCPPOINT LABS - BIRMINGHAM		9			9
HUNTINGTON HOSPITAL LABORATORY		8	1	11%	9
NEW YORK STATE ELR - LOURDES HOSPITAL INC		9			9
MINUTE CLINIC LLC #2216		9			9
FLORIDA HOSPITAL LABS			9	100%	9
NEW YORK STATE ELR - GOOD SAMARITAN HOSPITAL LABORATORY		9			9
KEYS MEDICAL GROUP			9	100%	9
HEART OF FLORIDA HMA			9	100%	9
MICHIGAN DEPARTMENT OF HEALTH AND HUMAN SERVICES			9	100%	9
PRATTVILLE BAPTIST HOSPITAL		7	1	13%	8
NEW YORK STATE ELR - JAMES J PETERS VA MEDICAL CENTER		6	2	25%	8
NORTH CAROLINA DEPARTMENT OF HEALTH & HUMAN SERVICES			8	100%	8
THE COMMONWEALTH OF MASSACHUSETTS			8	100%	8
AFC URGENT CARE			8	100%	8
NOAH CLINICAL LABORATORY			8	100%	8
POINT WASHINGTON MEDICAL CLINIC			8	100%	8
NEW YORK STATE ELR - ST PETER'S BENDER LABORATORY		8			8
BAYONET POINT MEDICAL CENTER			8	100%	8
WOLFSON (USE BAPTIST)			8	100%	8
MHHS All Lab Subsection		8			8
NEW YORK STATE ELR - NORTH CENTRAL BRONX HOSP		7	1	13%	8
ADVENTHEALTH CENTRA CARE LAKE MARY		2	6	75%	8
ST. JOSEPH HOSPITAL AND HEALTH CARE INC.			8	100%	8
DOCTOR'S IN HOUSE LAB			8	100%	8
UMHC/SYLVESTER AT KENDALL		1	7	88%	8
BAYCARE LABORATORIES			8	100%	8
COMMUNITY HEALTH CENTER		2	6	75%	8
X-GENE MOLECULAR LABS		1	7	88%	8
ST VINCENT'S EAST LABORATORY		7	1	13%	8
LEE MEMORIAL HEALTH PARK LAB			8	100%	8
GENEUS DIAGNOSTICS			8	100%	8
SPORTS DRUG TESTING LABORATORY			8	100%	8
SYLVESTER AT PLANTATION LABORATORY		7	1	13%	8
STATE LAB		1	7	88%	8
UNIVERSITY HOSPITAL - STONY BROOK EASTERN		7			7
MINUTECLINIC DIAGNOSTIC OF RHODE ISLAND, LLC #212		7			7
CANTON-POTSDAM HOSPITAL LABORATORY		7			7
FAST TRACK URGENT CARE CENTER - WESTCHASE			7	100%	7
BOZEMAN HEALTH DEACONESS HOSPITAL		4	3	43%	7
CENTRA CARE-LBV			7	100%	7
FLORIDA HOSPITAL KISSIMMEE		4	3	43%	7
FLORIDA DEPARTMENT OF HEALTH IN HILLSBOROUGH COUNTY			7	100%	7
FLORIDA DEPARTMENT OF HEALTH IN LAKE COUNTY		3	4	57%	7
FLORIDA CLINICAL LAB			7	100%	7
CREATIVE TESTING SOLUTIONS		1	6	86%	7
SANTA ROSA MEDICAL CENTER CLINICAL LAB		2	5	71%	7

COVID-19: testing by laboratory

Data through Aug 27, 2020 verified as of Aug 28, 2020 at 09:25 AM

Data in this report are provisional and subject to change.

The numbers in the table below represent the number of Florida and non-Florida residents for whom test results were received by the Department of Health. A person can be tested by more than one laboratory and can have both positive and negative results. **Therefore, the sum of the numbers in each column will be larger than the total number of people tested.**

Reporting lab	Inconclusive	Negative	Positive	Percent positive	Total
CLEVELAND CLINIC			7	100%	7
COMMUNITY HEALTH NORTHWEST FLORIDA			7	100%	7
LEE COUNTY HEALTH DEPARTMENT		4	3	43%	7
WATSON CLINIC LLP MAIN			7	100%	7
ST CATHERINE OF SIENA HOSPITAL		7			7
NORTHWEST FLORIDA COMMUNITY HOSPITAL		1	6	86%	7
ARCHBOLD MEMORIAL HOSPITAL/LAB		3	4	57%	7
INTERMOUNTAIN CENTRAL LAB		1	6	86%	7
ABBOTT			7	100%	7
PECONIC BAY MEDICAL CENTER LABORATORY		6	1	14%	7
ORMOND BEACH CENTRA CARE			7	100%	7
NORTHWELL HEALTH PLAINVIEW HOSPITAL LABORATORY		5	2	29%	7
BIOFIRE			7	100%	7
NEW YORK STATE ELR - HUDSON VALLEY HOSPITAL CENTER LABORATORY		6	1	14%	7
GATEWAY/ADVENT CENTRA CARE			7	100%	7
SOUTHEAST ALABAMA MEDICAL CENTER			7	100%	7
HEALTHMARK REGIONAL HOSPITAL LAB		3	4	57%	7
NORTH BAY HOSPITAL			7	100%	7
NEW YORK STATE ELR - LABORATORY ALLIANCE OF CENTRAL NEW		7			7
NO NAME		5	2	29%	7
ROCKLEDGE			7	100%	7
NEW YORK PRESBYTERIAN - ALLEN HOSPITAL		7			7
LONGLEAF DIAGNOSTIC LABORATORIES		2	5	71%	7
GENE STREET LABORATORIES, LLC		6			6
BROOKWOOD BAPTIST MEDICAL CENTER		6			6
Maury Regional Hospital		4	2	33%	6
BIOCEPT			6	100%	6
NEW YORK STATE ELR - JAMAICA HOSPITAL MEDICAL CENTER		6			6
BOCA RATON REGIONAL HOSPITAL LAB			6	100%	6
MASSACHUSETTS GENERAL HOSPITAL		1	5	83%	6
MICHIGAN DEPARTMENT OF COMMUNITY HEALTH		1	5	83%	6
LEE MEMORIAL LAB GULF COAST			6	100%	6
COVANCE CENTRAL LABORATORY			6	100%	6
STATEN ISLAND UNIVERSITY HOSPITAL-POUCH		6			6
CENTRA CARE - APOPKA			6	100%	6
FLORIDA WOMAN CARE LABORATORY			6	100%	6
MONTEFIORE NEW ROCHELLE HOSPITAL		6			6
PATHOGENIUS LABORATORIES		2	4	67%	6
LAB CORP OF AMERICA		2	4	67%	6
ST ELIZABETH MEDICAL CENTER LABORATORY		6			6
ADVENTHEALTH PEDIATRICS/LAKE MARY PEDS		5	1	17%	6
ACH			6	100%	6
SPECIALITY LABORATORIES,INC		5	1	17%	6
ADVENTHEALTH CENTRA CARE ORMOND BEACH			6	100%	6
LABCORP BURLINGTON CYTO		5	1	17%	6
TAMIAMI LAB MILLENIUM			6	100%	6

COVID-19: testing by laboratory

Data through Aug 27, 2020 verified as of Aug 28, 2020 at 09:25 AM

Data in this report are provisional and subject to change.

The numbers in the table below represent the number of Florida and non-Florida residents for whom test results were received by the Department of Health. A person can be tested by more than one laboratory and can have both positive and negative results. **Therefore, the sum of the numbers in each column will be larger than the total number of people tested.**

Reporting lab	Inconclusive	Negative	Positive	Percent positive	Total
LABCORP NEW PORT RICHEY			6	100%	6
BAYCARE MEDICAL GROUP INC			6	100%	6
ST JOSEPH HOSPITAL		5	1	17%	6
BAPTIST PRIMARY CARE		2	4	67%	6
HEALTH CARE LABORATORY SERVICES			6	100%	6
QUOTIENT SCIENCES			6	100%	6
LONGWOOD FAMILY PRACTICE		6			6
TRUE HEALTH DIAGNOSTICS		1	5	83%	6
CVS PHARMACY # 10423		6			6
TOTAL ACCESS URGENT CARE			6	100%	6
TROY REGIONAL MEDICAL CENTER		3	3	50%	6
LAKELAND REGIONAL HEALTH			5	100%	5
BROWARD COUNTY HEALTH DEPT.			5	100%	5
CAPITAL HEALTH PLAN LABORATORIES			5	100%	5
FRANCES WARDE MEDICAL LABORATORY		2	3	60%	5
CHEMISYS LABORATORIES			5	100%	5
DALE MEDICAL CENTER		2	3	60%	5
JFK MEDICAL CENTER NORTH LAB			5	100%	5
ASCENSION ST. VINCENT'S PRIMARY CARE			5	100%	5
THE VILLAGES CLINICAL LAB		4	1	20%	5
ARNOT OGDEN MEDICAL CENTER LABORATORY		5			5
UNKNOWN LAB			5	100%	5
AIM LABORATORIES			5	100%	5
CHILDREN'S HOSPITAL OF PHILADELPHIA		5			5
INDIAN RIVER CHD VERO BEACH		4	1	20%	5
LEHIGH VALLEY HOSPITAL		3	2	40%	5
LABCORP - NAPLES			5	100%	5
TMH PHYSICIAN PARTNERS - MONTICELLO		5			5
BEAUMONT LABORATORY			5	100%	5
ST VINCENT'S CHILTON		4	1	20%	5
LABCORP DIAGNOSTICS-MIAMI		2	3	60%	5
NEW YORK STATE ELR - SOUTHSIDE HOSPITAL NORTHWELL HEALTH LABORATORY		4	1	20%	5
SHELBY BAPTIST MEDICAL CENTER		2	3	60%	5
AEL KNOXVILLE			5	100%	5
ST ANTHONY NORTH			5	100%	5
DCH REGIONAL MEDICAL CENTER LABORATORY		5			5
BIOTECH			5	100%	5
ADVENTHEALTH CENTRA CARE DAYTONA BEACH			5	100%	5
NICHOLS INSTITUTE QUEST DIAGNOSTICS		2	3	60%	5
BIO-REFERENCE LABORATORIES			5	100%	5
FLORIDA GULF COAST UNIVERSITY			5	100%	5
Cleveland Clinic Laboratories		1	4	80%	5
FAST TRACK URGENT CARE CENTER - SOUTH TAMPA			5	100%	5
LAWTON CHILES HEALTH CENTER			5	100%	5
UNIPATH			5	100%	5
COMMUNITY HEALTH OF SOUTH FLORIDA			5	100%	5

COVID-19: testing by laboratory

Data through Aug 27, 2020 verified as of Aug 28, 2020 at 09:25 AM

Data in this report are provisional and subject to change.

The numbers in the table below represent the number of Florida and non-Florida residents for whom test results were received by the Department of Health. A person can be tested by more than one laboratory and can have both positive and negative results. **Therefore, the sum of the numbers in each column will be larger than the total number of people tested.**

Reporting lab	Inconclusive	Negative	Positive	Percent positive	Total
XRL SXF REF LAB		5			5
AMEERAH LABS			5	100%	5
MANATEE PEDIATRICS			5	100%	5
DOH JACKSONVILLE CENTRAL LABORATORY		3	2	40%	5
COMMUNITY HEALTH CENTERS OF PINELLAS, INC.			5	100%	5
COLORADO DEPARTMENT OF PUBLIC HEALTH AND ENVIRONMENT			5	100%	5
UPMC HEALTH SYSTEM		4	1	20%	5
INTERMARKET FACILITY			4	100%	4
CONNECTDX			4	100%	4
BAPTIST MEDICAL CENTER EAST		2	2	50%	4
FINLAY C. LABORATORY		3	1	25%	4
DAVITA LABORATORY		4			4
STATEN ISLAND UNIVERSITY HOSPITAL		4			4
WALGREENS #03413		2	2	50%	4
ILLINOIS DEPT OF PUBLIC HEALTH LAB - SPRINGFIELD			4	100%	4
NEW HAMPSHIRE DEPARTMENT OF HEALTH AND HUMAN SERVICES		3	1	25%	4
COVENIENT CARE MEDICAL CLINIC			4	100%	4
VA GULF COAST VETERANS HEALTH CARE SYSTEM			4	100%	4
SENIOR HEALTH OF WINTER PARK DUNDEE		4			4
TA LABCORP TAMPA			4	100%	4
GENUS3		1	3	75%	4
MAKO MEDICAL LABORATORIES		1	3	75%	4
GULF COAST MEDICAL GROUP			4	100%	4
METHODIST MEDICAL CENTER		3	1	25%	4
NEW YORK STATE ELR - SAMARITAN HOSPITAL LABORATORY		4			4
METROPOLITAN HOSPITAL CENTER		4			4
METRO KNOXVILLE HMA		4			4
PRECISION LABS LLC		1	3	75%	4
FISHERMEN'S HOSPITAL			4	100%	4
BAY CARE			4	100%	4
NEW YORK STATE ELR - BROOKLYN HOSPITAL CENTER DOWNTOWN CAMPUS		4			4
BAPTIST MEDICAL PLAZA AT DORAL URGENT CARE CENTER		4			4
LINCOLN MEDICAL AND MENTAL HEALTH CENTER		4			4
NEWYORK-PRESBYTERIAN/ LAWRENCE HOSPITAL LABORATORY		4			4
EMERGENCY MEDICAL CENTER			4	100%	4
GENUS DIAGNOSTICS			4	100%	4
EXPRESS TESTING-ONE			4	100%	4
PEDIATRIC HEALTH CARE ALLIANCE			4	100%	4
CENTURY HEALTH AND REHABILITATION CENTER			4	100%	4
QUEST DIAGNOSTICS- MELBOURNE			4	100%	4
QUEST DIAGNOSTIC			4	100%	4
IRL MARKET LAB			4	100%	4
WEST PACIFIC MEDICAL LABORATORY			4	100%	4
AURORA DIAGNOSTICS			4	100%	4
MEDLOGIC, LLC		1	3	75%	4
DTR LABS		3	1	25%	4

COVID-19: testing by laboratory

Data through Aug 27, 2020 verified as of Aug 28, 2020 at 09:25 AM

Data in this report are provisional and subject to change.

The numbers in the table below represent the number of Florida and non-Florida residents for whom test results were received by the Department of Health. A person can be tested by more than one laboratory and can have both positive and negative results. **Therefore, the sum of the numbers in each column will be larger than the total number of people tested.**

Reporting lab	Inconclusive	Negative	Positive	Percent positive	Total
MINUTECLINIC DIAGNOSTIC OF TEXAS, LLC		4			4
QUEST DIAGNOSTIC INC TECHNICAL			4	100%	4
THOMAS JEFFERSON UNIVERSITY HOSPITAL		4			4
WALGREENS NO 09204		4			4
SOUTHWESTERN REGIONAL MEDICAL CENTER - TULSA		4			4
MISSOURI DEPARTMENT OF HEALTH AND SENIOR SERVICES			4	100%	4
DORAL URGENT CARE			4	100%	4
NORTHSHORE UNIVERSITY HEALTHSYSTEM EVANSTON HOSPITAL LAB			4	100%	4
HEALTHQUEST LABORATORIES			4	100%	4
FAST TRACK URGENT CARE CENTER - BRANDON			4	100%	4
MAINSTREET FAMILY CARE		1	3	75%	4
FLORIDA HOSPITAL		1	3	75%	4
OKLAHOMA STATE UNIVERSITY DIAGNOSTIC LAB			4	100%	4
MALABAR/ADVENT CENTRA CARE			4	100%	4
STATEN ISLAND UNIVERSITY HOSPITAL SEGUINE AVE		4			4
PENNSYLVANIA DEPARTMENT OF HEALTH BUREAU OF LABORATORIES			3	100%	3
KEY WEST URGENT CARE, INC		3			3
ST LUKES HOSPITAL LABORATORY		2	1	33%	3
WAKEMED		1	2	67%	3
OMNICARE PHARMACY OF TEXAS 1, LP DBA OMNICARE		3			3
ILLINOIS DEPARTMENT OF PUBLIC HEALTH			3	100%	3
MARSHALL MEDICAL CENTER SOUTH LAB		2	1	33%	3
NOVANT HEALTH INPATIENT CARE			3	100%	3
NORTH BROWARD HOSPITAL DISTRICT HEALTHCARE FOR THE HOMELESS			3	100%	3
QUEST ELR		2	1	33%	3
BAYCARE OUTREACH LABORATORY HOSPITAL			3	100%	3
SIGNATURE CARE PFLUGERVILLE			3	100%	3
PINELLAS COUNTY HEALTH DEPARTMENT		2	1	33%	3
BARONESS ERLANGER HOSPITAL		3			3
WATAUGA MEDICAL CENTER		1	2	67%	3
BAY CARE LAB SERVICES/ST. ANTHONY'S HOSPITAL			3	100%	3
WALGREENS #5317		3			3
WALGREENS #17132		3			3
NITE LITE PEDIATRICS - PORT ST. LUCIE		2	1	33%	3
NORTH NAPLES HOSPITAL RESPIRATORY THERAPY DEPARTMENT			3	100%	3
WALGREENS #11293		3			3
WALGREENS #10775		3			3
PATIENT FIRST - ALLENTOWN			3	100%	3
ALACHUA COUNTY HEALTH DEPARTMENT			3	100%	3
AMERICAN FAMILY CARE- ORANGE BEACH			3	100%	3
WESLEY CHAPEL INTERNAL MEDICINE AND PEDIATRICS			3	100%	3
RIVERVIEW REGIONAL MEDICAL CENTER		3			3
TANNER MEDICAL CENTER EAST AL		3			3
ROCKLEDGE FAMILY HEALTH			3	100%	3
NORTHERN DUTCHESS HOSPITAL LABORATORY		3			3
TIMBER RIDGE LABORATORY			3	100%	3

COVID-19: testing by laboratory

Data through Aug 27, 2020 verified as of Aug 28, 2020 at 09:25 AM

Data in this report are provisional and subject to change.

The numbers in the table below represent the number of Florida and non-Florida residents for whom test results were received by the Department of Health. A person can be tested by more than one laboratory and can have both positive and negative results. **Therefore, the sum of the numbers in each column will be larger than the total number of people tested.**

Reporting lab	Inconclusive	Negative	Positive	Percent positive	Total
QUATRACOR PLLC		3			3
MONTEFIORE ST LUKE'S CORNWALL HOSPITAL		2	1	33%	3
SANFORD MOBILE LAB		1	2	67%	3
FLORIDA CLINICAL LABORATORY - BIOREFERENCE LABORATORIES		2	1	33%	3
CENTRA CARE HUNTER'S CREEK			3	100%	3
PALM BEACH COUNTY HEALTH DEPARTMENT LABORATORY			3	100%	3
MONTANA PUBLIC HEALTH LAB			3	100%	3
CENTRA CARE - LAKE NONA		1	2	67%	3
NAPHCARE, INC.			3	100%	3
PUBLIC HEALTH LAB		3			3
WOODHULL MEDICAL AND MENTAL HEALTH CTR		3			3
CAPTAIN JAMES A. LOVELL FEDERAL HEALTHCARE CENTER			3	100%	3
CELAL GUROL ERBAY, MD			3	100%	3
ADVANCED LAB			3	100%	3
UNIVERSITY OF WEST FLORIDA STUDENT HEALTH SERVICES			3	100%	3
IOWA DEPARTMENT OF PUBLIC HEALTH			3	100%	3
UAB		2	1	33%	3
FAST TRACK URGENT CARE CENTER - WESLEY CHAPEL			3	100%	3
DOCTORS URGENT CARE			3	100%	3
MIAMI CANCER INSTITUTE			3	100%	3
COUNTY OF LOS ANGELES			3	100%	3
AARK LABORATORY		3			3
CORAL GABLES HOSPITAL			3	100%	3
UCLA HEALTHCARE CLINICAL LABS			3	100%	3
ACCESS HEALTH CARE		2	1	33%	3
UNIVERSITY OF CHICAGO MEDICAL CENTER LAB			3	100%	3
CENTRAL FLORIDA HEALTH CARE INC			3	100%	3
PALMS WEST HOSPITAL			3	100%	3
JACKSON SOUTH COMMUNITY HOSPITAL LAB			3	100%	3
SUNCOAST URGENT CARE			3	100%	3
DOH-TAMPA BRANCH LABORATORY (MLK BLVD)			3	100%	3
CALHOUN LIBERTY HOSPITAL			3	100%	3
BEEBE MEDICAL CENTER LABORATORY		3			3
SCIENTIFIC LABORATORY DIVISION			3	100%	3
NEW YORK STATE ELR - LONG ISLAND JEWISH MED CTR		3			3
EISENHOWER ARMY MEDICAL CENTER			3	100%	3
NEW YORK STATE ELR - JACOBI MEDICAL CENTER		3			3
DOCTOR'S IN-HOUSE LAB/COMMUNITY HEALTH CENTERS OF PINELLAS -PINELLAS P			3	100%	3
LABCORP RARITAN		3			3
PRECISION GENETICS			3	100%	3
VIRTUA VOORHEES HOSPITAL		3			3
NEW YORK STATE ELR - ORANGE REGIONAL MEDICAL CENTER LABORATORY		3			3
BAYFRONT HEALTH PUNTA GORDA			3	100%	3
SAMARITAN MEDICAL CENTER		3			3
SSM HEALTH ST LOUIS MICROBIOLOGY LABORATORY		1	2	67%	3
VIRACOR		2	1	33%	3

COVID-19: testing by laboratory

Data through Aug 27, 2020 verified as of Aug 28, 2020 at 09:25 AM

Data in this report are provisional and subject to change.

The numbers in the table below represent the number of Florida and non-Florida residents for whom test results were received by the Department of Health. A person can be tested by more than one laboratory and can have both positive and negative results. **Therefore, the sum of the numbers in each column will be larger than the total number of people tested.**

Reporting lab	Inconclusive	Negative	Positive	Percent positive	Total
VIRGINIA DIVISION OF CONSOLIDATED LABORATORIES			3	100%	3
SOUTH GEORGIA MEDICAL CENTER			3	100%	3
PROMEDICA LABORATORIES		3			3
VA OUTPATIENT			3	100%	3
PRIMARY CARE OF THE TREASURE COAST			3	100%	3
FAMILY HEALTH CENTERS OF SWF LABS			3	100%	3
LAKE WALES MEDICAL CENTER INC			3	100%	3
LAKE MARY KIDS CENTRA CARE			3	100%	3
JOE DIMAGGIO CHILDREN'S HOSPITAL		1	2	67%	3
ADVENT HEALTH NEW SMYRNA BEACH			3	100%	3
BIODESIX, INC.		3			3
JOHNS HOPKINS MEDICAL LABORATORIES		1	2	67%	3
DEACONESS HOSPITAL			3	100%	3
TELEVISIT MALABAR PEDIATRICS			3	100%	3
RUSH UNIVERSITY MEDICAL CENTER LABORATORY			2	100%	2
TITUSVILLE/ADVENT CENTRA CARE			2	100%	2
PCB CLINIC			2	100%	2
WHOLE CHILD PEDIATRICS			2	100%	2
SPARROW CENTRAL LAB			2	100%	2
SONIC REFERENCE LABORATORY			2	100%	2
PATHLINE			2	100%	2
SOUTHEAST GEORGIA HEALTH SYSTEM			2	100%	2
PTC LABORATORIES			2	100%	2
UT MEMPHIS UNIVERSITY HEALTH SERVICES			2	100%	2
THE UNIVERSITY OF VERMONT MEDICAL CENTER		2			2
TUFTS MEDICAL CENTER			2	100%	2
UNIVERSITY OF WASHINGTON MEDICAL CENTER			2	100%	2
URGENT CARE TCMA			2	100%	2
RIVERSIDE MEDICAL GROUP		1	1	50%	2
SARNO EXTENDED HOURS			2	100%	2
SCDHEC BUREAU OF LABORATORIES			2	100%	2
ST. JOSEPH REGIONAL MEDICAL CENTER			2	100%	2
RICHMOND UNIVERSITY MEDICAL CENTER		1	1	50%	2
SARASOTA MEMORIAL MEDICAL URGENT CARE CENTER			2	100%	2
QUEENS HOSPITAL CENTER		2			2
THOMAS LANGLEY			2	100%	2
UK HEALTHCARE			2	100%	2
UNIVERSITY HOSPITAL			2	100%	2
SANFORD REGIONAL HOSPITAL WORTHINGTON		2			2
SANFORD SOUTH UNIVERSITY		2			2
UC CORAL GABLES			2	100%	2
UNIVERSITY OF MARYLAND MEDICAL CENTER			2	100%	2
QUEST DIAGNOSITCS INCORPORATED			2	100%	2
UNIVERSITY OF MIAMI			2	100%	2
TALLAHASSEE MEMORIAL HEALTHCARE FAMILY MED RESIDENCY			2	100%	2
UNIVERSITY HOSPITAL OF BROOKLYN		2			2

COVID-19: testing by laboratory

Data through Aug 27, 2020 verified as of Aug 28, 2020 at 09:25 AM

Data in this report are provisional and subject to change.

The numbers in the table below represent the number of Florida and non-Florida residents for whom test results were received by the Department of Health. A person can be tested by more than one laboratory and can have both positive and negative results. **Therefore, the sum of the numbers in each column will be larger than the total number of people tested.**

Reporting lab	Inconclusive	Negative	Positive	Percent positive	Total
UNIVERSITY OF KANSAS MEDICAL CENTER			2	100%	2
PREMIER MEDICAL LABORATORY			2	100%	2
WALGREENS #07388		2			2
ST JOSEPH WOMENS HOSPITAL			2	100%	2
WALGREENS #09353		2			2
ST JOSEPHS CHILDRENS HOSPITAL OUTREACH			2	100%	2
WALGREENS #04834		2			2
ROCKEFELLER UNIVERSITY CLINICAL GENOMICS LABORATOR		2			2
PHYSICIANS IMMEDIATE CARE AURORA			2	100%	2
ST CHARLES HOSPITAL LABORATORY		2			2
PHOSPHORUS DIAGNOSTICS			2	100%	2
PIEDMONT HOSPITAL LAB			2	100%	2
WALGREENS #6637		2			2
PHYSICIANS LABORATORY SERVICES			2	100%	2
WALGREENS # 03852		2			2
VIGILINT HEALTHCARE		1	1	50%	2
QUEST DIAGNOSTICS-OCALA-SE 3RD		2			2
QUEST DIAGNOSTICS-OCALA-SW HIGHWAY 200		2			2
PREMIER LABORATORY SERVICES, LLC			2	100%	2
VERMONT DEPARTMENT OF HEALTH LABORATORY		1	1	50%	2
VIDANT MEDICAL CENTER			2	100%	2
ST PETERSBURG PEDIATRICS-EAST BAY			2	100%	2
VRL EUROFINIS			2	100%	2
SHARP MEMORIAL HOSPITAL MICROBIOLOGY DEPT			2	100%	2
VIRTUA MEMORIAL HOSPITAL BURLINGTON COUNTY			2	100%	2
VISITING PHYSICIANS ASSOCIATION LABORATORY		2			2
TREASURE COAST COMMUNITY HEALTH			2	100%	2
PARAMOUNT URGENT CARE - OVIEDO			2	100%	2
KETTERING HEALTH			2	100%	2
MOUNT DORA PEDIATRICS		2			2
LOWELL GENERAL HOSPITAL			2	100%	2
GUTHRIE MEDICAL GROUP LABORATORIES		2			2
CAPE COD HOSPITAL			2	100%	2
NATIONWIDE LABORATORY SERVICES		1	1	50%	2
LINCOLN DIAGNOSTIC LAB		2			2
HEALTH FIRST IBM-UX			2	100%	2
MAILBOX DIAGNOSTICS		1	1	50%	2
MINUTECLINIC DIAGNOSTIC OF RHODE ISLAND, LLC #590		2			2
Cleveland Clinic Weston			2	100%	2
MONROE COUNTY HOSPITAL		2			2
DMH STEINHATCHEE FAMILY MEDICINE			2	100%	2
MADISON COUNTY MEMORIAL HOSP		1	1	50%	2
LEGACY LABORATORY SERVICES			2	100%	2
NEW YORK STATE ELR - COLUMBIA MEMORIAL HOSPITAL LABORATORY		2			2
NEW YORK STATE ELR - BELLEVUE HOSPITAL CENTER DEPARTMENT		2			2
NEW YORK STATE ELR - AUBURN COMMUNITY HOSPITAL		2			2

COVID-19: testing by laboratory

Data through Aug 27, 2020 verified as of Aug 28, 2020 at 09:25 AM

Data in this report are provisional and subject to change.

The numbers in the table below represent the number of Florida and non-Florida residents for whom test results were received by the Department of Health. A person can be tested by more than one laboratory and can have both positive and negative results. **Therefore, the sum of the numbers in each column will be larger than the total number of people tested.**

Reporting lab	Inconclusive	Negative	Positive	Percent positive	Total
NEW YORK STATE ELR - ERIE COUNTY PUBLIC HEALTH CLINICAL		2			2
LABCORP - BRANDON		2			2
NEW YORK STATE ELR - LONG ISLAND JEWISH VALLEY STREAM		2			2
NEW YORK STATE ELR - GLENS FALLS HOSPITAL DEPARTMENT OF PATHOLOGY		2			2
LAB CORP PHOENIX			2	100%	2
GRAND ST PAUL CVS		2			2
NEBRASKA MEDICAL CENTER			2	100%	2
GEORGIA DEPARTMENT OF PUBLIC HEALTH			2	100%	2
CAREWELL 301 - WARWICK			2	100%	2
NEW YORK STATE DEPARTMENT OF HEALTH		1	1	50%	2
LEESBURG REGIONAL MEDICAL CENTER		1	1	50%	2
MINUTECLINIC DIAGNOSTIC OF ILLINOIS		2			2
BIO-TECH CLINICAL LABORATORIES			2	100%	2
CONSOLIDATED LABORATORY SERVICES			2	100%	2
JACKSON LABORATORY OF GENOMIC MEDICINE		2			2
BFT LAB			2	100%	2
CVS PHARMACY, INC DBA CVS/PHARMACY #10581		2			2
BETH ISRAEL DEACONESS MEDICAL CENTER			2	100%	2
MEDRITE			2	100%	2
CONEMAUGH MEMORIAL MEDICAL CENTER		2			2
COMPUNET CLINICAL LAB			2	100%	2
MAYO			2	100%	2
BLOUNT MEMORIAL HOSPITAL		2			2
INTERNAL MEDICINE ASSOCIATES-DUNELLON			2	100%	2
BIRMINGHAM VAMC		1	1	50%	2
COLLIER COUNTY HEALTH DEPT.			2	100%	2
YORK HOSPITAL - LABORATORY			2	100%	2
MIDMICHIGAN MEDICAL CENTER			2	100%	2
HOME ACCESS HEALTH			2	100%	2
M12297090CV HOLLAND-23D2189684		2			2
BROAD INSTITUTE CLINICAL SEQUENCING RESEARCH PLATFORM		1	1	50%	2
MINUTECLINIC DIAGNOSTIC		1	1	50%	2
HELIX DIAGNOSTICS			2	100%	2
BAYFRONT MEDICAL			2	100%	2
MEMORIAL SLOAN KETTERING CANCER CENTER		1	1	50%	2
MEMORIAL HERMANN CONSOLIDATED LABORATORY SERVICES			2	100%	2
CVS/PHARMACY #10373		2			2
JOHN D. ARCHBOLD MEM. HOSPITAL			2	100%	2
JRS LABORATORY			2	100%	2
JOHNSON CITY MEDICAL CENTER		1	1	50%	2
COASTAL MEDICAL LAB			2	100%	2
LABCORP - OHIO			2	100%	2
EVERLYWELL		2			2
LABCORP - LEESBURG			2	100%	2
EXECUTIVE MEDICAL SERVICES		2			2
OHIO STATE UNIVERSITY MEDICAL CENTER			2	100%	2

COVID-19: testing by laboratory

Data through Aug 27, 2020 verified as of Aug 28, 2020 at 09:25 AM

Data in this report are provisional and subject to change.

The numbers in the table below represent the number of Florida and non-Florida residents for whom test results were received by the Department of Health. A person can be tested by more than one laboratory and can have both positive and negative results. **Therefore, the sum of the numbers in each column will be larger than the total number of people tested.**

Reporting lab	Inconclusive	Negative	Positive	Percent positive	Total
OHIO DEPARTMENT OF HEALTH LABORATORY		2			2
FLORIDA HEALTH CARE PLANS			2	100%	2
NOVANT HEALTH GOHEALTH URGENT CARE-HARRISBURG			2	100%	2
FLORIDA MEDICAL CLINIC PA		2			2
ALABAMA DEPARTMENT OF PUBLIC HEALTH			2	100%	2
NORTHWESTERN MEMORIAL HOSPITAL			2	100%	2
ENGLEWOOD HOSPITAL AND MEDICAL CENTER			2	100%	2
NOVADX		2			2
NOT INDICATED			2	100%	2
ERIE COUNTY MEDICAL CTR CLINICAL LABS		2			2
ACL LABORATORIES INDUSTRIAL TOXICOLOGY			2	100%	2
LABCORP - ORLANDO		1	1	50%	2
FLORIDA CLINICAL LABORATORY INC			2	100%	2
LABCORP - STUART		1	1	50%	2
LABCORP - PALM BEACH GARDENS			2	100%	2
FCHC (OB)-DARWIN SQUARE CTR.			2	100%	2
PALM BAY URGENT CARE			2	100%	2
ADVANCED MEDICAL CARE			2	100%	2
OMNI			2	100%	2
EXOSOME DIAGNOSTICS		2			2
OKLAHOMA STATE DEPARTMENT OF HEALTH-PUBLIC HEALTH LABORATORY			2	100%	2
OMNICARE PHARMACY OF TEXAS 1		2			2
ONslow MEMORIAL HOSPITAL LABORATORY		2			2
CELERION			2	100%	2
ADVANCED URGENT CARE CENTER OF THE UPPER KEYS			2	100%	2
FLORIDA PEDIATRICS			2	100%	2
GCPM MANUAL MICROBIOLOGY			2	100%	2
NORTH FLORIDA PEDIATRICS JASPER			2	100%	2
CARL R DARNALL ARMY MEDICAL CENTER			2	100%	2
LABCORP PHOENIX			2	100%	2
EMORY UNIVERSITY HOSPITAL			2	100%	2
ANGEL KIDS PEDIATRICS-BARTRAM PARK		2			2
NLC LABS			2	100%	2
AMERICAN MEDICAL LABORATORIES			2	100%	2
NORTH DAKOTA DEPT OF HEALTH MICROBIOLOGY			2	100%	2
LABCORP SOUTH CHARLESTON			2	100%	2
ARNOLD PALMER HOSPITAL LABORATORY			2	100%	2
NEW YORK STATE ELR - NEW YORK PRESBYTERIAN-LOWER MANHATTAN		2			2
FORT SANDERS REGIONAL LABORATORY		2			2
ALLIANCE LABS @LRMC			2	100%	2
GALEN BAYLOR EXTENSION		2			2
NORTHERN LIGHT LABORATORY			2	100%	2
GEISINGER MEDICAL CENTER		2			2
ALVERNO CLINICAL LABORATORIES			2	100%	2
ALTRU DIAGNOSTICS INC			2	100%	2
UNIVERSITY OF BALTIMORE WASHINGTON MEDICAL CENTER			1	100%	1

COVID-19: testing by laboratory

Data through Aug 27, 2020 verified as of Aug 28, 2020 at 09:25 AM

Data in this report are provisional and subject to change.

The numbers in the table below represent the number of Florida and non-Florida residents for whom test results were received by the Department of Health. A person can be tested by more than one laboratory and can have both positive and negative results. **Therefore, the sum of the numbers in each column will be larger than the total number of people tested.**

Reporting lab	Inconclusive	Negative	Positive	Percent positive	Total
UNIVERSITY LAB			1	100%	1
CLIFTON-FINE HOSPITAL LABORATORY		1			1
FHCP-ORANGE CITY			1	100%	1
CHATSWORTH ASSISTED LIVING COMMUNITY AT PGA NATIONAL			1	100%	1
UNIVERSITY HOSPITALS OF CLEVELAND			1	100%	1
COCOA BEACH/ADVENT CENTRA		1			1
UNC HOSPITAL/MCLENDON CLINICAL LABORATORIES			1	100%	1
UNITED MEMORIAL MEDICAL CENTER			1	100%	1
UNITED LABORATORY SERVICE			1	100%	1
UNITED HEALTHCARE			1	100%	1
CLEVELAND CLINIC OHIO LABORATORIES			1	100%	1
CITRUS PARK			1	100%	1
CHP COVID-19 (TX)			1	100%	1
CGH MEDICAL CENTER			1	100%	1
UNIVERSITY OF FLORIDA			1	100%	1
CHIEFLAND MEDICAL CENTER			1	100%	1
CHARLOTTE CHD PORT CHARLOTTE		1			1
UNIVERSITY OF IOWA HOSPITALS & CLINICS			1	100%	1
UNITED CLINICAL LABORATORIES			1	100%	1
CFCH - FROSTPROOF			1	100%	1
COLORADO DEPARTMENT OF HEALTH LABORATORY SERVICES DIVISION			1	100%	1
ECLRS			1	100%	1
EAST TENNESSEE STATE UNIVERSITY		1			1
DYNACARE LABORATORIES			1	100%	1
THE CHILDREN'S HOSPITAL OF PHILADELPHIA		1			1
EDGAR PRICE FAMILY & CHILDREN HEALTHCARE CENTER			1	100%	1
THE HEART HOSPITAL BAYLOR PLANO			1	100%	1
DOTHAN PEDIATRIC CLINIC			1	100%	1
DOCTORS CLINICAL LABORATORY, INC			1	100%	1
DOCTOR'S IN-HOUSE LAB/COMMUNITY HEALTH CENTERS OF PINELLAS - JOHNNIE R			1	100%	1
DUKE HEALTH REGIONAL HOSPITAL			1	100%	1
THE WOLFF CENTER FOR CHILD & ADOLESCENT HEALTH			1	100%	1
DSI LABORATORIES-NAPLES-7TH			1	100%	1
EGL GENETICS DIAGNOSTICS			1	100%	1
EXPRESS GENE MOLECULAR DIAGNOSTICS LABORATORY			1	100%	1
TAMPA		1			1
EXCEL URGENT CARE OF NJ			1	100%	1
FAST TRACK URGENT CARE CENTER - RIVERVIEW			1	100%	1
FALMOUTH BY THE SEA			1	100%	1
EXPRESS LAB LIVINGSTON			1	100%	1
ELMHURST MEMORIAL HOSPITAL			1	100%	1
TEXAS DEPARTMENT OF STATE HEALTH SERVICES			1	100%	1
ELITE CARE			1	100%	1
TAMPA GENERAL MEDICAL GROUP LABORATORY HEALTHPARK			1	100%	1
ETHOS LABORATORIES		1			1
TENNESSEE DOH - KNOXVILLE			1	100%	1

COVID-19: testing by laboratory

Data through Aug 27, 2020 verified as of Aug 28, 2020 at 09:25 AM

Data in this report are provisional and subject to change.

The numbers in the table below represent the number of Florida and non-Florida residents for whom test results were received by the Department of Health. A person can be tested by more than one laboratory and can have both positive and negative results. **Therefore, the sum of the numbers in each column will be larger than the total number of people tested.**

Reporting lab	Inconclusive	Negative	Positive	Percent positive	Total
DACH MAIN LAB			1	100%	1
TRUMAN MEDICAL CENTER - HOSPITAL HILL			1	100%	1
CVS/PHARMACY #12000		1			1
TRINITAS REGIONAL MEDICAL CENTER			1	100%	1
DE TAR HOSPITAL			1	100%	1
DALLAS MEDICAL CENTER			1	100%	1
CONEY ISLAND HOSPITAL		1			1
UF KANAPAHA LAB BEAKER		1			1
COMMONWEALTH OF MASSACHUSETTS			1	100%	1
CVS UT2297068CV SALT LAKE CITY		1			1
CQUENTIA NGS, LLC			1	100%	1
CORE BIO LABS			1	100%	1
DEKALB MEDICAL CENTER LABORATORY			1	100%	1
TITUSVILLE FAMILY PRACTICE			1	100%	1
DOCS URGENT CARE			1	100%	1
TMH EC NORTHEAST LABORATORY			1	100%	1
TIEHH BIOTERRORISM RESPONSE LAB			1	100%	1
DOCTOR'S WALK-IN CLINIC / QUEST DIAGNOSTICS			1	100%	1
TIMPANOGOS REGIONAL HOSPITAL			1	100%	1
DEPARTMENT OF PATHOLOGY ROME MEMORIAL		1			1
DEPARTMENT OF HEALTH AND HUMAN SERVICES DIVISION OF BEHAVIORAL HEALTH		1			1
DELAWARE DIAGNOSTICS LABS			1	100%	1
DHEC - S.C PUBLIC HEALTH LAB			1	100%	1
DERMDX, DIV OF AURORA DIAGNOSTICS/BERNHARDT LAB		1			1
DEPARTMENT OF VETERANS AFFAIRS ORLANDO MEDICAL CENTER			1	100%	1
CENTRA CARE KIDS WINTER PARK			1	100%	1
AZALEA HEALTH			1	100%	1
AVERA ST. MARY'S HOSPITAL			1	100%	1
AUSTIN REGIONAL CLINIC MICROBIOLOGY LAB			1	100%	1
WALGREENS #10275		1			1
WALGREENS #06961		1			1
BAPTIST HEALTH EXPRESS CARE AT KEY BISCAYNE			1	100%	1
BAPTIST ER TOWN CTR			1	100%	1
APS-SUMMIT CARE PHARMACY, LLC DBA OMNICARE		1			1
Walker BaptistMedCtr			1	100%	1
WARD MEMORIAL HOSPITAL		1			1
ARKANSAS DEPARTMENT OF HEALTH			1	100%	1
WALGREENS #19348		1			1
ATHENS LIMESTONE HOSPITAL		1			1
ASCENSION ST. MICHAEL'S HOSPITAL LAB			1	100%	1
BAYCARE ALLIANT HOSPITAL			1	100%	1
BASCOM PALMER-MICRO LAB			1	100%	1
BARDMOOR LABORATORY			1	100%	1
BAYCARE MEDICAL GROUP			1	100%	1
BAYCARE OUTREACH LAB			1	100%	1
VITAE DIAGNOSTICS			1	100%	1

COVID-19: testing by laboratory

Data through Aug 27, 2020 verified as of Aug 28, 2020 at 09:25 AM

Data in this report are provisional and subject to change.

The numbers in the table below represent the number of Florida and non-Florida residents for whom test results were received by the Department of Health. A person can be tested by more than one laboratory and can have both positive and negative results. **Therefore, the sum of the numbers in each column will be larger than the total number of people tested.**

Reporting lab	Inconclusive	Negative	Positive	Percent positive	Total
VIVEX/UMTB BIOMEDICAL			1	100%	1
WALGREENS #04417		1			1
BAPTIST HEALTH MEDICAL CENTER			1	100%	1
WALGREENS #05362		1			1
BAPTIST HEALTH URGENT CARE AT KENDALL LAKES			1	100%	1
BAPTIST HEALTH URGENT CARE AT UNIVERSITY CENTRE			1	100%	1
WALGREENS # 7308		1			1
WALGREENS #03136		1			1
WIMAUMA COMMUNITY HEALTH CENTER		1			1
ADVENT HEALTH PRIMARY CARE AT OWASA			1	100%	1
ADVANCED URGENT CARE OF MARATHON			1	100%	1
WILMINGTON VA MEDICAL CENTER			1	100%	1
ADVENTIST HINSDALE HOSPITAL LABORATORY			1	100%	1
ADVENTHEALTH CENTRA CARE - KID'S CARE			1	100%	1
WILLIAM A HINTON STATE LABORATORY INSTITUTE			1	100%	1
ACCESS HEALTH CARE PHYSICIANS			1	100%	1
ABSOLUTE HEALTH INTERNAL MED & PEDIATRICS			1	100%	1
MARYLAND STATE DEPT OF HEALTH			1	100%	1
ACCESSLAB		1			1
ADVANCED MEDICAL LABORATORIES (AML)			1	100%	1
ADVANCED LABORATORY SERVICES			1	100%	1
WYOMING PUBLIC HEALTH LAB			1	100%	1
WELLNOW URGENT CARE		1			1
AMD			1	100%	1
WEST			1	100%	1
WELLINGTON WEST 100176			1	100%	1
WASHINGTON STATE DEPARTMENT OF HEALTH PUBLIC HEALTH LABORATORIES			1	100%	1
APPALACHIAN REGIONAL HEALTHCARE SYSTEM		1			1
AMERICAN FAMILY CARE			1	100%	1
AFFINITY URGENT CARE			1	100%	1
AFFILIATED LABORATORIES INC			1	100%	1
AFC PATRIOT URGENT CARE			1	100%	1
WEST VIRGINIA UNIVERSITY HOSPITALS			1	100%	1
WEST KENDALL HOSPITAL			1	100%	1
ALLIANCE LABORATORY SERVICES			1	100%	1
ALABAMA REFERENCE LAB			1	100%	1
BAYFRONT HEALTH DADE CITY			1	100%	1
CAH ACQUISITION COMPANY 11 LLC			1	100%	1
BROOKSVILLE REGIONAL HOSPITAL			1	100%	1
UT AUSTIN UNIVERSITY HEALTH SERVICES			1	100%	1
US LABORATORIES			1	100%	1
URGENT CARE NEW SMYRNA BEACH			1	100%	1
URGENT CARE WEST CLINIC			1	100%	1
CALIFORNIA PUBLIC HEALTH LABORATORY			1	100%	1
BRANDON REGIONAL EMERGENCY CTR			1	100%	1
VA GREATER LOS ANGELES HEALTH CARE SYSTEM			1	100%	1

COVID-19: testing by laboratory

Data through Aug 27, 2020 verified as of Aug 28, 2020 at 09:25 AM

Data in this report are provisional and subject to change.

The numbers in the table below represent the number of Florida and non-Florida residents for whom test results were received by the Department of Health. A person can be tested by more than one laboratory and can have both positive and negative results. **Therefore, the sum of the numbers in each column will be larger than the total number of people tested.**

Reporting lab	Inconclusive	Negative	Positive	Percent positive	Total
BRANDON OUTREACH CLINIC			1	100%	1
UW HOSPITAL AND CLINICS			1	100%	1
UT SOUTHWESTERN MEDICAL CENTER			1	100%	1
UTMB PATHOLOGY CLINICAL SERVICES LABORATORY			1	100%	1
BRISTOL REGINAL MEDICAL CENTER			1	100%	1
CBC LAB			1	100%	1
UNK			1	100%	1
CATHOLIC HEALTH SYSTEM DEPT LABORATORY		1			1
CEDARS-SINAI MEDICAL CENTER			1	100%	1
UNIVERSITY OF MIAMI HEPATOLOGY DIAGNOSTIC LABORATORY			1	100%	1
CELEBRATION HOSPITAL			1	100%	1
UNIVERSITY OF MISSOURI HEALTH CARE			1	100%	1
UPMC NORTHWEST HOSPITAL			1	100%	1
UPSON REGIONAL MEDICAL CENTER			1	100%	1
CARENOW URGENT CARE - LAKE MARY			1	100%	1
CAREWELL JW - WORCESTER LNC			1	100%	1
CAROMONT HEALTH			1	100%	1
UNKNOWN - MI			1	100%	1
CAROLINAS HEALTHCARE SYSTEM LAB			1	100%	1
BEAUMONT REFERENCE LABORATORY			1	100%	1
BEAUMONT HOSPITAL, GROSSE POINTE			1	100%	1
BEAUFORT MEMORIAL			1	100%	1
BELLIN HEALTH LAB			1	100%	1
VELOCITY CARE			1	100%	1
BERKSHIRE MEDICAL CENTER			1	100%	1
VETERANS OUTPATIENT CLINIC			1	100%	1
VIRGINIA DEPT OF HEALTH OFFICE OF EPIDEMIOLOGY			1	100%	1
BAYLOR ESOTERIC AND MOLECULAR LAB			1	100%	1
BAYLOR COLLEGE OF MEDICINE			1	100%	1
BAYONET POINT HOSPITAL LAB			1	100%	1
BAYSTATE MEDICAL CENTER			1	100%	1
BAYSHORE LABORATORY			1	100%	1
Viracor Eurofins			1	100%	1
BMC/JACSONVILLE		1			1
VA OUTPATIENT CLINIC			1	100%	1
VAIL VALLEY MEDICAL CENTER			1	100%	1
VA OUT PATIENT CENTER			1	100%	1
VA HOSPITAL			1	100%	1
VA HOSPITAL PATH & LAB			1	100%	1
BOSTON MEDICAL CENTER			1	100%	1
BIODORON LABORATORIES			1	100%	1
VAULT HEALTH			1	100%	1
VAULT MEDICAL SERVICES			1	100%	1
BIOMERIEUX			1	100%	1
VALLEY HOSPITAL MEDICAL CENTER		1			1
BLUEWATER TOXICOLOGY			1	100%	1

COVID-19: testing by laboratory

Data through Aug 27, 2020 verified as of Aug 28, 2020 at 09:25 AM

Data in this report are provisional and subject to change.

The numbers in the table below represent the number of Florida and non-Florida residents for whom test results were received by the Department of Health. A person can be tested by more than one laboratory and can have both positive and negative results. **Therefore, the sum of the numbers in each column will be larger than the total number of people tested.**

Reporting lab	Inconclusive	Negative	Positive	Percent positive	Total
BLOOD SYSTEMS LABORATORIES			1	100%	1
SYNERGENE LABORATORY			1	100%	1
MEYER PEDIATRICS			1	100%	1
MERITER LABORATORIES			1	100%	1
MERCY HEALTH—MUSKEGON		1			1
MID FLORIDA CLINICAL LABORATORY			1	100%	1
MIAMI BEACH URGENT CARE			1	100%	1
MHS LAB		1			1
MERCY HEALTH LAB			1	100%	1
QUEST DIAGNOSTICS-WEST HILLS		1			1
MEDSTAR HARBOR HOSPITAL			1	100%	1
MEDONE URGENT CARE			1	100%	1
MERCY – NORTH IOWA			1	100%	1
MEMORIAL HEALTH UNIVERSITY MEDICAL CENTER			1	100%	1
MEDSTAR HEALTH URGENT CARE			1	100%	1
MID FLORIDA COMMUNITY SERVICES			1	100%	1
QUEST - HOUSTON LAB			1	100%	1
MONROE COUNTY HEALTH DEPARTMENT			1	100%	1
MOLECULAR PATHOLOGY LABORATORY			1	100%	1
MORTON PLANT			1	100%	1
MONTEFIORE NYACK HOSPITAL AFFILIATED LABORATORY		1			1
MONTANA DEPARTMENT OF PUBLIC HEALTH & HUMAN SERVICES			1	100%	1
MISSOURI DEPARTMENT OF HEALTH AND SENIOR SERVICES - STATE PH LAB		1			1
MINUTE CLINIC DIAGNOSTIC OF VIRGINIA		1			1
MILFORD REGIONAL HOSPITAL			1	100%	1
QUEST DIAGNOSTICS INC		1			1
MINUTECLINIC DIAGNOSTICS MEDICAL GROUP		1			1
MINUTECLINIC DIAGNOSTIC OF TEXAS, LLC #2580		1			1
MINUTECLINIC DIAGNOSTIC OF TEXAS		1			1
MEDLABS DIAGNOSTICS		1			1
MARYLAND DEPARTMENT OF HEALTH AND MENTAL HYGIENE			1	100%	1
RIVERSIDE METHODIST HOSPITAL LAB			1	100%	1
MARSHFIELD LABORATORIES			1	100%	1
RENOWN REGIONAL MEDICAL CENTER			1	100%	1
RHODE ISLAND DEPARTMENT OF HEALTH			1	100%	1
RIDGEWOOD DIAGNOSTIC LABORATORY			1	100%	1
RIVIERA BEACH HEALTH CENTER LAB			1	100%	1
MARCO ISLAND HOSPITAL INC D/B/A			1	100%	1
MAGNOLIA PEDIATRICS			1	100%	1
MAGNOLIA ADULT, LLC			1	100%	1
ROBERT WOOD JOHNSON HOSPITAL			1	100%	1
MARION COUNTY HEALTH DEPARTMENT			1	100%	1
MARINA DEL REY HOSPITAL LAB			1	100%	1
REMISE OCCUPATIONAL HEALTH SOLUTIONS INC			1	100%	1
MEDICAL CENTER AT OCEAN REEF			1	100%	1
MEDICAL ARTS LABORATORY			1	100%	1

COVID-19: testing by laboratory

Data through Aug 27, 2020 verified as of Aug 28, 2020 at 09:25 AM

Data in this report are provisional and subject to change.

The numbers in the table below represent the number of Florida and non-Florida residents for whom test results were received by the Department of Health. A person can be tested by more than one laboratory and can have both positive and negative results. **Therefore, the sum of the numbers in each column will be larger than the total number of people tested.**

Reporting lab	Inconclusive	Negative	Positive	Percent positive	Total
MEDCOMP SCIENCES, LLC			1	100%	1
MEDICAL CLINIC OF HOUSTON			1	100%	1
MEDICAL CENTER ENTERPRISE			1	100%	1
RAPID CITY RUGENT CARE			1	100%	1
MDS PHARMA SERVICES		1			1
REFERENCE LABORATORY			1	100%	1
MC DIAGNOSTIC OF CONNECTICUT PC #459		1			1
REGIONAL MEDICAL LABORATORY			1	100%	1
MD NOW URGENT CARE CENTER INC.			1	100%	1
MD 365 MEDICAL CARE PLLC		1			1
MCH PHYSICIANS GROUP			1	100%	1
MPG JACKSONVILLE ATLANTIC BLVD		1			1
PENN MEDICINE PRINCETON MEDICAL CENTER		1			1
PERDIDO URGENT CARE			1	100%	1
NOT GIVEN			1	100%	1
NOVANT HEALTH PRESBYTERIAN			1	100%	1
PEDIATRIC HEALTHCARE ALLIANCE			1	100%	1
PENINSULA REGIONAL MED CTR LAB			1	100%	1
NORTON HEALTHCARE			1	100%	1
NORTHWELL HEALTH			1	100%	1
NORTHSIDE HOSPITAL DULUTH			1	100%	1
NORTHERN WESTCHESTER HOSPITAL LABORATORY		1			1
PHELPS HOSPITAL LABORATORY		1			1
NORTHWEST FLORIDA CLINICAL LAB			1	100%	1
Northwell Lab			1	100%	1
PEDIATRIC ASSOCIATES - JACKSONVILLE			1	100%	1
PARROTT MEDICAL CLINIC			1	100%	1
OSWEGO HOSPITAL LABORATORY		1			1
ORMC-ARDEN/EOI			1	100%	1
PARADIGM LABORATORIES			1	100%	1
PARKWAY REGIONAL MEDICAL CENTER LAB			1	100%	1
PALM SPRINGS GENERAL HOSPITAL			1	100%	1
PATHGROUP LABS, LLC			1	100%	1
PATIENTS FIRST LAKE ELLA MEDICAL CENTER		1			1
PEACHEALTH LABORATORIES		1			1
OHIO DEPARTMENT OF HEALTH			1	100%	1
ORANGE COUNTY HEALTH DEPT			1	100%	1
ONEIDA HEALTHCARE CENTER		1			1
OMNICARE PHARMACY OF TEXAS 1, LP		1			1
NORTH SHORE HEMATOLOGY-ONCOLOGY ASSOCIATES, PC		1			1
PRISMA HEALTH TUOMEY LABORATORY			1	100%	1
PROGENESIS INC			1	100%	1
NEW YORK CITY DEPARTMENT OF HEALTH			1	100%	1
NEW YORK STATE ELR - MONTEFIORE MEDICAL CENTER LABORATORIES - WEILER			1	100%	1
NEW YORK STATE ELR - MERCY MEDICAL CENTER		1			1
PRIMEX CLINICAL LABORATORIES INC			1	100%	1

COVID-19: testing by laboratory

Data through Aug 27, 2020 verified as of Aug 28, 2020 at 09:25 AM

Data in this report are provisional and subject to change.

The numbers in the table below represent the number of Florida and non-Florida residents for whom test results were received by the Department of Health. A person can be tested by more than one laboratory and can have both positive and negative results. **Therefore, the sum of the numbers in each column will be larger than the total number of people tested.**

Reporting lab	Inconclusive	Negative	Positive	Percent positive	Total
NEW GEN LABS			1	100%	1
NAVAL BRANCH MEDICAL CLINIC			1	100%	1
MUNSON MEDICAL CENTER			1	100%	1
Mt Sinai Aventura			1	100%	1
PROPATH			1	100%	1
PRORENATA LABS			1	100%	1
NDX-CORE LAB			1	100%	1
PRACTITIONERS IN MOTION			1	100%	1
NORTH CAROLINA STATE LABORATORY OF PUBLIC HEALTH, SPECTRUM LAB NETWORK			1	100%	1
POINT OF CARE			1	100%	1
NORTH BROWARD MEDICAL CENTER			1	100%	1
NORTH RIVER FAMILY HEALTH CENTER			1	100%	1
PINNACLE DIALYSIS		1			1
PLANT CITY PEDIATRICS		1			1
NORDX			1	100%	1
POUDRE VALLEY HOSPITAL			1	100%	1
NEW YORK STATE ELR - ST BARNABAS HOSPITAL		1			1
PRACTICE MANAGEMENT OF AMERICA, INC.			1	100%	1
POMONA VALLEY COMMUNITY HOSPITAL			1	100%	1
PORT SAINT JOHN FAMILY PRACTICE			1	100%	1
PORT ST LUCIE REHABILITATION AND HEALTHCARE			1	100%	1
LUCID DIAGNOSTICS LABS			1	100%	1
HARLEM HOSPITAL CENTER		1			1
HARDIN MEMORIAL HOSPITAL - HEARTLAND PATHOLOGY CONSULTANTS			1	100%	1
HANCOCK REGIONAL HOSPITAL		1			1
HARTFORD HOSPITAL ANCILLARY LAB		1			1
HARMONY CLINIC			1	100%	1
ST LUKES HOSPITAL			1	100%	1
GWINNETT MEDICAL CENTER			1	100%	1
ST VINCENT'S ST CLAIR HOSPITAL LABORATORY		1			1
GIFFORD MEMORIAL HOSPITAL		1			1
GEORGETOWN URGENT CARE			1	100%	1
GSM OCED Subsection			1	100%	1
GREENTREE MEDICAL CENTER			1	100%	1
GRAND VIEW HOSPITAL			1	100%	1
HAWAII DEPARTMENT OF HEALTH LAB			1	100%	1
ILLINOIS DEPT OF PUBLIC HEALTH LABS			1	100%	1
IGENEX INC		1			1
HYDE PARK MEDICAL CENTER		1			1
SPRING HILL REGIONAL HOSPITAL			1	100%	1
SPRINGS MEDICAL LAB			1	100%	1
INDIAN RIVER CLINICAL LABORATORY, INC.		1			1
HOUSTON HEALTH DEPARTMENT - BUREAU OF LABORATORY SERVICES			1	100%	1
HIGHLANDS CLINICAL LABORATORY			1	100%	1
HEALTH NETWORK LABORATORIES		1			1
HEALTH ALLIANCE			1	100%	1

COVID-19: testing by laboratory

Data through Aug 27, 2020 verified as of Aug 28, 2020 at 09:25 AM

Data in this report are provisional and subject to change.

The numbers in the table below represent the number of Florida and non-Florida residents for whom test results were received by the Department of Health. A person can be tested by more than one laboratory and can have both positive and negative results. **Therefore, the sum of the numbers in each column will be larger than the total number of people tested.**

Reporting lab	Inconclusive	Negative	Positive	Percent positive	Total
HORIZON MEDICAL CENTER			1	100%	1
ST FRANCIS			1	100%	1
HOLY NAME MEDICAL CENTER		1			1
GEORGE SAFRAN MD PC		1			1
FLORIDA HOSPITAL APOPKA			1	100%	1
FLORIDA HOSPITAL ALTAMONTE			1	100%	1
FLORIDA DEPARTMENT OF HEALTH PALM BEACH COUNTY			1	100%	1
STEWART ST ELIZABETH MEDICAL CENTER			1	100%	1
FLORIDA HOSPITAL LAB			1	100%	1
SUMMIT LABORATORY			1	100%	1
FLORIDA DEPARTMENT OF HEALTH IN MIAMI DADE COUNTY			1	100%	1
SUNY UPSTATE MEDICAL UNIVERSITY			1	100%	1
SV MOBILE HEALTH			1	100%	1
FIRST CARE - MIDDLESBORO			1	100%	1
SUNRISE DIAGNOSTIC LABORATORY			1	100%	1
FIT4LIFE MEDICAL CENTER			1	100%	1
SUNY AT STONY BROOK			1	100%	1
FLORIDA HOSPITAL WINTER GARDEN			1	100%	1
ST. LUKE'S HOSPITAL - BETHLEHEM CAMPUS		1			1
ST. MARY MEDICAL CENTER		1			1
ST. VINCENT HOSPITAL			1	100%	1
GENOVA DIAGNOSTICS LABORATORY			1	100%	1
GENETIC ASSAYS INC			1	100%	1
ST. LUCIE COUNTY HEALTH DEPARTMENT		1			1
ST.ELIZABETH HEALTH CENTER	1				1
GALVESTON COUNTY HEALTH DISTRICT			1	100%	1
State Lab Unspecifd			1	100%	1
STEPHENS COUNTY HOSPITAL			1	100%	1
GAMMA HEALTHCARE, INC		1			1
STANLY REGIONAL MEDICAL CENTER			1	100%	1
STARR COUNTY MEMORIAL HOSPITAL			1	100%	1
INNOVATIVE HEALTH DIAGNOSTIC OF CALIFORNIA			1	100%	1
SCRIPPS CLINIC MEDICAL			1	100%	1
SEA LEVEL LABS			1	100%	1
LabCorp L#09258090 M#09258105			1	100%	1
SCIENCE CARE			1	100%	1
SCIENTIA DIAGNOSTICS			1	100%	1
LABCORP LAFAYETTE		1			1
LABCORP KANSAS CITY			1	100%	1
SHANDS AT LAKE SHORE LAB			1	100%	1
SHARON REGIONAL MEDICAL CENTER			1	100%	1
LABCORP - LADY LAKE			1	100%	1
LABCORP HOUSTON			1	100%	1
SENTARA NORFOLK GENERAL HOSPITAL CENTRAL LAB			1	100%	1
SHAMRA MEDICAL LABORATORY			1	100%	1
LABCORP-CRYSTAL RIVER			1	100%	1

COVID-19: testing by laboratory

Data through Aug 27, 2020 verified as of Aug 28, 2020 at 09:25 AM

Data in this report are provisional and subject to change.

The numbers in the table below represent the number of Florida and non-Florida residents for whom test results were received by the Department of Health. A person can be tested by more than one laboratory and can have both positive and negative results. **Therefore, the sum of the numbers in each column will be larger than the total number of people tested.**

Reporting lab	Inconclusive	Negative	Positive	Percent positive	Total
LIBERTY HEALTH CENTER			1	100%	1
LEGACY ER & URGENT CARE - FRISCO WEST			1	100%	1
LEESBURG FAMILY MEDICINE		1			1
LOYOLA UNIVERSITY MEDICAL CENTER LABORATORY			1	100%	1
SACRED HEART MEDICAL GROUP			1	100%	1
Lourdes Hospital			1	100%	1
SANTA MONICA CA-UCLA MC			1	100%	1
LAKEVIEW REGIONAL HOSPITAL			1	100%	1
LAHEY CLINIC MEDICAL CENTER			1	100%	1
LABCORP-PORT ST.LUCIE		1			1
LATE HOURS URGENT CARE			1	100%	1
LARGO MEDICAL CENTER INDIAN ROCKS			1	100%	1
LAKEWOOD RANCH ER 24/7			1	100%	1
LABCORP - JACKSONVILLE			1	100%	1
IVAN, MAYA			1	100%	1
IU HEALTH PATHOLOGY			1	100%	1
SOUTHEASTERN PEDIATRIC ASSOCIATES			1	100%	1
JOHN D. ARCHBOLD MEMORIAL HOSPITAL			1	100%	1
JEFFERSON COUNTY HEALTH DEPARTMENT-MONTICELLO		1			1
JACKSON MADISON CO. GEN. HOSPITAL			1	100%	1
SOUTHWEST FLORIDA DIVISION LAB			1	100%	1
INSPIRIT SENIOR LIVING			1	100%	1
SPECTOR SCIENTIFIC LAB			1	100%	1
SPECTRUM LABORATORY			1	100%	1
SOUTHWEST REGIONAL PCR LABORATORY			1	100%	1
ISLAND COAST PEDIATRICS		1			1
INTERMOUNTAIN MEDICAL CENTER			1	100%	1
SOUTH LAKE FAMILY HEALTH CENTER			1	100%	1
SKY RIDGE MEDICAL CENTER - MICRO			1	100%	1
KETTERING MEDICAL CENTER			1	100%	1
SMITH KLINE			1	100%	1
LABCORP - HOLLYWOOD			1	100%	1
LABCORP - DAYTONA BEACH			1	100%	1
SIGNATURE CARE MIDLAND			1	100%	1
SMITH NORTHVIEW HOSPITAL LAB			1	100%	1
KANA MEDICAL			1	100%	1
SONORA QUEST LABORATORIES			1	100%	1
JS HEALTHCARE			1	100%	1
KENTUCKY CABINET FOR HEALTH AND FAMILY SERVICES			1	100%	1
SOFTLAB			1	100%	1
KANSAS DEPARTMENT OF HEALTH			1	100%	1
Total	35,327	5,390,000	790,677	13%	6,216,004