

COVID-19: summary of persons monitored, persons tested, and cases

Data through Aug 26, 2020 verified as of Aug 27, 2020 at 09:25 AM

Data in this report are provisional and subject to change.

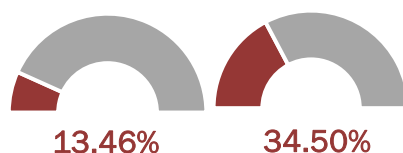
Monitored persons: people the Florida Department of Health was notified of for possible monitoring because they are a contact of a case, traveled from China, or were identified by the Centers for Disease Control and Prevention (CDC) as a part of an airline/ship contact investigation

Total reports	197,593
Total persons of high, medium, or unknown risk	193,932
High/medium/unknown risk still being monitored	12,918

Persons tested: includes PCR and antigen test results received by the Department of Health from the state public health laboratory (BPHL), as well as commercial and hospital laboratories

	Florida residents	Non-Florida residents
Total tested	4,504,911	19,292
Positive	605,342	6,649
Negative	3,892,752	12,621
Inconclusive	6,817	22
Awaiting testing	3,445	28

Cumulative percent positivity (based on positive and negative results from March 1 - present)



Cases: people with positive PCR or antigen test result

Total cases	611,991
Florida residents	605,342
Non-Florida residents	6,649

Type of testing	
Florida residents	605,342
Positive by BPHL/CDC	21,768
Positive by commercial/hospital lab	583,574
PCR positive	597,508
Antigen positive	7,834
Non-Florida residents	6,649
Positive by BPHL/CDC	231
Positive by commercial/hospital lab	6,418
PCR positive	6,413
Antigen positive	236

Characteristics	
Florida residents hospitalized	37,718
Florida resident deaths	10,868
Non-Florida resident deaths	143

Hospitalized counts include anyone who was hospitalized at some point during their illness. It does not reflect the number of people currently hospitalized.

More information on deaths identified through death certificate data is available on the National Center for Health Statistics website at www.cdc.gov/nchs/nvss/vsrr/COVID19/index.htm.

Risk factors for Florida residents	
Traveled	4,657
Contact with a known case	199,468
Traveled and contact with a known case	4,878
Neither	396,339
No travel and no contact	71,477
Travel is unknown	243,327
Contact is unknown	142,518
Contact is pending	166,218

Travel can be unknown and contact can be unknown or pending for the same case, these numbers will sum to more than the "neither" total.

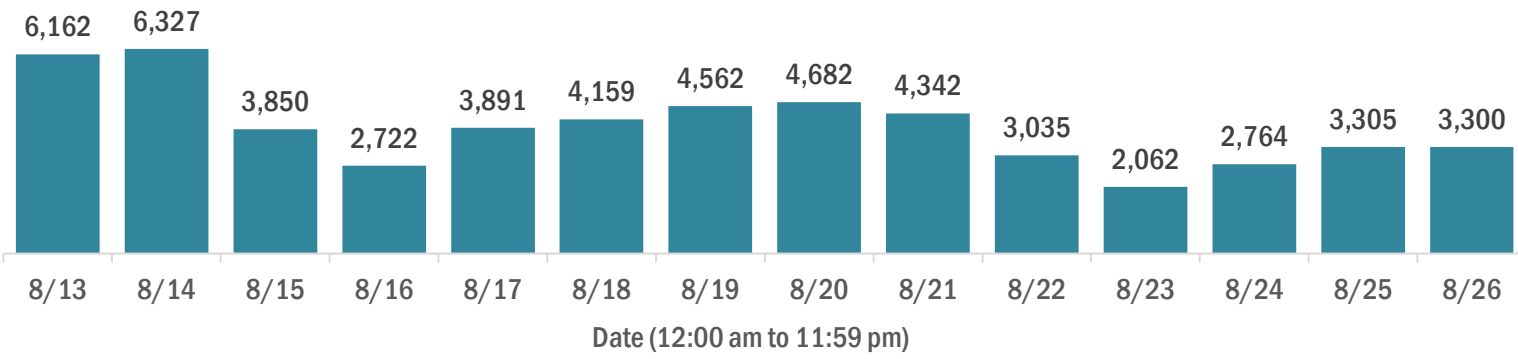
COVID-19: cases and laboratory testing over time

Data through Aug 26, 2020 verified as of Aug 27, 2020 at 09:25 AM

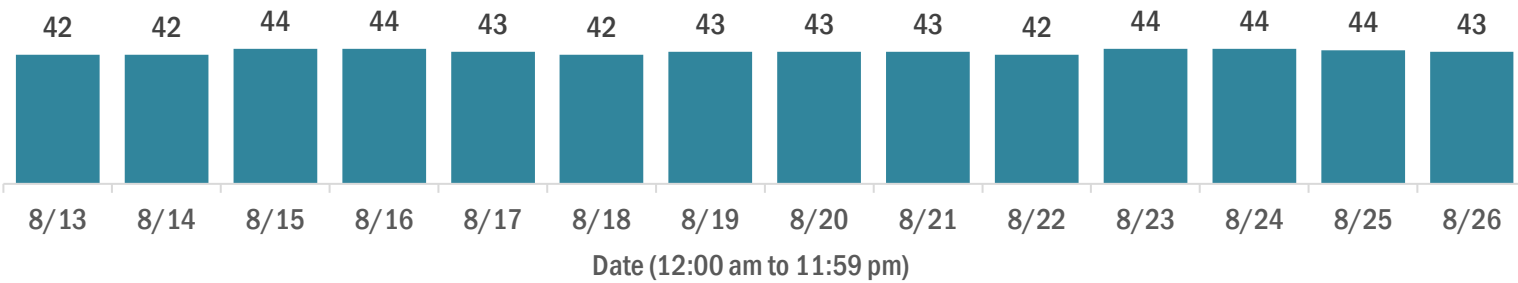
Data in this report are provisional and subject to change.

Cases in Florida residents per day for the past 2 weeks

Number of cases per day



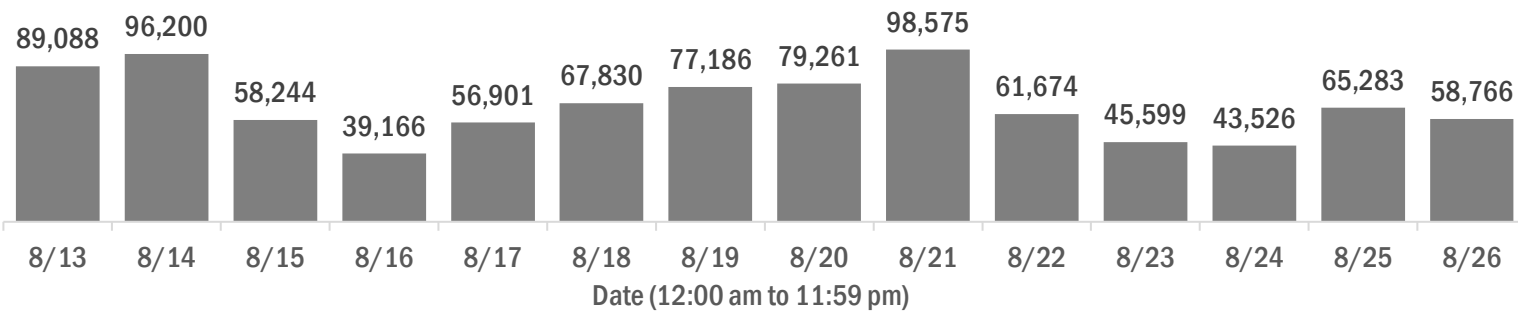
Median age of cases by day



Laboratory testing for Florida residents over the past 2 weeks

Number of Florida residents tested per day

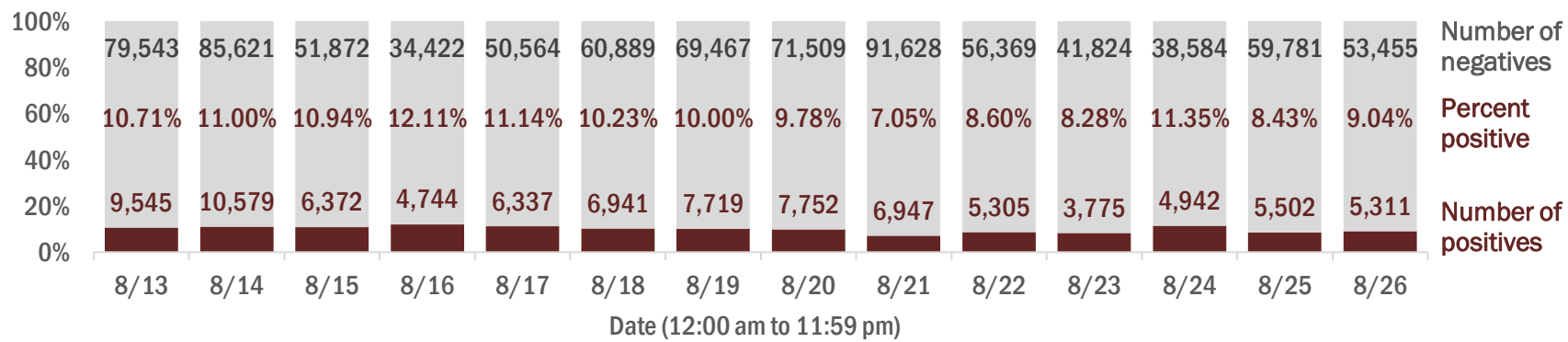
These counts include the number of people for whom the Department received PCR or antigen laboratory results by day. People tested on multiple days will be included for each day a new result was received. A person is only counted once for each day they are tested, regardless of whether multiple specimens are tested or multiple results are received.



Number and percent of Florida residents with positive test results

The percent of positive results ranged from 7.05% to 12.11% over the past 2 weeks and was 9.04% yesterday.

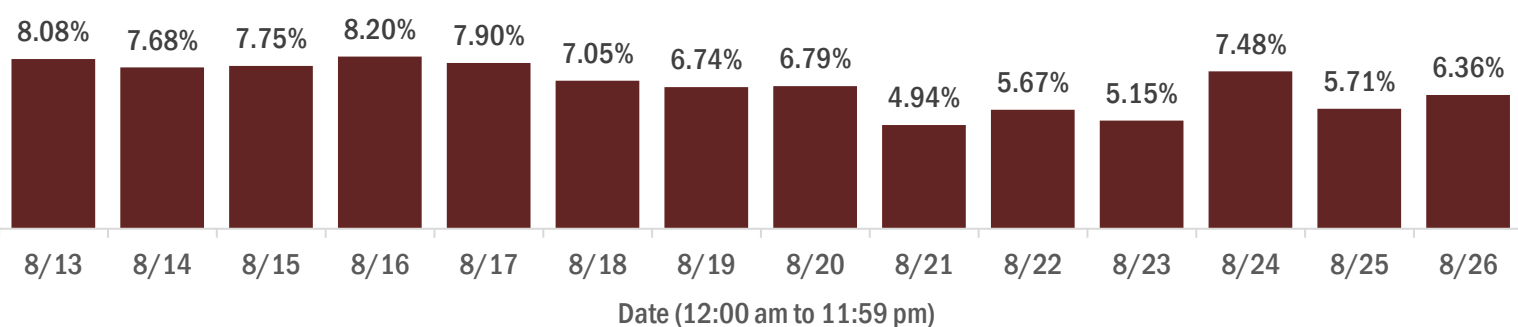
These counts include the number of people for whom the Department received PCR or antigen laboratory results by day. People tested on multiple days will be included for each day a new result was received. A person is only counted once for each day they are tested, regardless of whether multiple specimens are tested or multiple results are received. If a person has a positive specimen and a negative specimen in the same day, only the positive result is counted.



Percent positivity for new cases in Florida residents

The percent of positive results ranged from 4.94% to 8.20% over the past 2 weeks and was 6.36% yesterday.

This percent is the number of people who test PCR- or antigen-positive for the first time divided by all the people tested that day, excluding people who have previously tested positive.



COVID-19: characteristics of 605,342 Florida resident cases

Data through Aug 26, 2020 verified as of Aug 27, 2020 at 09:25 AM

Data in this report are provisional and subject to change.

Age group	Cases	Hospitalizations	Deaths
0-4 years	10,309 2%	240 1%	0 0%
5-14 years	24,903 4%	210 1%	4 0%
15-24 years	90,064 15%	956 3%	27 0%
25-34 years	114,392 19%	2,172 6%	73 1%
35-44 years	99,443 16%	3,279 9%	207 2%
45-54 years	97,184 16%	4,825 13%	455 4%
55-64 years	79,268 13%	6,699 18%	1,171 11%
65-74 years	46,032 8%	7,339 19%	2,272 21%
75-84 years	26,493 4%	6,895 18%	3,155 29%
85+ years	15,471 3%	5,097 14%	3,504 32%
Unknown	1,783 0%	6 0%	0 0%
Total	605,342	37,718	10,868

Gender	Cases
Female	309,221 51%
Male	292,012 48%
Unknown	4,109 1%
Total	605,342

Ethnicity	Cases	Hospitalizations	Deaths
Hispanic	173,082 29%	11,417 30%	2,675 25%
Non-Hispanic	227,820 38%	23,841 63%	7,117 65%
Unknown	204,440 34%	2,460 7%	1,076 10%
Total	605,342	37,718	10,868

Race and ethnicity	Cases	Hospitalizations	Deaths
White	255,146 42%	22,559 60%	7,270 67%
Hispanic	113,583 19%	8,040 21%	2,060 19%
Non-Hispanic	121,218 20%	13,643 36%	4,765 44%
Unknown	20,345 3%	876 2%	445 4%
Black	94,363 16%	9,147 24%	2,134 20%
Hispanic	4,398 1%	392 1%	69 1%
Non-Hispanic	80,319 13%	8,454 22%	1,966 18%
Unknown	9,646 2%	301 1%	99 1%
Other race	77,280 13%	4,545 12%	910 8%
Hispanic	39,491 7%	2,649 7%	454 4%
Non-Hispanic	22,845 4%	1,620 4%	347 3%
Unknown	14,944 2%	276 1%	109 1%
Unknown race	178,553 29%	1,467 4%	554 5%
Hispanic	15,610 3%	336 1%	92 1%
Non-Hispanic	3,438 1%	124 0%	39 0%
Unknown	159,505 26%	1,007 3%	423 4%
Total	605,342	37,718	10,868

Hospitalization counts include anyone who was hospitalized at some point during their illness. It does not reflect the number of people currently hospitalized. **Other race** includes any person with a race of American Indian/Alaskan native, Asian, native Hawaiian/Pacific Islander, or other.

COVID-19: deaths in Florida residents and staff of long-term care facilities

Data through Aug 26, 2020 verified as of Aug 27, 2020 at 09:25 AM

Data in this report are provisional and subject to change.

For current cases in residents or staff of long-term care facilities, please visit: <https://floridahealthcovid19.gov/>

County	Deaths		County	Deaths		County	Deaths	
Dade	693	15%	Indian River	50	1%	Okeechobee	7	0%
Palm Beach	464	10%	Clay	44	1%	Calhoun	6	0%
Pinellas	447	10%	Osceola	41	1%	Gilchrist	6	0%
Broward	351	8%	Suwannee	40	1%	Jefferson	4	0%
Hillsborough	254	6%	Okaloosa	39	1%	Baker	3	0%
Polk	229	5%	Lake	37	1%	Lafayette	3	0%
Lee	221	5%	Hernando	32	1%	Nassau	3	0%
Brevard	127	3%	St. Johns	25	1%	Bradford	2	0%
St. Lucie	121	3%	Hendry	19	0%	Hardee	2	0%
Manatee	120	3%	Bay	17	0%	Holmes	2	0%
Sarasota	119	3%	Citrus	17	0%	Desoto	1	0%
Seminole	116	3%	Highlands	17	0%	Flagler	1	0%
Duval	106	2%	Alachua	14	0%	Gulf	1	0%
Volusia	100	2%	Walton	13	0%	Levy	1	0%
Escambia	87	2%	Leon	12	0%	Monroe	1	0%
Orange	85	2%	Putnam	12	0%	Taylor	1	0%
Pasco	83	2%	Sumter	12	0%	Total	4,587	
Collier	80	2%	Washington	12	0%			
Marion	72	2%	Columbia	10	0%			
Martin	71	2%	Santa Rosa	10	0%			
Charlotte	55	1%	Madison	9	0%			
Jackson	52	1%	Gadsden	8	0%			

Note: cases are summarized by the county of usual residence. Residents and staff may be cases associated with facilities that are not in their county of usual residence, resulting in cases being included below for counties that do not have facilities with known cases.

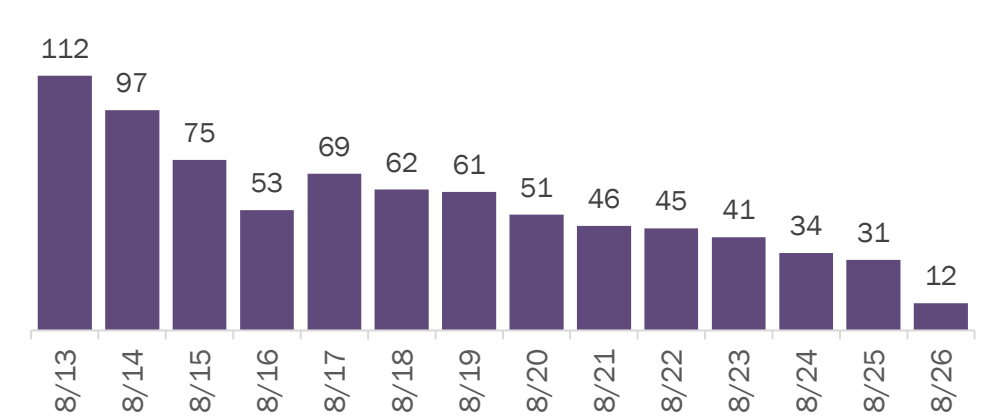
COVID-19: cases in Florida residents who have died

Data through Aug 26, 2020 verified as of Aug 27, 2020 at 09:25 AM

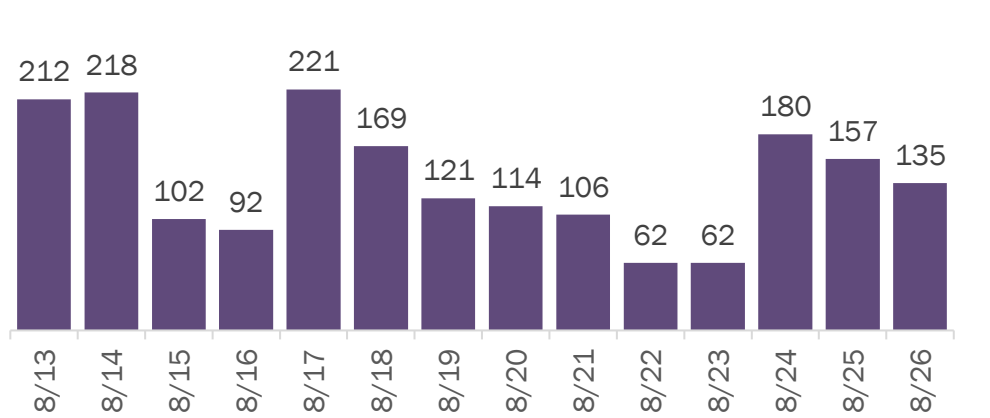
Data in this report are provisional and subject to change.

Demographics for all identified COVID-19 deaths: 10,868

Deaths by date of death



Deaths by date reported to the Department



Median age: 79 years

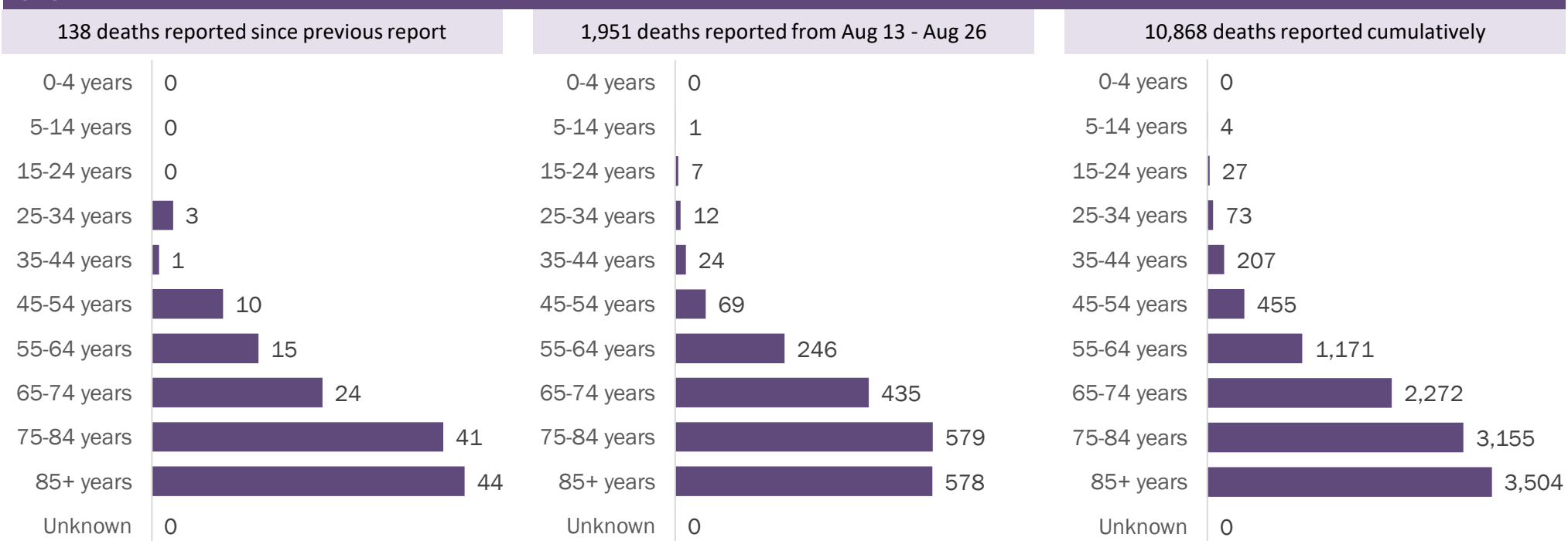
Age group	Deaths	Cases	Case fatality rate	Mortality rate per 100,000 population
0-4 years	0	10,309	0.0%	0.0
5-14 years	4	24,903	0.0%	0.2
15-24 years	27	90,064	0.0%	1.1
25-34 years	73	114,392	0.1%	2.6
35-44 years	207	99,443	0.2%	7.9
45-54 years	455	97,184	0.5%	16.3
55-64 years	1,171	79,268	1.5%	40.5
65-74 years	2,272	46,032	4.9%	93.6
75-84 years	3,155	26,493	11.9%	224.7
85+ years	3,504	15,471	22.6%	606.7
Unknown	0	1,783	0.0%	
Total	10,868	605,342	1.8%	50.3

Race	Deaths	Cases	Case fatality rate	Mortality rate per 100,000 population
White	7,270	255,146	2.8%	43.5
Black	2,134	94,363	2.3%	58.3
Other	910	77,280	1.2%	73.1
Unknown	554	178,553	0.3%	
Total	10,868	605,342	1.8%	50.3

Gender	Deaths	Cases	Case fatality rate	Mortality rate per 100,000 population
Female	4,844	309,221	1.6%	43.9
Male	6,012	292,012	2.1%	56.9
Unknown	12	4,109	0.3%	
Total	10,868	605,342	1.8%	50.3

Ethnicity	Deaths	Cases	Case fatality rate	Mortality rate per 100,000 population
Hispanic	2,675	173,082	1.5%	47.1
Non-Hispanic	7,117	227,820	3.1%	44.7
Unknown	1,076	204,440	0.5%	
Total	10,868	605,342	1.8%	50.3

Age group distribution for deaths reported since previous report, previous 2 weeks, and cumulatively



COVID-19: cases in Florida residents who have died

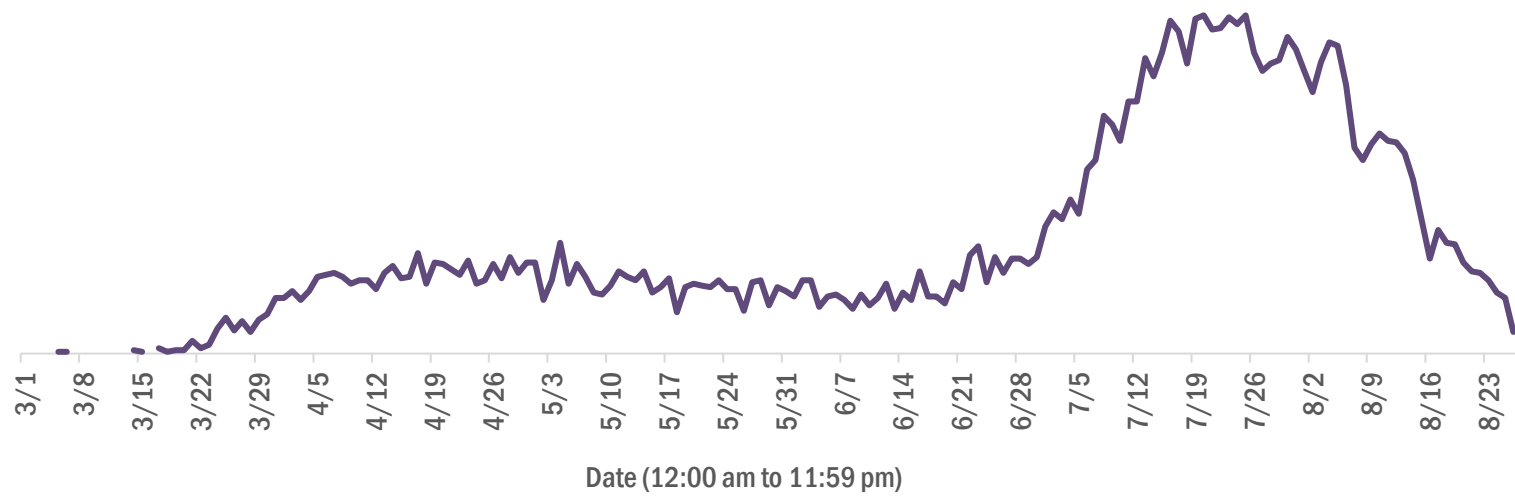
Data through Aug 26, 2020 verified as of Aug 27, 2020 at 09:25 AM

Data in this report are provisional and subject to change.

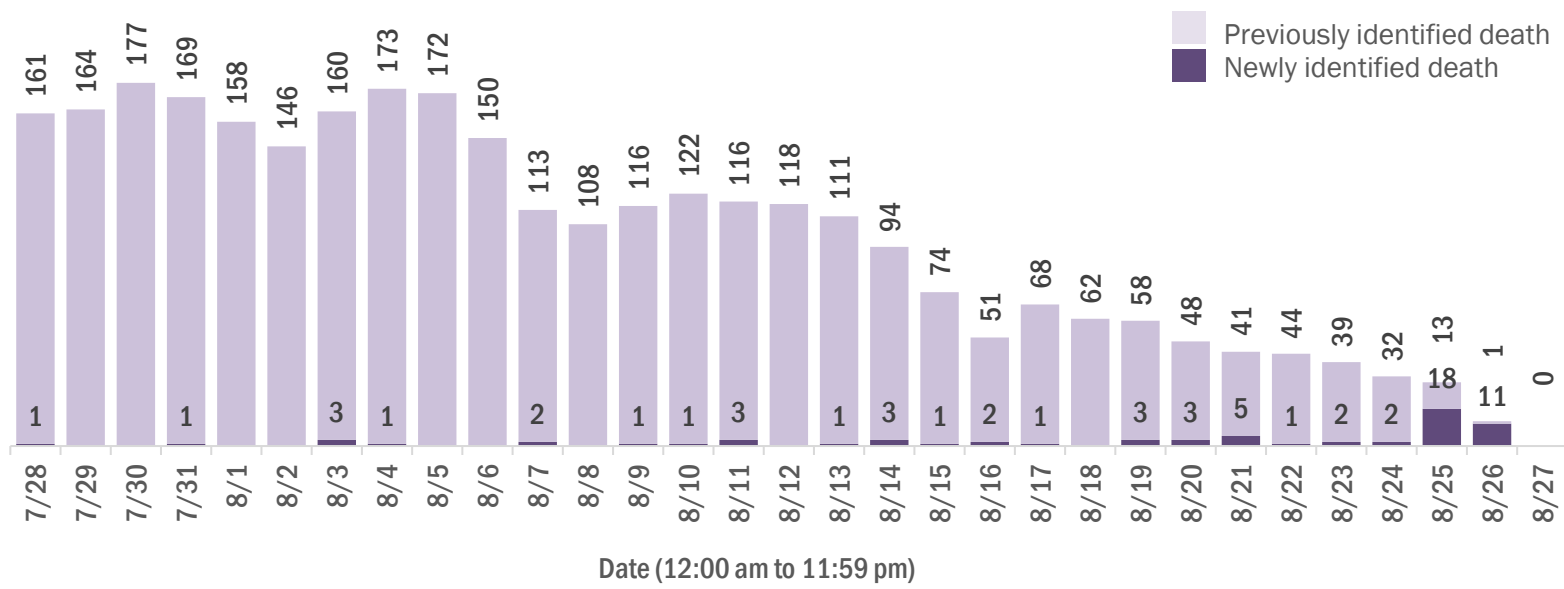
Deaths in Florida residents by date of death

10,868 deaths reported cumulatively, 138 deaths reported since previous report

March to present



Past 30 days



COVID-19: characteristics of 611,991 cases

Data through Aug 26, 2020 verified as of Aug 27, 2020 at 09:25 AM

Data in this report are provisional and subject to change.

Tables below include cases in Florida residents and non-Florida residents.

All 67 Florida counties have cases:

County	FL resident cases	Non-FL resident cases	Total cases	FL resident deaths	FL death rate
Dade	153,555	1,202	154,757	2,346	1.5%
Broward	69,587	560	70,147	1,169	1.7%
Palm Beach	40,839	356	41,195	1,094	2.7%
Hillsborough	36,201	153	36,354	540	1.5%
Orange	34,830	415	35,245	369	1.1%
Duval	25,746	271	26,017	249	1.0%
Pinellas	19,537	144	19,681	641	3.3%
Lee	18,041	291	18,332	414	2.3%
Polk	16,512	57	16,569	425	2.6%
Collier	11,366	105	11,471	172	1.5%
Escambia	10,013	986	10,999	183	1.8%
Osceola	10,806	86	10,892	128	1.2%
Manatee	10,201	109	10,310	254	2.5%
Volusia	9,063	63	9,126	186	2.1%
Marion	8,247	14	8,261	165	2.0%
Pasco	7,864	51	7,915	172	2.2%
Seminole	7,864	32	7,896	169	2.1%
Brevard	7,071	21	7,092	205	2.9%
Sarasota	7,031	60	7,091	198	2.8%
St. Lucie	6,796	26	6,822	233	3.4%
Lake	6,175	38	6,213	99	1.6%
Leon	5,930	137	6,067	31	0.5%
Bay	5,208	81	5,289	77	1.5%
Alachua	5,021	61	5,082	31	0.6%
Santa Rosa	4,525	41	4,566	55	1.2%
St. Johns	4,179	60	4,239	56	1.3%
Martin	4,193	29	4,222	114	2.7%
Okaloosa	4,027	28	4,055	75	1.9%
Clay	3,795	14	3,809	75	2.0%
Columbia	3,280	15	3,295	32	1.0%
Indian River	2,783	18	2,801	96	3.4%
Charlotte	2,596	6	2,602	109	4.2%
Hernando	2,489	17	2,506	79	3.2%
Suwannee	2,371	17	2,388	56	2.4%
Jackson	2,282	19	2,301	65	2.8%
Gadsden	2,246	8	2,254	31	1.4%
Citrus	2,026	5	2,031	54	2.7%
Hendry	1,953	2	1,955	39	2.0%
Highlands	1,774	7	1,781	60	3.4%
Sumter	1,745	9	1,754	48	2.8%
Putnam	1,748	2	1,750	36	2.1%
Monroe	1,675	29	1,704	15	0.9%
Walton	1,478	134	1,612	20	1.4%
Nassau	1,475	99	1,574	16	1.1%
Desoto	1,457	3	1,460	21	1.4%
Flagler	1,266	13	1,279	15	1.2%
Okeechobee	1,207	4	1,211	15	1.2%
Taylor	1,180	3	1,183	5	0.4%
Lafayette	1,177	0	1,177	7	0.6%
Baker	1,136	0	1,136	4	0.4%
Hardee	1,076	7	1,083	9	0.8%
Washington	984	11	995	15	1.5%
Unknown	245	666	911	0	0.0%
Levy	882	4	886	6	0.7%
Wakulla	867	6	873	7	0.8%
Madison	830	14	844	14	1.7%
Gulf	796	10	806	10	1.3%
Bradford	692	0	692	5	0.7%
Hamilton	681	5	686	4	0.6%
Dixie	684	1	685	4	0.6%
Holmes	598	11	609	5	0.8%
Union	561	0	561	5	0.9%
Calhoun	546	1	547	8	1.5%
Franklin	523	4	527	3	0.6%
Jefferson	485	8	493	6	1.2%
Glades	452	0	452	3	0.7%
Gilchrist	447	0	447	9	2.0%
Liberty	426	0	426	7	1.6%
Total	605,342	6,649	611,991	10,868	1.8%

COVID-19: characteristics of 605,342 Florida resident cases

Data through Aug 26, 2020 verified as of Aug 27, 2020 at 09:25 AM

Data in this report are provisional and subject to change.

The table below includes the cities and counties of residence for cases in Florida residents based on the patient's ZIP Code.

Note that city is not always received as part of the initial notification and may be missing while the case is being investigated.

City and county	Cases
Miami, Dade	91,199
Orlando, Orange	26,199
Jacksonville, Duval	24,021
Hialeah, Dade	21,961
Tampa, Hillsborough	21,736
Fort Lauderdale, Broward	15,422
Hollywood, Broward	13,258
Homestead, Dade	10,357
West Palm Beach, Palm Beach	10,266
Kissimmee, Osceola	8,698
Naples, Collier	8,359
Pompano Beach, Broward	8,116
Pensacola, Escambia	8,039
Saint Petersburg, Pinellas	7,985
Fort Myers, Lee	7,472
Bradenton, Manatee	6,969
Ocala, Marion	6,517
Tallahassee, Leon	5,741
Lake Worth, Palm Beach	5,655
Boca Raton, Palm Beach	5,613
Lakeland, Polk	5,295
Sarasota, Sarasota	5,080
Miramar, Broward	4,461
Cape Coral, Lee	4,225
Gainesville, Alachua	4,042
Port Saint Lucie, St. Lucie	4,008
Miami Gardens, Dade	3,924
Clearwater, Pinellas	3,908
Boynton Beach, Palm Beach	3,684
Lehigh Acres, Lee	3,626
Miami Beach, Dade	3,495
Panama City, Bay	3,379
Winter Haven, Polk	3,215
Coral Springs, Broward	3,115
Lake City, Columbia	3,114
Delray Beach, Palm Beach	2,810
Sunrise, Broward	2,568
Davie, Broward	2,537
Milton, Santa Rosa	2,490
Fort Pierce, St. Lucie	2,459
Brandon, Hillsborough	2,379
Opa Locka, Dade	2,347
Riverview, Hillsborough	2,322
Plant City, Hillsborough	2,311
Missing, Broward	2,292
Immokalee, Collier	2,239
Saint Augustine, St. Johns	2,238
Doral, Dade	2,238
Apopka, Orange	2,228
Melbourne, Brevard	2,096
Largo, Pinellas	2,077
North Miami Beach, Dade	2,023
Daytona Beach, Volusia	2,020
Live Oak, Suwannee	2,011
Stuart, Martin	2,001
Vero Beach, Indian River	1,973
Plantation, Broward	1,952
Sanford, Seminole	1,943
Tamarac, Broward	1,933

COVID-19: characteristics of 605,342 Florida resident cases

Data through Aug 26, 2020 verified as of Aug 27, 2020 at 09:25 AM

Data in this report are provisional and subject to change.

The table below includes the cities and counties of residence for cases in Florida residents based on the patient's ZIP Code.

Note that city is not always received as part of the initial notification and may be missing while the case is being investigated.

City and county	Cases
Deerfield Beach, Broward	1,923
Miami Lakes, Dade	1,861
Jupiter, Palm Beach	1,826
Saint Cloud, Osceola	1,795
Orange Park, Clay	1,751
New Port Richey, Pasco	1,742
Deltona, Volusia	1,660
Coral Gables, Dade	1,637
Clermont, Lake	1,588
Margate, Broward	1,574
Weston, Broward	1,572
Palm Bay, Brevard	1,520
Palmetto, Manatee	1,518
Lake Worth Beach, Palm Beach	1,513
Deland, Volusia	1,451
Fort Walton Beach, Okaloosa	1,426
North Lauderdale, Broward	1,386
Coconut Creek, Broward	1,364
Missing, Dade	1,360
Spring Hill, Hernando	1,332
Hallandale, Broward	1,326
Port Charlotte, Charlotte	1,325
Cutler Ridge, Dade	1,315
Haines City, Polk	1,314
Palm Beach Gardens, Palm Beach	1,314
Davenport, Polk	1,293
Altamonte Springs, Seminole	1,290
Arcadia, Desoto	1,284
Winter Garden, Orange	1,267
Winter Park, Orange	1,243
Ocoee, Orange	1,239
Oviedo, Seminole	1,202
Bonita Springs, Lee	1,188
Mayo, Lafayette	1,149
Okeechobee, Okeechobee	1,139
North Miami, Dade	1,134
Royal Palm Beach, Palm Beach	1,118
Quincy, Gadsden	1,116
Land O Lakes, Pasco	1,112
Wesley Chapel, Pasco	1,104
Wellington, Palm Beach	1,102
Palm Harbor, Pinellas	1,088
Perry, Taylor	1,081
Oakland Park, Broward	1,079
Ruskin, Hillsborough	1,042
Clewiston, Hendry	1,023
Pinellas Park, Pinellas	1,011
Valrico, Hillsborough	989
Punta Gorda, Charlotte	986
Lutz, Hillsborough	970
Leesburg, Lake	961
Palm Coast, Flagler	960
Indiantown, Martin	942
Pembroke Pines, Broward	937
Longwood, Seminole	931
Seminole, Pinellas	915
Belle Glade, Palm Beach	913
Century, Escambia	908
Missing, Palm Beach	897

COVID-19: characteristics of 605,342 Florida resident cases

Data through Aug 26, 2020 verified as of Aug 27, 2020 at 09:25 AM

Data in this report are provisional and subject to change.

The table below includes the cities and counties of residence for cases in Florida residents based on the patient's ZIP Code.

Note that city is not always received as part of the initial notification and may be missing while the case is being investigated.

City and county	Cases
Wimauma, Hillsborough	855
Brooksville, Hernando	853
North Port, Sarasota	851
Florida City, Dade	838
Middleburg, Clay	838
Palatka, Putnam	835
Crestview, Okaloosa	829
Lynn Haven, Bay	812
Ormond Beach, Volusia	803
Casselberry, Seminole	802
Bartow, Polk	782
Windermere, Orange	779
Key West, Monroe	778
Carol City, Dade	771
Cocoa, Brevard	766
Chipley, Washington	764
Cantonment, Escambia	761
Sebring, Highlands	757
Kissimmee, Polk	752
Graceville, Jackson	751
Jacksonville Beach, Duval	748
Auburndale, Polk	744
Crawfordville, Wakulla	712
Lake Mary, Seminole	704
North Fort Myers, Lee	691
Dade City, Pasco	689
Crossings, Dade	686
Tavares, Lake	685
Zephyrhills, Pasco	679
Hudson, Pasco	666
Aventura, Dade	661
Gulf Breeze, Santa Rosa	659
Panama City Beach, Bay	657
Port Orange, Volusia	657
Lake Wales, Polk	652
Sanderson, Baker	633
Port Richey, Pasco	629
Labelle, Hendry	623
Loxahatchee, Palm Beach	617
Marianna, Jackson	609
Venice, Sarasota	601
Tarpon Springs, Pinellas	592
Winter Springs, Seminole	588
Riviera Beach, Palm Beach	582
Seffner, Hillsborough	567
Mulberry, Polk	566
Navarre, Santa Rosa	558
Cooper City, Broward	555
Sarasota, Manatee	553
Fernandina Beach, Nassau	552
Saint Johns, St. Johns	544
Avon Park, Highlands	541
Maitland, Orange	540
Orange City, Volusia	539
Starke, Bradford	537
Destin, Okaloosa	534
Merritt Island, Brevard	529
South Bay, Palm Beach	526
Everglades National Park, Dade	526

COVID-19: characteristics of 605,342 Florida resident cases

Data through Aug 26, 2020 verified as of Aug 27, 2020 at 09:25 AM

Data in this report are provisional and subject to change.

The table below includes the cities and counties of residence for cases in Florida residents based on the patient's ZIP Code.

Note that city is not always received as part of the initial notification and may be missing while the case is being investigated.

City and county	Cases
Holiday, Pasco	520
Eustis, Lake	518
Ponte Vedra Beach, St. Johns	517
Santa Rosa Beach, Walton	506
Defuniak Springs, Walton	504
Madison, Madison	494
Missing, Collier	491
Wauchula, Hardee	489
The Villages, Sumter	488
Green Cove Springs, Clay	487
Inverness, Citrus	486
Niceville, Okaloosa	484
Dunedin, Pinellas	478
Titusville, Brevard	474
Dover, Hillsborough	469
Dania, Broward	467
Fleming Island, Clay	466
New Smyrna Beach, Volusia	457
Key Biscayne, Dade	457
Wewahitchka, Gulf	457
Jasper, Hamilton	456
Palm City, Martin	454
Parrish, Manatee	454
Coconut Grove, Dade	454
Gibsonton, Hillsborough	452
Bonifay, Holmes	448
Havana, Gadsden	447
Mount Dora, Lake	447
Groveland, Lake	441
Pahokee, Palm Beach	435
Lake Butler, Union	435
Lantana, Palm Beach	434
Rockledge, Brevard	432
Monticello, Jefferson	430
Missing, Hillsborough	430
Estero, Lee	428
Parkland, Broward	424
Moore Haven, Glades	419
El Portal, Dade	417
Biscayne Park, Dade	415
Cross City, Dixie	408
Missing, Duval	407
Odessa, Hillsborough	397
South Miami, Dade	396
Fellsmere, Indian River	389
Missing, Orange	384
Pinecrest, Dade	381
Lauderdale Lakes, Broward	380
Crescent City, Putnam	376
Hobe Sound, Martin	370
Carrabelle, Franklin	354
Blountstown, Calhoun	354
Pace, Santa Rosa	352
Atlantic Beach, Duval	350
Debary, Volusia	350
Sun City Center, Hillsborough	350
Bristol, Liberty	347
Oldsmar, Pinellas	345
Polk City, Polk	344

COVID-19: characteristics of 605,342 Florida resident cases

Data through Aug 26, 2020 verified as of Aug 27, 2020 at 09:25 AM

Data in this report are provisional and subject to change.

The table below includes the cities and counties of residence for cases in Florida residents based on the patient's ZIP Code.

Note that city is not always received as part of the initial notification and may be missing while the case is being investigated.

City and county	Cases
Coral, Dade	340
Palm Springs, Palm Beach	338
Lauderhill, Broward	334
Lithia, Hillsborough	332
Wildwood, Sumter	331
Summerfield, Marion	330
Missing, Pasco	326
North Palm Beach, Palm Beach	326
Alachua, Alachua	324
Missing, Santa Rosa	319
Missing, St. Lucie	314
Frostproof, Polk	311
Apollo Beach, Hillsborough	310
South Miami Heights, Dade	310
Macclenny, Baker	308
Missing, Polk	307
Belleview, Marion	304
Uleta, Dade	302
Yulee, Nassau	302
Missing, St. Johns	300
Chattahoochee, Gadsden	300
Crystal River, Citrus	292
Williston, Levy	292
Ellenton, Manatee	284
Lake Placid, Highlands	281
Wilton Manors, Broward	274
Sebastian, Indian River	273
Dunnellon, Marion	268
Trenton, Gilchrist	267
Safety Harbor, Pinellas	267
Fort Meade, Polk	266
Bushnell, Sumter	266
Bowling Green, Hardee	263
Ponte Vedra, St. Johns	263
Missing, Hendry	262
Homosassa, Citrus	255
Callahan, Nassau	255
Sneads, Jackson	241
Lady Lake, Lake	237
Port Saint Joe, Gulf	237
Chiefland, Levy	237
Jensen Beach, Martin	234
Key Largo, Monroe	234
Old Town, Dixie	231
Missing, Citrus	230
Newberry, Alachua	228
Coleman, Sumter	224
Malone, Jackson	224
Missing, Volusia	220
Kendall, Dade	219
Mary Esther, Okaloosa	213
Edgewater, Volusia	207
Palmetto Bay, Dade	205
Missing, Marion	200
Mascotte, Lake	199
Hilliard, Nassau	199
Missing, Hernando	198
Shalimar, Okaloosa	198
Olympia Heights, Dade	194

COVID-19: characteristics of 605,342 Florida resident cases

Data through Aug 26, 2020 verified as of Aug 27, 2020 at 09:25 AM

Data in this report are provisional and subject to change.

The table below includes the cities and counties of residence for cases in Florida residents based on the patient's ZIP Code.

Note that city is not always received as part of the initial notification and may be missing while the case is being investigated.

City and county	Cases
Missing, Hardee	192
Lake Alfred, Polk	191
Southwest Ranches, Broward	191
Lecanto, Citrus	190
Freeport, Walton	189
Missing, Osceola	188
Missing, Madison	187
Thonotosassa, Hillsborough	185
Missing, Brevard	184
Sweetwater, Dade	182
Beverly Hills, Citrus	180
Missing, Highlands	178
Minneola, Lake	176
Marathon, Monroe	174
Jacksonville, St. Johns	170
Marco Island, Collier	169
Bronson, Levy	169
Spring Hill, Pasco	165
Satellite Beach, Brevard	163
Missing, Seminole	161
West Melbourne, Brevard	160
Citra, Marion	157
Pierson, Volusia	155
Missing, Monroe	155
Myakka City, Manatee	154
Neptune Beach, Duval	153
Missing, Sarasota	152
Cocoa Beach, Brevard	152
Missing, Martin	151
Fisher Island, Dade	150
Nokomis, Sarasota	149
Fort White, Columbia	148
Sorrento, Lake	148
Midway, Gadsden	148
Missing, Desoto	148
Belle Isle, Orange	143
Clearwater Beach, Pinellas	143
Dunnellon, Citrus	141
Lake Park, Palm Beach	141
Jennings, Hamilton	137
Keystone Heights, Clay	137
Oakland, Orange	137
Englewood, Charlotte	136
De Leon Springs, Volusia	136
Missing, Pinellas	134
Missing, Indian River	134
Gulfport, Pinellas	133
Medley, Dade	133
Fruitland Park, Lake	131
Bell, Gilchrist	130
Miramar Beach, Walton	128
Umatilla, Lake	128
Molino, Escambia	127
Jay, Santa Rosa	127
Missing, Nassau	127
High Springs, Alachua	127
Tavernier, Monroe	125
Holly Hill, Volusia	123
Missing, Unknown	122

COVID-19: characteristics of 605,342 Florida resident cases

Data through Aug 26, 2020 verified as of Aug 27, 2020 at 09:25 AM

Data in this report are provisional and subject to change.

The table below includes the cities and counties of residence for cases in Florida residents based on the patient's ZIP Code.

Note that city is not always received as part of the initial notification and may be missing while the case is being investigated.

City and county	Cases
Glen Saint Mary, Baker	122
Hernando, Citrus	120
Palm Beach, Palm Beach	118
Indialantic, Brevard	118
Cottdale, Jackson	118
Golden Beach, Dade	117
Bunnell, Flagler	116
Kenneth City, Pinellas	115
Zolfo Springs, Hardee	115
Alva, Lee	112
Gretna, Gadsden	109
Missing, Okaloosa	109
Branford, Suwannee	109
Silver Springs, Marion	109
Oxford, Sumter	107
East Palatka, Putnam	107
Youngstown, Bay	106
Englewood, Sarasota	106
Missing, Lake	106
Missing, Clay	105
Trinity, Pasco	100
Edgewood, Orange	99
Missing, Gulf	99
Montverde, Lake	98
Missing, Wakulla	97
South Daytona, Volusia	96
Missing, Gadsden	95
Tequesta, Palm Beach	95
Missing, Flagler	94
Missing, Leon	94
Missing, Jackson	94
Flagler Beach, Flagler	93
Weeki Wachee, Hernando	92
Eagle Lake, Polk	92
Missing, Levy	90
Altha, Calhoun	88
Archer, Alachua	88
Gotha, Orange	87
Hawthorne, Alachua	87
Greenwood, Jackson	86
Rotunda West, Charlotte	86
Ocklawaha, Marion	85
Haverhill, Palm Beach	85
White Springs, Hamilton	84
Interlachen, Putnam	83
Missing, Washington	83
Dundee, Polk	82
Baker, Okaloosa	82
Chuluota, Seminole	82
South Pasadena, Pinellas	82
Cape Canaveral, Brevard	80
Fort Myers Beach, Lee	80
Apalachicola, Franklin	80
Mims, Brevard	80
Raiford, Union	79
Missing, Manatee	78
O'Brien, Suwannee	78
Webster, Sumter	77
Geneva, Seminole	77

COVID-19: characteristics of 605,342 Florida resident cases

Data through Aug 26, 2020 verified as of Aug 27, 2020 at 09:25 AM

Data in this report are provisional and subject to change.

The table below includes the cities and counties of residence for cases in Florida residents based on the patient's ZIP Code.

Note that city is not always received as part of the initial notification and may be missing while the case is being investigated.

City and county	Cases
Zellwood, Orange	77
Vernon, Washington	76
Osprey, Sarasota	75
Satsuma, Putnam	75
Floral City, Citrus	75
Southport, Bay	75
Lake Panasoffkee, Sumter	74
Pomona Park, Putnam	73
Missing, Baker	72
Hastings, St. Johns	72
Melbourne Beach, Brevard	71
Greenville, Madison	71
Ave Maria, Collier	70
Lawtey, Bradford	68
Missing, Escambia	67
Grand Island, Lake	67
Hiwassee, Orange	66
Avon Park, Polk	66
Reddick, Marion	66
Missing, Okeechobee	65
Missing, Calhoun	65
Mcdavid, Escambia	63
Missing, Sumter	63
Bay Harbor Islands, Dade	63
Indian Rocks Beach, Pinellas	62
West Miami, Dade	62
Missing, Walton	60
Fountain, Bay	59
Grand Ridge, Jackson	59
Lee, Madison	59
Melrose, Putnam	59
Florida State University, Leon	58
Indian Harbour Beach, Brevard	58
San Antonio, Pasco	57
Wellborn, Suwannee	56
Azalea Park, Orange	56
Eastpoint, Franklin	55
Islamorada, Monroe	55
Mcalpin, Suwannee	54
Surfside, Dade	54
Mangonia Park, Palm Beach	54
Morrison, Levy	53
Alford, Jackson	53
Elkton, St. Johns	52
Bal Harbour, Dade	52
Lakewood Ranch, Manatee	52
Greenacres, Palm Beach	51
Missing, Holmes	51
Missing, Taylor	50
Seville, Volusia	50
Viera, Brevard	49
Anthony, Marion	49
Atlantis, Palm Beach	49
Stock Island, Monroe	49
Westville, Holmes	48
Weirsdale, Marion	48
Missing, Suwannee	47
Ponce De Leon, Holmes	47
Center Hill, Sumter	47

COVID-19: characteristics of 605,342 Florida resident cases

Data through Aug 26, 2020 verified as of Aug 27, 2020 at 09:25 AM

Data in this report are provisional and subject to change.

The table below includes the cities and counties of residence for cases in Florida residents based on the patient's ZIP Code.

Note that city is not always received as part of the initial notification and may be missing while the case is being investigated.

City and county	Cases
Astatula, Lake	47
Missing, Gilchrist	46
Missing, Bradford	46
Bokeelia, Lee	45
Poinciana, Polk	45
Citrus Springs, Citrus	44
Caryville, Washington	44
Micanopy, Alachua	44
Missing, Bay	44
Lockhart, Orange	43
Lake Hamilton, Polk	43
Sanibel, Lee	41
Valparaiso, Okaloosa	41
Babson Park, Polk	40
Celebration, Osceola	40
Christmas, Orange	40
Bay Lake, Orange	39
Lake Helen, Volusia	39
Howey-In-The-Hills, Lake	39
Inlet Beach, Walton	39
Steinhatchee, Taylor	39
Hosford, Liberty	39
Laurel Hill, Okaloosa	38
Malabar, Brevard	37
Bryceville, Nassau	37
Summerland Key, Monroe	37
Juno Beach, Palm Beach	37
Missing, Liberty	37
Cloud Lake, Palm Beach	37
Hallandale Beach, Broward	37
Missing, Jefferson	36
Welaka, Putnam	36
Eglin Air Force Base, Okaloosa	36
Fern Park, Seminole	35
Princeton, Dade	35
Lady Lake, Sumter	35
Lauderdale By The Sea, Broward	34
Cutler Bay, Dade	34
Belleair, Pinellas	33
Missing, Dixie	33
Sumterville, Sumter	33
Fort McCoy, Marion	33
Osteen, Volusia	33
San Mateo, Putnam	32
Flemington, Marion	32
Canal Point, Palm Beach	32
Big Pine Key, Monroe	32
Madeira Beach, Pinellas	31
Singer Island, Palm Beach	31
Greensboro, Gadsden	30
Centerville, Leon	30
Yalaha, Lake	29
Destin, Walton	29
Missing, Franklin	29
Felda, Hendry	29
Holt, Okaloosa	28
The Villages, Lake	28
Hypoluxo, Palm Beach	28
Saint James City, Lee	27

COVID-19: characteristics of 605,342 Florida resident cases

Data through Aug 26, 2020 verified as of Aug 27, 2020 at 09:25 AM

Data in this report are provisional and subject to change.

The table below includes the cities and counties of residence for cases in Florida residents based on the patient's ZIP Code.

Note that city is not always received as part of the initial notification and may be missing while the case is being investigated.

City and county	Cases
Bradenton Beach, Manatee	27
Eatonville, Orange	27
Missing, Charlotte	27
Missing, Lee	26
Naranja, Dade	26
Paisley, Lake	26
Astor, Lake	25
Panacea, Wakulla	25
Patrick Air Force Base, Brevard	25
Clarksville, Calhoun	25
Air Mail Facility, Dade	25
Brooker, Bradford	24
Missing, Union	24
Belleair Beach, Pinellas	24
Sopchoppy, Wakulla	24
Ochopee, Collier	24
Oak Hill, Volusia	24
Altoona, Lake	24
Odessa, Pasco	24
Sunny Isles Beach, Dade	23
Bascom, Jackson	23
Grant-Valkaria, Brevard	23
Jupiter, Martin	23
Florida Dept Of Corrections, Union	22
Unknown, Orange	22
Campbellton, Jackson	22
Longboat Key, Manatee	21
Kindred, Osceola	21
Ponce Inlet, Volusia	21
Fruit Cove, St. Johns	20
Florahome, Putnam	20
Inglis, Levy	20
Waldo, Alachua	20
Missing, Lafayette	20
Village Of Wellington, Palm Beach	20
Crystal Beach, Pinellas	20
Baldwin, Duval	19
Temple Terrace, Hillsborough	19
Callaway, Bay	19
Holmes Beach, Manatee	19
Placida, Charlotte	19
Dinsmore, Duval	19
Miami Springs, Dade	19
Lamont, Jefferson	19
Pinetta, Madison	19
Kissimmee, Orange	19
Alafaya, Orange	18
West Panama City Beach, Bay	18
Matlacha, Lee	18
Georgetown, Putnam	18
Ona, Hardee	17
Waverly, Polk	17
Hialeah Gardens, Dade	17
Tierra Verde, Pinellas	17
Highland Beach, Palm Beach	17
Palm Beach Shores, Palm Beach	16
Manalapan, Palm Beach	16
Okahumpka, Lake	16
Tice, Lee	16

COVID-19: characteristics of 605,342 Florida resident cases

Data through Aug 26, 2020 verified as of Aug 27, 2020 at 09:25 AM

Data in this report are provisional and subject to change.

The table below includes the cities and counties of residence for cases in Florida residents based on the patient's ZIP Code.

Note that city is not always received as part of the initial notification and may be missing while the case is being investigated.

City and county	Cases
Lehigh, Lee	16
Walnut Hill, Escambia	16
North Bay Village, Dade	15
Saint Pete Beach, Pinellas	14
Miami Shores, Dade	14
Bay Pines, Pinellas	14
Winter Park, Seminole	14
Hampton, Bradford	14
Carrollwood, Hillsborough	14
Hollister, Putnam	14
Fort Denaud, Hendry	14
Dania Beach, Broward	14
Eaton Park, Polk	14
Balm, Hillsborough	14
Terra Ceia, Manatee	14
Santa Fe, Alachua	14
Harmony, Osceola	13
West Park, Broward	13
Missing, Alachua	13
Miami, Unknown	13
Lighthouse Point, Broward	13
Barefoot Bay, Brevard	13
Missing, Glades	12
Palm Shores, Brevard	12
Intercession City, Osceola	12
Sydney, Hillsborough	12
Tyndall Air Force Base, Bay	12
Village Of Palmetto Bay, Dade	12
Goulds, Dade	12
Nocatee, Desoto	12
Tioga, Alachua	11
Sun City, Hillsborough	11
Ocean Ridge, Palm Beach	11
Sebastian, Brevard	11
Mexico Beach, Bay	11
Bellview, Escambia	11
Labelle, Glades	11
Pensacola Beach, Santa Rosa	11
Kinard, Calhoun	11
North Redington Beach, Pinellas	11
La Crosse, Alachua	10
Palmdale, Glades	10
Unknown, Dade	10
Heathrow, Seminole	10
Lake Suzy, Desoto	10
University Of Miami, Dade	10
Missing, Putnam	10
Bayonet Point, Pasco	10
Orange Lake, Marion	10
Treasure Island, Pinellas	10
Homosassa Springs, Citrus	9
Enterprise, Volusia	9
Key Colony Beach, Monroe	9
Kenansville, Osceola	9
Highland City, Polk	9
Dowling Park, Suwannee	9
Lorida, Highlands	9
Reunion, Osceola	9
Missing, Columbia	9

COVID-19: characteristics of 605,342 Florida resident cases

Data through Aug 26, 2020 verified as of Aug 27, 2020 at 09:25 AM

Data in this report are provisional and subject to change.

The table below includes the cities and counties of residence for cases in Florida residents based on the patient's ZIP Code.

Note that city is not always received as part of the initial notification and may be missing while the case is being investigated.

City and county	Cases
Kathleen, Polk	9
Sewalls Point, Martin	9
Bagdad, Santa Rosa	9
Bradley, Polk	8
Lutz, Pasco	8
Paxton, Walton	8
Cedar Key, Levy	8
Lacoochee, Pasco	8
Hernando Beach, Hernando	8
Wabasso, Indian River	8
Branford, Lafayette	8
Aloma, Orange	7
Gonzalez, Escambia	7
Eloise, Polk	7
Buena Ventura Lakes, Osceola	7
South Palm Beach, Palm Beach	7
Venus, Highlands	7
Wahneta, Polk	7
Plymouth, Orange	7
Sparr, Marion	7
North Venice, Sarasota	7
Tangerine, Orange	7
Jacksonville, Unknown	6
Quail Heights, Dade	6
Maitland, Seminole	6
Hialeah, Unknown	6
Palma Sola, Manatee	6
Loughman, Polk	6
Lake City, Suwannee	6
Pasadena, Pinellas	6
Mcintosh, Marion	6
Goodland, Collier	6
Altamonte Springs, Orange	6
Perdido Key, Escambia	6
Nichols, Polk	6
Tallevast, Manatee	6
Steinhatchee, Dixie	6
Saint Marks, Wakulla	6
Psl, Unknown	6
Rubonia, Manatee	5
Indian Lake Estates, Polk	5
Poinciana, Osceola	5
Perrine, Dade	5
West Delray Beach, Palm Beach	5
University Of Central Florida, Orange	5
Long Boat Key, Manatee	5
Ebro, Washington	5
Penney Farms, Clay	5
Woodville, Leon	5
Yankeetown, Levy	5
Long Key, Monroe	5
South Fort Myers, Lee	5
Ponce De Leon, Walton	5
Horseshoe Beach, Dixie	5
Crystal Springs, Pasco	5
Micco, Brevard	5
Ferndale, Lake	5
Lake Monroe, Seminole	5
Lowell, Marion	5

COVID-19: characteristics of 605,342 Florida resident cases

Data through Aug 26, 2020 verified as of Aug 27, 2020 at 09:25 AM

Data in this report are provisional and subject to change.

The table below includes the cities and counties of residence for cases in Florida residents based on the patient's ZIP Code.

Note that city is not always received as part of the initial notification and may be missing while the case is being investigated.

City and county	Cases
Mango, Hillsborough	5
Parker, Bay	5
Shady Grove, Taylor	5
Boca Grande, Lee	5
Hallandale Beach, Broward	5
Buckingham, Lee	4
Pembroke Park, Broward	4
Mayport, Duval	4
Laud-By-The-Sea, Broward	4
Lake Como, Putnam	4
Little Torch Key, Monroe	4
Ridge Manor, Pasco	4
Saint Lucie West, St. Lucie	4
Siesta Key, Sarasota	4
Cudjoe Key, Monroe	4
Anna Maria, Manatee	4
Homeland, Polk	4
Missing, Hamilton	4
Trilby, Pasco	4
Murdock, Charlotte	4
Bonifay, Washington	4
Orlando, Osceola	4
Nobleton, Hernando	4
Northdale, Hillsborough	4
Celebration, Orange	4
Durant, Hillsborough	4
Leisure City, Dade	4
New Smyrna, Volusia	4
Oneco, Manatee	4
City Of Sunrise, Broward	4
Hollywood, Unknown	4
Gulf Stream, Palm Beach	4
Ybor City, Hillsborough	4
Lulu, Columbia	4
Maxville, Duval	4
Ft Pierce, St. Lucie	4
Gulf Breeze, Escambia	4
Gulf Hammock, Levy	4
Clarcona, Orange	3
White Springs, Columbia	3
Sugarloaf, Monroe	3
Pine Castle, Orange	3
Salt Springs, Marion	3
Ozona, Pinellas	3
Lakeshore, Polk	3
Miami Gardens, Unknown	3
F M, Lee	3
Indian Creek Village, Dade	3
Indian River Shores, Indian River	3
International Service Center, Dade	3
Mayport Naval Housing, Duval	3
Miromar Lakes, Lee	3
Elfers, Pasco	3
Evinston, Alachua	3
Fanning Springs, Gilchrist	3
Fpo, Duval	3
Cinco Bayou, Okaloosa	3
Braden River, Manatee	3
Mount Plymouth, Lake	3

COVID-19: characteristics of 605,342 Florida resident cases

Data through Aug 26, 2020 verified as of Aug 27, 2020 at 09:25 AM

Data in this report are provisional and subject to change.

The table below includes the cities and counties of residence for cases in Florida residents based on the patient's ZIP Code.

Note that city is not always received as part of the initial notification and may be missing while the case is being investigated.

City and county	Cases
Westchase, Hillsborough	3
Vernon, Bay	3
Virginia Gardens, Dade	3
Lauderhill, Unknown	3
Florida International University, Dade	3
El Jobean, Charlotte	3
Point Washington, Walton	3
Roseland, Indian River	3
Port Saint John, Brevard	3
Saint Leo, Pasco	3
West Palm Beach, Unknown	3
Champions Gate, Polk	3
Alturas, Polk	3
Davenport, Osceola	3
Fort Ogden, Desoto	3
Forest City, Orange	3
Green Acres, Palm Beach	3
Saint George Island, Franklin	3
Wausau, Washington	3
Telogia, Liberty	3
Port Salerno, Martin	3
Hurlburt Field, Okaloosa	3
Grove City, Charlotte	3
Fort Charlotte, Charlotte	3
Everglades City, Collier	3
Bayshore Gardens, Manatee	3
Cottdale, Washington	3
Duette, Manatee	3
East Lake, Marion	3
Orlando, Unknown	3
University Park, Manatee	3
Lynbrook, Broward	3
Indian Shores, Pinellas	3
Hawthorne, Putnam	3
Fort Lauderdale, Unknown	3
Fairfield, Marion	3
Captiva, Lee	3
Belleair Bluffs, Pinellas	3
Apopka, Seminole	3
Pine Hills, Orange	3
Candler, Marion	3
Cortez, Manatee	3
Graceville, Holmes	3
Grandin, Putnam	2
Hollywood, Dade	2
Inlet Beach, Bay	2
Jacksonville, Clay	2
Doctors Inlet, Clay	2
Naples, Hendry	2
Laurel, Sarasota	2
Orlando, Seminole	2
Oklawaha, Marion	2
Tampa, Pinellas	2
University Of Fl, Alachua	2
Sunny Hills, Washington	2
Switzerland, St. Johns	2
Unknown, Palm Beach	2
Watersound, Walton	2
White City, Gulf	2

COVID-19: characteristics of 605,342 Florida resident cases

Data through Aug 26, 2020 verified as of Aug 27, 2020 at 09:25 AM

Data in this report are provisional and subject to change.

The table below includes the cities and counties of residence for cases in Florida residents based on the patient's ZIP Code.

Note that city is not always received as part of the initial notification and may be missing while the case is being investigated.

City and county	Cases
Archer, Levy	2
Hallandale Beach, Unknown	2
Jensen Beach, St. Lucie	2
Loxahatchee Groves, Palm Beach	2
Trenton, Levy	2
The Villages, Marion	2
West Bradenton, Manatee	2
Valkaria, Brevard	2
River Ranch, Polk	2
Ramrod Key, Monroe	2
Ponte Vedra, Duval	2
Port Charlotte, Unknown	2
Destin, Unknown	2
Daytona Beach Shores, Volusia	2
Gibsonia, Polk	2
Redington Beach, Pinellas	2
Redington Shores, Pinellas	2
Town N Country, Hillsborough	2
Madison, Unknown	2
Lealman, Pinellas	2
Margate, Unknown	2
Wewahitchka, Calhoun	2
Scottsmoor, Brevard	2
Westlake, Palm Beach	2
Orlando, Brevard	2
Goldenrod, Seminole	2
Lake Harbor, Palm Beach	2
Lanark Village, Franklin	2
Chokoloskee, Collier	2
Sand Lake, Orange	2
Sugarloaf Key, Monroe	2
Mount Dora, Orange	2
Miami, Martin	2
Miramar, Unknown	2
Fort Lauderdale, Dade	2
Basinger, Okeechobee	2
Dade City, Hernando	2
At Large, Broward	2
Jonesville, Alachua	2
Lake Butler, Bradford	2
Wakulla Springs, Wakulla	2
Union Park, Orange	2
Samoset, Manatee	2
Orange Springs, Marion	2
Palma Ceia, Hillsborough	2
Oakland Park, Unknown	2
Miami, Broward	2
Holder, Citrus	2
Jacksonville Naval Hospital, Duval	2
Earleton, Alachua	2
Bayou George, Bay	2
Clewiston, Palm Beach	2
Miramar, Dade	2
Mesa, Unknown	2
Longboat Key, Sarasota	2
Ormond Beach, Flagler	2
Morrison, Marion	2
San Carlos Park, Lee	2
Shady Hills, Pasco	2

COVID-19: characteristics of 605,342 Florida resident cases

Data through Aug 26, 2020 verified as of Aug 27, 2020 at 09:25 AM

Data in this report are provisional and subject to change.

The table below includes the cities and counties of residence for cases in Florida residents based on the patient's ZIP Code.

Note that city is not always received as part of the initial notification and may be missing while the case is being investigated.

City and county	Cases
Pompano Beach, Unknown	2
Sorrento, Orange	2
Nalcrest, Polk	2
Rocky Point, Hillsborough	2
Unknown, Seminole	2
Venice, Manatee	2
Cypress, Jackson	2
Deerfield Beach, Unknown	2
Glenwood, Volusia	2
Miccosukee, Leon	2
Milligan, Okaloosa	2
Homeless, Pinellas	2
Lamont, Taylor	2
Layton, Monroe	1
Lakeland, Unknown	1
Hutchinson Island, St. Lucie	1
Jacksonville, Orange	1
Los Angeles, Dade	1
Mckinney, Broward	1
Miamc, Dade	1
Franklin, Unknown	1
Hallandale, Unknown	1
Homeless, Hillsborough	1
Hoclywsod, Dade	1
Coconut Ck, Unknown	1
Carl Fisher, Dade	1
Brooklyn, Lee	1
Apollo Beach, Manatee	1
Alpharetta, Broward	1
Westville, Walton	1
Venetian Islands, Dade	1
Tamarac, Dade	1
Unkn, Duval	1
Rosemary Beach, Walton	1
Saint Johns, Duval	1
Stetson University, Volusia	1
Northport, Sarasota	1
Orl, Osceola	1
Other, Dade	1
Pass-A-Grille Beach, Pinellas	1
Pensacola Beach, Escambia	1
Pensacola, Unknown	1
Sunrtise, Dade	1
Uknown, Unknown	1
University Of Tampa, Hillsborough	1
Unk, Alachua	1
Unknown, Charlotte	1
Punta Gorda, Unknown	1
Panama City, Unknown	1
Perth Amboy, Hillsborough	1
Sharpes, Brevard	1
Sanford, Orange	1
North Fort Myers, Charlotte	1
North Laud, Unknown	1
Oldsrav, Manatee	1
Monroe, Hillsborough	1
Lucedale, St. Lucie	1
Champions Gate, Osceola	1
Cape Haze, Charlotte	1

COVID-19: characteristics of 605,342 Florida resident cases

Data through Aug 26, 2020 verified as of Aug 27, 2020 at 09:25 AM

Data in this report are provisional and subject to change.

The table below includes the cities and counties of residence for cases in Florida residents based on the patient's ZIP Code.

Note that city is not always received as part of the initial notification and may be missing while the case is being investigated.

City and county	Cases
Davie, Unknown	1
Babcock Ranch, Charlotte	1
Alva, Escambia	1
Branford, Gilchrist	1
Duck Key, Monroe	1
Interlachen, Duval	1
Jacksonville Naval Air Station, Duval	1
Jacksonville, Nassau	1
Homossa, Orange	1
Hosford, Calhoun	1
Hialeahgardens, Dade	1
Watersound, Bay	1
Wtixrat, Dade	1
Yeehaw, Okeechobee	1
Jupiter Inlet, Palm Beach	1
Lauderdale Lakes, Unknown	1
Miamksaohes, Dade	1
Metter, Manatee	1
Mexico Beach, Gulf	1
Miami Dade, Unknown	1
Island Grove, Alachua	1
Indian Rock Beach, Pinellas	1
Hillsboro Beach, Broward	1
Greenville, Taylor	1
Cross Key, Monroe	1
Cypress Gardens, Polk	1
Graham, Bradford	1
Fellsmere, Brevard	1
Fernandina, Nassau	1
Okeechobee, Martin	1
Okeechobi, Unknown	1
North Miami, Palm Beach	1
North Port, Manatee	1
Panomo City, Bay	1
Pensacola, Dade	1
Orlando, Manatee	1
North Lauderdale, Unknown	1
San Fernando, Unknown	1
Sarasota, Unknown	1
Seacrest, Walton	1
Phoenix, Unknown	1
Pooler, Broward	1
Salem, Taylor	1
Unknown, Manatee	1
St Cloud, Orange	1
Twentynine Palms, Broward	1
Sunrise, Unknown	1
Suwannee, Dixie	1
Syracuse, Unknown	1
Windermere, Unknown	1
Xifamk, Dade	1
Jena, Taylor	1
Homeless, Okaloosa	1
Haines City, Orange	1
Lake Worth, Unknown	1
Litchfield Park, Unknown	1
Laurel Hill, Walton	1
Mayport Naval Station, Duval	1
Marathon Shores, Monroe	1

COVID-19: characteristics of 605,342 Florida resident cases

Data through Aug 26, 2020 verified as of Aug 27, 2020 at 09:25 AM

Data in this report are provisional and subject to change.

The table below includes the cities and counties of residence for cases in Florida residents based on the patient's ZIP Code.

Note that city is not always received as part of the initial notification and may be missing while the case is being investigated.

City and county	Cases
Austin, Dade	1
Boys Ranch, Suwannee	1
Citrus Hills, Citrus	1
Clearwater, Hillsborough	1
Apo, Collier	1
Arcadia, Unknown	1
Astor, Volusia	1
Big Torch Key, Monroe	1
Bonifay, Unknown	1
East Rockland Key, Monroe	1
Na, Dade	1
New Port Richey, Hillsborough	1
Okeechobee, Highlands	1
Orange Park, Duval	1
Port St Luice, Unknown	1
Rices Landing, Dade	1
Pensacola Naval Hospital, Escambia	1
Seacrest, Bay	1
Stiamk, Dade	1
Unknown, Duval	1
Tavares, Unknown	1
Weston, Unknown	1
West Hollywood, Broward	1
Winter Springs, Orange	1
Bostwick, Putnam	1
Brewton, Escambia	1
Cosselberry, Orange	1
Crestview, Dade	1
Dania, Unknown	1
Darien, Pasco	1
Altamonte Spring, Seminole	1
Bartow, Unknown	1
Boca Rotan, Unknown	1
Caryville, Holmes	1
Cassadaga, Volusia	1
Fort Myers, Seminole	1
Fwb, Unknown	1
Gastonia, Polk	1
Deltona , Volusia	1
Grand Island, Unknown	1
Green, Clay	1
Hialean, Unknown	1
Holt, Unknown	1
Los Angeles, Polk	1
Miami Granders, Dade	1
Opa Locka, Unknown	1
Orange, Orange	1
Saint Petersburg, Dade	1
San Pedro Sula, Dade	1
Rosemary Beach, Bay	1
Saint Cloud, Orange	1
Port Charlotte Fl, Unknown	1
Palm Coast, Orange	1
Wimauma, Manatee	1
Sea Ranch Lakes, Broward	1
Seminole, Orange	1
Tampa, Dade	1
Winterpark, Unknown	1
Mc Dade, Broward	1

COVID-19: characteristics of 605,342 Florida resident cases

Data through Aug 26, 2020 verified as of Aug 27, 2020 at 09:25 AM

Data in this report are provisional and subject to change.

The table below includes the cities and counties of residence for cases in Florida residents based on the patient's ZIP Code.

Note that city is not always received as part of the initial notification and may be missing while the case is being investigated.

City and county	Cases
Longwood, Orange	1
Live Oak, Columbia	1
Lauderdale Hill, Unknown	1
Miamt, Dade	1
Mid Florida, Seminole	1
N/A, Duval	1
Tampa, Orange	1
University Of Central FI, Orange	1
Unknown Out Of Area, Duval	1
Valrico, Orange	1
Orlando, Orange	1
Ocala, Unknown	1
Ocean Breeze, Martin	1
Palm City, Unknown	1
Greenacres, Unknown	1
Florida Power & Light Co, Dade	1
Fortlauderdale, Unknown	1
Ft Pierce, Unknown	1
Garland, Orange	1
Homeless, Dade	1
Hialeah, Broward	1
Hallandate Ben, Unknown	1
Jacksonville, Dade	1
Deer Island, Lake	1
Eustic, Unknown	1
Everett, Dade	1
Apopka, Unknown	1
Alligator Point, Wakulla	1
Amelia City, Nassau	1
Bonita Springs, Collier	1
Port Everglades, Broward	1
Palm City, St. Lucie	1
Orlando, Lake	1
Newark, Broward	1
Niceville, Walton	1
None, Dade	1
Middlesburg, Duval	1
Mount Pleasant, Gadsden	1
Port Saint Lucie, Martin	1
Saint Augusaintine Beach, St. Johns	1
Seven Springs, Pasco	1
Tallahassee, Unknown	1
South Miami, Unknown	1
Wintergarden, Orange	1
West Villages, Sarasota	1
Washington, Unknown	1
Unkown, Seminole	1
Upper Key Largo, Monroe	1
Miami, Palm Beach	1
Lakeland, Seminole	1
Lake Geneva, Clay	1
Jupiter, Duval	1
Immokalee, Lee	1
Harrison, Pinellas	1
Fort Pierce, Unknown	1
Davenport, Orange	1
Boca Raton, Orange	1
Bonita Beach, Lee	1
Brooksville, Pasco	1

COVID-19: characteristics of 605,342 Florida resident cases

Data through Aug 26, 2020 verified as of Aug 27, 2020 at 09:25 AM

Data in this report are provisional and subject to change.

The table below includes the cities and counties of residence for cases in Florida residents based on the patient's ZIP Code.

Note that city is not always received as part of the initial notification and may be missing while the case is being investigated.

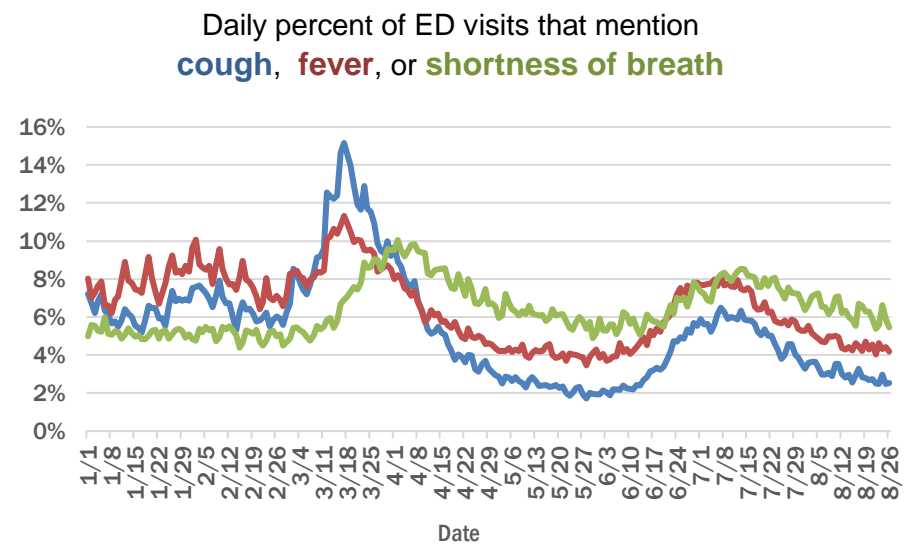
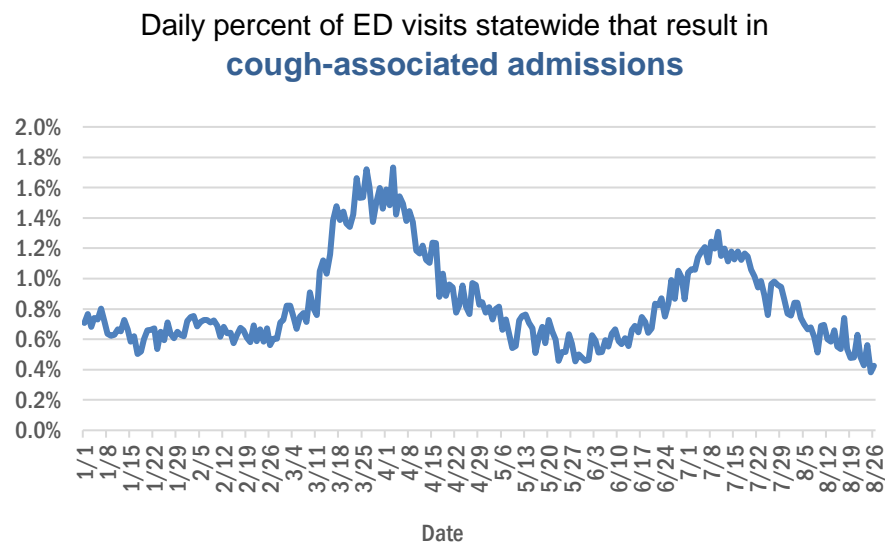
City and county	Cases
Wesley Chapel, Alachua	1
Worthington Springs, Union	1
Tewksbury, Orange	1
Weston, Dade	1
Tampa Palms, Hillsborough	1
South Daytona Beach, Volusia	1
San Antonio, Unknown	1
Unknown, Columbia	1
Tarpon Springs, Pasco	1
Olustee, Baker	1
Opalocka, Dade	1
Okeechobee, St. Lucie	1
Riverview, Unknown	1
Lecanto, Marion	1
Ludlam, Dade	1
Miamf, Dade	1
Pine Ridge, Citrus	1
Pineland, Lee	1
Gainsville, Alachua	1
Florence Villa, Polk	1
Fort Pierce, Martin	1
Estero, Collier	1
FI, Dade	1
Fellsmele, Brevard	1
Hispanic, St. Lucie	1
Kissimmee, Brevard	1
Clermont, Orange	1
Clermont, Polk	1
Dade City, Hillsborough	1
Dallas, Lee	1
Deland, Lake	1
Celeste, Broward	1
99, Unknown	1
Clair-Mel City, Hillsborough	1
Beverly Beach, Flagler	1
Aollywoss, Dade	1
Total	605,342

COVID-19: additional surveillance information

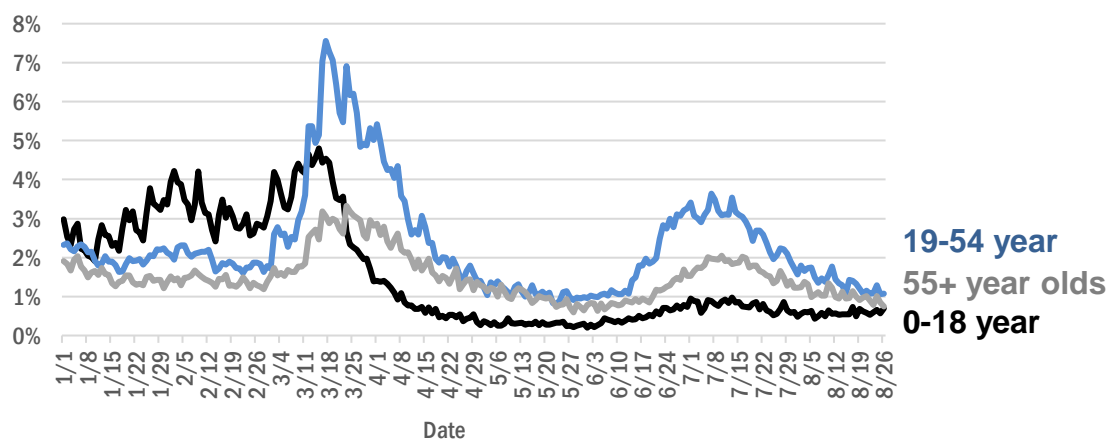
Data through Aug 26, 2020 verified as of Aug 27, 2020 at 09:25 AM

Data in this report are provisional and subject to change.

Statewide emergency department (ED) chief complaint and admission data



Daily percent of ED visits statewide that mention cough by age group



The Electronic Surveillance System for the Early Notification of Community-Based Epidemics (ESSENCE-FL) includes chief complaint data from 211 of 212 Florida EDs. Data are transmitted electronically to ESSENCE-FL daily or hourly.

COVID-19: All Florida residents with test results reported

Data through Aug 26, 2020 verified as of Aug 27, 2020 at 09:25 AM

Data in this report are provisional and subject to change.

The table below includes persons with laboratory results that the Department of Health has received electronically or by mail/fax for Florida residents.

County	Awaiting testing	Inconclusive	Negative	Positive	Percent positive	Total tested
Dade	473	1,971	638,772	153,555	19%	794,298
Broward	109	871	419,434	69,587	14%	489,892
Palm Beach	280	604	272,304	40,839	13%	313,747
Hillsborough	226	526	235,104	36,201	13%	271,831
Orange	405	295	266,920	34,830	12%	302,045
Duval	211	220	205,732	25,746	11%	231,698
Pinellas	13	135	170,867	19,537	10%	190,539
Lee	39	75	108,176	18,041	14%	126,292
Polk	66	108	95,192	16,512	15%	111,812
Collier	69	75	57,476	11,366	16%	68,917
Osceola	165	129	60,927	10,806	15%	71,862
Manatee	14	72	83,496	10,201	11%	93,769
Escambia	4	56	67,341	10,013	13%	77,410
Volusia	82	110	73,786	9,063	11%	82,959
Marion	20	112	52,338	8,247	14%	60,697
Pasco	141	54	68,248	7,864	10%	76,166
Seminole	63	67	66,492	7,864	11%	74,423
Brevard	17	55	84,485	7,071	8%	91,611
Sarasota	15	56	75,083	7,031	9%	82,170
St. Lucie	286	51	42,524	6,796	14%	49,371
Lake	176	89	67,404	6,175	8%	73,668
Leon	18	121	64,804	5,930	8%	70,855
Bay	9	62	24,868	5,208	17%	30,138
Alachua	15	32	77,094	5,021	6%	82,147
Santa Rosa	24	40	27,243	4,525	14%	31,808
Martin	49	43	24,693	4,193	14%	28,929
St. Johns	48	29	41,459	4,179	9%	45,667
Okaloosa	48	46	27,871	4,027	13%	31,944
Clay	21	23	34,953	3,795	10%	38,771
Columbia	4	55	11,790	3,280	22%	15,125
Indian River	48	13	27,294	2,783	9%	30,090
Charlotte	10	34	26,441	2,596	9%	29,071
Hernando	5	14	19,407	2,489	11%	21,910
Suwannee	2	49	7,496	2,371	24%	9,916
Jackson	7	13	12,581	2,282	15%	14,876
Gadsden	6	45	12,195	2,246	16%	14,486
Citrus	41	9	19,302	2,026	9%	21,337
Hendry		19	7,177	1,953	21%	9,149
Highlands	9	10	16,213	1,774	10%	17,997
Putnam	3	12	12,803	1,748	12%	14,563
Sumter	22	20	18,392	1,745	9%	20,157
Monroe	55	13	13,991	1,675	11%	15,679
Walton		35	9,329	1,478	14%	10,842
Nassau	34	17	15,332	1,475	9%	16,824
Desoto	6	8	8,716	1,457	14%	10,181
Flagler	7	16	15,686	1,266	7%	16,968
Okeechobee	2	15	8,471	1,207	12%	9,693
Taylor	6	29	4,514	1,180	21%	5,723

COVID-19: All Florida residents with test results reported

Data through Aug 26, 2020 verified as of Aug 27, 2020 at 09:25 AM

Data in this report are provisional and subject to change.

The table below includes persons with laboratory results that the Department of Health has received electronically or by mail/fax for Florida residents.

County	Awaiting testing	Inconclusive	Negative	Positive	Percent positive	Total tested
Lafayette	4	12	1,300	1,177	47%	2,489
Baker	32	25	5,443	1,136	17%	6,604
Hardee	4	9	5,758	1,076	16%	6,843
Washington	12	21	5,614	984	15%	6,619
Levy		9	6,308	882	12%	7,199
Wakulla	3	36	7,812	867	10%	8,715
Madison	1	11	4,577	830	15%	5,418
Gulf	2	5	4,511	796	15%	5,312
Bradford	1	22	4,633	692	13%	5,347
Dixie	2	12	3,957	684	15%	4,653
Hamilton	1	2	4,488	681	13%	5,171
Holmes	3	8	4,012	598	13%	4,618
Union		16	8,040	561	7%	8,617
Calhoun	1	10	3,898	546	12%	4,454
Franklin	3	6	3,929	523	12%	4,458
Jefferson		15	2,819	485	15%	3,319
Glades		1	800	452	36%	1,253
Gilchrist	1	8	3,642	447	11%	4,097
Liberty			2,831	426	13%	3,257
Unknown	2	36	6,164	245	4%	6,445
Total	3,445	6,817	3,892,752	605,342	13%	4,504,911

COVID-19: testing by laboratory

Data through Aug 26, 2020 verified as of Aug 27, 2020 at 09:25 AM

Data in this report are provisional and subject to change.

The numbers in the table below represent the number of Florida and non-Florida residents for whom test results were received by the Department of Health. A person can be tested by more than one laboratory and can have both positive and negative results. **Therefore, the sum of the numbers in each column will be larger than the total number of people tested.**

Reporting lab	Inconclusive	Negative	Positive	Percent positive	Total
LABORATORY CORPORATION OF AMERICA	1,338	785,821	109,445	12%	896,604
QUEST DIAGNOSTICS - TAMPA	6,227	717,698	104,516	13%	828,441
BIO REFERENCE LABORATORIES, INC	6,725	513,865	101,598	16%	622,188
GENETWORX	662	390,623	32,865	8%	424,150
CURATIVE_LABS	4,495	278,937	29,113	9%	312,545
REALTOX LABS LLC	2,915	234,525	41,415	15%	278,855
NORTHWEST LABORATORY	232	117,430	6,182	5%	123,844
ADVENT HEALTH LAB	112	101,308	14,115	12%	115,535
ELABNETWORK	845	95,492	8,423	8%	104,760
MEDICAL DIAGNOSTIC LABORATORIES	843	87,120	12,493	12%	100,456
KORVALABS, INC	1,158	86,649	4,384	5%	92,191
MAKO GENOMICS	4,326	67,083	12,571	15%	83,980
MAYO CLINIC LABORATORIES	173	66,241	7,023	10%	73,437
BIOCOLLECTIONS WORLDWIDE, INC	393	62,551	9,988	14%	72,932
MEMORIAL REGIONAL HOSPITAL SOUTH	20	52,392	13,131	20%	65,543
QUEST DIAGNOSTICS NICHOLS INSTITUTE, INC.	271	56,620	7,632	12%	64,523
BAYCARE LABORATORIES LLC	347	57,622	5,743	9%	63,712
BPHL-JACKSONVILLE	15	50,942	9,427	16%	60,384
SACRED HEART HOSPITAL LABORATORY	2	49,544	6,370	11%	55,916
ORLANDO REG MED CENTER CLINICAL LAB	488	46,294	5,793	11%	52,575
DIATHERIX LABORATORIES		40,310	5,913	13%	46,223
TAMPA GENERAL HOSPITAL	4	42,217	3,318	7%	45,539
UF PATHLABS	33	42,216	1,924	4%	44,173
BPHL-MIAMI	215	35,059	7,870	18%	43,144
TESTING MATTERS INC		37,988	5,101	12%	43,089
ARUP LABORATORIES		35,871	2,484	6%	38,355
VIRACOR-EUROFINS LABORATORIES		28,258	8,768	24%	37,026
Florida_Hospital	48	31,723	4,346	12%	36,117
JACKSON MEMORIAL HOSPITAL CLINICAL LAB	79	28,826	6,973	19%	35,878
RCA LABORATORY SERVICES, LLC		34,202	1,502	4%	35,704
BPHL-TAMPA (SPECTRUM BLVD)	45	28,426	4,895	15%	33,366
SHANDS AT THE UNIVERSITY OF FLORIDA	190	27,812	1,614	5%	29,616
SUNPATH MEDICAL DIAGNOSTICS LABORATORY	191	24,642	4,267	15%	29,100
AIT LABORATORIES		25,832	3,032	11%	28,864
LAKELAND REGIONAL MEDICAL CENTER	80	23,669	2,901	11%	26,650
ST VINCENT'S MEDICAL CENTER - RIVERSIDE	1	23,064	2,726	11%	25,791
CAPE CORAL HOSPITAL CLINICAL LABORATORY	1	17,230	3,084	15%	20,315
WALGREENS	11	17,193	2,904	14%	20,108
BROWARD GENERAL MEDICAL CENTER-CLINICAL LAB	2	15,278	2,073	12%	17,353
AKESOGEN		14,731	2,293	13%	17,024
IMPACT HEALTH BIOMETRIC TESTING, INC	192	14,447	2,061	12%	16,700
NIZNIK LAB CORP	347	11,226	5,047	30%	16,620
BAPTIST MEDICAL CENTER JACKSONVILLE	1	14,887	999	6%	15,887
SHANDS JACKSONVILLE MEDICAL CENTER INC	31	14,214	1,345	9%	15,590
BAPTIST HOSPITAL OF MIAMI CLINICAL LABORATORY	28	12,552	2,758	18%	15,338
TALLAHASSEE MEMORIAL HOSPITAL	74	13,061	983	7%	14,118
ADVENTHEALTH DAYTONA BEACH	27	13,045	1,031	7%	14,103

COVID-19: testing by laboratory

Data through Aug 26, 2020 verified as of Aug 27, 2020 at 09:25 AM

Data in this report are provisional and subject to change.

The numbers in the table below represent the number of Florida and non-Florida residents for whom test results were received by the Department of Health. A person can be tested by more than one laboratory and can have both positive and negative results. **Therefore, the sum of the numbers in each column will be larger than the total number of people tested.**

Reporting lab	Inconclusive	Negative	Positive	Percent positive	Total
STATLAB_MOBILE	1	12,683	1,145	8%	13,829
FLORIDA HOSPITAL - TAMPA	5	12,228	1,244	9%	13,477
SARASOTA MEMORIAL HOSPITAL MAIN LAB	12	12,249	1,045	8%	13,306
APPLIED INGENUITY DIAGNOSTICS LLC		11,805	789	6%	12,594
NAPLES COMMUNITY HOSPITAL	25	11,029	1,308	11%	12,362
CLEVELAND CLINIC HOSPITAL LAB	4	11,132	1,181	10%	12,317
PALMETTO GENERAL HOSPITAL LAB	3	9,386	2,873	23%	12,262
ST JOSEPHS HOSPITAL LABORATORY	11	10,403	1,557	13%	11,971
MOUNT SINAI MEDICAL CENTER	6	10,216	1,238	11%	11,460
MILLENNIUM PHYSICIAN GROUP		9,587	1,871	16%	11,458
UNIVERSITY OF MIAMI HOSPITAL	9	9,247	1,693	15%	10,949
NICKLAUS CHILDREN'S HOSPITAL	36	8,658	2,114	20%	10,808
NORTH FLORIDA REGIONAL MEDICAL CENTER		9,483	1,099	10%	10,582
ECCO LAB GROUP CO	279	7,287	2,418	24%	9,984
JFK MEDICAL CENTER LAB	1	8,304	1,563	16%	9,868
INTEGRATED REGIONAL LABORATORIES LLP		8,154	1,561	16%	9,715
SAINT MARY'S MEDICAL CENTER	13	8,169	1,300	14%	9,482
BRANDON REGIONAL HOSPITAL		7,943	1,455	15%	9,398
JUPITER MEDICAL CENTER LAB	41	8,109	1,062	12%	9,212
SOUTH MIAMI HOSPITAL LAB	12	7,966	1,186	13%	9,164
AMERICAN HEALTH ASSOCIATES	7	7,669	1,386	15%	9,062
QUEST NEW ENGLAND	35	7,940	999	11%	8,974
MORTON PLANT HOSPITAL-ADLER INSTITUTE	8	8,194	663	7%	8,865
LABCORP BURLINGTON (LPP)	3	8,032	399	5%	8,434
WELLINGTON REGIONAL MED CTR LAB	3	7,130	1,145	14%	8,278
FLORIDA HOSPITAL WATERMAN LABORATORY	16	7,497	640	8%	8,153
INDIAN RIVER MEDICAL CENTER LAB		7,349	500	6%	7,849
PANCARE OF FLORIDA INC		7,201	546	7%	7,747
MEMORIAL REGIONAL HOSPITAL CLINICAL LABORATORY	8	6,886	537	7%	7,431
LARKIN COMMUNITY HOSPITAL INC DBA CARDIOTROPIC		4,145	3,281	44%	7,426
QUEST DIAGNOSTICS INFECTIOUS DISEASE INC	49	5,653	1,532	21%	7,234
REAL DIAGNOSTICS	77	6,554	467	7%	7,098
LARKIN COMMUNITY HOSPITAL	10	5,897	1,117	16%	7,024
HOMESTEAD HOSPITAL CLINICAL LABORATORY	13	5,304	1,563	23%	6,880
LEESBURG REGIONAL MEDICAL CENTER		6,099	734	11%	6,833
ARNOLD PALMER MEDICAL CENTER CLINICAL LAB		6,515	238	4%	6,753
DELRAY MEDICAL CENTER	2	5,924	736	11%	6,662
BAPTIST HOSPITAL OF MIAMI MOLECULAR DIAGNOSTICS	58	5,735	846	13%	6,639
DRS CLACK SPENCER WHITE & MCCORMACK PA D/B/A		5,831	715	11%	6,546
AEGIS SCIENCES CORPORATION	27	5,932	551	8%	6,510
BIOCERNA LABS	257	5,098	1,057	16%	6,412
MEMORIAL HOSPITAL JACKSONVILLE	8	5,049	1,321	21%	6,378
OSCEOLA REGIONAL MEDICAL CENTER	1	5,322	1,026	16%	6,349
Lee Memorial Hospital		4,984	1,362	21%	6,346

COVID-19: testing by laboratory

Data through Aug 26, 2020 verified as of Aug 27, 2020 at 09:25 AM

Data in this report are provisional and subject to change.

The numbers in the table below represent the number of Florida and non-Florida residents for whom test results were received by the Department of Health. A person can be tested by more than one laboratory and can have both positive and negative results. **Therefore, the sum of the numbers in each column will be larger than the total number of people tested.**

Reporting lab	Inconclusive	Negative	Positive	Percent positive	Total
WEST KENDALL BAPTIST HOSPITAL LABORATORY	4	4,941	1,354	21%	6,299
ST ANTHONY'S HOSPITAL LAB	11	5,460	728	12%	6,199
WINTER HAVEN HOSPITAL CLINICAL LABORATORY	1	5,085	963	16%	6,049
LAWNWOOD REGIONAL MEDICAL CENTER	1	4,925	936	16%	5,862
QUEST DIAGNOSTICS - WEST HILLS	21	5,527	209	4%	5,757
GOOD SAMARITAN MEDICAL CENTER LAB	1	4,730	905	16%	5,636
BAPTIST MEDICAL CENTER SOUTH		5,167	393	7%	5,560
ST JOSEPHS HOSPITAL	7	4,795	712	13%	5,514
BOSTON HEART DIAGNOSTICS CORP		4,719	753	14%	5,472
ORANGE PARK MEDICAL CENTER	9	4,247	1,131	21%	5,387
MEASE COUNTRYSIDE LAB	1	4,847	527	10%	5,375
GULF COAST MEDICAL CENTER MICROLAB		3,922	1,305	25%	5,227
MARTIN HOSPITAL SOUTH LAB		4,763	279	6%	5,042
HALIFAX MEDICAL CENTER LAB	19	4,203	697	14%	4,919
BETHESDA HOSPITAL EAST		4,320	576	12%	4,896
BAPTIST HOSPITAL LABORATORY	4	4,091	797	16%	4,892
WEST FLORIDA HOSPITAL LAB		3,808	1,049	22%	4,857
QUEST DIAGNOSTICS NICHOLS INSTITUTE - SJC (ELR)	25	4,151	670	14%	4,846
FLORIDA HOSPITAL HEARTLAND MED CTR CLINICAL LAB	1	4,294	496	10%	4,791
WESTSIDE REGIONAL MED CTR	2	3,765	925	20%	4,692
RUTGERS CLINICAL GENOMICS LABORATORY	10	4,479	190	4%	4,679
WEST BOCA MEDICAL CENTER LAB		4,194	484	10%	4,678
MANATEE MEMORIAL HOSPITAL		4,192	480	10%	4,672
CORAL GABLES HOSPITAL CLINICAL LABORATORY		3,511	1,059	23%	4,570
FLORIDA HOSPITAL WESLEY CHAPEL	1	4,148	379	8%	4,528
ACCESS DX LABORATORY	39	3,748	703	16%	4,490
LARGO MEDICAL CENTER		3,843	571	13%	4,414
NCH NORTH NAPLES HOSPITAL LAB	5	3,766	609	14%	4,380
OAK HILL HOSPITAL		3,870	508	12%	4,378
PALM BEACH GARDENS MEDICAL CTR LAB		3,934	420	10%	4,354
NORTHWEST MEDICAL CENTER	1	3,353	986	23%	4,340
MERCY HOSPITAL A CAMPUS OF PLANTATION GEN HOSP LAB	1	3,206	1,127	26%	4,334
DOCTORS HOSPITAL	2	3,406	873	20%	4,281
AVENTURA HOSPITAL LAB		3,179	1,100	26%	4,279
HEALTH PARK MEDICAL CENTER CLINICAL LAB		3,445	824	19%	4,269
THE VILLAGES REGIONAL HOSPITAL		3,918	317	7%	4,235
PATIENTS FIRST LAKE ELLA MEDICAL CENTER PA		3,257	964	23%	4,221
MEMORIAL HOSPITAL WEST LABORATORY SERVICES	13	3,673	424	10%	4,110
Capital Regional Medical Ctr		3,237	808	20%	4,045
PALMS WEST HOSPITAL LAB	2	3,132	845	21%	3,979
NORTH SHORE MEDICAL CENTER		3,092	873	22%	3,965
CORAL SPRINGS MED CTR		3,516	437	11%	3,953
BROWARD HEALTH NORTH CLINICAL LABORATORY		3,379	568	14%	3,947
FLORIDA HOSPITAL ZEPHYRHILLS		3,620	295	8%	3,915
BLAKE MEDICAL CENTER		3,218	694	18%	3,912

COVID-19: testing by laboratory

Data through Aug 26, 2020 verified as of Aug 27, 2020 at 09:25 AM

Data in this report are provisional and subject to change.

The numbers in the table below represent the number of Florida and non-Florida residents for whom test results were received by the Department of Health. A person can be tested by more than one laboratory and can have both positive and negative results. **Therefore, the sum of the numbers in each column will be larger than the total number of people tested.**

Reporting lab	Inconclusive	Negative	Positive	Percent positive	Total
QUEST DIAGNOSTICS	3	3,518	355	9%	3,876
FLORIDA HOSPITAL FLAGLER	2	3,606	256	7%	3,864
FLORIDA MEDICAL CENTER - A CAMPUS OF NORTH SHORE	2	3,248	597	16%	3,847
ABL MEDICAL CARE LLC		3,278	483	13%	3,761
EXACT SCIENCES LABORATORIES		3,400	332	9%	3,732
MOFFITT CANCER CENTER	5	3,649	59	2%	3,713
FLORIDA HOSPITAL DELAND	7	3,046	612	17%	3,665
PLANTATION GENERAL HOSPITAL		2,663	877	25%	3,540
REGIONAL MEDICAL CENTER BAYONET POINT	2	3,239	288	8%	3,529
INFORM DIAGNOSTICS, INC		3,334	194	5%	3,528
CARDIOTROPIC LABS	81	2,716	710	20%	3,507
FLORIDA HOSPITAL OF CARROLLWOOD		3,007	496	14%	3,503
CLEVELAND CLINIC MARTIN SOUTH HOSPITAL		3,179	322	9%	3,501
BAYFRONT MEDICAL CENTER	12	2,570	864	25%	3,446
NEMOURS CHILDRENS HOSPITAL		3,310	86	3%	3,396
NEW YORK STATE ELR - SUNRISE MEDICAL LABORATORIES		3,288	77	2%	3,365
MEDICAL CENTER OF TRINITY CLINICAL LABORATORY		2,873	470	14%	3,343
NORTHSIDE HOSPITAL AND HEART INSTITUTE		2,870	450	14%	3,320
LAKE CITY MEDICAL CENTER		2,408	775	24%	3,183
OCALA REGIONAL MEDICAL CENTER		2,745	407	13%	3,152
BAPTIST MEDICAL CENTER - BEACHES		2,888	204	7%	3,092
DR. P. PHILLIPS HOSPITAL		2,936	127	4%	3,063
MORTON PLANT-MEASE	1	2,760	211	7%	2,972
CENTRAL FLORIDA REGIONAL HOSPITAL		2,557	395	13%	2,952
FULGENT DIAGNOSTICS	77	2,687	180	6%	2,944
GULF COAST MEDICAL CENTER LAB		2,277	657	22%	2,934
ST JOSEPHS NORTH HOSPITAL LAB		2,582	335	11%	2,917
LEON MEDICAL CENTERS LLC		2,310	593	20%	2,903
IMPERIAL POINT MEDICAL CENTER		2,577	274	10%	2,851
LAKESWOOD RANCH MEDICAL CENTER		2,565	261	9%	2,826
NIGHT LITE PEDIATRICS	1	2,031	668	25%	2,700
INGENIOUS PERSONALIZED MEDICINE	16	1,886	796	30%	2,698
ST LUCIE MEDICAL CENTER		2,135	534	20%	2,669
SOUTH LAKE HOSPITAL		2,521	120	5%	2,641
SOUTH FLORIDA BAPTIST HOSPITAL MICRO	1	2,193	400	15%	2,594
ALL CHILDREN'S HOSPITAL LAB		2,397	184	7%	2,581
PHYSICIANS REGIONAL MEDICAL CENTER - PINE RIDGE RD		2,110	459	18%	2,569
POINCIANA MEDICAL CENTER		1,864	701	27%	2,565
UHEALTH CORAL GABLES/LENNAR MED CTR		2,416	127	5%	2,543
WEST MARION COMMUNITY HOSPITAL LAB		2,131	315	13%	2,446
BAPTIST MEDICAL CENTER - NASSAU		2,293	124	5%	2,417
WESTCHESTER HOSPITAL	17	1,949	428	18%	2,394
UNIVERSITY HOSPITAL AND MEDICAL CENTER		1,736	611	26%	2,347
MEDCOMP SCIENCES LLC	28	1,294	1,024	44%	2,346
SOUTH SEMINOLE HOSPITAL LABORATORY		2,230	97	4%	2,327
FLORIDA HOSPITAL NORTH PINELLAS	5	2,132	165	7%	2,302
VISTA CLINICAL		1,165	1,130	49%	2,295

COVID-19: testing by laboratory

Data through Aug 26, 2020 verified as of Aug 27, 2020 at 09:25 AM

Data in this report are provisional and subject to change.

The numbers in the table below represent the number of Florida and non-Florida residents for whom test results were received by the Department of Health. A person can be tested by more than one laboratory and can have both positive and negative results. **Therefore, the sum of the numbers in each column will be larger than the total number of people tested.**

Reporting lab	Inconclusive	Negative	Positive	Percent positive	Total
WEST PALM HOSPITAL LAB		1,910	328	15%	2,238
QUEST DIAGNOSTICS - ATLANTA	4	1,970	251	11%	2,225
ACCESS MEDICAL LABORATORIES		1,253	971	44%	2,224
FLORIDA HOSPITAL FISH MEMORIAL	1	1,863	338	15%	2,202
WALGREEN CO	2	1,918	240	11%	2,160
MEMORIAL HOSPITAL MICRO		1,848	217	11%	2,065
ST PETERSBURG GENERAL HOSPITAL		1,520	487	24%	2,007
HIALEAH HOSPITAL	4	1,517	463	23%	1,984
MEMORIAL HOSPITAL- MIRAMAR	10	1,771	154	8%	1,935
ANNE BATES LEACH EYE HOSPITAL/ ABLEH MICROBIOLOGY LABORATORY		1,886	45	2%	1,931
QUEST DIAGNOSTICS LENEXA	16	1,724	157	8%	1,897
MEASE DUNEDIN HOSPITAL	4	1,703	184	10%	1,891
BAPTIST NORTH EMERGENCY CENTER		1,392	499	26%	1,891
FORT WALTON BEACH MEDICAL CENTER		1,584	289	15%	1,873
CITRUS MEMORIAL HOSPITAL LABORATORY		1,731	127	7%	1,858
ADVENTHEALTH OCALA LABORATORY		1,560	285	15%	1,845
HEALTHQUEST ESOTERICS		1,090	737	40%	1,827
OVIEDO MEDICAL CENTER		1,480	276	16%	1,756
NONA SCIENTIFIC	1	1,376	340	20%	1,717
LEE HEALTH COCONUT POINT CLINICAL LAB	1	1,369	339	20%	1,709
CLEVELAND CLINIC TRADITION HOSPITAL		1,515	184	11%	1,699
DOCTORS HOSPITAL OF SARASOTA CLINICAL LABORATORY		1,498	178	11%	1,676
MEMORIAL HOSPITAL PEMBROKE	3	1,442	205	12%	1,650
RAULERSON HOSPITAL		1,333	282	17%	1,615
PALMS OF PASADENA HOSPITAL		1,344	221	14%	1,565
OPTEO LABORATORY		1,505	29	2%	1,534
CLEVELAND CLINIC MARTIN NORTH HOSPITAL		1,302	198	13%	1,500
WALGREENS OAKLAND PARK	2	1,331	166	11%	1,499
PUTNAM COMMUNITY MEDICAL CENTER		1,265	201	14%	1,466
P4 CLINICAL, LLC	23	1,251	185	13%	1,459
SOUTH BAY HOSPITAL MICRO		1,206	241	17%	1,447
PHYSICIANS REGIONAL MEDICAL CENTER - COLLIER BLVD	1	1,095	314	22%	1,410
LOWER KEYS MEDICAL CENTER		1,245	130	9%	1,375
BETHESDA HOSPITAL WEST		1,215	149	11%	1,364
ST VINCENT'S MEDICAL CENTER - SOUTHSIDE		1,307	27	2%	1,334
BARTOW REGIONAL MEDICAL CENTER	1	1,135	193	15%	1,329
TWIN CITIES HOSPITAL		1,200	126	10%	1,326
AVECINA MEDICAL OAKLEAF		885	436	33%	1,321
QUEST DIAGNOSTICS - MIRAMAR	6	347	965	73%	1,318
PWN HEALTH	6	891	413	32%	1,310
SYNERGY LABORATORIES	6	1,160	109	9%	1,275
BMCT Molecular Diagnostics Subsection		985	231	19%	1,216
CLINICORE		1,112	91	8%	1,203
LAKESIDE MEDICAL CENTER		815	354	30%	1,169
SACRED HEART-EMERALD COAST		982	183	16%	1,165
QUEST DIAGNOSTICS WOOD DALE	3	1,036	79	7%	1,118
HIGHLANDS REGIONAL MEDICAL CENTER		928	188	17%	1,116

COVID-19: testing by laboratory

Data through Aug 26, 2020 verified as of Aug 27, 2020 at 09:25 AM

Data in this report are provisional and subject to change.

The numbers in the table below represent the number of Florida and non-Florida residents for whom test results were received by the Department of Health. A person can be tested by more than one laboratory and can have both positive and negative results. **Therefore, the sum of the numbers in each column will be larger than the total number of people tested.**

Reporting lab	Inconclusive	Negative	Positive	Percent positive	Total
GULF BREEZE HOSPITAL LAB	1	964	142	13%	1,107
HOLIDAY CVS LLC		1,043	6	1%	1,049
VIKOR SCIENTIFIC	2	607	432	41%	1,041
UNIVERSITY OF MIAMI HOSPITAL & CLINICS	2	958	58	6%	1,018
ORLANDO VA MEDICAL CENTER		858	143	14%	1,001
PATIENTS CHOICE LABORATORIES		520	461	47%	981
UHEALTH DEERFIELD BEACH/UMSYLVESTER DEERFIELD BEACH LABORATORY	3	934	41	4%	978
LMHS		901	76	8%	977
ENGLEWOOD COMMUNITY HOSPITAL		857	78	8%	935
BAPTIST EMERGENCY CENTER OAKLEAF		750	157	17%	907
GENE BY GENE, GENOMICS RESEARCH CENTER LAB	31	796	65	7%	892
MARINERS HOSPITAL		769	95	11%	864
AVENTUS BIOLABS	1	382	450	54%	833
BAPTIST HEALTH EMERGENCY CENTER COUNTRY WALK		669	152	19%	821
FLORIDA HOSPITAL ORLANDO		745	74	9%	819
AVECINA MEDICAL SOUTHSIDE		560	247	31%	807
ST VINCENTS CLAY COUNTY		775	26	3%	801
PATHNOSTICS		82	705	90%	787
BAPTIST EMERGENCY CENTER CLAY		675	101	13%	776
LABCORP	1	396	325	45%	722
CAPSTONE HEALTHCARE		469	242	34%	711
JACKSON HOSPITAL CLINICAL LABORATORY		621	85	12%	706
CLARITY LAB SOLUTIONS		579	112	16%	691
MINUTECLINIC LLC #3703		597	70	10%	667
DESOTO MEMORIAL HOSPITAL CLINICAL LABORATORY	3	534	126	19%	663
ADVANCE MEDICAL OF NAPLES			655	100%	655
LABCORP RTP	3	74	568	88%	645
Assurance Scientific Laboratories		503	141	22%	644
FLORIDA LABORATORY ANALYSIS		389	242	38%	631
FLOWERS HOSPITAL		579	46	7%	625
LAB24 INC	1	28	590	95%	619
TAMPA COMMUNITY HOSPITAL		438	174	28%	612
NONE		281	325	54%	606
BARDMOOR LABORATORY	1	529	71	12%	601
VAMC ORLANDO		302	295	49%	597
PATIENTS FIRST - MAHAN DRIVE		164	428	72%	592
EGLIN AIRFORCE BASE LAB		478	105	18%	583
QUEST	4	145	433	74%	582
NCH HEALTHCARE SYSTEM MICROBIOLOGY LAB		1	559	100%	560
NCH NORTHEAST	3	365	187	34%	555
AVERO DIAGNOSTICS - IRVING		465	90	16%	555
PHYSICIANS STAT LAB		138	415	75%	553
LEE MEMORIAL HOSPITAL LAB			549	100%	549
UNITED CLINICAL LABORATORY LLC		4	533	99%	537
QUEST DIAGNOSTICS - IRVING	10	336	178	34%	524
HOLY CROSS HOSPITAL LABORATORY			502	100%	502
SOUTHEAST ALABAMA MEDICAL CENT		447	44	9%	491

COVID-19: testing by laboratory

Data through Aug 26, 2020 verified as of Aug 27, 2020 at 09:25 AM

Data in this report are provisional and subject to change.

The numbers in the table below represent the number of Florida and non-Florida residents for whom test results were received by the Department of Health. A person can be tested by more than one laboratory and can have both positive and negative results. **Therefore, the sum of the numbers in each column will be larger than the total number of people tested.**

Reporting lab	Inconclusive	Negative	Positive	Percent positive	Total
MAVERICK LABS		347	124	26%	471
LUMINUS DIAGNOSTICS		307	147	32%	454
SANTA ROSA MEDICAL CENTER		260	194	43%	454
WALGREENS ORLANDO		411	43	9%	454
PANCARE OF FLORIDA, INC			443	100%	443
ASSOCIATED PATHOLOGISTS, LLC		366	76	17%	442
DYNIX DIAGNOSTICS	1	237	188	44%	426
ORLANDO VETERANS AFFAIRS MEDICAL CENTER		112	296	73%	408
PHAROS HEALTH		279	128	31%	407
HISTOPATHOLOGY SERVICES, LLC		344	59	15%	403
ATLANTIS URGENT CARE		272	123	31%	395
MEDARBOR DIAGNOSTICS		1	390	100%	391
MARTIN MEMORIAL LABORATORY AT ST LUCIE WEST		342	49	13%	391
ARCPPOINT LABS - FORT MYERS		292	96	25%	388
NEW YORK STATE ELR - NORTH SHORE LONG ISLAND JEWISH HEALTH		364	23	6%	387
LAB CORP	1	157	227	59%	385
UAB HIGHLANDS LABORATORY		373	3	1%	376
QUEST DIAGNOSTICS NICHOLS INSTITUTE	5	353	17	5%	375
NORTH FLORIDA PEDIATRICS-TALLAHASSEE		343	27	7%	370
HOLIDAY CVS LLC DBA CVSPHARMACY #5155		360	4	1%	364
NEW YORK STATE ELR - NYU HOSPITALS CENTER CLINICAL LABORATORIES		350	12	3%	362
CLARITY LABS		311	49	14%	360
MEMORIAL PEMBROKE 24/7 CARE CENTER		266	93	26%	359
INFORM DIAGNOSTICS		349	2	1%	351
ECCOLAB GROUP	1	79	259	76%	339
NIGHT LITE PEDIATRICS URGENT CARE		283	55	16%	338
NEW YORK STATE ELR - LENCO MEDICAL LABORATORY		322	13	4%	335
JAY HOSPITAL CLINICAL LABORATORY		241	81	25%	322
DAVITA LABS		290	26	8%	316
ADVENT HEALTH CENTRA CARE: WATERFORD LAKES		248	65	21%	313
NEW YORK STATE ELR - DEPARTMENT OF CLINICAL LABS		301	5	2%	306
AVECINA MEDICAL JULINGTON		131	164	56%	295
CORE DIAGNOSTIC LABORATORIES LLC		219	75	26%	294
NCF DIAGNOSTICS & DNA TECHNOLOGIES	10	50	234	80%	294
TALLAHASSEE PRIMARY CARE ASSOCIATES		274	9	3%	283
SUNRISE MEDICAL LABORATORIES		215	62	22%	277
TENNESSEE DOH - NASHVILLE	2	245	28	10%	275
VETERANS AFFAIRS MEDICAL CENTER LAB		9	263	97%	272
LABCORP TAMPA	1	30	240	89%	271
NITE LITE PEDIATRICS		170	97	36%	267
BAPTIST MD ANDERSON CANCER CENTER		263	2	1%	265
THERADOC		150	110	42%	260
FULGENT DIAGNOSTICS LABORATORY	4	246	8	3%	258
FLO-MEDILAB SERVICES		82	174	68%	256
SANFORD REFERENCE LAB		246	10	4%	256
FLAGLER HOSPITAL	5	18	229	91%	252
GENESIS REFERENCE LABORATORIES		1	251	100%	252

COVID-19: testing by laboratory

Data through Aug 26, 2020 verified as of Aug 27, 2020 at 09:25 AM

Data in this report are provisional and subject to change.

The numbers in the table below represent the number of Florida and non-Florida residents for whom test results were received by the Department of Health. A person can be tested by more than one laboratory and can have both positive and negative results. **Therefore, the sum of the numbers in each column will be larger than the total number of people tested.**

Reporting lab	Inconclusive	Negative	Positive	Percent positive	Total
EXPRESS GENE MOLECULAR DIAGNOSTIC LABORATORY		2	246	99%	248
TEMPUS CLINICAL LABORATORY	1	222	25	10%	248
STEWART REFERENCE LABORATORY		101	141	58%	242
UNKNOWN		16	225	93%	241
HOLMES REGIONAL MEDICAL CENTER		3	235	99%	238
SMA SPECIALITY MEDICAL LAB		62	168	73%	230
BAYA URGENT CARE		3	226	99%	229
ASCEND CLINICAL		224	4	2%	228
HENDRY REGIONAL MEDICAL CENTER		9	215	96%	224
ST CLOUD REGIONAL MEDICAL CENTER		126	94	43%	220
AMELIA URGENT CARE		84	133	61%	217
BIOCERNA LLC	8	156	53	24%	217
MEDSCAN LABORATORY INC		136	80	37%	216
LABTECH DIAGNOSTIC		94	121	56%	215
EUROFINS NTD, LLC		186	28	13%	214
JAMES A. HALEY VETERANS MICRO LAB			214	100%	214
MINI ER ADULT AND PEDIATRIC URGENT CARE		200	9	4%	209
CENTRA CARE		35	174	83%	209
GESSLER CLINIC		1	206	100%	207
ADVENTHEALTH LAB			203	100%	203
MARTIN MEMORIAL MEDICAL CENTER LAB		99	103	51%	202
VAMC WEST PALM LAB		5	196	98%	201
MOLECULAR INFECTIOUS DISEASES		195	4	2%	199
FLORIDA WOMAN CARE LABORATORY LLC		175	23	12%	198
PREMIER MEDICAL LABORATORY SERVICES		1	195	99%	196
ARCPOINT LABS OF WEST PALM BEACH			194	100%	194
BAY PINES VAMC CLINICAL LABORATORY		4	185	98%	189
NCH HEALTHCARE BONITA		125	62	33%	187
QUALITOX LABORATORIES		96	90	48%	186
PATHGROUP LABS LLC		90	96	52%	186
GENESIS MEDICAL LABORATORY MIAMI FL.		78	108	58%	186
ADVENT HEALTH -TAMPA		74	110	60%	184
HOLIDAY CVS LLC DBA CVS PHARMACY #5154		171	5	3%	176
NEW YORK STATE ELR - NEW YORK PRESBYTERIAN HOSPITAL CUMC CLINICAL		162	13	7%	175
C.W. BILL YOUNG VA MEDICAL CENTER		4	168	98%	172
BIOREFERENCE LABORATORIES		69	101	59%	170
BOCA BIOLISTICS REFERENCE LABORATORY		138	31	18%	169
BAYCARE HEALTH SYSTEM		2	167	99%	169
THE CENTER FOR URGENT CARE		119	47	28%	166
FLORIDA HOSPITAL WAUCHULA		90	74	45%	164
ASAP LAB LLC		95	69	42%	164
TOM LEE COMMUNITY HEALTH CENTER		6	158	96%	164
MICROGEN DX		29	134	82%	163
UAB UNIVERSITY OF ALABAMA HOSPITAL LAB		157	6	4%	163
NEW YORK STATE ELR - MOUNT SINAI LABORATORY		154	8	5%	162
ARCPOINT LABS OF TAMPA		94	67	42%	161
BUREAU OF CLINICAL LABORATORIES		132	28	18%	160

COVID-19: testing by laboratory

Data through Aug 26, 2020 verified as of Aug 27, 2020 at 09:25 AM

Data in this report are provisional and subject to change.

The numbers in the table below represent the number of Florida and non-Florida residents for whom test results were received by the Department of Health. A person can be tested by more than one laboratory and can have both positive and negative results. **Therefore, the sum of the numbers in each column will be larger than the total number of people tested.**

Reporting lab	Inconclusive	Negative	Positive	Percent positive	Total
WUESTHOFF REF LABORATORY			159	100%	159
NEW YORK STATE ELR - NEW YORK HOSPITAL LABORATORIES	1	152	6	4%	159
US BIOTEK LABORATORIES	1	65	85	56%	151
SACRED HEART HOSPITAL ON THE GULF		90	57	39%	147
LABSTAT		2	145	99%	147
SCIONLAB SERVICES LLC		136	10	7%	146
NEO GENOMICS - FORT MYERS	1	140	4	3%	145
GULF COAST MOLECULAR LABORATORIES	8	95	42	29%	145
EMERGENCY PHYSICIANS MEDICAL CENTER			139	100%	139
ACUTIS DIAGNOSTICS	1	107	31	22%	139
FLORIDA HOSPITAL HEARTLAND MED CTR LAKE PLACID		93	45	33%	138
ST JUDE CHILDREN'S RESEARCH HOSPITAL		125	11	8%	136
IRL MARKET LAB ALACHUA		103	31	23%	134
MIDWAY SPECIALTY CARE CENTER		53	80	60%	133
INTEGRATED REGIONAL LABORATORIES		119	12	9%	131
MEMPHIS PATHOLOGY LABORATORY	1	124	5	4%	130
AMERICAN PATHOLOGY PARTNERS		128	1	1%	129
FAST TRACK URGENT CARE CENTER		1	127	99%	128
BMHSI-AEL MICROBIOLOGY LABORATORY	2	102	24	19%	128
ADVENT HEALTH CENTRA CARE		42	85	67%	127
VAMC GAINESVILLE		2	125	98%	127
MACDILL AFB HOSPITAL		108	18	14%	126
LEHIGH REGIONAL MEDICAL CENTER LAB		106	19	15%	125
NXGEN MDX LLC	1	94	29	23%	124
VAMC BAY PINES		1	120	99%	121
FAST TRACK URGENT CARE CENTER - CARROLLWOOD			120	100%	120
NEW YORK STATE ELR - ENZO CLINICAL LABS INC		117	1	1%	118
CURATIVE LABS		3	114	97%	117
HEALTH FIRST-HOLMES REGIONAL			116	100%	116
PALM BEACH COUNTY HEALTH DEPT LAB		113	2	2%	115
ROSEN MEDICAL CENTER		101	13	11%	114
ALLIED HEALTH FORT PIERCE		112			112
CENTRA CARE - WATERFORD LAKES		60	52	46%	112
LEON MEDICAL CENTER		7	103	94%	110
MEDICAL DIAGNOSTICS LABORATORIES,INC		18	91	83%	109
UR MEDICINE LABS- CENTRAL LABORATORY		106	2	2%	108
SPARROW HEALTHCARE	2	1	105	97%	108
MILLENNIUM LAB SERVICES			107	100%	107
PRIVA PATH LABS			106	100%	106
VAMC LAKE CITY		51	52	50%	103
FLORIDA CLINICAL LABORATORY-BIOREFERENCE LABORATORIES		43	59	58%	102
BAYFRONT HEALTH BROOKSVILLE			102	100%	102
SEBASTIAN RIVER MEDICAL CENTER		63	38	38%	101
MID-FLORIDA PATHOLOGY		64	36	36%	100
BAPTIST HEALTH SOUTH FLORIDA		4	94	96%	98
NEW PLANT CITY FAMILY CARE	1	24	72	74%	97
USAFSAM/PHE		23	72	76%	95

COVID-19: testing by laboratory

Data through Aug 26, 2020 verified as of Aug 27, 2020 at 09:25 AM

Data in this report are provisional and subject to change.

The numbers in the table below represent the number of Florida and non-Florida residents for whom test results were received by the Department of Health. A person can be tested by more than one laboratory and can have both positive and negative results. **Therefore, the sum of the numbers in each column will be larger than the total number of people tested.**

Reporting lab	Inconclusive	Negative	Positive	Percent positive	Total
DIAGNOSTIC SOLUTIONS		3	91	97%	94
FLORIDA COMMUNITY HEALTH CENTERS INC			93	100%	93
NAVAL HOSPITAL - JACKSONVILLE		1	92	99%	93
COASTAL MED URGENT CARE			92	100%	92
SHORELINE PHYSICIAN GROUP			92	100%	92
CENTRACARE		2	89	98%	91
STAGEZERO LIFE SCIENCES INC		80	11	12%	91
GENETWORKX		15	74	83%	89
ADVENTHEALTH CENTRA CARE OVIEDO		29	58	67%	87
FLORIDA MEDICAL CLINIC		54	33	38%	87
PACIFIC ANALYTICS			85	100%	85
SOLARIS DIAGNOSTICS		4	81	95%	85
FULGENT GENETICS	2	59	23	27%	84
URGENT CARE CURE		41	42	51%	83
GARCIA CLINICAL LABORATORY		1	81	99%	82
FISHERMENS HOSPITAL CLINICAL LAB		76	4	5%	80
AVELLINO LAB USA, INC		78	2	3%	80
AMELIA EXPRESS CARE		5	75	94%	80
AVERO DIAGNOSTICS		53	24	31%	77
ADVENT HEALTH CENTRA CARE LONGWOOD		9	67	88%	76
AURORA DIAGNOSTICS BERNHARDT LABORATORIES PATHOLOGY SERVICE		72	3	4%	75
UNIVERSITY OF ALABAMA		72	2	3%	74
USA HEALTH UNIVERSITY HOSPITAL CLINICAL LABORATORY		72	1	1%	73
AMERICAN RESEARCH LABS		4	68	94%	72
MAYO CLINIC LABS - ROCHESTER MAIN CAMPUS		71	1	1%	72
HOLY CROSS HOSPITAL		1	70	99%	71
MINUTECLINIC, LLC DBA MINUTECLINIC #4717		68	3	4%	71
CENTRAL FLORIDA HEALTH CARE		46	24	34%	70
Highlands Regional Hospital		63	6	9%	69
DYNAMIC MEDICAL USA			69	100%	69
HEALTHLINK DIAGNOSTIC LABORATORIES		1	68	99%	69
AMMON LABS		58	10	15%	68
QPS, LLC		67	1	1%	68
MORTON PLANT HOSPITAL			67	100%	67
AEL- MEMPHIS		17	50	75%	67
NORTH OKALOOSA MEDICAL CENTER		36	30	45%	66
HOSPITAL FOR SPECIAL SURGERY		65	1	2%	66
SELECT LABORATORIES MARION COUNTY, LLC.			64	100%	64
ANGEL KIDS PEDIATRICS		48	15	24%	63
SARAPATH DIAGNOSTICS			62	100%	62
DAVITA LABORATORY SERVICES		48	14	23%	62
LABORATORY SPECIALISTS OF MICHIGAN		1	59	98%	60
FHMG-FLORIDA HOSPITAL MEDICAL GROUP		55	5	8%	60
EXACT SCIENCES LABORATORIES, LLC		15	45	75%	60
CLINICAL REFERENCE LABORATORY		56	4	7%	60
GENE BY GENE			60	100%	60
LABORATORY CORP OF AMERICA	2	26	32	53%	60

COVID-19: testing by laboratory

Data through Aug 26, 2020 verified as of Aug 27, 2020 at 09:25 AM

Data in this report are provisional and subject to change.

The numbers in the table below represent the number of Florida and non-Florida residents for whom test results were received by the Department of Health. A person can be tested by more than one laboratory and can have both positive and negative results. **Therefore, the sum of the numbers in each column will be larger than the total number of people tested.**

Reporting lab	Inconclusive	Negative	Positive	Percent positive	Total
REFUAH HEALTH CENTER LABORATORY		59			59
FINLAY CLINICAL LABORATORY		24	35	59%	59
MORTON PLANT HOSPITAL/LAB		1	58	98%	59
UNKNOWN - BAD FACILITY CODE		16	43	73%	59
NORTH FLORIDA/SOUTH GEORGA VETERANS HEALTH SYSTEM			58	100%	58
ALLSOUTH URGENT CARE			57	100%	57
NAVY HOSPITAL			57	100%	57
Quest Diag Unspecifd		26	31	54%	57
PROVIDENCE HOSPITAL LABORATORY		55	2	4%	57
LABCORP BIRMINGHAM	1	5	50	89%	56
DOCTOR'S MEMORIAL HOSPITAL		3	52	95%	55
NEW YORK STATE ELR - WADSWORTH HEALTH CENTER		52	3	5%	55
BLOCK, NATION, CHASE, AND SMOLEN FAMILY MEDICINE		36	19	35%	55
VA MEDICAL CENTER		7	48	87%	55
BROWARD HEALTH MEDICAL CENTER		1	53	98%	54
ACCU REFERENCE MEDICAL LAB			54	100%	54
HURLBURT FIELD CLINIC		23	29	56%	52
DEPARTMENT OF VETERANS AFFAIRS JAMES A. HALEY VETERANS HOSPITAL			52	100%	52
OPTUM LABS LLC		5	46	90%	51
BAYCARE LAB		1	50	98%	51
SARASOTA CO. HEALTH DEPT # 58		40	11	22%	51
INTEGRITY LABORATORIES			50	100%	50
NEW YORK STATE ELR - EMPIRECITY LABORATORIES		42	8	16%	50
ADVENTHEALTH CENTRA CARE			49	100%	49
P4 DIAGNOSTIX LABORATORY NETWORK		1	48	98%	49
MILLENIUUM PHYSICIANS GROUP			49	100%	49
JEFFERY WEINZWEIG		1	48	98%	49
325TH MEDICAL GROUP			49	100%	49
ARTHREX MEDICAL CENTER		28	21	43%	49
FAWCETT MEMORIAL HOSPITAL-LAB		1	48	98%	49
BAY MEDICAL CENTER SACRED HEART HEALTH SYSTEM		17	32	65%	49
VHA PUBLIC HEALTH REFERENCE LABORATORY- PALO ALTO		27	20	43%	47
ADVENTHEALTH CENTRA CARE CARROLLWOOD			46	100%	46
H LEE MOFFITT CANCER CENTER MICRO		46			46
NORTH FLORIDA PEDIATRICS-LAKE CITY			46	100%	46
EAST MANATEE FAMILY	1		44	98%	45
MOBILE INFIRMARY MED CENTER PATH LAB		39	6	13%	45
BALDWIN PEDIATRICS		37	8	18%	45
BAYFRONT HEALTH ER PINELLAS PARK		19	26	58%	45
LIFEBRITE	1	5	39	87%	45
QUEST TAMPA (NEW YORK ELR)		34	10	23%	44
TRADITION MEDICAL CENTER LABORATORY		21	23	52%	44
SMA SPECIALTY MEDICAL LAB		1	43	98%	44
LAB CORP TAMPA			44	100%	44
NXGEN MDX		18	26	59%	44
ORLANDO HEALTH EMERGENCY DEPARTMENT		39	4	9%	43
CBS LABORATORY		1	42	98%	43

COVID-19: testing by laboratory

Data through Aug 26, 2020 verified as of Aug 27, 2020 at 09:25 AM

Data in this report are provisional and subject to change.

The numbers in the table below represent the number of Florida and non-Florida residents for whom test results were received by the Department of Health. A person can be tested by more than one laboratory and can have both positive and negative results. **Therefore, the sum of the numbers in each column will be larger than the total number of people tested.**

Reporting lab	Inconclusive	Negative	Positive	Percent positive	Total
APP-UNIPATH, LLC		42	1	2%	43
QUEST DIAGNOSTICS-N ST PETERSBURG-5TH			43	100%	43
MY CLINICAL LAB			41	100%	41
FLORIDA HOSPITAL NEW SMYRNA		4	37	90%	41
NEW YORK STATE ELR - MONTEFIORE MEDICAL CENTER LABORATORIES - MOSES		34	7	17%	41
LAB CORP RTP	1	2	38	93%	41
RCA LABORATORY SERVICES -- NEW YORK ELR		10	30	75%	40
MIAMI VA HEALTHCARE SYSTEM			40	100%	40
EGLIN REGIONAL MEDICAL CENTER		4	36	90%	40
AMERICAN FAMILY PACE		9	31	78%	40
NEW YORK STATE ELR - KALEIDA HEALTH CENTER FOR LABORATORY		35	4	10%	39
ADVENTHEALTH CENTRA CARE WESLEY CHAPEL			39	100%	39
QUEST INFECTIOUS DISEASE	1	34	4	10%	39
ST VINCENT'S BIRMINGHAM LABORATORY		37	1	3%	38
GENESIS LABORATORY MANAGEMENT		5	33	87%	38
GENESIS DIAGNOSTICS			38	100%	38
BAYFRONT		21	16	43%	37
CITRUS MEMORIAL HEALTH SYSTEM LAB		2	35	95%	37
GENPATH			37	100%	37
GRAVITY DIAGNOSTICS, LLC		12	25	68%	37
UNIVERSITY HEALTH SYSTEM INC		33	4	11%	37
HEALTH FIRST-PALM BAY		1	35	97%	36
MEDICAL DIAGNOSTIC LAB		2	34	94%	36
DEVANSH LAB WERKS INC		28	8	22%	36
CAREMOUNT MEDICAL - PATHOLOGY		36			36
HUNTSVILLE HOSPITAL LABORATORY		26	9	26%	35
LAB PLUS, LLC AT SAINT THOMAS WEST HOSPITAL		26	9	26%	35
ST. CLOUD MEDICAL GROUP		35			35
IRL		4	31	89%	35
CAPITAL REGIONAL MEDICAL CENTER		2	33	94%	35
NEW YORK STATE ELR - QUEST DIAGNOSTICS NICHOLS		32	2	6%	34
VENICE REGIONAL MEDICAL LAB SERVICES			34	100%	34
EXPERTUS LABORATORIES INC		13	21	62%	34
ADVENTHEALTH CENTRA CARE SANFORD		11	23	68%	34
PALM BAY HOSPITAL		1	33	97%	34
CHILDREN'S HOSPITAL OF ALABAMA		33			33
DESOTO MEMORIAL HOSPITAL LAB			33	100%	33
COASTAL LABORATORIES		3	30	91%	33
CAPE CANAVERAL HOSPITAL			33	100%	33
GRAVITY DIAGNOSTICS		17	15	47%	32
ASSOCIATED CLINICAL LABORATORIES		30	1	3%	31
QUEST DIAGNOSTICS NICHOLS INSTITUTE- LPP		3	28	90%	31
VA		15	16	52%	31
NEW YORK STATE ELR - WHITE PLAINS HOSPITAL CENTER LAB		31			31
CLINICAL RESEARCH SEQUENCING PLATFORM			31	100%	31
ST. MARYS MEDICAL CENTER		1	30	97%	31
QUEST DIAGNOSTICS-VERO BEACH-37TH ST		31			31

COVID-19: testing by laboratory

Data through Aug 26, 2020 verified as of Aug 27, 2020 at 09:25 AM

Data in this report are provisional and subject to change.

The numbers in the table below represent the number of Florida and non-Florida residents for whom test results were received by the Department of Health. A person can be tested by more than one laboratory and can have both positive and negative results. **Therefore, the sum of the numbers in each column will be larger than the total number of people tested.**

Reporting lab	Inconclusive	Negative	Positive	Percent positive	Total
LABFIRST - DEPARTMENT OF PATHOLOGY		30	1	3%	31
SANFORD LABORATORIES		25	5	17%	30
FINLAY CLINICAL LABORATORY INC		26	4	13%	30
LABCORP OF AMERICA		15	15	50%	30
P4CLINICAL	3	2	24	83%	29
QUEST DIAGNOSTIC INC	1	3	25	86%	29
RDX BIOSCIENCE,			29	100%	29
ALLIANCE OF PHYSICIANS AGAINST COVID-19			29	100%	29
SMA LAB		4	25	86%	29
NEW YORK STATE ELR - NEWYORK-PRESBYTERIAN/QUEENS DIAGNOSTIC		28	1	3%	29
DICKERT		26	3	10%	29
NEXT MOLECULAR ANALYTICS		1	28	97%	29
RUSKIN HEALTH CENTER			29	100%	29
PROTEUS MOLECULAR AND CLINICAL LAB		15	14	48%	29
KENDALL REGIONAL MEDICAL CENTER LAB	3		26	90%	29
INTERLAB		1	27	96%	28
DOC SMILEY'S URGENT CARE		1	27	96%	28
DOH-WEST PALM BEACH BRANCH LABORATORY			28	100%	28
QUEST DIAGNOSTICS INC.			27	100%	27
LAB			27	100%	27
FHMG_CTR FOR SENIOR HEALTH		22	5	19%	27
SUNCOAST LABS			27	100%	27
INTERNAL LAB		24	3	11%	27
NORTH FLORIDA PEDIATRICS		1	26	96%	27
ADVENTHEALTH PALM COAST			27	100%	27
MINUTECLINIC DIAGNOSTIC OF RHODE ISLAND, LLC #729		25	1	4%	26
WUESTHOFF MEMORIAL HOSPITAL			26	100%	26
VIERA HOSPITAL			26	100%	26
QDX PATHOLOGY SERVICES		16	10	38%	26
DIAGNOSTIC LABORATORY OF OKLAHOMA		24	2	8%	26
JAMES A. HALEY VETERANS' HOSPITAL			26	100%	26
CDC		17	9	35%	26
SOFT CELL LABORATORIES		24	1	4%	25
CVS PHARMACY NO 7881		24	1	4%	25
ST. ANTHONY'S HOSPITAL			25	100%	25
PENSACOLA PEDIATRICS		13	11	46%	24
POPLAR HEALTHCARE PLLC	1	10	13	54%	24
ELLENTON URGENT CARE			24	100%	24
NEW YORK STATE ELR - STONY BROOK UNIVERSITY MEDICAL CENTER		21	3	13%	24
NEW YORK STATE ELR - CATHOLIC HEALTH SYSTEM DEPT LABORATORY		24			24
MOLECULAR DIAGNOSTICS		1	22	96%	23
LABORATORY DYNAMICS		20	3	13%	23
PRIDE DIAGNOSTICS		20	3	13%	23
FIRST CHOICE URGENT CARE			23	100%	23
AVENTIS BIO-SERVICES CTL		23			23
EGL GENETIC DIAGNOSTICS		1	21	95%	22
MINUTECLINIC DIAGNOSTIC OF MICHIGAN, PC #8029		22			22

COVID-19: testing by laboratory

Data through Aug 26, 2020 verified as of Aug 27, 2020 at 09:25 AM

Data in this report are provisional and subject to change.

The numbers in the table below represent the number of Florida and non-Florida residents for whom test results were received by the Department of Health. A person can be tested by more than one laboratory and can have both positive and negative results. **Therefore, the sum of the numbers in each column will be larger than the total number of people tested.**

Reporting lab	Inconclusive	Negative	Positive	Percent positive	Total
IPSUM DIAGNOSTICS			22	100%	22
CAYUGA MEDICAL CENTER AT ITHACA		19	3	14%	22
CENTRA CARE CONWAY			22	100%	22
PENNSYLVANIA DEPT OF HEALTH		19	3	14%	22
ST. JOSEPH'S HOSPITAL NORTH			22	100%	22
AHSE ROP		22			22
PATRICK AIR FORCE BASE		1	20	95%	21
TRUGENX			21	100%	21
BROWARD HEALTH CORAL SPRINGS EPIDEMIOLOGY DEPT			21	100%	21
NEW YORK STATE ELR - UNIVERSITY HOSPITAL, STONY BROOK SOUTHAMPTON		21			21
HEALTH FIRST CAPE CANAVERAL HOSPITAL			21	100%	21
ADVENT HEALTH CENTRA CARE PALM COAST			21	100%	21
MIAMI BEACH COMMUNITY HEALTH CENTER			21	100%	21
MOLECULAR TESTING LABS			20	100%	20
AMERICA FAMILY CARE		9	11	55%	20
ST. CLOUD HOSPITAL		20			20
ADVENT HEALTH FISH MEMORIAL		2	18	90%	20
PARRISH MEDICAL CENTER		1	19	95%	20
WUESTHOFF MEDICAL CENTER-MELBOURNE			20	100%	20
PPD	2	15	3	15%	20
OUT OF STATE		14	6	30%	20
BAYFRONT HEALTH SPRING HILL		1	19	95%	20
ASSOCIATED PATHOLOGISTS		16	4	20%	20
BENTON PEDIATRICS INC		12	8	40%	20
NEIGHBORHOOD MEDICAL CENTER		17	2	11%	19
INTEGRATED REGIONAL LABORATORIES - LARGO			19	100%	19
MAYO CLINIC LABS - ROCHESTER SUPERIOR DRIVE		2	17	89%	19
LECONTE MEDICAL CENTER LAB		15	4	21%	19
MINI ER AND URGENT CARE		1	18	95%	19
VAMC			19	100%	19
SUNQUEST		2	17	89%	19
PRECISION HEALTH SOLUTIONS LAB			19	100%	19
MED HEALTH SERVICES		18	1	5%	19
NIGHT LITE PEDIATRICS WINTER GARDEN		9	10	53%	19
JACKSON HEALTH SYSTEM			18	100%	18
MADISON CORE LABORATORIES		17	1	6%	18
INTERCOASTAL MEDICAL GROUP			18	100%	18
AMELIA MEDICAL CARE			18	100%	18
SUNTREE INTERNAL MEDICINE		18			18
MAGNOLIA DIAGNOSTIC			18	100%	18
NEW YORK STATE ELR - WESTCHESTER MEDICAL CENTER		18			18
DOCTORS MEMORIAL HOSPITAL		8	10	56%	18
HEALTH FIRST-VIERA HOSPITAL			18	100%	18
STONE WASH CLINICAL LABORATORIES		2	16	89%	18
NEW YORK STATE ELR - WILSON MEMORIAL REGIONAL MEDICAL CENTER		17	1	6%	18
PALO ALTO VA MEDICAL CENTER		1	17	94%	18
WATSON CLINIC LLP SOUTH			17	100%	17

COVID-19: testing by laboratory

Data through Aug 26, 2020 verified as of Aug 27, 2020 at 09:25 AM

Data in this report are provisional and subject to change.

The numbers in the table below represent the number of Florida and non-Florida residents for whom test results were received by the Department of Health. A person can be tested by more than one laboratory and can have both positive and negative results. **Therefore, the sum of the numbers in each column will be larger than the total number of people tested.**

Reporting lab	Inconclusive	Negative	Positive	Percent positive	Total
AMERICAN HEALTH ASSOCIATES OF TAMPA		2	15	88%	17
TPCA CLINICAL LABORATORIES		14	3	18%	17
XPRESS WELLNESS URGENT CARE			17	100%	17
CLEVELAND CLINIC FOUNDATION		9	8	47%	17
ST FRANCIS HOSPITAL		14	3	18%	17
NEW YORK STATE ELR - QUEST DIAGNOSTICS INCORPORATED		14	3	18%	17
INTEGRITY LABORATORIES, LLC		5	12	71%	17
TIDE LABORATORIES		5	12	71%	17
NEW YORK STATE ELR - BROOKDALE UNIVERSITY HOSPITAL		16	1	6%	17
FHMG LAKE MARY PEDS		16	1	6%	17
CENTRA CARE - SOUTH ORANGE		6	11	65%	17
BAYFRONT HEALTH PORT CHARLOTTE			16	100%	16
TGH		1	15	94%	16
BRANCH MEDICAL CLINIC			16	100%	16
QUEST DIAGNOSTICS NICHOLS INSTITUTE - SJC (LPP)		11	5	31%	16
EAST ALABAMA MEDICAL CENTER LABORATORY		11	5	31%	16
PATHGROUP			16	100%	16
CONNECTICUT DEPARTMENT OF HEALTH		14	2	13%	16
LABCORP INC		3	13	81%	16
SEVEN RIVERS REGIONAL MEDICAL CENTER		4	12	75%	16
LABCORP - CLEARWATER		3	13	81%	16
PARK WEST MEDICAL CENTER		15	1	6%	16
CLINICAL PATHOLOGY LABS		1	14	93%	15
REDITUS LABORATORIES			15	100%	15
CONSOLIDATED LAB SERVICES		8	7	47%	15
QUEST DIAGNOSTICS INCORPORATED			15	100%	15
QUESTDIAGNOSTICS INCORPORATED		1	14	93%	15
NORTH SHORE UNIVERSITY HOSPITAL LABORATORY		14	1	7%	15
MINUTECLINIC DIAGNOSTIC OF RHODE ISLAND, LLC #1544		15			15
FLORIDA DEPARTMENT OF HEALTH		10	5	33%	15
NEW YORK STATE ELR - ROCHESTER GENERAL HOSPITAL LABORATORY		14	1	7%	15
DIATHERIX		13	2	13%	15
NEW YORK STATE ELR - LENOX HILL HOSPITAL		13	2	13%	15
NADAL PEDIATRICS - VICTORIA STREET (3385)		3	12	80%	15
GOLDEN GATE FAMILY CLINIC			14	100%	14
SEMINOLE COUNTY HEALTH DEPARTMENT		13	1	7%	14
MILLENNIUM PHYSICIAN GROUP LCC			14	100%	14
WHITE WILSON MEDICAL CENTER CLINIC			14	100%	14
POARCH BANC CREEK INDIANS TRIBAL HEALTH DEPARTMENT			14	100%	14
MEDCOMP SCIENCES			14	100%	14
HEALTH CENTRAL HOSPITAL			14	100%	14
LABORATORY OF FLORIDA			14	100%	14
TALLAHASSEE PRIMARY CARE ASSOC, PA		12	1	8%	13
ADVENTHEALTH MEDICAL GROUP		11	2	15%	13
DOCTOR'S IN HOUSE LABORATORY			13	100%	13
SOUTHEAST FAMILY HEALTHCARE CENTER			13	100%	13
DOCTORS MEMORIAL FAMILY MEDICINE			13	100%	13

COVID-19: testing by laboratory

Data through Aug 26, 2020 verified as of Aug 27, 2020 at 09:25 AM

Data in this report are provisional and subject to change.

The numbers in the table below represent the number of Florida and non-Florida residents for whom test results were received by the Department of Health. A person can be tested by more than one laboratory and can have both positive and negative results. **Therefore, the sum of the numbers in each column will be larger than the total number of people tested.**

Reporting lab	Inconclusive	Negative	Positive	Percent positive	Total
ORLANDO HEALTH		2	11	85%	13
TREE HOUSE PEDIATRICS		12	1	8%	13
XERA MED RESEARCH			13	100%	13
TYNDALL AFB			13	100%	13
NEW YORK STATE ELR - BRONX LEBANON HOSPITAL-MEDICAL CENTER		12	1	8%	13
NEW YORK STATE ELR - ERIE COUNTY MEDICAL CTR CLINICAL LABS		13			13
HIGHLANDS MEDICAL CENTER		13			13
BAPTIST SOUTH MEDICAL CENTER		2	11	85%	13
DEPARTMENT OF VETERANS AFFAIRS MEDICAL CENTER			13	100%	13
FLORIDA STATE HOSPITAL			12	100%	12
LAKE CITY VETERANS HOSPITAL			12	100%	12
CVS PHARMACY, INC DBA CVS/PHARMACY #5685		12			12
ADVANCED URGENT CARE		10	2	17%	12
BOND CLINIC		1	11	92%	12
WESTPAC LABS		1	11	92%	12
ST VINCENTS MEDICAL CENTER RIVERSIDE NURSING		1	11	92%	12
FLORIDA DEPT OF HEALTH		4	8	67%	12
TEN HEALTHCARE		2	10	83%	12
EMPIRE CITY LABORATORIES INC		1	11	92%	12
UVMC MICROBIOLOGY		12			12
NEW YORK STATE ELR - SARATOGA HOSPITAL LABORATORY		11	1	8%	12
Point of Care Testing			12	100%	12
TOTAL RENAL LABORATORIES INC		7	5	42%	12
DOH		1	11	92%	12
LEON CHD		12			12
ADVENTHEALTH CENTRA CARE BRANDON			12	100%	12
BROWARD DIALYSIS			12	100%	12
ALLIANCE PEDIATRICS			11	100%	11
ESCAMBIA COMMUNITY CLINIC			11	100%	11
ADVENTHEALTH ZEPHYRHILLS			11	100%	11
Diatherix Laboratories, LLC		3	8	73%	11
PALM BEACH PATHOLOGY		9	2	18%	11
INDIAN RIVER MEDICAL CENTER		11			11
FLORIDA COMMUNITY HEALTH CENTER OF ST. LUCIE			11	100%	11
SUNCOAST COMMUNITY HEALTH CENTERS PEDIATRICS		6	5	45%	11
MINUTE CLINIC INCORPORATE		10	1	9%	11
SELECT REFERENCE LABORATORIES, LLC			11	100%	11
UPMC CHAUTAUQUA AT WCA LABORATORY		11			11
DELRAY MEDICAL CENTER LAB			11	100%	11
FUNGAL REFERENCE LABORATORY		11			11
BAYCARE OUTREACH LABORATORY SERVICES		1	10	91%	11
LAB INTERMARKET FACILITY LAB			11	100%	11
LABCORP - MIAMI		4	7	64%	11
ACHS		2	9	82%	11
AMERICAN ESOTERIC LABORATORIES			11	100%	11
JACKSON NORTH MEDICAL CENTER		1	10	91%	11
SHELBY COUNTY HEALTH CARE CORPORATION		8	3	27%	11

COVID-19: testing by laboratory

Data through Aug 26, 2020 verified as of Aug 27, 2020 at 09:25 AM

Data in this report are provisional and subject to change.

The numbers in the table below represent the number of Florida and non-Florida residents for whom test results were received by the Department of Health. A person can be tested by more than one laboratory and can have both positive and negative results. **Therefore, the sum of the numbers in each column will be larger than the total number of people tested.**

Reporting lab	Inconclusive	Negative	Positive	Percent positive	Total
PARKWEST MEDICAL CENTER		9	1	10%	10
MEDICAL LABORATORY DIAGNOSTICS			10	100%	10
DYNAMIC DNA LAB		1	9	90%	10
ADVENT HEALTH SEBRING			10	100%	10
NEW YORK STATE ELR - NEW YORK CITY DEPARTMENT OF HEALTH & MENTAL		9	1	10%	10
BROWARD HEALTH CARE			10	100%	10
PHYSICIANS STAT			10	100%	10
PERSONALIZED GENETIC TESTING			10	100%	10
PROMEDICA LABORATORIES		9	1	10%	10
LAKE BALDWIN CBOC		9	1	10%	10
NEW JERSEY DEPARTMENT OF HEALTH COMMUNICABLE DISEASE SERVICE		3	7	70%	10
INTERLACHEN PEDIATRICS		7	3	30%	10
KEY PRIMARY CASE			10	100%	10
CORE LABORATORY		1	9	90%	10
GENEDX		7	3	30%	10
VENICE REGIONAL MEDICAL CENTER			10	100%	10
BioReference Laboratories, Inc			10	100%	10
NEW YORK STATE ELR - CATHOLIC HEALTH SERVICES REGIONAL LABORATORY		8	2	20%	10
THE TERRACE OF JACKSONVILLE			10	100%	10
ARCPPOINT LABS - BIRMINGHAM		9			9
KEYS MEDICAL GROUP			9	100%	9
NEW YORK STATE ELR - LOURDES HOSPITAL INC		9			9
CENTRA CARE - SAND LAKE			9	100%	9
BAY CARE OCCUPATIONAL CLINIC			9	100%	9
NEW YORK STATE ELR - VASSAR BROTHERS MEDICAL CENTER LABORATORY		9			9
MICHIGAN DEPARTMENT OF HEALTH AND HUMAN SERVICES			9	100%	9
NEW YORK STATE ELR - GOOD SAMARITAN HOSPITAL LABORATORY		9			9
BAY PINES VA		1	8	89%	9
HUNTINGTON HOSPITAL LABORATORY		8	1	11%	9
MINUTE CLINIC LLC #2216		9			9
FLORIDA HOSPITAL LABS			9	100%	9
ACADIAN DIAGNOSTIC LABORATORIES		8	1	11%	9
WOLFSON (USE BAPTIST)			8	100%	8
NEW YORK STATE ELR - NORTH CENTRAL BRONX HOSP		7	1	13%	8
NORTH CAROLINA DEPARTMENT OF HEALTH & HUMAN SERVICES			8	100%	8
X-GENE MOLECULAR LABS		1	7	88%	8
MHHS All Lab Subsection		8			8
BAYONET POINT MEDICAL CENTER			8	100%	8
NOAH CLINICAL LABORATORY			8	100%	8
NEW YORK STATE ELR - ST PETER'S BENDER LABORATORY		8			8
PRATTVILLE BAPTIST HOSPITAL		7	1	13%	8
BAY VIEW HEALTHCARE		7	1	13%	8
BAYCARE LABORATORIES			8	100%	8
ADVENTHEALTH CENTRA CARE LAKE MARY		2	6	75%	8
NEW YORK STATE ELR - JAMES J PETERS VA MEDICAL CENTER		6	2	25%	8
POINT WASHINGTON MEDICAL CLINIC			8	100%	8
LEE MEMORIAL HEALTH PARK LAB			8	100%	8

COVID-19: testing by laboratory

Data through Aug 26, 2020 verified as of Aug 27, 2020 at 09:25 AM

Data in this report are provisional and subject to change.

The numbers in the table below represent the number of Florida and non-Florida residents for whom test results were received by the Department of Health. A person can be tested by more than one laboratory and can have both positive and negative results. **Therefore, the sum of the numbers in each column will be larger than the total number of people tested.**

Reporting lab	Inconclusive	Negative	Positive	Percent positive	Total
THE COMMONWEALTH OF MASSACHUSETTS			8	100%	8
ST. JOSEPH HOSPITAL AND HEALTH CARE INC.			8	100%	8
ADVENTHEALTH CENTRA CARE TEMPLE TERRACE			8	100%	8
COMMUNITY HEALTH CENTER		2	6	75%	8
SYLVESTER AT PLANTATION LABORATORY		7	1	13%	8
DOCTOR'S IN HOUSE LAB			8	100%	8
AFC URGENT CARE			8	100%	8
STATE LAB		1	7	88%	8
GENEUS DIAGNOSTICS			8	100%	8
SPORTS DRUG TESTING LABORATORY			8	100%	8
ST VINCENT'S EAST LABORATORY		7	1	13%	8
EMERALD COAST URGENT CARE		2	6	75%	8
UMHC/SYLVESTER AT KENDALL		1	7	88%	8
HEART OF FLORIDA HMA			8	100%	8
ST CATHERINE OF SIENA HOSPITAL		7			7
NEW YORK STATE ELR - LABORATORY ALLIANCE OF CENTRAL NEW		7			7
NEW YORK STATE ELR - HUDSON VALLEY HOSPITAL CENTER LABORATORY		6	1	14%	7
CENTRA CARE-LBV			7	100%	7
COMMUNITY HEALTH NORTHWEST FLORIDA			7	100%	7
FLORIDA HOSPITAL KISSIMMEE		4	3	43%	7
BIOFIRE			7	100%	7
WATSON CLINIC LLP MAIN			7	100%	7
LEE COUNTY HEALTH DEPARTMENT		4	3	43%	7
SANTA ROSA MEDICAL CENTER CLINICAL LAB		2	5	71%	7
NO NAME		5	2	29%	7
BOZEMAN HEALTH DEACONESS HOSPITAL		4	3	43%	7
PECONIC BAY MEDICAL CENTER LABORATORY		6	1	14%	7
NEW YORK PRESBYTERIAN - ALLEN HOSPITAL		7			7
CREATIVE TESTING SOLUTIONS		1	6	86%	7
SOUTHEAST ALABAMA MEDICAL CENTER			7	100%	7
ARCHBOLD MEMORIAL HOSPITAL/LAB		3	4	57%	7
FLORIDA DEPARTMENT OF HEALTH IN LAKE COUNTY		3	4	57%	7
NORTHWEST FLORIDA COMMUNITY HOSPITAL		1	6	86%	7
LONGLEAF DIAGNOSTIC LABORATORIES		2	5	71%	7
FLORIDA DEPARTMENT OF HEALTH IN HILLSBOROUGH COUNTY			7	100%	7
ORMOND BEACH CENTRA CARE			7	100%	7
CLEVELAND CLINIC			7	100%	7
UNIVERSITY HOSPITAL - STONY BROOK EASTERN		7			7
HEALTHMARK REGIONAL HOSPITAL LAB		3	4	57%	7
NORTHWELL HEALTH PLAINVIEW HOSPITAL LABORATORY		5	2	29%	7
NORTH BAY HOSPITAL			7	100%	7
ABBOTT			7	100%	7
ROCKLEDGE			7	100%	7
FLORIDA CLINICAL LAB			7	100%	7
CANTON-POTSDAM HOSPITAL LABORATORY		7			7
ADVENTHEALTH CENTRA CARE CITRUS PARK			7	100%	7
STATEN ISLAND UNIVERSITY HOSPITAL-POUCH		6			6

COVID-19: testing by laboratory

Data through Aug 26, 2020 verified as of Aug 27, 2020 at 09:25 AM

Data in this report are provisional and subject to change.

The numbers in the table below represent the number of Florida and non-Florida residents for whom test results were received by the Department of Health. A person can be tested by more than one laboratory and can have both positive and negative results. **Therefore, the sum of the numbers in each column will be larger than the total number of people tested.**

Reporting lab	Inconclusive	Negative	Positive	Percent positive	Total
LONGWOOD FAMILY PRACTICE		6			6
PATHOGENIUS LABORATORIES		2	4	67%	6
MASSACHUSETTS GENERAL HOSPITAL		1	5	83%	6
UNIVERSITY ALABAMA		6			6
CENTRA CARE - AOPKA			6	100%	6
ST JOSEPH HOSPITAL		5	1	17%	6
BIOCEPT			6	100%	6
MICHIGAN DEPARTMENT OF COMMUNITY HEALTH		1	5	83%	6
BAYCARE MEDICAL GROUP INC			6	100%	6
SPECIALITY LABORATORIES,INC		5	1	17%	6
FLORIDA WOMAN CARE LABORATORY			6	100%	6
TAMIAMI LAB MILLENIUM			6	100%	6
COVANCE CENTRAL LABORATORY			6	100%	6
LABCORP BURLINGTON CYTO		5	1	17%	6
GENE STREET LABORATORIES, LLC		6			6
MONTEFIORE NEW ROCHELLE HOSPITAL		6			6
LABCORP NEW PORT RICHEY			6	100%	6
TOTAL ACCESS URGENT CARE			6	100%	6
LEE MEMORIAL LAB GULF COAST			6	100%	6
QUOTIENT SCIENCES			6	100%	6
LAB CORP OF AMERICA		2	4	67%	6
TROY REGIONAL MEDICAL CENTER		3	3	50%	6
HEALTH CARE LABORATORY SERVICES			6	100%	6
TRUE HEALTH DIAGNOSTICS		1	5	83%	6
ACH			6	100%	6
ST ELIZABETH MEDICAL CENTER LABORATORY		6			6
ADVENTHEALTH PEDIATRICS/LAKE MARY PEDS		5	1	17%	6
ADVENTHEALTH CENTRA CARE ORMOND BEACH			6	100%	6
Maury Regional Hospital		4	2	33%	6
BAPTIST PRIMARY CARE		2	4	67%	6
FAST TRACK URGENT CARE CENTER - WESTCHASE			6	100%	6
NEW YORK STATE ELR - JAMAICA HOSPITAL MEDICAL CENTER		6			6
BROOKWOOD BAPTIST MEDICAL CENTER		6			6
UPMC HEALTH SYSTEM		4	1	20%	5
DALE MEDICAL CENTER		2	3	60%	5
ASCENSION ST. VINCENT'S PRIMARY CARE			5	100%	5
BOCA RATON REGIONAL HOSPITAL LAB			5	100%	5
BIOTECH			5	100%	5
LABCORP - NAPLES			5	100%	5
FRANCES WARDE MEDICAL LABORATORY		2	3	60%	5
AIM LABORATORIES			5	100%	5
LABCORP DIAGNOSTICS-MIAMI		2	3	60%	5
TMH PHYSICIAN PARTNERS - MONTICELLO		5			5
CAPITAL HEALTH PLAN LABORATORIES			5	100%	5
DCH REGIONAL MEDICAL CENTER LABORATORY		5			5
XRL SXF REF LAB		5			5
COMMUNITY HEALTH CENTERS OF PINELLAS, INC.			5	100%	5

COVID-19: testing by laboratory

Data through Aug 26, 2020 verified as of Aug 27, 2020 at 09:25 AM

Data in this report are provisional and subject to change.

The numbers in the table below represent the number of Florida and non-Florida residents for whom test results were received by the Department of Health. A person can be tested by more than one laboratory and can have both positive and negative results. **Therefore, the sum of the numbers in each column will be larger than the total number of people tested.**

Reporting lab	Inconclusive	Negative	Positive	Percent positive	Total
DOH JACKSONVILLE CENTRAL LABORATORY		3	2	40%	5
COMMUNITY HEALTH OF SOUTH FLORIDA			5	100%	5
JFK MEDICAL CENTER NORTH LAB			5	100%	5
CHEMISYS LABORATORIES			5	100%	5
LEHIGH VALLEY HOSPITAL		3	2	40%	5
NEW YORK STATE ELR - SOUTHSIDE HOSPITAL NORTHWELL HEALTH LABORATORY		4	1	20%	5
MANATEE PEDIATRICS			5	100%	5
ADVENTHEALTH CENTRA CARE DAYTONA BEACH			5	100%	5
COLORADO DEPARTMENT OF PUBLIC HEALTH AND ENVIRONMENT			5	100%	5
THE VILLAGES CLINICAL LAB		4	1	20%	5
CHILDREN'S HOSPITAL OF PHILADELPHIA		5			5
ARNOT OGDEN MEDICAL CENTER LABORATORY		5			5
BROWARD COUNTY HEALTH DEPT.			5	100%	5
Cleveland Clinic Laboratories		1	4	80%	5
BIO-REFERENCE LABORATORIES			5	100%	5
GATEWAY/ADVENT CENTRA CARE			5	100%	5
UNKNOWN LAB			5	100%	5
AEL KNOXVILLE			5	100%	5
ST ANTHONY NORTH			5	100%	5
LAWTON CHILES HEALTH CENTER			5	100%	5
AMEERAH LABS			5	100%	5
LAKELAND REGIONAL HEALTH			5	100%	5
INDIAN RIVER CHD VERO BEACH		4	1	20%	5
NICHOLS INSTITUTE QUEST DIAGNOSTICS		2	3	60%	5
GULF COAST MEDICAL GROUP			4	100%	4
GENUS DIAGNOSTICS			4	100%	4
WALGREENS NO 09204		4			4
ILLINOIS DEPT OF PUBLIC HEALTH LAB - SPRINGFIELD			4	100%	4
NEWYORK-PRESBYTERIAN/ LAWRENCE HOSPITAL LABORATORY		4			4
WEST PACIFIC MEDICAL LABORATORY			4	100%	4
PRECISION LABS LLC		1	3	75%	4
NEW YORK STATE ELR - SAMARITAN HOSPITAL LABORATORY		4			4
DORAL URGENT CARE			4	100%	4
DTR LABS		3	1	25%	4
THOMAS JEFFERSON UNIVERSITY HOSPITAL		4			4
BEAUMONT LABORATORY			4	100%	4
SOUTHWESTERN REGIONAL MEDICAL CENTER - TULSA		4			4
INTERMOUNTAIN CENTRAL LAB		1	3	75%	4
IRL MARKET LAB			4	100%	4
GENUS3		1	3	75%	4
NEW HAMPSHIRE DEPARTMENT OF HEALTH AND HUMAN SERVICES		3	1	25%	4
ST VINCENT'S CHILTON		3	1	25%	4
NEW YORK STATE ELR - BROOKLYN HOSPITAL CENTER DOWNTOWN CAMPUS		4			4
INTERMARKET FACILITY			4	100%	4
AURORA DIAGNOSTICS			4	100%	4
EMERGENCY MEDICAL CENTER			4	100%	4
BAPTIST MEDICAL CENTER EAST		2	2	50%	4

COVID-19: testing by laboratory

Data through Aug 26, 2020 verified as of Aug 27, 2020 at 09:25 AM

Data in this report are provisional and subject to change.

The numbers in the table below represent the number of Florida and non-Florida residents for whom test results were received by the Department of Health. A person can be tested by more than one laboratory and can have both positive and negative results. **Therefore, the sum of the numbers in each column will be larger than the total number of people tested.**

Reporting lab	Inconclusive	Negative	Positive	Percent positive	Total
STATEN ISLAND UNIVERSITY HOSPITAL SEGUINE AVE		4			4
METROPOLITAN HOSPITAL CENTER		4			4
COVENIENT CARE MEDICAL CLINIC			4	100%	4
FISHERMEN'S HOSPITAL			4	100%	4
CVS PHARMACY # 10423		4			4
STATEN ISLAND UNIVERSITY HOSPITAL		4			4
PEDIATRIC HEALTH CARE ALLIANCE			4	100%	4
FAST TRACK URGENT CARE CENTER - BRANDON			4	100%	4
FINLAY C. LABORATORY		3	1	25%	4
OKLAHOMA STATE UNIVERSITY DIAGNOSTIC LAB			4	100%	4
QUEST DIAGNOSTICS- MELBOURNE			4	100%	4
BAPTIST MEDICAL PLAZA AT DORAL URGENT CARE CENTER		4			4
MEDLOGIC, LLC		1	3	75%	4
WALGREENS #03413		2	2	50%	4
CENTURY HEALTH AND REHABILITATION CENTER			4	100%	4
METHODIST MEDICAL CENTER		3	1	25%	4
BAY CARE			4	100%	4
TA LABCORP TAMPA			4	100%	4
SENIOR HEALTH OF WINTER PARK DUNDEE		4			4
METRO KNOXVILLE HMA		4			4
NORTHSHORE UNIVERSITY HEALTHSYSTEM EVANSTON HOSPITAL LAB			4	100%	4
QUEST DIAGNOSTIC			4	100%	4
MISSOURI DEPARTMENT OF HEALTH AND SENIOR SERVICES			4	100%	4
FLORIDA HOSPITAL		1	3	75%	4
SHELBY BAPTIST MEDICAL CENTER		1	3	75%	4
VA GULF COAST VETERANS HEALTH CARE SYSTEM			4	100%	4
LINCOLN MEDICAL AND MENTAL HEALTH CENTER		4			4
MALABAR/ADVENT CENTRA CARE			4	100%	4
DAVITA LABORATORY		4			4
MINUTECLINIC DIAGNOSTIC OF RHODE ISLAND, LLC #212		4			4
EXPRESS TESTING-ONE			4	100%	4
HEALTHQUEST LABORATORIES			4	100%	4
MINUTECLINIC DIAGNOSTIC OF TEXAS, LLC		4			4
QUEST DIAGNOSTIC INC TECHNICAL			4	100%	4
WALGREENS #17132		3			3
AMERICAN FAMILY CARE- ORANGE BEACH			3	100%	3
ACCESS HEALTH CARE		2	1	33%	3
PALMS WEST HOSPITAL			3	100%	3
ST LUKES HOSPITAL LABORATORY		2	1	33%	3
FLORIDA CLINICAL LABORATORY - BIOREFERENCE LABORATORIES		2	1	33%	3
WALGREENS #10775		3			3
VIRGINIA DIVISION OF CONSOLIDATED LABORATORIES			3	100%	3
AARK LABORATORY		3			3
SUNCOAST URGENT CARE			3	100%	3
PALM BEACH COUNTY HEALTH DEPARTMENT LABORATORY			3	100%	3
BAYFRONT HEALTH PUNTA GORDA			3	100%	3
NORTHERN DUTCHESS HOSPITAL LABORATORY		3			3

COVID-19: testing by laboratory

Data through Aug 26, 2020 verified as of Aug 27, 2020 at 09:25 AM

Data in this report are provisional and subject to change.

The numbers in the table below represent the number of Florida and non-Florida residents for whom test results were received by the Department of Health. A person can be tested by more than one laboratory and can have both positive and negative results. **Therefore, the sum of the numbers in each column will be larger than the total number of people tested.**

Reporting lab	Inconclusive	Negative	Positive	Percent positive	Total
FAMILY HEALTH CENTERS OF SWF LABS			3	100%	3
WESLEY CHAPEL INTERNAL MEDICINE AND PEDIATRICS			3	100%	3
PENNSYLVANIA DEPARTMENT OF HEALTH BUREAU OF LABORATORIES			3	100%	3
TANNER MEDICAL CENTER EAST AL		3			3
TELEVISIT MALABAR PEDIATRICS			3	100%	3
PINELLAS COUNTY HEALTH DEPARTMENT		2	1	33%	3
NORTH NAPLES HOSPITAL RESPIRATORY THERAPY DEPARTMENT			3	100%	3
BAYCARE OUTREACH LABORATORY HOSPITAL			3	100%	3
NORTH BROWARD HOSPITAL DISTRICT HEALTHCARE FOR THE HOMELESS			3	100%	3
BARONESS ERLANGER HOSPITAL		3			3
PATIENT FIRST - ALLENTOWN			3	100%	3
OMNICARE PHARMACY OF TEXAS 1, LP DBA OMNICARE		3			3
FAST TRACK URGENT CARE CENTER - WESLEY CHAPEL			3	100%	3
FAST TRACK URGENT CARE CENTER - SOUTH TAMPA			3	100%	3
BAY CARE LAB SERVICES/ST. ANTHONY'S HOSPITAL			3	100%	3
NITE LITE PEDIATRICS - PORT ST. LUCIE		2	1	33%	3
NOVANT HEALTH INPATIENT CARE			3	100%	3
EISENHOWER ARMY MEDICAL CENTER			3	100%	3
VIRTUA VOORHEES HOSPITAL		3			3
WAKEMED		1	2	67%	3
SIGNATURE CARE PFLUGERVILLE			3	100%	3
CAPTAIN JAMES A. LOVELL FEDERAL HEALTHCARE CENTER			3	100%	3
KEY WEST URGENT CARE, INC		3			3
CALHOUN LIBERTY HOSPITAL			3	100%	3
LABCORP RARITAN		3			3
COUNTY OF LOS ANGELES			3	100%	3
CELAL GUROL ERBAY, MD			3	100%	3
MIAMI CANCER INSTITUTE			3	100%	3
WOODHULL MEDICAL AND MENTAL HEALTH CTR		3			3
JOE DIMAGGIO CHILDREN'S HOSPITAL		1	2	67%	3
JOHNS HOPKINS MEDICAL LABORATORIES		1	2	67%	3
VA OUTPATIENT			3	100%	3
ADVANCED LAB			3	100%	3
SOUTH GEORGIA MEDICAL CENTER			3	100%	3
QUATRACOR PLLC		3			3
DEACONESS HOSPITAL			3	100%	3
MONTEFIORE ST LUKE'S CORNWALL HOSPITAL		2	1	33%	3
MONTANA PUBLIC HEALTH LAB			3	100%	3
SAMARITAN MEDICAL CENTER		3			3
MARSHALL MEDICAL CENTER SOUTH LAB		2	1	33%	3
UNIVERSITY OF CHICAGO MEDICAL CENTER LAB			3	100%	3
SANFORD MOBILE LAB		1	2	67%	3
RIVERVIEW REGIONAL MEDICAL CENTER		3			3
ROCKLEDGE FAMILY HEALTH			3	100%	3
PRIMARY CARE OF THE TREASURE COAST			3	100%	3
MAKO MEDICAL LABORATORIES			3	100%	3
MAINSTREET FAMILY CARE			3	100%	3

COVID-19: testing by laboratory

Data through Aug 26, 2020 verified as of Aug 27, 2020 at 09:25 AM

Data in this report are provisional and subject to change.

The numbers in the table below represent the number of Florida and non-Florida residents for whom test results were received by the Department of Health. A person can be tested by more than one laboratory and can have both positive and negative results. **Therefore, the sum of the numbers in each column will be larger than the total number of people tested.**

Reporting lab	Inconclusive	Negative	Positive	Percent positive	Total
LAKE WALES MEDICAL CENTER INC			3	100%	3
CONNECTDX			3	100%	3
CORAL GABLES HOSPITAL			3	100%	3
CENTRA CARE – LAKE NONA		1	2	67%	3
CENTRA CARE HUNTER'S CREEK			3	100%	3
ADVENT HEALTH NEW SMYRNA BEACH			3	100%	3
CENTRAL FLORIDA HEALTH CARE INC			3	100%	3
UCLA HEALTHCARE CLINICAL LABS			3	100%	3
QUEST ELR		2	1	33%	3
DOCTOR'S IN-HOUSE LAB/COMMUNITY HEALTH CENTERS OF PINELLAS –PINELLAS P			3	100%	3
WALGREENS #5317		3			3
DOH-TAMPA BRANCH LABORATORY (MLK BLVD)			3	100%	3
BIODESIX, INC.		3			3
ILLINOIS DEPARTMENT OF PUBLIC HEALTH			3	100%	3
DOCTORS URGENT CARE			3	100%	3
TIMBER RIDGE LABORATORY			3	100%	3
SSM HEALTH ST LOUIS MICROBIOLOGY LABORATORY		1	2	67%	3
PRECISION GENETICS			3	100%	3
NEW YORK STATE ELR - LONG ISLAND JEWISH MED CTR		3			3
NEW YORK STATE ELR - ORANGE REGIONAL MEDICAL CENTER LABORATORY		3			3
ALACHUA COUNTY HEALTH DEPARTMENT			3	100%	3
NAPHCARE, INC.			3	100%	3
PUBLIC HEALTH LAB		3			3
NEW YORK STATE ELR - JACOBI MEDICAL CENTER		3			3
JACKSON SOUTH COMMUNITY HOSPITAL LAB			3	100%	3
BEEBE MEDICAL CENTER LABORATORY		3			3
VIRACOR		2	1	33%	3
IOWA DEPARTMENT OF PUBLIC HEALTH			3	100%	3
ST CHARLES HOSPITAL LABORATORY		2			2
UNIVERSITY OF MIAMI			2	100%	2
UNIVERSITY OF KANSAS MEDICAL CENTER			2	100%	2
UNIVERSITY OF MARYLAND MEDICAL CENTER			2	100%	2
QUEST DIAGNOSTICS-OCALA-SE 3RD		2			2
QUEST DIAGNOSTICS-OCALA-SW HIGHWAY 200		2			2
UC CORAL GABLES			2	100%	2
VIRTUA MEMORIAL HOSPITAL BURLINGTON COUNTY			2	100%	2
SANFORD SOUTH UNIVERSITY		2			2
THE UNIVERSITY OF VERMONT MEDICAL CENTER		2			2
RIVERSIDE MEDICAL GROUP		1	1	50%	2
ST JOSEPH WOMENS HOSPITAL			2	100%	2
WALGREENS #11293		2			2
RICHMOND UNIVERSITY MEDICAL CENTER		1	1	50%	2
RUSH UNIVERSITY MEDICAL CENTER LABORATORY			2	100%	2
UNIVERSITY HOSPITAL			2	100%	2
ROCKEFELLER UNIVERSITY CLINICAL GENOMICS LABORATOR		2			2
VIGILINT HEALTHCARE		1	1	50%	2
WHOLE CHILD PEDIATRICS			2	100%	2

COVID-19: testing by laboratory

Data through Aug 26, 2020 verified as of Aug 27, 2020 at 09:25 AM

Data in this report are provisional and subject to change.

The numbers in the table below represent the number of Florida and non-Florida residents for whom test results were received by the Department of Health. A person can be tested by more than one laboratory and can have both positive and negative results. **Therefore, the sum of the numbers in each column will be larger than the total number of people tested.**

Reporting lab	Inconclusive	Negative	Positive	Percent positive	Total
WALGREENS #6637		2			2
SANFORD REGIONAL HOSPITAL WORTHINGTON		2			2
UNIVERSITY HOSPITAL OF BROOKLYN		2			2
UK HEALTHCARE			2	100%	2
ST JOSEPHS CHILDRENS HOSPITAL OUTREACH			2	100%	2
WALGREENS #07388		2			2
WALGREENS #09353		2			2
QUEST DIAGNOSTICS INCORPORATED			2	100%	2
UT MEMPHIS UNIVERSITY HEALTH SERVICES			2	100%	2
PHYSICIANS IMMEDIATE CARE AURORA			2	100%	2
WALGREENS # 03852		2			2
SHARP MEMORIAL HOSPITAL MICROBIOLOGY DEPT			2	100%	2
PREMIER LABORATORY SERVICES, LLC			2	100%	2
PREMIER MEDICAL LABORATORY			2	100%	2
VRL EUROFINIS			2	100%	2
SOUTHEAST GEORGIA HEALTH SYSTEM			2	100%	2
ST. JOSEPH REGIONAL MEDICAL CENTER			2	100%	2
PIEDMONT HOSPITAL LAB			2	100%	2
TREASURE COAST COMMUNITY HEALTH			2	100%	2
SONIC REFERENCE LABORATORY			2	100%	2
PHYSICIANS LABORATORY SERVICES			2	100%	2
SPARROW CENTRAL LAB			2	100%	2
QUEENS HOSPITAL CENTER		2			2
TUFTS MEDICAL CENTER			2	100%	2
VERMONT DEPARTMENT OF HEALTH LABORATORY		1	1	50%	2
ST PETERSBURG PEDIATRICS-EAST BAY			2	100%	2
SARASOTA MEMORIAL MEDICAL URGENT CARE CENTER			2	100%	2
UAB		1	1	50%	2
PATHLINE			2	100%	2
WALGREENS #04834		2			2
UNIVERSITY OF WASHINGTON MEDICAL CENTER			2	100%	2
THOMAS LANGLEY			2	100%	2
WATAUGA MEDICAL CENTER		1	1	50%	2
SCDHEC BUREAU OF LABORATORIES			2	100%	2
URGENT CARE TCMA			2	100%	2
TITUSVILLE/ADVENT CENTRA CARE			2	100%	2
SARNO EXTENDED HOURS			2	100%	2
TALLAHASSEE MEMORIAL HEALTHCARE FAMILY MED RESIDENCY			2	100%	2
VISITING PHYSICIANS ASSOCIATION LABORATORY		2			2
PCB CLINIC			2	100%	2
MI2297090CV HOLLAND-23D2189684		2			2
BETH ISRAEL DEACONESS MEDICAL CENTER			2	100%	2
BFT LAB			2	100%	2
MIDMICHIGAN MEDICAL CENTER			2	100%	2
HOME ACCESS HEALTH			2	100%	2
MINUTECLINIC DIAGNOSTIC OF RHODE ISLAND, LLC #590		2			2
MINUTECLINIC DIAGNOSTIC		1	1	50%	2

COVID-19: testing by laboratory

Data through Aug 26, 2020 verified as of Aug 27, 2020 at 09:25 AM

Data in this report are provisional and subject to change.

The numbers in the table below represent the number of Florida and non-Florida residents for whom test results were received by the Department of Health. A person can be tested by more than one laboratory and can have both positive and negative results. **Therefore, the sum of the numbers in each column will be larger than the total number of people tested.**

Reporting lab	Inconclusive	Negative	Positive	Percent positive	Total
BIO-TECH CLINICAL LABORATORIES			2	100%	2
BIRMINGHAM VAMC		1	1	50%	2
MEDRITE			2	100%	2
BLOUNT MEMORIAL HOSPITAL		2			2
CVS PHARMACY, INC DBA CVS/PHARMACY #10581		2			2
MEMORIAL SLOAN KETTERING CANCER CENTER		1	1	50%	2
CVS/PHARMACY #10373		2			2
INTERNAL MEDICINE ASSOCIATES-DUNELLON			2	100%	2
NEW YORK STATE ELR - AUBURN COMMUNITY HOSPITAL		2			2
NEW YORK STATE DEPARTMENT OF HEALTH		1	1	50%	2
GEORGIA DEPARTMENT OF PUBLIC HEALTH			2	100%	2
NEW YORK STATE ELR - BELLEVUE HOSPITAL CENTER DEPARTMENT		2			2
NEW YORK STATE ELR - GLENS FALLS HOSPITAL DEPARTMENT OF PATHOLOGY		2			2
NEW YORK STATE ELR - ERIE COUNTY PUBLIC HEALTH CLINICAL		2			2
NEW YORK STATE ELR - COLUMBIA MEMORIAL HOSPITAL LABORATORY		2			2
GRAND ST PAUL CVS		2			2
MONROE COUNTY HOSPITAL		2			2
BAYFRONT MEDICAL			2	100%	2
HELIX DIAGNOSTICS			2	100%	2
DMH STEINHATCHEE FAMILY MEDICINE			2	100%	2
NEBRASKA MEDICAL CENTER			2	100%	2
GUTHRIE MEDICAL GROUP LABORATORIES		2			2
HEALTH FIRST IBM-UX			2	100%	2
LOWELL GENERAL HOSPITAL			2	100%	2
LABCORP - LEESBURG			2	100%	2
LINCOLN DIAGNOSTIC LAB		2			2
CARL R DARNALL ARMY MEDICAL CENTER			2	100%	2
CAREWELL 301 - WARWICK			2	100%	2
Cleveland Clinic Weston			2	100%	2
MADISON COUNTY MEMORIAL HOSP		1	1	50%	2
LEGACY LABORATORY SERVICES			2	100%	2
LAKE MARY KIDS CENTRA CARE			2	100%	2
CELERION			2	100%	2
LABCORP PHOENIX			2	100%	2
LABCORP - STUART		1	1	50%	2
LABCORP - OHIO			2	100%	2
LEESBURG REGIONAL MEDICAL CENTER		1	1	50%	2
LABCORP - PALM BEACH GARDENS			2	100%	2
JOHNSON CITY MEDICAL CENTER		1	1	50%	2
JRS LABORATORY			2	100%	2
COMPUNET CLINICAL LAB			2	100%	2
CONEMAUGH MEMORIAL MEDICAL CENTER		2			2
CONSOLIDATED LABORATORY SERVICES			2	100%	2
JACKSON LABORATORY OF GENOMIC MEDICINE		2			2
JOHN D. ARCHBOLD MEM. HOSPITAL			2	100%	2
MAYO			2	100%	2
LAB CORP PHOENIX			2	100%	2

COVID-19: testing by laboratory

Data through Aug 26, 2020 verified as of Aug 27, 2020 at 09:25 AM

Data in this report are provisional and subject to change.

The numbers in the table below represent the number of Florida and non-Florida residents for whom test results were received by the Department of Health. A person can be tested by more than one laboratory and can have both positive and negative results. **Therefore, the sum of the numbers in each column will be larger than the total number of people tested.**

Reporting lab	Inconclusive	Negative	Positive	Percent positive	Total
LABCORP - BRANDON		2			2
MAILBOX DIAGNOSTICS		1	1	50%	2
YORK HOSPITAL - LABORATORY			2	100%	2
COLLIER COUNTY HEALTH DEPT.			2	100%	2
BROAD INSTITUTE CLINICAL SEQUENCING RESEARCH PLATFORM		1	1	50%	2
KETTERING HEALTH			2	100%	2
NEW YORK STATE ELR - LONG ISLAND JEWISH VALLEY STREAM		2			2
NORTHWESTERN MEMORIAL HOSPITAL			2	100%	2
FLORIDA PEDIATRICS			2	100%	2
CAPE COD HOSPITAL			2	100%	2
ALABAMA DEPARTMENT OF PUBLIC HEALTH			2	100%	2
EXOSOME DIAGNOSTICS		2			2
EXECUTIVE MEDICAL SERVICES		2			2
FLORIDA MEDICAL CLINIC PA		2			2
ALLIANCE LABS @LRMC			2	100%	2
EVERLYWELL		2			2
NORTH FLORIDA PEDIATRICS JASPER			2	100%	2
NORTH DAKOTA DEPT OF HEALTH MICROBIOLOGY			2	100%	2
NORTHERN LIGHT LABORATORY			2	100%	2
GALEN BAYLOR EXTENSION		2			2
ALTRU DIAGNOSTICS INC			2	100%	2
ALVERNO CLINICAL LABORATORIES			2	100%	2
NOT INDICATED			2	100%	2
ADVANCED MEDICAL CARE			2	100%	2
ADVANCED URGENT CARE CENTER OF THE UPPER KEYS			2	100%	2
OMNICARE PHARMACY OF TEXAS 1		2			2
FCHC (OB)-DARWIN SQUARE CTR.			2	100%	2
PALM BAY URGENT CARE			2	100%	2
FLORIDA CLINICAL LABORATORY INC			2	100%	2
ONslow MEMORIAL HOSPITAL LABORATORY		2			2
OMNI			2	100%	2
ADVENT HEALTH CENTRA CARE- KID'S CARE		2			2
NOVANT HEALTH GOHEALTH URGENT CARE-HARRISBURG			2	100%	2
NOVADX		2			2
FLORIDA HEALTH CARE PLANS			2	100%	2
OKLAHOMA STATE DEPARTMENT OF HEALTH-PUBLIC HEALTH LABORATORY			2	100%	2
OHIO STATE UNIVERSITY MEDICAL CENTER			2	100%	2
OHIO DEPARTMENT OF HEALTH LABORATORY		2			2
ERIE COUNTY MEDICAL CTR CLINICAL LABS		2			2
NEW YORK STATE ELR - NEW YORK PRESBYTERIAN-LOWER MANHATTAN		2			2
GEISINGER MEDICAL CENTER		2			2
ENGLEWOOD HOSPITAL AND MEDICAL CENTER			2	100%	2
AMERICAN MEDICAL LABORATORIES			2	100%	2
ARNOLD PALMER HOSPITAL LABORATORY			2	100%	2
FORT SANDERS REGIONAL LABORATORY		2			2
NLC LABS			2	100%	2
ECLRS			1	100%	1

COVID-19: testing by laboratory

Data through Aug 26, 2020 verified as of Aug 27, 2020 at 09:25 AM

Data in this report are provisional and subject to change.

The numbers in the table below represent the number of Florida and non-Florida residents for whom test results were received by the Department of Health. A person can be tested by more than one laboratory and can have both positive and negative results. **Therefore, the sum of the numbers in each column will be larger than the total number of people tested.**

Reporting lab	Inconclusive	Negative	Positive	Percent positive	Total
EAST TENNESSEE STATE UNIVERSITY		1			1
ELITE CARE			1	100%	1
CLEVELAND CLINIC OHIO LABORATORIES			1	100%	1
FAST TRACK URGENT CARE CENTER - RIVERVIEW			1	100%	1
TEXAS DEPARTMENT OF STATE HEALTH SERVICES			1	100%	1
UNITED CLINICAL LABORATORIES			1	100%	1
DUKE HEALTH REGIONAL HOSPITAL			1	100%	1
FALMOUTH BY THE SEA			1	100%	1
COCOA BEACH/ADVENT CENTRA		1			1
UNC HOSPITAL/MCLENDON CLINICAL LABORATORIES			1	100%	1
UNITED LABORATORY SERVICE			1	100%	1
CLIFTON-FINE HOSPITAL LABORATORY		1			1
DYNACARE LABORATORIES			1	100%	1
COASTAL MEDICAL LAB			1	100%	1
UNITED HEALTHCARE			1	100%	1
CHATSWORTH ASSISTED LIVING COMMUNITY AT PGA NATIONAL			1	100%	1
SV MOBILE HEALTH			1	100%	1
UNIVERSITY LAB			1	100%	1
FIRST CARE - MIDDLESBORO			1	100%	1
UNIVERSITY OF BALTIMORE WASHINGTON MEDICAL CENTER			1	100%	1
UNIVERSITY OF IOWA HOSPITALS & CLINICS			1	100%	1
THE HEART HOSPITAL BAYLOR PLANO			1	100%	1
CHARLOTTE CHD PORT CHARLOTTE		1			1
UNIVERSITY OF FLORIDA			1	100%	1
CHP COVID-19 (TX)			1	100%	1
THE CHILDREN'S HOSPITAL OF PHILADELPHIA		1			1
CITRUS PARK			1	100%	1
EGL GENETICS DIAGNOSTICS			1	100%	1
FHCP-ORANGE CITY			1	100%	1
UNIVERSITY HOSPITALS OF CLEVELAND			1	100%	1
EDGAR PRICE FAMILY & CHILDREN HEALTHCARE CENTER			1	100%	1
CHIEFLAND MEDICAL CENTER			1	100%	1
SYNERGENE LABORATORY			1	100%	1
THE WOLFF CENTER FOR CHILD & ADOLESCENT HEALTH			1	100%	1
DACH MAIN LAB			1	100%	1
CVS/PHARMACY #12000		1			1
DALLAS MEDICAL CENTER			1	100%	1
TMH EC NORTHEAST LABORATORY			1	100%	1
TAMPA GENERAL MEDICAL GROUP LABORATORY HEALTHPARK			1	100%	1
CVS UT2297068CV SALT LAKE CITY		1			1
EMORY UNIVERSITY HOSPITAL			1	100%	1
TRUMAN MEDICAL CENTER - HOSPITAL HILL			1	100%	1
TENNESSEE DOH - KNOXVILLE			1	100%	1
TRINITAS REGIONAL MEDICAL CENTER			1	100%	1
DEPARTMENT OF PATHOLOGY ROME MEMORIAL		1			1
DERMDX, DIV OF AURORA DIAGNOSTICS/BERNHARDT LAB		1			1
DEPARTMENT OF VETERANS AFFAIRS ORLANDO MEDICAL CENTER			1	100%	1

COVID-19: testing by laboratory

Data through Aug 26, 2020 verified as of Aug 27, 2020 at 09:25 AM

Data in this report are provisional and subject to change.

The numbers in the table below represent the number of Florida and non-Florida residents for whom test results were received by the Department of Health. A person can be tested by more than one laboratory and can have both positive and negative results. **Therefore, the sum of the numbers in each column will be larger than the total number of people tested.**

Reporting lab	Inconclusive	Negative	Positive	Percent positive	Total
ETHOS LABORATORIES		1			1
DEPARTMENT OF HEALTH AND HUMAN SERVICES DIVISION OF BEHAVIORAL HEALTH		1			1
DEKALB MEDICAL CENTER LABORATORY			1	100%	1
DE TAR HOSPITAL			1	100%	1
DELAWARE DIAGNOSTICS LABS			1	100%	1
DHEC - S.C PUBLIC HEALTH LAB			1	100%	1
UF KANAPAHA LAB BEAKER		1			1
EXPRESS GENE MOLECULAR DIAGNOSTICS LABORATORY			1	100%	1
TAMPA		1			1
DOCTORS CLINICAL LABORATORY, INC			1	100%	1
DSI LABORATORIES-NAPLES-7TH			1	100%	1
EXPRESS LAB LIVINGSTON			1	100%	1
ELMHURST MEMORIAL HOSPITAL			1	100%	1
COMMONWEALTH OF MASSACHUSETTS			1	100%	1
COLORADO DEPARTMENT OF HEALTH LABORATORY SERVICES DIVISION			1	100%	1
DOCTOR'S IN-HOUSE LAB/COMMUNITY HEALTH CENTERS OF PINELLAS - JOHNNIE R			1	100%	1
TIMPANOGOS REGIONAL HOSPITAL			1	100%	1
CQUENTIA NGS, LLC			1	100%	1
EXCEL URGENT CARE OF NJ			1	100%	1
TITUSVILLE FAMILY PRACTICE			1	100%	1
DOCS URGENT CARE			1	100%	1
DOCTOR'S WALK-IN CLINIC / QUEST DIAGNOSTICS			1	100%	1
CONEY ISLAND HOSPITAL		1			1
CORE BIO LABS			1	100%	1
TIEHH BIOTERRORISM RESPONSE LAB			1	100%	1
CGH MEDICAL CENTER			1	100%	1
BAPTIST HEALTH MEDICAL CENTER			1	100%	1
BAPTIST HEALTH EXPRESS CARE AT KEY BISCAYNE			1	100%	1
BAPTIST ER TOWN CTR			1	100%	1
WALGREENS #10275		1			1
WALGREENS #06961		1			1
BAPTIST HEALTH URGENT CARE AT UNIVERSITY CENTRE			1	100%	1
BAPTIST HEALTH URGENT CARE AT KENDALL LAKES			1	100%	1
ASCENSION ST. MICHAEL'S HOSPITAL LAB			1	100%	1
Walker BaptistMedCtr			1	100%	1
WARD MEMORIAL HOSPITAL		1			1
ATHENS LIMESTONE HOSPITAL		1			1
WALGREENS #19348		1			1
AZALEA HEALTH			1	100%	1
AVERA ST. MARY'S HOSPITAL			1	100%	1
BAYFRONT HEALTH DADE CITY			1	100%	1
BAYCARE OUTREACH LAB			1	100%	1
BAYCARE MEDICAL GROUP			1	100%	1
VIVEX/UMTB BIOMEDICAL			1	100%	1
BAYLOR ESOTERIC AND MOLECULAR LAB			1	100%	1
BAYLOR COLLEGE OF MEDICINE			1	100%	1
VITAE DIAGNOSTICS			1	100%	1

COVID-19: testing by laboratory

Data through Aug 26, 2020 verified as of Aug 27, 2020 at 09:25 AM

Data in this report are provisional and subject to change.

The numbers in the table below represent the number of Florida and non-Florida residents for whom test results were received by the Department of Health. A person can be tested by more than one laboratory and can have both positive and negative results. **Therefore, the sum of the numbers in each column will be larger than the total number of people tested.**

Reporting lab	Inconclusive	Negative	Positive	Percent positive	Total
WALGREENS #04417		1			1
BARDMOOR LABORATORY			1	100%	1
WALGREENS #05362		1			1
BASCOM PALMER-MICRO LAB			1	100%	1
BAYCARE ALLIANT HOSPITAL			1	100%	1
WALGREENS # 7308		1			1
WALGREENS #03136		1			1
WILMINGTON VA MEDICAL CENTER			1	100%	1
WIMAUMA COMMUNITY HEALTH CENTER		1			1
ADVANCED URGENT CARE OF MARATHON			1	100%	1
WILLIAM A HINTON STATE LABORATORY INSTITUTE			1	100%	1
AFC PATRIOT URGENT CARE			1	100%	1
ADVENTIST HINSDALE HOSPITAL LABORATORY			1	100%	1
ADVENTHEALTH CENTRA CARE - KID'S CARE			1	100%	1
ACCESSLAB		1			1
ACCESS HEALTH CARE PHYSICIANS			1	100%	1
ABSOLUTE HEALTH INTERNAL MED & PEDIATRICS			1	100%	1
ACL LABORATORIES INDUSTRIAL TOXICOLOGY			1	100%	1
ADVANCED MEDICAL LABORATORIES (AML)			1	100%	1
ADVANCED LABORATORY SERVICES			1	100%	1
WYOMING PUBLIC HEALTH LAB			1	100%	1
WELLINGTON WEST 100176			1	100%	1
WELLOW URGENT CARE		1			1
AMERICAN FAMILY CARE			1	100%	1
APPALACHIAN REGIONAL HEALTHCARE SYSTEM		1			1
WASHINGTON STATE DEPARTMENT OF HEALTH PUBLIC HEALTH LABORATORIES			1	100%	1
ARKANSAS DEPARTMENT OF HEALTH			1	100%	1
APS-SUMMIT CARE PHARMACY, LLC DBA OMNICARE		1			1
ALABAMA REFERENCE LAB			1	100%	1
WEST VIRGINIA UNIVERSITY HOSPITALS			1	100%	1
AFFILIATED LABORATORIES INC			1	100%	1
ALLIANCE LABORATORY SERVICES			1	100%	1
WEST			1	100%	1
AMD			1	100%	1
WEST KENDALL HOSPITAL			1	100%	1
US LABORATORIES			1	100%	1
MARSHFIELD LABORATORIES			1	100%	1
CALIFORNIA PUBLIC HEALTH LABORATORY			1	100%	1
CARENOW URGENT CARE - LAKE MARY			1	100%	1
CAREWELL JW - WORCESTER LNC			1	100%	1
URGENT CARE NEW SMYRNA BEACH			1	100%	1
URGENT CARE WEST CLINIC			1	100%	1
UW HOSPITAL AND CLINICS			1	100%	1
VA GREATER LOS ANGELES HEALTH CARE SYSTEM			1	100%	1
BRISTOL REGINAL MEDICAL CENTER			1	100%	1
BROOKSVILLE REGIONAL HOSPITAL			1	100%	1
UT AUSTIN UNIVERSITY HEALTH SERVICES			1	100%	1

COVID-19: testing by laboratory

Data through Aug 26, 2020 verified as of Aug 27, 2020 at 09:25 AM

Data in this report are provisional and subject to change.

The numbers in the table below represent the number of Florida and non-Florida residents for whom test results were received by the Department of Health. A person can be tested by more than one laboratory and can have both positive and negative results. **Therefore, the sum of the numbers in each column will be larger than the total number of people tested.**

Reporting lab	Inconclusive	Negative	Positive	Percent positive	Total
CAH ACQUISITION COMPANY 11 LLC			1	100%	1
UTMB PATHOLOGY CLINICAL SERVICES LABORATORY			1	100%	1
UNIVERSITY OF MISSOURI HEALTH CARE			1	100%	1
CELEBRATION HOSPITAL			1	100%	1
UNK			1	100%	1
CENTRA CARE KIDS WINTER PARK			1	100%	1
CFCH - FROSTPROOF			1	100%	1
CENTRA CARE- WINTER GARDEN			1	100%	1
UNIVERSITY OF MIAMI HEPATOLOGY DIAGNOSTIC LABORATORY			1	100%	1
CAROMONT HEALTH			1	100%	1
CAROLINAS HEALTHCARE SYSTEM LAB			1	100%	1
UPSON REGIONAL MEDICAL CENTER			1	100%	1
CATHOLIC HEALTH SYSTEM DEPT LABORATORY		1			1
CEDARS-SINAI MEDICAL CENTER			1	100%	1
CBC LAB			1	100%	1
UNKNOWN - MI			1	100%	1
BERKSHIRE MEDICAL CENTER			1	100%	1
BELLIN HEALTH LAB			1	100%	1
BEAUMONT REFERENCE LABORATORY			1	100%	1
VIDANT MEDICAL CENTER			1	100%	1
BIOMERIEUX			1	100%	1
BIODORON LABORATORIES			1	100%	1
VETERANS OUTPATIENT CLINIC			1	100%	1
BAYSTATE MEDICAL CENTER			1	100%	1
BAYSHORE LABORATORY			1	100%	1
BAYONET POINT HOSPITAL LAB			1	100%	1
VIRGINIA DEPT OF HEALTH OFFICE OF EPIDEMIOLOGY			1	100%	1
BEAUMONT HOSPITAL, GROSSE POINTE			1	100%	1
Viracor Eurofins			1	100%	1
BEAUFORT MEMORIAL			1	100%	1
BRANDON OUTREACH CLINIC			1	100%	1
VA OUTPATIENT CLINIC			1	100%	1
VAIL VALLEY MEDICAL CENTER			1	100%	1
VA OUT PATIENT CENTER			1	100%	1
VA HOSPITAL			1	100%	1
VA HOSPITAL PATH & LAB			1	100%	1
BRANDON REGIONAL EMERGENCY CTR			1	100%	1
BLOOD SYSTEMS LABORATORIES			1	100%	1
VAULT MEDICAL SERVICES			1	100%	1
VELOCITY CARE			1	100%	1
BLUEWATER TOXICOLOGY			1	100%	1
VALLEY HOSPITAL MEDICAL CENTER		1			1
BOSTON MEDICAL CENTER			1	100%	1
BMC/JACSONVILLE		1			1
SUNY UPSTATE MEDICAL UNIVERSITY			1	100%	1
QUEST DIAGNOSTICS INC		1			1
MID FLORIDA COMMUNITY SERVICES			1	100%	1

COVID-19: testing by laboratory

Data through Aug 26, 2020 verified as of Aug 27, 2020 at 09:25 AM

Data in this report are provisional and subject to change.

The numbers in the table below represent the number of Florida and non-Florida residents for whom test results were received by the Department of Health. A person can be tested by more than one laboratory and can have both positive and negative results. **Therefore, the sum of the numbers in each column will be larger than the total number of people tested.**

Reporting lab	Inconclusive	Negative	Positive	Percent positive	Total
MID FLORIDA CLINICAL LABORATORY			1	100%	1
MINUTECLINIC DIAGNOSTIC OF ILLINOIS		1			1
MINUTE CLINIC DIAGNOSTIC OF VIRGINIA		1			1
MILFORD REGIONAL HOSPITAL			1	100%	1
MIAMI BEACH URGENT CARE			1	100%	1
MERCY HEALTH—MUSKEGON		1			1
MERCY HEALTH LAB			1	100%	1
MERCY - NORTH IOWA			1	100%	1
MHS LAB		1			1
MEYER PEDIATRICS			1	100%	1
MERITER LABORATORIES			1	100%	1
MINUTECLINIC DIAGNOSTIC OF TEXAS		1			1
MOUNT DORA PEDIATRICS		1			1
MORTON PLANT			1	100%	1
MONTEFIORE NYACK HOSPITAL AFFILIATED LABORATORY		1			1
MUNSON MEDICAL CENTER			1	100%	1
Mt Sinai Aventura			1	100%	1
MPG JACKSONVILLE ATLANTIC BLVD		1			1
MONTANA DEPARTMENT OF PUBLIC HEALTH & HUMAN SERVICES			1	100%	1
MISSOURI DEPARTMENT OF HEALTH AND SENIOR SERVICES - STATE PH LAB		1			1
MINUTECLINIC DIAGNOSTICS MEDICAL GROUP		1			1
MINUTECLINIC DIAGNOSTIC OF TEXAS, LLC #2580		1			1
MONROE COUNTY HEALTH DEPARTMENT			1	100%	1
QUEST - HOUSTON LAB			1	100%	1
MOLECULAR PATHOLOGY LABORATORY			1	100%	1
MEMORIAL HERMANN CONSOLIDATED LABORATORY SERVICES			1	100%	1
REFERENCE LABORATORY			1	100%	1
MARYLAND STATE DEPT OF HEALTH			1	100%	1
REGIONAL MEDICAL LABORATORY			1	100%	1
MD 365 MEDICAL CARE PLLC		1			1
MCH PHYSICIANS GROUP			1	100%	1
MC DIAGNOSTIC OF CONNECTICUT PC #459		1			1
REMISE OCCUPATIONAL HEALTH SOLUTIONS INC			1	100%	1
RIVERSIDE METHODIST HOSPITAL LAB			1	100%	1
MARION COUNTY HEALTH DEPARTMENT			1	100%	1
RIVIERA BEACH HEALTH CENTER LAB			1	100%	1
RENOWN REGIONAL MEDICAL CENTER			1	100%	1
RHODE ISLAND DEPARTMENT OF HEALTH			1	100%	1
MARYLAND DEPARTMENT OF HEALTH AND MENTAL HYGIENE			1	100%	1
MD NOW URGENT CARE CENTER INC.			1	100%	1
QUEST DIAGNOSTICS-WEST HILLS		1			1
MEDONE URGENT CARE			1	100%	1
MEDLABS DIAGNOSTICS		1			1
MEMORIAL HEALTH UNIVERSITY MEDICAL CENTER			1	100%	1
MEDSTAR HEALTH URGENT CARE			1	100%	1
MEDSTAR HARBOR HOSPITAL			1	100%	1
MEDICAL CLINIC OF HOUSTON			1	100%	1

COVID-19: testing by laboratory

Data through Aug 26, 2020 verified as of Aug 27, 2020 at 09:25 AM

Data in this report are provisional and subject to change.

The numbers in the table below represent the number of Florida and non-Florida residents for whom test results were received by the Department of Health. A person can be tested by more than one laboratory and can have both positive and negative results. **Therefore, the sum of the numbers in each column will be larger than the total number of people tested.**

Reporting lab	Inconclusive	Negative	Positive	Percent positive	Total
MEDICAL ARTS LABORATORY			1	100%	1
MEDCOMP SCIENCES, LLC			1	100%	1
MDS PHARMA SERVICES		1			1
MEDICAL CENTER ENTERPRISE			1	100%	1
MEDICAL CENTER AT OCEAN REEF			1	100%	1
RAPID CITY RUGENT CARE			1	100%	1
PENINSULA REGIONAL MED CTR LAB			1	100%	1
PENN MEDICINE PRINCETON MEDICAL CENTER		1			1
NORTON HEALTHCARE			1	100%	1
PEDIATRIC ASSOCIATES - JACKSONVILLE			1	100%	1
NOT GIVEN			1	100%	1
PEDIATRIC HEALTHCARE ALLIANCE			1	100%	1
NORTHWEST FLORIDA CLINICAL LAB			1	100%	1
PHELPS HOSPITAL LABORATORY		1			1
NORTHSIDE HOSPITAL DULUTH			1	100%	1
NORTHERN WESTCHESTER HOSPITAL LABORATORY		1			1
PERDIDO URGENT CARE			1	100%	1
Northwell Lab			1	100%	1
NORTHWELL HEALTH			1	100%	1
PEACHEALTH LABORATORIES		1			1
ORMC-ARDEN/EOI			1	100%	1
PARKWAY REGIONAL MEDICAL CENTER LAB			1	100%	1
ORANGE COUNTY HEALTH DEPT			1	100%	1
PALM SPRINGS GENERAL HOSPITAL			1	100%	1
OSWEGO HOSPITAL LABORATORY		1			1
PARADIGM LABORATORIES			1	100%	1
PARROTT MEDICAL CLINIC			1	100%	1
OHIO DEPARTMENT OF HEALTH			1	100%	1
PATIENTS FIRST LAKE ELLA MEDICAL CENTER		1			1
NOVANT HEALTH PRESBYTERIAN			1	100%	1
ONEIDA HEALTHCARE CENTER		1			1
OMNICARE PHARMACY OF TEXAS 1, LP		1			1
PATHGROUP LABS, LLC			1	100%	1
NORTH SHORE HEMATOLOGY-ONCOLOGY ASSOCIATES, PC		1			1
NEW GEN LABS			1	100%	1
PRIMEX CLINICAL LABORATORIES INC			1	100%	1
PRISMA HEALTH TUOMEY LABORATORY			1	100%	1
PRACTICE MANAGEMENT OF AMERICA, INC.			1	100%	1
PRACTITIONERS IN MOTION			1	100%	1
NEW YORK CITY DEPARTMENT OF HEALTH			1	100%	1
PROGENESIS INC			1	100%	1
PRORENATA LABS			1	100%	1
NAVAL BRANCH MEDICAL CLINIC			1	100%	1
NATIONWIDE LABORATORY SERVICES		1			1
PROMEDICA LABORATORIES		1			1
NDX-CORE LAB			1	100%	1
PROPATH			1	100%	1

COVID-19: testing by laboratory

Data through Aug 26, 2020 verified as of Aug 27, 2020 at 09:25 AM

Data in this report are provisional and subject to change.

The numbers in the table below represent the number of Florida and non-Florida residents for whom test results were received by the Department of Health. A person can be tested by more than one laboratory and can have both positive and negative results. **Therefore, the sum of the numbers in each column will be larger than the total number of people tested.**

Reporting lab	Inconclusive	Negative	Positive	Percent positive	Total
NEW YORK STATE ELR - MERCY MEDICAL CENTER		1			1
PLANT CITY PEDIATRICS		1			1
NORTH BROWARD MEDICAL CENTER			1	100%	1
NORDX			1	100%	1
NORTH RIVER FAMILY HEALTH CENTER			1	100%	1
NORTH CAROLINA STATE LABORATORY OF PUBLIC HEALTH, SPECTRUM LAB NETWORK			1	100%	1
PINNACLE DIALYSIS		1			1
POINT OF CARE			1	100%	1
PORT SAINT JOHN FAMILY PRACTICE			1	100%	1
PORT ST LUCIE REHABILITATION AND HEALTHCARE			1	100%	1
POUDRE VALLEY HOSPITAL			1	100%	1
NEW YORK STATE ELR - ST BARNABAS HOSPITAL		1			1
POMONA VALLEY COMMUNITY HOSPITAL			1	100%	1
NEW YORK STATE ELR - MONTEFIORE MEDICAL CENTER LABORATORIES - WEILER			1	100%	1
HARTFORD HOSPITAL ANCILLARY LAB		1			1
HARMONY CLINIC			1	100%	1
HARLEM HOSPITAL CENTER		1			1
HEALTH NETWORK LABORATORIES		1			1
HEALTH ALLIANCE			1	100%	1
HAWAII DEPARTMENT OF HEALTH LAB			1	100%	1
ST LUKES HOSPITAL			1	100%	1
GREENTREE MEDICAL CENTER			1	100%	1
GRAND VIEW HOSPITAL			1	100%	1
GIFFORD MEMORIAL HOSPITAL		1			1
HARDIN MEMORIAL HOSPITAL - HEARTLAND PATHOLOGY CONSULTANTS			1	100%	1
HANCOCK REGIONAL HOSPITAL		1			1
GSM OCED Subsection			1	100%	1
HIGHLANDS CLINICAL LABORATORY			1	100%	1
INDIAN RIVER CLINICAL LABORATORY, INC.		1			1
SPRING HILL REGIONAL HOSPITAL			1	100%	1
SPRINGS MEDICAL LAB			1	100%	1
INNOVATIVE HEALTH DIAGNOSTIC OF CALIFORNIA			1	100%	1
SPECTOR SCIENTIFIC LAB			1	100%	1
SPECTRUM LABORATORY			1	100%	1
ILLINOIS DEPT OF PUBLIC HEALTH LABS			1	100%	1
HORIZON MEDICAL CENTER			1	100%	1
HOLY NAME MEDICAL CENTER		1			1
ST FRANCIS			1	100%	1
IGENEX INC		1			1
HYDE PARK MEDICAL CENTER		1			1
HOUSTON HEALTH DEPARTMENT - BUREAU OF LABORATORY SERVICES			1	100%	1
ST VINCENT'S ST CLAIR HOSPITAL LABORATORY		1			1
STEWART ST ELIZABETH MEDICAL CENTER			1	100%	1
FLORIDA HOSPITAL APOPKA			1	100%	1
SUMMIT LABORATORY			1	100%	1
State Lab Unspecifd			1	100%	1
FLORIDA HOSPITAL WINTER GARDEN			1	100%	1

COVID-19: testing by laboratory

Data through Aug 26, 2020 verified as of Aug 27, 2020 at 09:25 AM

Data in this report are provisional and subject to change.

The numbers in the table below represent the number of Florida and non-Florida residents for whom test results were received by the Department of Health. A person can be tested by more than one laboratory and can have both positive and negative results. **Therefore, the sum of the numbers in each column will be larger than the total number of people tested.**

Reporting lab	Inconclusive	Negative	Positive	Percent positive	Total
FLORIDA HOSPITAL LAB			1	100%	1
FLORIDA HOSPITAL ALTAMONTE			1	100%	1
SUNRISE DIAGNOSTIC LABORATORY			1	100%	1
FIT4LIFE MEDICAL CENTER			1	100%	1
SUNY AT STONY BROOK			1	100%	1
FLORIDA GULF COAST UNIVERSITY			1	100%	1
FLORIDA DEPARTMENT OF HEALTH PALM BEACH COUNTY			1	100%	1
FLORIDA DEPARTMENT OF HEALTH IN MIAMI DADE COUNTY			1	100%	1
STANLY REGIONAL MEDICAL CENTER			1	100%	1
GENETRAIT LABORATORIES			1	100%	1
GENETIC ASSAYS INC			1	100%	1
GCPM MANUAL MICROBIOLOGY			1	100%	1
GEORGETOWN URGENT CARE			1	100%	1
GEORGE SAFRAN MD PC		1			1
GENOVA DIAGNOSTICS LABORATORY			1	100%	1
ST. LUCIE COUNTY HEALTH DEPARTMENT		1			1
ST. VINCENT HOSPITAL			1	100%	1
ST.ELIZABETH HEALTH CENTER	1				1
GALVESTON COUNTY HEALTH DISTRICT			1	100%	1
ST. LUKE'S HOSPITAL - BETHLEHEM CAMPUS		1			1
ST. MARY MEDICAL CENTER		1			1
GAMMA HEALTHCARE, INC		1			1
LAHEY CLINIC MEDICAL CENTER			1	100%	1
LABCORP-PORT ST.LUCIE		1			1
LABCORP-CRYSTAL RIVER			1	100%	1
LARGO MEDICAL CENTER INDIAN ROCKS			1	100%	1
LAKEWOOD RANCH ER 24/7			1	100%	1
LAKEVIEW REGIONAL HOSPITAL			1	100%	1
LABCORP SOUTH CHARLESTON			1	100%	1
LABCORP LAFAYETTE		1			1
LabCorp L#09258090 M#09258105			1	100%	1
LABCORP KANSAS CITY			1	100%	1
SCIENCE CARE			1	100%	1
SCRIPPS CLINIC MEDICAL			1	100%	1
SEA LEVEL LABS			1	100%	1
SANTA MONICA CA-UCLA MC			1	100%	1
MAGNOLIA PEDIATRICS			1	100%	1
MAGNOLIA ADULT, LLC			1	100%	1
LUCID DIAGNOSTICS LABS			1	100%	1
ROBERT WOOD JOHNSON HOSPITAL			1	100%	1
MARINA DEL REY HOSPITAL LAB			1	100%	1
MARCO ISLAND HOSPITAL INC D/B/A			1	100%	1
LOYOLA UNIVERSITY MEDICAL CENTER LABORATORY			1	100%	1
LEGACY ER & URGENT CARE - FRISCO WEST			1	100%	1
LEESBURG FAMILY MEDICINE		1			1
LATE HOURS URGENT CARE			1	100%	1
SACRED HEART MEDICAL GROUP			1	100%	1

COVID-19: testing by laboratory

Data through Aug 26, 2020 verified as of Aug 27, 2020 at 09:25 AM

Data in this report are provisional and subject to change.

The numbers in the table below represent the number of Florida and non-Florida residents for whom test results were received by the Department of Health. A person can be tested by more than one laboratory and can have both positive and negative results. **Therefore, the sum of the numbers in each column will be larger than the total number of people tested.**

Reporting lab	Inconclusive	Negative	Positive	Percent positive	Total
Lourdes Hospital			1	100%	1
LIBERTY HEALTH CENTER			1	100%	1
LABCORP HOUSTON			1	100%	1
JS HEALTHCARE			1	100%	1
SOUTH LAKE FAMILY HEALTH CENTER			1	100%	1
JOHN D. ARCHBOLD MEMORIAL HOSPITAL			1	100%	1
KANSAS DEPARTMENT OF HEALTH			1	100%	1
SONORA QUEST LABORATORIES			1	100%	1
KANA MEDICAL			1	100%	1
JEFFERSON COUNTY HEALTH DEPARTMENT-MONTICELLO		1			1
SOUTHWEST REGIONAL PCR LABORATORY			1	100%	1
INTERMOUNTAIN MEDICAL CENTER			1	100%	1
INSPIRIT SENIOR LIVING			1	100%	1
IVAN, MAYA			1	100%	1
ISLAND COAST PEDIATRICS		1			1
SOUTHWEST FLORIDA DIVISION LAB			1	100%	1
KENTUCKY CABINET FOR HEALTH AND FAMILY SERVICES			1	100%	1
SHARON REGIONAL MEDICAL CENTER			1	100%	1
LABCORP - LADY LAKE			1	100%	1
LABCORP - JACKSONVILLE			1	100%	1
SENTARA NORFOLK GENERAL HOSPITAL CENTRAL LAB			1	100%	1
SHANDS AT LAKE SHORE LAB			1	100%	1
LABCORP - ORLANDO		1			1
LABCORP - HOLLYWOOD			1	100%	1
SMITH KLINE			1	100%	1
SMITH NORTHVIEW HOSPITAL LAB			1	100%	1
SOFTLAB			1	100%	1
LABCORP - DAYTONA BEACH			1	100%	1
SKY RIDGE MEDICAL CENTER - MICRO			1	100%	1
KETTERING MEDICAL CENTER			1	100%	1
Total	34,906	5,346,674	785,463	13%	6,167,043