

COVID-19: summary of persons monitored, persons tested, and cases

Data through Aug 24, 2020 verified as of Aug 25, 2020 at 09:25 AM

Data in this report are provisional and subject to change.

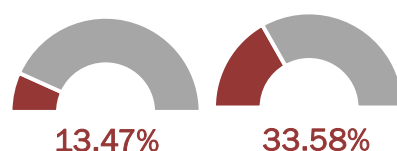
Monitored persons: people the Florida Department of Health was notified of for possible monitoring because they are a contact of a case, traveled from China, or were identified by the Centers for Disease Control and Prevention (CDC) as a part of a airline/ship contact investigation

Total reports	192,941
Total persons of high, medium, or unknown risk	189,281
High/medium/unknown risk still being monitored	12,194

Persons tested: includes PCR and antigen test results received by the Department of Health from the state public health laboratory (BPHL), as well as commercial and hospital laboratories

	Florida residents	Non-Florida residents
Total tested	4,454,485	18,858
Positive	599,176	6,326
Negative	3,848,512	12,510
Inconclusive	6,797	22
Awaiting testing	3,527	28

Percent positivity (based on positive and negative results)



Cases: people with positive PCR or antigen test result

Total cases	605,502
Florida residents	599,176
Non-Florida residents	6,326

Type of testing	
Florida residents	599,176
Positive by BPHL/CDC	21,462
Positive by commercial/hospital lab	577,714
PCR positive	591,989
Antigen positive	7,187
Non-Florida residents	6,326
Positive by BPHL/CDC	220
Positive by commercial/hospital lab	6,106
PCR positive	6,078
Antigen positive	248

Characteristics	
Florida residents hospitalized	37,038
Florida resident deaths	10,580
Non-Florida resident deaths	137

Hospitalized counts include anyone who was hospitalized at some point during their illness. It does not reflect the number of people currently hospitalized.

More information on deaths identified through death certificate data is available on the National Center for Health Statistics website at www.cdc.gov/nchs/nvss/vsrr/COVID19/index.htm.

Risk factors for Florida residents	
Traveled	4,565
Contact with a known case	195,224
Traveled and contact with a known case	4,798
Neither	394,589
No travel and no contact	69,990
Travel is unknown	244,478
Contact is unknown	139,101
Contact is pending	169,629

Travel can be unknown and contact can be unknown or pending for the same case, these numbers will sum to more than the "neither" total.

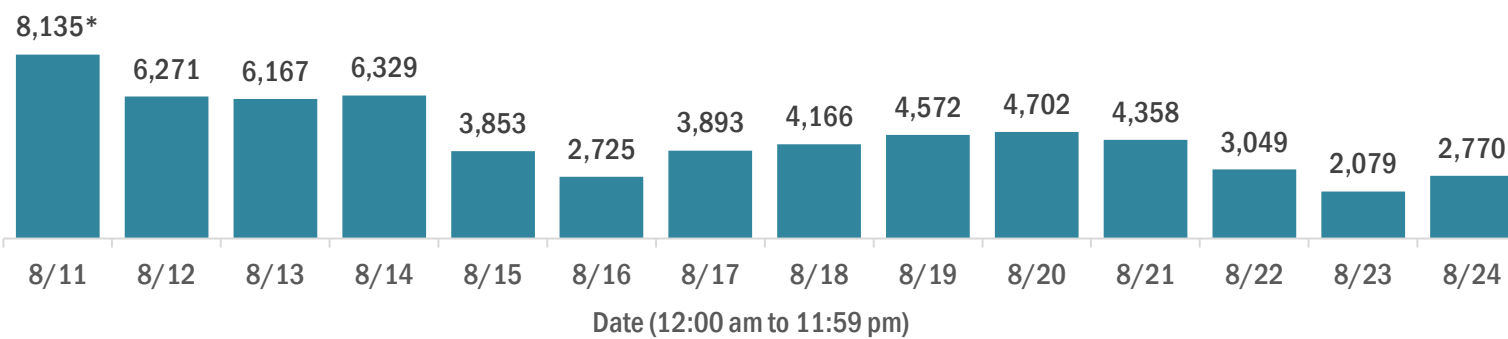
COVID-19: cases and laboratory testing over time

Data through Aug 24, 2020 verified as of Aug 25, 2020 at 09:25 AM

Data in this report are provisional and subject to change.

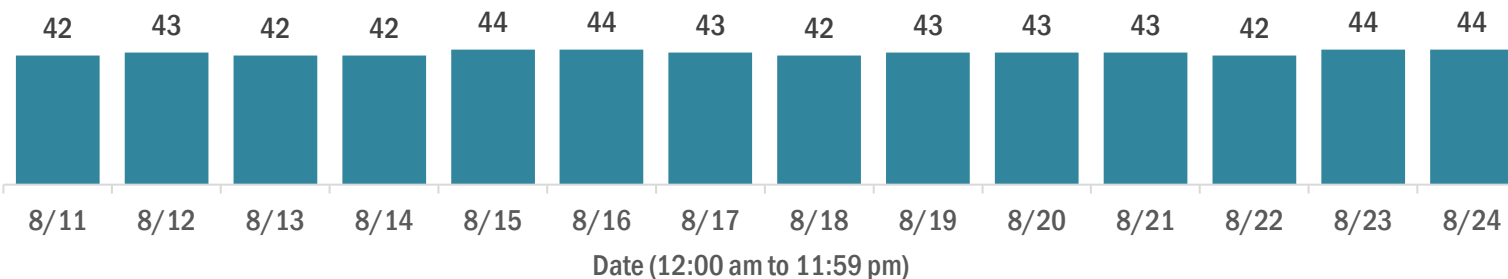
Cases in Florida residents per day for the past 2 weeks

Number of cases per day



* Includes a one-time historical data submission from a laboratory newly enrolled in the Department's electronic laboratory reporting (ELR) process. The number of new cases on 8/11 excluding the historical data submission was 5,218.

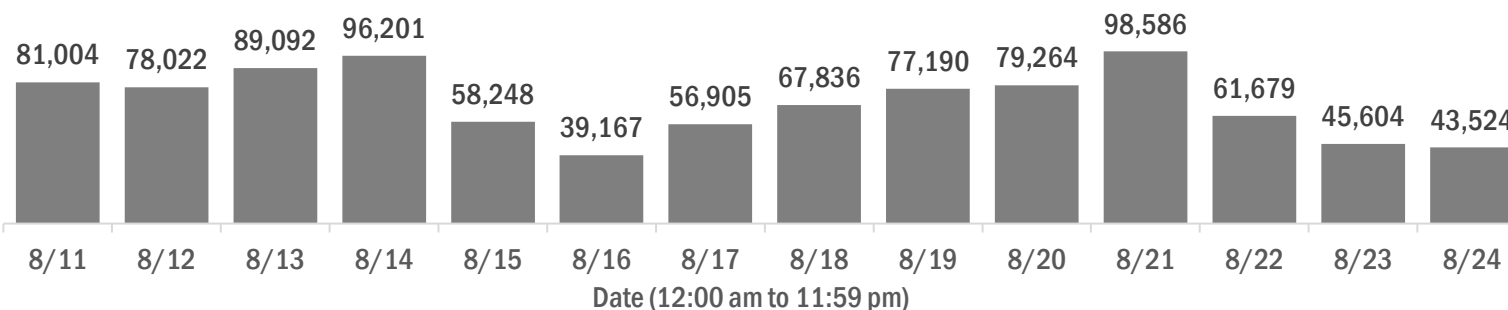
Median age of cases by day



Laboratory testing for Florida residents over the past 2 weeks

Number of Florida residents tested per day

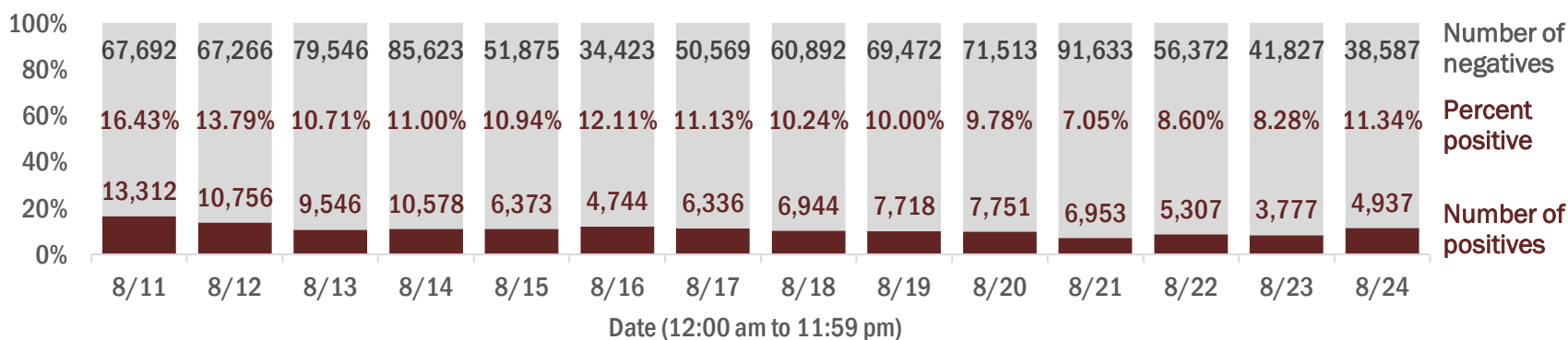
These counts include the number of people for whom the Department received PCR or antigen laboratory results by day. People tested on multiple days will be included for each day a new result was received. A person is only counted once for each day they are tested, regardless of whether multiple specimens are tested or multiple results are received.



Number and percent of Florida residents with positive test results

The percent of positive results ranged from 7.05% to 16.43% over the past 2 weeks and was 11.34% yesterday.

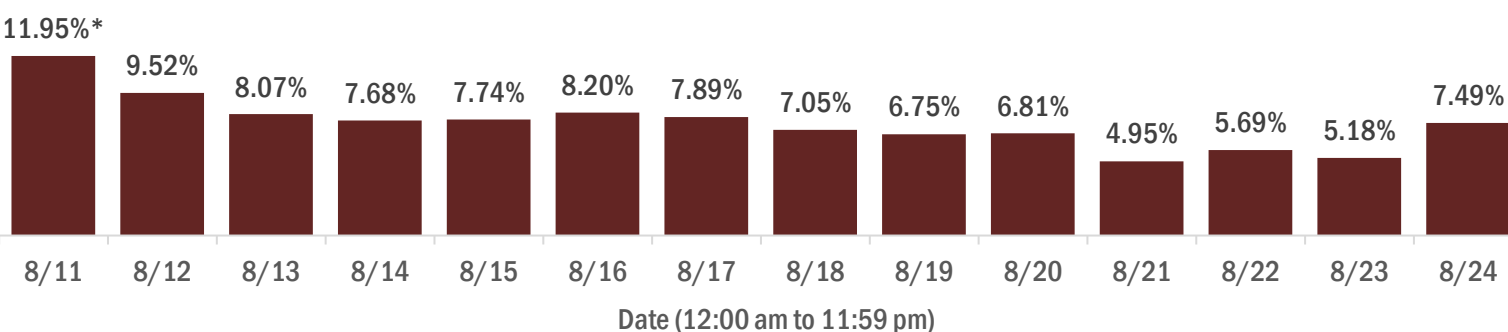
These counts include the number of people for whom the Department received PCR or antigen laboratory results by day. People tested on multiple days will be included for each day a new result was received. A person is only counted once for each day they are tested, regardless of whether multiple specimens are tested or multiple results are received. If a person has a positive specimen and a negative specimen in the same day, only the positive result is counted.



Percent positivity for new cases in Florida residents

The percent of positive results ranged from 4.95% to 11.95% over the past 2 weeks and was 7.49% yesterday.

This percent is the number of people who test PCR- or antigen-positive for the first time divided by all the people tested that day, excluding people who have previously tested positive.



* Includes a one-time historical data submission from a laboratory newly enrolled in the Department's electronic laboratory reporting (ELR) process. The percent positivity on 8/11 excluding the historical data submission was 9.35%.

COVID-19: characteristics of 599,176 Florida resident cases

Data through Aug 24, 2020 verified as of Aug 25, 2020 at 09:25 AM

Data in this report are provisional and subject to change.

Age group	Cases	Hospitalizations	Deaths
0-4 years	10,225 2%	234 1%	0 0%
5-14 years	24,578 4%	204 1%	4 0%
15-24 years	89,182 15%	942 3%	27 0%
25-34 years	113,439 19%	2,143 6%	69 1%
35-44 years	98,527 16%	3,244 9%	205 2%
45-54 years	96,151 16%	4,746 13%	440 4%
55-64 years	78,437 13%	6,588 18%	1,135 11%
65-74 years	45,472 8%	7,202 19%	2,215 21%
75-84 years	26,180 4%	6,751 18%	3,072 29%
85+ years	15,270 3%	4,979 13%	3,413 32%
Unknown	1,715 0%	5 0%	0 0%
Total	599,176	37,038	10,580

Gender	Cases
Female	305,926 51%
Male	289,094 48%
Unknown	4,156 1%
Total	599,176

Ethnicity	Cases	Hospitalizations	Deaths
Hispanic	170,347 28%	11,240 30%	2,595 25%
Non-Hispanic	223,603 37%	23,363 63%	6,932 66%
Unknown	205,226 34%	2,435 7%	1,053 10%
Total	599,176	37,038	10,580

Race and ethnicity	Cases	Hospitalizations	Deaths
White	250,940 42%	22,154 60%	7,055 67%
Hispanic	111,892 19%	7,927 21%	1,995 19%
Non-Hispanic	118,793 20%	13,356 36%	4,627 44%
Unknown	20,255 3%	871 2%	433 4%
Black	93,040 16%	8,980 24%	2,089 20%
Hispanic	4,312 1%	388 1%	67 1%
Non-Hispanic	79,057 13%	8,294 22%	1,925 18%
Unknown	9,671 2%	298 1%	97 1%
Other race	75,963 13%	4,455 12%	891 8%
Hispanic	38,676 6%	2,595 7%	443 4%
Non-Hispanic	22,330 4%	1,589 4%	343 3%
Unknown	14,957 2%	271 1%	105 1%
Unknown race	179,233 30%	1,449 4%	545 5%
Hispanic	15,467 3%	330 1%	90 1%
Non-Hispanic	3,423 1%	124 0%	37 0%
Unknown	160,343 27%	995 3%	418 4%
Total	599,176	37,038	10,580

Hospitalization counts include anyone who was hospitalized at some point during their illness. It does not reflect the number of people currently hospitalized. **Other race** includes any person with a race of American Indian/Alaskan native, Asian, native Hawaiian/Pacific Islander, or other.

COVID-19: deaths in Florida residents and staff of long-term care facilities

Data through Aug 24, 2020 verified as of Aug 25, 2020 at 09:25 AM

Data in this report are provisional and subject to change.

For current cases in residents or staff of long-term care facilities, please visit: <https://floridahealthcovid19.gov/>

County	Deaths		County	Deaths		County	Deaths	
Dade	678	15%	Clay	43	1%	Calhoun	6	0%
Palm Beach	450	10%	Indian River	43	1%	Gilchrist	6	0%
Pinellas	437	10%	Osceola	41	1%	Okeechobee	5	0%
Broward	346	8%	Suwannee	40	1%	Jefferson	4	0%
Hillsborough	255	6%	Okaloosa	38	1%	Baker	3	0%
Polk	227	5%	Lake	37	1%	Nassau	3	0%
Lee	217	5%	Hernando	31	1%	Bradford	2	0%
Manatee	118	3%	St. Johns	24	1%	Hardee	2	0%
Brevard	117	3%	Hendry	19	0%	Holmes	2	0%
Sarasota	116	3%	Bay	16	0%	Desoto	1	0%
St. Lucie	114	3%	Citrus	16	0%	Flagler	1	0%
Seminole	113	3%	Highlands	16	0%	Lafayette	1	0%
Duval	102	2%	Alachua	14	0%	Levy	1	0%
Volusia	99	2%	Walton	13	0%	Monroe	1	0%
Escambia	87	2%	Putnam	12	0%	Taylor	1	0%
Pasco	83	2%	Sumter	12	0%	Total	4,470	
Orange	82	2%	Washington	12	0%			
Collier	78	2%	Leon	11	0%			
Martin	69	2%	Columbia	10	0%			
Marion	64	1%	Santa Rosa	9	0%			
Charlotte	55	1%	Gadsden	8	0%			
Jackson	52	1%	Madison	7	0%			

Note: cases are summarized by the county of usual residence. Residents and staff may be cases associated with facilities that are not in their county of usual residence, resulting in cases being included below for counties that do not have facilities with known cases.

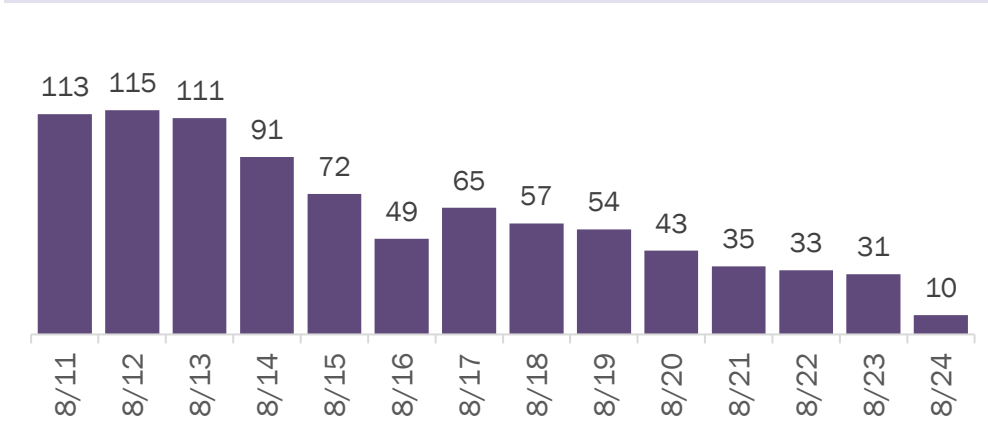
COVID-19: cases in Florida residents who have died

Data through Aug 24, 2020 verified as of Aug 25, 2020 at 09:25 AM

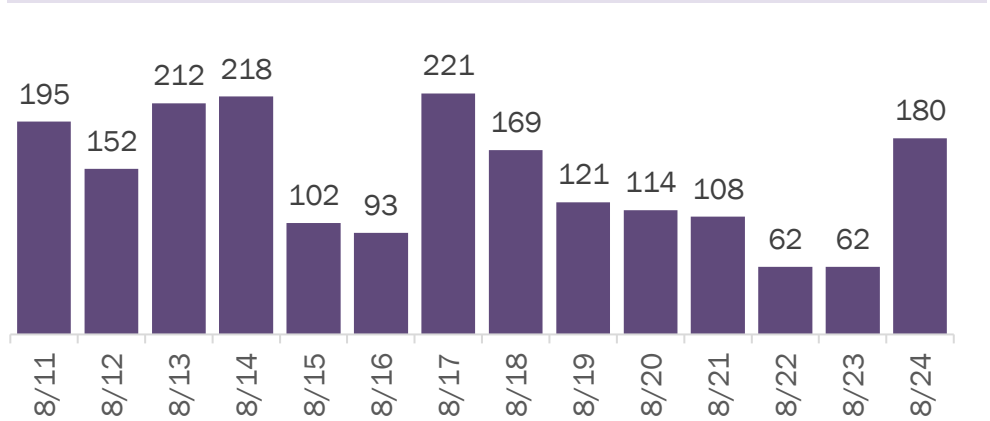
Data in this report are provisional and subject to change.

Demographics for all identified COVID-19 deaths: 10,580

Deaths by date of death



Deaths by date reported to the Department



Median age: 79 years

Age group	Deaths	Cases	Case fatality rate	Mortality rate per 100,000 population
0-4 years	0	10,225	0.0%	0.0
5-14 years	4	24,578	0.0%	0.2
15-24 years	27	89,182	0.0%	1.1
25-34 years	69	113,439	0.1%	2.4
35-44 years	205	98,527	0.2%	7.9
45-54 years	440	96,151	0.5%	15.8
55-64 years	1,135	78,437	1.4%	39.2
65-74 years	2,215	45,472	4.9%	91.3
75-84 years	3,072	26,180	11.7%	218.8
85+ years	3,413	15,270	22.4%	591.0
Unknown	0	1,715	0.0%	
Total	10,580	599,176	1.8%	49.0

Race	Deaths	Cases	Case fatality rate	Mortality rate per 100,000 population
Black	2,089	93,040	2.2%	57.1
White	7,055	250,940	2.8%	42.3
Other	891	75,963	1.2%	71.6
Unknown	545	179,233	0.3%	
Total	10,580	599,176	1.8%	49.0

Gender	Deaths	Cases	Case fatality rate	Mortality rate per 100,000 population
Female	4,721	305,926	1.5%	42.8
Male	5,847	289,094	2.0%	55.4
Unknown	12	4,156	0.3%	
Total	10,580	599,176	1.8%	49.0

Ethnicity	Deaths	Cases	Case fatality rate	Mortality rate per 100,000 population
Hispanic	2,595	170,347	1.5%	45.7
Non-Hispanic	6,932	223,603	3.1%	43.5
Unknown	1,053	205,226	0.5%	
Total	10,580	599,176	1.8%	49.0

Age group distribution for deaths reported since previous report, previous 2 weeks, and cumulatively

184 deaths reported since previous report		2,009 deaths reported from Aug 11 - Aug 24		10,580 deaths reported cumulatively	
0-4 years	0	0-4 years	0	0-4 years	0
5-14 years	0	5-14 years	1	5-14 years	4
15-24 years	0	15-24 years	7	15-24 years	27
25-34 years	0	25-34 years	11	25-34 years	69
35-44 years	1	35-44 years	24	35-44 years	205
45-54 years	2	45-54 years	69	45-54 years	440
55-64 years	20	55-64 years	245	55-64 years	1,135
65-74 years	40	65-74 years	447	65-74 years	2,215
75-84 years	63	75-84 years	604	75-84 years	3,072
85+ years	58	85+ years	601	85+ years	3,413
Unknown	0	Unknown	0	Unknown	0

COVID-19: cases in Florida residents who have died

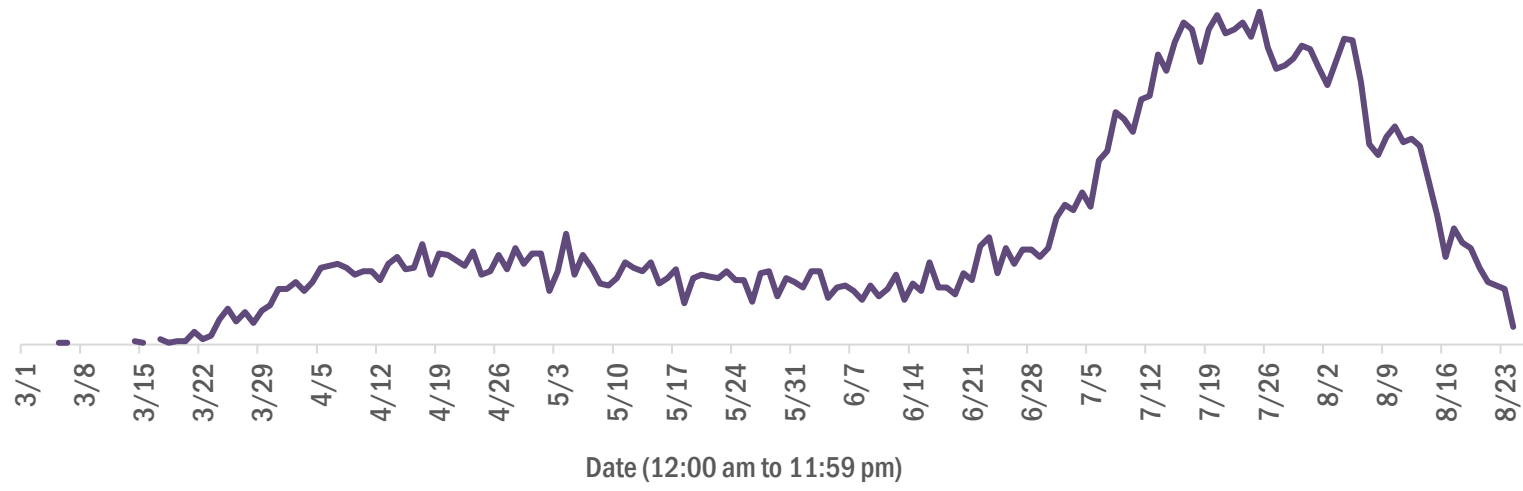
Data through Aug 24, 2020 verified as of Aug 25, 2020 at 09:25 AM

Data in this report are provisional and subject to change.

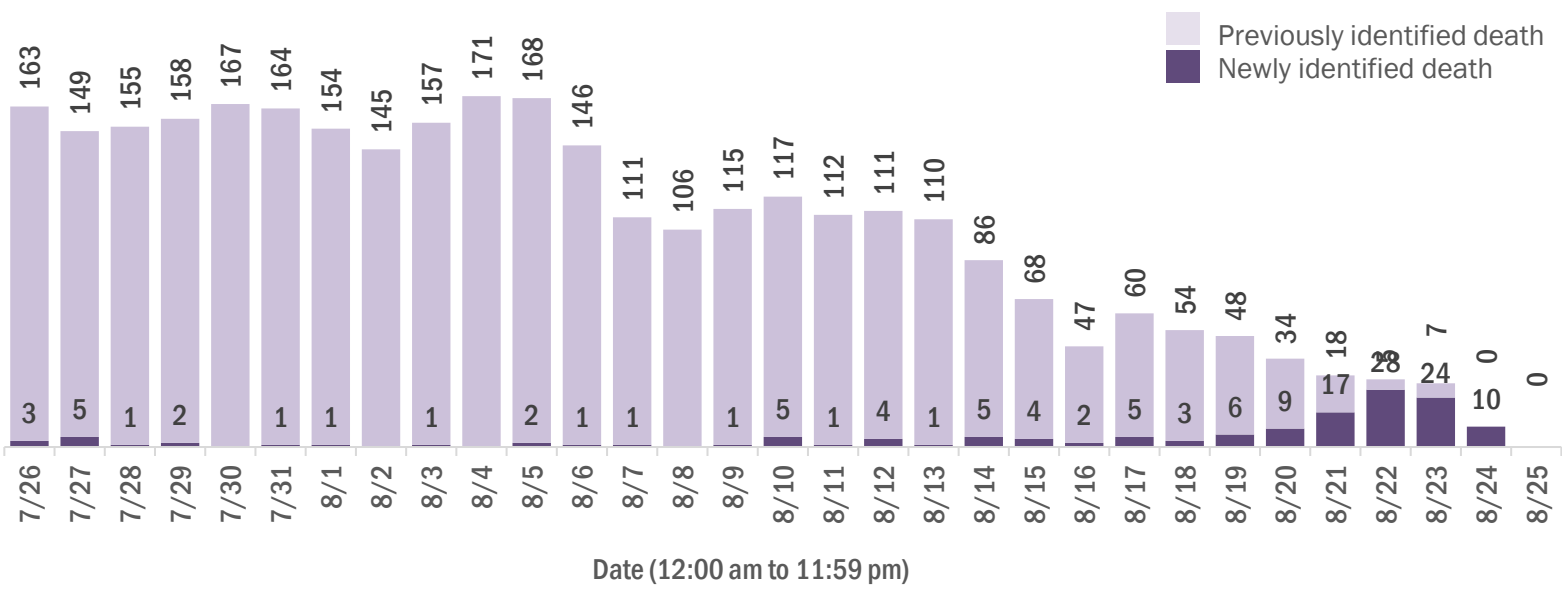
Deaths in Florida residents by date of death

10,580 deaths reported cumulatively, 184 deaths reported since previous report

March to present



Past 30 days



COVID-19: characteristics of 605,502 cases

Data through Aug 24, 2020 verified as of Aug 25, 2020 at 09:25 AM

Data in this report are provisional and subject to change.

Tables below include cases in Florida residents and non-Florida residents.

All 67 Florida counties have cases:

County	FL resident cases	Non-FL resident cases	Total cases	FL resident deaths	FL death rate
Dade	152,446	939	153,385	2,277	1.5%
Broward	69,030	554	69,584	1,147	1.7%
Palm Beach	40,478	375	40,853	1,066	2.6%
Hillsborough	35,802	151	35,953	534	1.5%
Orange	34,500	410	34,910	364	1.1%
Duval	25,463	269	25,732	243	1.0%
Pinellas	19,377	145	19,522	630	3.3%
Lee	17,849	291	18,140	406	2.3%
Polk	16,331	57	16,388	419	2.6%
Collier	11,228	123	11,351	166	1.5%
Escambia	9,899	972	10,871	178	1.8%
Osceola	10,718	86	10,804	127	1.2%
Manatee	10,132	109	10,241	250	2.5%
Volusia	8,935	62	8,997	182	2.0%
Marion	8,077	15	8,092	148	1.8%
Seminole	7,781	30	7,811	164	2.1%
Pasco	7,757	50	7,807	171	2.2%
Sarasota	6,982	60	7,042	187	2.7%
Brevard	6,951	21	6,972	195	2.8%
St. Lucie	6,694	26	6,720	224	3.3%
Lake	6,083	39	6,122	96	1.6%
Leon	5,803	130	5,933	30	0.5%
Bay	5,114	81	5,195	74	1.4%
Alachua	4,963	60	5,023	31	0.6%
Santa Rosa	4,443	40	4,483	54	1.2%
St. Johns	4,137	60	4,197	53	1.3%
Martin	4,085	27	4,112	112	2.7%
Okaloosa	3,969	29	3,998	74	1.9%
Clay	3,721	13	3,734	73	2.0%
Columbia	3,234	15	3,249	31	1.0%
Indian River	2,749	17	2,766	87	3.2%
Charlotte	2,563	6	2,569	108	4.2%
Hernando	2,459	17	2,476	77	3.1%
Suwannee	2,346	17	2,363	56	2.4%
Jackson	2,262	20	2,282	65	2.9%
Gadsden	2,203	8	2,211	30	1.4%
Citrus	1,975	5	1,980	50	2.5%
Hendry	1,943	2	1,945	39	2.0%
Highlands	1,741	6	1,747	57	3.3%
Putnam	1,728	2	1,730	35	2.0%
Sumter	1,715	9	1,724	46	2.7%
Monroe	1,665	30	1,695	14	0.8%
Walton	1,458	130	1,588	20	1.4%
Nassau	1,427	95	1,522	16	1.1%
Desoto	1,451	3	1,454	21	1.4%
Flagler	1,253	13	1,266	15	1.2%
Okeechobee	1,204	4	1,208	13	1.1%
Lafayette	1,164	0	1,164	4	0.3%
Taylor	1,161	3	1,164	5	0.4%
Baker	1,118	0	1,118	4	0.4%
Hardee	1,059	7	1,066	9	0.8%
Washington	978	11	989	14	1.4%
Levy	864	4	868	6	0.7%
Wakulla	857	6	863	6	0.7%
Unknown	244	618	862	0	0.0%
Madison	820	14	834	12	1.5%
Gulf	791	10	801	8	1.0%
Dixie	676	1	677	4	0.6%
Hamilton	672	5	677	4	0.6%
Bradford	663	0	663	5	0.8%
Holmes	589	11	600	4	0.7%
Calhoun	545	1	546	8	1.5%
Union	535	0	535	5	0.9%
Franklin	516	4	520	3	0.6%
Jefferson	484	8	492	5	1.0%
Glades	448	0	448	3	0.7%
Gilchrist	442	0	442	9	2.0%
Liberty	426	0	426	7	1.6%
Total	599,176	6,326	605,502	10,580	1.8%

COVID-19: characteristics of 599,176 Florida resident cases

Data through Aug 24, 2020 verified as of Aug 25, 2020 at 09:25 AM

Data in this report are provisional and subject to change.

The table below includes the cities and counties of residence for cases in Florida residents based on the patient's ZIP Code.

Note that city is not always received as part of the initial notification and may be missing while the case is being investigated.

City and county	Cases
Miami, Dade	90,604
Orlando, Orange	25,992
Jacksonville, Duval	23,761
Hialeah, Dade	21,887
Tampa, Hillsborough	21,522
Fort Lauderdale, Broward	15,318
Hollywood, Broward	13,163
Homestead, Dade	10,268
West Palm Beach, Palm Beach	10,141
Kissimmee, Osceola	8,632
Naples, Collier	8,239
Pompano Beach, Broward	8,054
Pensacola, Escambia	7,946
Saint Petersburg, Pinellas	7,934
Fort Myers, Lee	7,366
Bradenton, Manatee	6,920
Ocala, Marion	6,382
Tallahassee, Leon	5,632
Lake Worth, Palm Beach	5,610
Boca Raton, Palm Beach	5,576
Lakeland, Polk	5,217
Sarasota, Sarasota	5,045
Miramar, Broward	4,414
Cape Coral, Lee	4,190
Gainesville, Alachua	3,998
Port Saint Lucie, St. Lucie	3,945
Miami Gardens, Dade	3,878
Clearwater, Pinellas	3,858
Boynton Beach, Palm Beach	3,660
Lehigh Acres, Lee	3,606
Miami Beach, Dade	3,545
Panama City, Bay	3,323
Winter Haven, Polk	3,189
Coral Springs, Broward	3,090
Lake City, Columbia	3,071
Delray Beach, Palm Beach	2,780
Sunrise, Broward	2,532
Davie, Broward	2,506
Milton, Santa Rosa	2,446
Fort Pierce, St. Lucie	2,426
Brandon, Hillsborough	2,350
Opa Locka, Dade	2,349
Riverview, Hillsborough	2,299
Plant City, Hillsborough	2,281
Missing, Broward	2,260
Immokalee, Collier	2,235
Doral, Dade	2,226
Saint Augustine, St. Johns	2,220
Apopka, Orange	2,199
Melbourne, Brevard	2,066
Largo, Pinellas	2,058
North Miami Beach, Dade	2,012
Daytona Beach, Volusia	1,998
Live Oak, Suwannee	1,992
Stuart, Martin	1,957
Vero Beach, Indian River	1,945
Plantation, Broward	1,928
Tamarac, Broward	1,923
Sanford, Seminole	1,915

COVID-19: characteristics of 599,176 Florida resident cases

Data through Aug 24, 2020 verified as of Aug 25, 2020 at 09:25 AM

Data in this report are provisional and subject to change.

The table below includes the cities and counties of residence for cases in Florida residents based on the patient's ZIP Code.

Note that city is not always received as part of the initial notification and may be missing while the case is being investigated.

City and county	Cases
Deerfield Beach, Broward	1,910
Miami Lakes, Dade	1,818
Jupiter, Palm Beach	1,813
Saint Cloud, Osceola	1,774
New Port Richey, Pasco	1,730
Orange Park, Clay	1,727
Deltona, Volusia	1,649
Coral Gables, Dade	1,595
Clermont, Lake	1,570
Margate, Broward	1,569
Weston, Broward	1,553
Palmetto, Manatee	1,508
Lake Worth Beach, Palm Beach	1,504
Palm Bay, Brevard	1,477
Deland, Volusia	1,431
Fort Walton Beach, Okaloosa	1,413
North Lauderdale, Broward	1,382
Coconut Creek, Broward	1,354
Missing, Dade	1,325
Spring Hill, Hernando	1,315
Hallandale, Broward	1,314
Port Charlotte, Charlotte	1,307
Palm Beach Gardens, Palm Beach	1,306
Haines City, Polk	1,301
Altamonte Springs, Seminole	1,284
Arcadia, Desoto	1,278
Davenport, Polk	1,277
Cutler Ridge, Dade	1,264
Winter Garden, Orange	1,263
Winter Park, Orange	1,233
Ocoee, Orange	1,224
Oviedo, Seminole	1,198
Bonita Springs, Lee	1,182
Okeechobee, Okeechobee	1,136
Mayo, Lafayette	1,136
North Miami, Dade	1,124
Quincy, Gadsden	1,111
Royal Palm Beach, Palm Beach	1,109
Wellington, Palm Beach	1,094
Land O Lakes, Pasco	1,087
Wesley Chapel, Pasco	1,085
Palm Harbor, Pinellas	1,082
Oakland Park, Broward	1,073
Perry, Taylor	1,067
Ruskin, Hillsborough	1,027
Clewiston, Hendry	1,019
Pinellas Park, Pinellas	1,005
Punta Gorda, Charlotte	978
Valrico, Hillsborough	974
Lutz, Hillsborough	964
Palm Coast, Flagler	948
Leesburg, Lake	944
Indiantown, Martin	938
Pembroke Pines, Broward	934
Longwood, Seminole	922
Seminole, Pinellas	908
Belle Glade, Palm Beach	908
Century, Escambia	902
Missing, Palm Beach	887

COVID-19: characteristics of 599,176 Florida resident cases

Data through Aug 24, 2020 verified as of Aug 25, 2020 at 09:25 AM

Data in this report are provisional and subject to change.

The table below includes the cities and counties of residence for cases in Florida residents based on the patient's ZIP Code.

Note that city is not always received as part of the initial notification and may be missing while the case is being investigated.

City and county	Cases
Wimauma, Hillsborough	851
Florida City, Dade	846
Brooksville, Hernando	845
North Port, Sarasota	844
Palatka, Putnam	826
Crestview, Okaloosa	820
Middleburg, Clay	816
Casselberry, Seminole	797
Lynn Haven, Bay	794
Ormond Beach, Volusia	793
Bartow, Polk	777
Windermere, Orange	776
Key West, Monroe	772
Chipley, Washington	761
Carol City, Dade	761
Cocoa, Brevard	755
Cantonment, Escambia	752
Kissimmee, Polk	748
Graceville, Jackson	748
Sebring, Highlands	744
Jacksonville Beach, Duval	743
Auburndale, Polk	737
Crawfordville, Wakulla	703
Lake Mary, Seminole	690
North Fort Myers, Lee	682
Dade City, Pasco	681
Tavares, Lake	677
Crossings, Dade	670
Zephyrhills, Pasco	670
Hudson, Pasco	657
Aventura, Dade	656
Panama City Beach, Bay	649
Gulf Breeze, Santa Rosa	649
Port Orange, Volusia	642
Lake Wales, Polk	641
Sanderson, Baker	629
Port Richey, Pasco	623
Labelle, Hendry	619
Loxahatchee, Palm Beach	612
Marianna, Jackson	602
Venice, Sarasota	601
Tarpon Springs, Pinellas	591
Winter Springs, Seminole	577
Riviera Beach, Palm Beach	576
Mulberry, Polk	562
Seffner, Hillsborough	561
Navarre, Santa Rosa	554
Cooper City, Broward	551
Sarasota, Manatee	549
Maitland, Orange	543
Saint Johns, St. Johns	536
Avon Park, Highlands	534
Fernandina Beach, Nassau	534
Orange City, Volusia	533
Destin, Okaloosa	527
South Bay, Palm Beach	525
Merritt Island, Brevard	517
Starke, Bradford	515
Holiday, Pasco	513

COVID-19: characteristics of 599,176 Florida resident cases

Data through Aug 24, 2020 verified as of Aug 25, 2020 at 09:25 AM

Data in this report are provisional and subject to change.

The table below includes the cities and counties of residence for cases in Florida residents based on the patient's ZIP Code.

Note that city is not always received as part of the initial notification and may be missing while the case is being investigated.

City and county	Cases
Ponte Vedra Beach, St. Johns	512
Eustis, Lake	510
Everglades National Park, Dade	507
Defuniak Springs, Walton	500
Santa Rosa Beach, Walton	499
Madison, Madison	486
Green Cove Springs, Clay	485
Missing, Collier	484
Wauchula, Hardee	481
The Villages, Sumter	481
Dunedin, Pinellas	475
Titusville, Brevard	472
Niceville, Okaloosa	469
Inverness, Citrus	469
Dania, Broward	464
Dover, Hillsborough	457
Wewahitchka, Gulf	453
Parrish, Manatee	452
Jasper, Hamilton	450
Fleming Island, Clay	450
Key Biscayne, Dade	448
New Smyrna Beach, Volusia	447
Bonifay, Holmes	443
Mount Dora, Lake	442
Gibsonton, Hillsborough	442
Havana, Gadsden	440
Groveland, Lake	436
Pahokee, Palm Beach	431
Monticello, Jefferson	429
Coconut Grove, Dade	426
Palm City, Martin	426
Rockledge, Brevard	426
Lantana, Palm Beach	426
Estero, Lee	425
Moore Haven, Glades	416
Parkland, Broward	414
Lake Butler, Union	413
Missing, Hillsborough	410
El Portal, Dade	407
Cross City, Dixie	404
South Miami, Dade	398
Biscayne Park, Dade	396
Odessa, Hillsborough	395
Missing, Duval	393
Fellsmere, Indian River	386
Pinecrest, Dade	378
Lauderdale Lakes, Broward	378
Crescent City, Putnam	371
Missing, Orange	369
Blountstown, Calhoun	357
Carrabelle, Franklin	354
Hobe Sound, Martin	352
Atlantic Beach, Duval	348
Bristol, Liberty	346
Debary, Volusia	343
Sun City Center, Hillsborough	343
Pace, Santa Rosa	343
Oldsmar, Pinellas	339
Polk City, Polk	338

COVID-19: characteristics of 599,176 Florida resident cases

Data through Aug 24, 2020 verified as of Aug 25, 2020 at 09:25 AM

Data in this report are provisional and subject to change.

The table below includes the cities and counties of residence for cases in Florida residents based on the patient's ZIP Code.

Note that city is not always received as part of the initial notification and may be missing while the case is being investigated.

City and county	Cases
Palm Springs, Palm Beach	334
Lauderhill, Broward	334
Coral, Dade	331
Lithia, Hillsborough	329
Wildwood, Sumter	326
North Palm Beach, Palm Beach	321
Alachua, Alachua	320
Summerfield, Marion	319
Missing, Pasco	318
South Miami Heights, Dade	310
Missing, Santa Rosa	310
Frostproof, Polk	309
Missing, St. Lucie	308
Apollo Beach, Hillsborough	307
Missing, Polk	304
Macclenny, Baker	299
Belleview, Marion	296
Uleta, Dade	293
Missing, St. Johns	292
Yulee, Nassau	291
Williston, Levy	288
Crystal River, Citrus	286
Ellenton, Manatee	284
Chattahoochee, Gadsden	283
Wilton Manors, Broward	273
Lake Placid, Highlands	272
Sebastian, Indian River	271
Safety Harbor, Pinellas	265
Dunnellon, Marion	264
Bushnell, Sumter	263
Trenton, Gilchrist	263
Fort Meade, Polk	263
Missing, Hendry	263
Ponte Vedra, St. Johns	260
Bowling Green, Hardee	260
Homosassa, Citrus	248
Callahan, Nassau	247
Sneads, Jackson	240
Port Saint Joe, Gulf	237
Lady Lake, Lake	234
Key Largo, Monroe	232
Chiefland, Levy	232
Jensen Beach, Martin	230
Old Town, Dixie	228
Missing, Citrus	226
Malone, Jackson	224
Newberry, Alachua	223
Kendall, Dade	221
Coleman, Sumter	219
Missing, Volusia	211
Mary Esther, Okaloosa	211
Edgewater, Volusia	206
Palmetto Bay, Dade	205
Missing, Marion	198
Mascotte, Lake	197
Shalimar, Okaloosa	196
Missing, Hernando	196
Hilliard, Nassau	191
Lake Alfred, Polk	190

COVID-19: characteristics of 599,176 Florida resident cases

Data through Aug 24, 2020 verified as of Aug 25, 2020 at 09:25 AM

Data in this report are provisional and subject to change.

The table below includes the cities and counties of residence for cases in Florida residents based on the patient's ZIP Code.

Note that city is not always received as part of the initial notification and may be missing while the case is being investigated.

City and county	Cases
Southwest Ranches, Broward	190
Missing, Hardee	190
Missing, Osceola	187
Freeport, Walton	186
Thonotosassa, Hillsborough	185
Lecanto, Citrus	185
Missing, Madison	185
Olympia Heights, Dade	182
Missing, Brevard	181
Beverly Hills, Citrus	178
Missing, Highlands	174
Minneola, Lake	174
Sweetwater, Dade	173
Marathon, Monroe	171
Jacksonville, St. Johns	171
Bronson, Levy	168
Spring Hill, Pasco	165
Marco Island, Collier	163
Missing, Monroe	160
West Melbourne, Brevard	159
Missing, Seminole	159
Satellite Beach, Brevard	157
Citra, Marion	157
Myakka City, Manatee	154
Pierson, Volusia	152
Cocoa Beach, Brevard	151
Neptune Beach, Duval	151
Missing, Sarasota	150
Fisher Island, Dade	150
Midway, Gadsden	148
Missing, Desoto	148
Missing, Martin	146
Nokomis, Sarasota	146
Fort White, Columbia	145
Sorrento, Lake	144
Clearwater Beach, Pinellas	142
Lake Park, Palm Beach	140
Jennings, Hamilton	137
Dunnellon, Citrus	136
Missing, Indian River	133
Missing, Pinellas	133
Englewood, Charlotte	132
Gulfport, Pinellas	132
Oakland, Orange	131
Medley, Dade	130
Fruitland Park, Lake	129
Keystone Heights, Clay	129
Bell, Gilchrist	128
De Leon Springs, Volusia	127
Belle Isle, Orange	127
Umatilla, Lake	126
Tavernier, Monroe	125
Miramar Beach, Walton	125
Missing, Nassau	124
High Springs, Alachua	124
Holly Hill, Volusia	123
Missing, Unknown	123
Molino, Escambia	123
Jay, Santa Rosa	122

COVID-19: characteristics of 599,176 Florida resident cases

Data through Aug 24, 2020 verified as of Aug 25, 2020 at 09:25 AM

Data in this report are provisional and subject to change.

The table below includes the cities and counties of residence for cases in Florida residents based on the patient's ZIP Code.

Note that city is not always received as part of the initial notification and may be missing while the case is being investigated.

City and county	Cases
Palm Beach, Palm Beach	117
Golden Beach, Dade	117
Hernando, Citrus	117
Glen Saint Mary, Baker	117
Indialantic, Brevard	117
Bunnell, Flagler	116
Cottondale, Jackson	115
Kenneth City, Pinellas	113
Zolfo Springs, Hardee	111
Alva, Lee	111
Silver Springs, Marion	107
Branford, Suwannee	106
Gretna, Gadsden	106
Oxford, Sumter	106
Missing, Okaloosa	105
East Palatka, Putnam	104
Englewood, Sarasota	104
Missing, Lake	102
Missing, Clay	102
Youngstown, Bay	100
Trinity, Pasco	99
Missing, Gulf	98
Missing, Wakulla	96
Missing, Jackson	94
Missing, Flagler	94
Tequesta, Palm Beach	93
South Daytona, Volusia	93
Montverde, Lake	93
Flagler Beach, Flagler	92
Edgewood, Orange	92
Eagle Lake, Polk	91
Weeki Wachee, Hernando	89
Hawthorne, Alachua	88
Missing, Leon	88
Gotha, Orange	87
Altha, Calhoun	87
Archer, Alachua	85
Haverhill, Palm Beach	85
Missing, Levy	85
Greenwood, Jackson	85
Ocklawaha, Marion	85
Rotunda West, Charlotte	84
Missing, Gadsden	84
Interlachen, Putnam	83
Dundee, Polk	82
Missing, Washington	81
Chuluota, Seminole	81
South Pasadena, Pinellas	81
White Springs, Hamilton	81
Baker, Okaloosa	80
Cape Canaveral, Brevard	80
Fort Myers Beach, Lee	80
Apalachicola, Franklin	78
Mims, Brevard	78
O'Brien, Suwannee	78
Geneva, Seminole	77
Zellwood, Orange	77
Raiford, Union	76
Webster, Sumter	75

COVID-19: characteristics of 599,176 Florida resident cases

Data through Aug 24, 2020 verified as of Aug 25, 2020 at 09:25 AM

Data in this report are provisional and subject to change.

The table below includes the cities and counties of residence for cases in Florida residents based on the patient's ZIP Code.

Note that city is not always received as part of the initial notification and may be missing while the case is being investigated.

City and county	Cases
Missing, Manatee	75
Vernon, Washington	75
Osprey, Sarasota	75
Lake Panasoffkee, Sumter	74
Satsuma, Putnam	74
Floral City, Citrus	74
Southport, Bay	73
Pomona Park, Putnam	73
Missing, Baker	72
Hastings, St. Johns	72
Greenville, Madison	71
Melbourne Beach, Brevard	68
Ave Maria, Collier	68
Avon Park, Polk	66
Missing, Escambia	66
Grand Island, Lake	65
Missing, Okeechobee	65
Reddick, Marion	65
Lawtey, Bradford	64
Hiawassee, Orange	63
Bay Harbor Islands, Dade	63
Missing, Calhoun	62
Mcdavid, Escambia	62
Missing, Sumter	62
West Miami, Dade	62
Indian Rocks Beach, Pinellas	61
Lee, Madison	59
Missing, Walton	59
Indian Harbour Beach, Brevard	58
Fountain, Bay	58
Grand Ridge, Jackson	58
Melrose, Putnam	58
San Antonio, Pasco	55
Wellborn, Suwannee	55
Mangonia Park, Palm Beach	54
Islamorada, Monroe	54
Eastpoint, Franklin	53
Mcalpin, Suwannee	53
Surfside, Dade	52
Greenacres, Palm Beach	51
Azalea Park, Orange	51
Lakewood Ranch, Manatee	51
Elkton, St. Johns	51
Alford, Jackson	51
Seville, Volusia	50
Bal Harbour, Dade	50
Morrison, Levy	50
Missing, Holmes	50
Stock Island, Monroe	49
Viera, Brevard	49
Atlantis, Palm Beach	48
Florida State University, Leon	48
Weirsdale, Marion	48
Missing, Gilchrist	47
Missing, Taylor	47
Anthony, Marion	47
Astatula, Lake	47
Center Hill, Sumter	46
Westville, Holmes	46

COVID-19: characteristics of 599,176 Florida resident cases

Data through Aug 24, 2020 verified as of Aug 25, 2020 at 09:25 AM

Data in this report are provisional and subject to change.

The table below includes the cities and counties of residence for cases in Florida residents based on the patient's ZIP Code.

Note that city is not always received as part of the initial notification and may be missing while the case is being investigated.

City and county	Cases
Missing, Suwannee	46
Ponce De Leon, Holmes	46
Poinciana, Polk	45
Citrus Springs, Citrus	44
Caryville, Washington	44
Bokeelia, Lee	44
Micanopy, Alachua	44
Missing, Bradford	43
Lake Hamilton, Polk	43
Missing, Bay	41
Sanibel, Lee	41
Valparaiso, Okaloosa	41
Celebration, Osceola	40
Christmas, Orange	40
Babson Park, Polk	40
Lockhart, Orange	39
Hosford, Liberty	39
Laurel Hill, Okaloosa	38
Howey-In-The-Hills, Lake	38
Inlet Beach, Walton	37
Lake Helen, Volusia	37
Missing, Liberty	37
Steinhatchee, Taylor	37
Hallandale Beach, Broward	37
Malabar, Brevard	37
Bryceville, Nassau	37
Juno Beach, Palm Beach	37
Welaka, Putnam	36
Missing, Jefferson	36
Princeton, Dade	35
Cloud Lake, Palm Beach	35
Summerland Key, Monroe	35
Fern Park, Seminole	34
Belleair, Pinellas	34
Cutler Bay, Dade	34
Lauderdale By The Sea, Broward	34
Bay Lake, Orange	34
Osteen, Volusia	33
Eglin Air Force Base, Okaloosa	33
Big Pine Key, Monroe	32
Lady Lake, Sumter	32
San Mateo, Putnam	32
Fort McCoy, Marion	32
Canal Point, Palm Beach	32
Madeira Beach, Pinellas	31
Flemington, Marion	31
Singer Island, Palm Beach	31
Sumterville, Sumter	31
Missing, Dixie	31
Hypoluxo, Palm Beach	30
Greensboro, Gadsden	30
Destin, Walton	29
Centerville, Leon	28
Yalaha, Lake	28
Holt, Okaloosa	28
Felda, Hendry	28
Missing, Charlotte	27
Bradenton Beach, Manatee	27
The Villages, Lake	27

COVID-19: characteristics of 599,176 Florida resident cases

Data through Aug 24, 2020 verified as of Aug 25, 2020 at 09:25 AM

Data in this report are provisional and subject to change.

The table below includes the cities and counties of residence for cases in Florida residents based on the patient's ZIP Code.

Note that city is not always received as part of the initial notification and may be missing while the case is being investigated.

City and county	Cases
Saint James City, Lee	27
Naranja, Dade	26
Missing, Franklin	26
Paisley, Lake	25
Astor, Lake	25
Panacea, Wakulla	25
Patrick Air Force Base, Brevard	25
Air Mail Facility, Dade	25
Brooker, Bradford	25
Clarksville, Calhoun	25
Belleair Beach, Pinellas	24
Sopchoppy, Wakulla	24
Ochopee, Collier	24
Oak Hill, Volusia	24
Altoona, Lake	24
Sunny Isles Beach, Dade	23
Odessa, Pasco	23
Grant-Valkaria, Brevard	23
Jupiter, Martin	23
Missing, Union	23
Florida Dept Of Corrections, Union	22
Unknown, Orange	22
Campbellton, Jackson	22
Eatonville, Orange	22
Kindred, Osceola	21
Missing, Lee	21
Bascom, Jackson	21
Longboat Key, Manatee	21
Ponce Inlet, Volusia	21
Fruit Cove, St. Johns	20
Missing, Lafayette	20
Inglis, Levy	20
Waldo, Alachua	20
Temple Terrace, Hillsborough	19
Holmes Beach, Manatee	19
Callaway, Bay	19
Placida, Charlotte	19
Baldwin, Duval	19
Village Of Wellington, Palm Beach	19
Crystal Beach, Pinellas	19
Florahome, Putnam	19
Dinsmore, Duval	19
Miami Springs, Dade	19
Lamont, Jefferson	19
Pinetta, Madison	19
Kissimmee, Orange	19
Alafaya, Orange	18
West Panama City Beach, Bay	18
Georgetown, Putnam	18
Ona, Hardee	17
Tierra Verde, Pinellas	17
Highland Beach, Palm Beach	17
Hialeah Gardens, Dade	17
Waverly, Polk	17
Matlacha, Lee	17
Okahumpka, Lake	16
Tice, Lee	16
Palm Beach Shores, Palm Beach	16
Manalapan, Palm Beach	16

COVID-19: characteristics of 599,176 Florida resident cases

Data through Aug 24, 2020 verified as of Aug 25, 2020 at 09:25 AM

Data in this report are provisional and subject to change.

The table below includes the cities and counties of residence for cases in Florida residents based on the patient's ZIP Code.

Note that city is not always received as part of the initial notification and may be missing while the case is being investigated.

City and county	Cases
Walnut Hill, Escambia	16
North Bay Village, Dade	15
Miami Shores, Dade	14
Carrollwood, Hillsborough	14
Winter Park, Seminole	14
Lehigh, Lee	14
Hollister, Putnam	14
Fort Denaud, Hendry	14
Dania Beach, Broward	14
Balm, Hillsborough	14
Terra Ceia, Manatee	14
Santa Fe, Alachua	14
Eaton Park, Polk	13
Harmony, Osceola	13
West Park, Broward	13
Missing, Alachua	13
Hampton, Bradford	13
Saint Pete Beach, Pinellas	13
Bay Pines, Pinellas	13
Lighthouse Point, Broward	13
Barefoot Bay, Brevard	13
Missing, Glades	12
Palm Shores, Brevard	12
Intercession City, Osceola	12
Miami, Unknown	12
Sebastian, Brevard	12
Sydney, Hillsborough	12
Tyndall Air Force Base, Bay	12
Village Of Palmetto Bay, Dade	12
Nocatee, Desoto	12
Tioga, Alachua	11
Sun City, Hillsborough	11
Ocean Ridge, Palm Beach	11
Goulds, Dade	11
Mexico Beach, Bay	11
Bellview, Escambia	11
Unknown, Dade	11
North Redington Beach, Pinellas	11
Kinard, Calhoun	11
La Crosse, Alachua	10
Palmdale, Glades	10
Pensacola Beach, Santa Rosa	10
Labelle, Glades	10
Lake Suzy, Desoto	10
Missing, Putnam	10
Heathrow, Seminole	10
Bayonet Point, Pasco	10
Orange Lake, Marion	10
Treasure Island, Pinellas	10
Homosassa Springs, Citrus	9
Enterprise, Volusia	9
Key Colony Beach, Monroe	9
Lorida, Highlands	9
University Of Miami, Dade	9
Kenansville, Osceola	9
Highland City, Polk	9
Dowling Park, Suwannee	9
Missing, Columbia	9
Kathleen, Polk	9

COVID-19: characteristics of 599,176 Florida resident cases

Data through Aug 24, 2020 verified as of Aug 25, 2020 at 09:25 AM

Data in this report are provisional and subject to change.

The table below includes the cities and counties of residence for cases in Florida residents based on the patient's ZIP Code.

Note that city is not always received as part of the initial notification and may be missing while the case is being investigated.

City and county	Cases
Bagdad, Santa Rosa	9
Bradley, Polk	8
Lutz, Pasco	8
Paxton, Walton	8
Reunion, Osceola	8
Cedar Key, Levy	8
Lacoochee, Pasco	8
Hernando Beach, Hernando	8
Wabasso, Indian River	8
Branford, Lafayette	8
Aloma, Orange	7
Gonzalez, Escambia	7
Eloise, Polk	7
Buena Ventura Lakes, Osceola	7
South Palm Beach, Palm Beach	7
Wahneta, Polk	7
Venus, Highlands	7
Plymouth, Orange	7
Sparr, Marion	7
North Venice, Sarasota	7
Tangerine, Orange	7
Jacksonville, Unknown	6
Quail Heights, Dade	6
Maitland, Seminole	6
Hialeah, Unknown	6
Palma Sola, Manatee	6
Loughman, Polk	6
Lake City, Suwannee	6
University Of Central Florida, Orange	6
Pasadena, Pinellas	6
Mcintosh, Marion	6
Goodland, Collier	6
Altamonte Springs, Orange	6
Perdido Key, Escambia	6
Tallevast, Manatee	6
Steinhatchee, Dixie	6
Saint Marks, Wakulla	6
PsI, Unknown	6
Rubonia, Manatee	5
Indian Lake Estates, Polk	5
Poinciana, Osceola	5
Nichols, Polk	5
Perrine, Dade	5
West Delray Beach, Palm Beach	5
Long Boat Key, Manatee	5
Ebro, Washington	5
Penney Farms, Clay	5
Woodville, Leon	5
Yankeetown, Levy	5
Homeland, Polk	5
Horseshoe Beach, Dixie	5
Crystal Springs, Pasco	5
Long Key, Monroe	5
Ponce De Leon, Walton	5
Micco, Brevard	5
Ferndale, Lake	5
Lake Monroe, Seminole	5
Lowell, Marion	5
Hallandale Beach, Broward	5

COVID-19: characteristics of 599,176 Florida resident cases

Data through Aug 24, 2020 verified as of Aug 25, 2020 at 09:25 AM

Data in this report are provisional and subject to change.

The table below includes the cities and counties of residence for cases in Florida residents based on the patient's ZIP Code.

Note that city is not always received as part of the initial notification and may be missing while the case is being investigated.

City and county	Cases
Boca Grande, Lee	5
Shady Grove, Taylor	5
Parker, Bay	5
Mango, Hillsborough	5
Mayport, Duval	4
Pembroke Park, Broward	4
Sewalls Point, Martin	4
Buckingham, Lee	4
Lake Como, Putnam	4
Little Torch Key, Monroe	4
Laud-By-The-Sea, Broward	4
Ridge Manor, Pasco	4
Saint Lucie West, St. Lucie	4
Siesta Key, Sarasota	4
Missing, Hamilton	4
South Fort Myers, Lee	4
Cudjoe Key, Monroe	4
Anna Maria, Manatee	4
Trilby, Pasco	4
Murdock, Charlotte	4
Bonifay, Washington	4
Davenport, Osceola	4
Orlando, Osceola	4
Nobleton, Hernando	4
Northdale, Hillsborough	4
Celebration, Orange	4
Durant, Hillsborough	4
Leisure City, Dade	4
New Smyrna, Volusia	4
Oneco, Manatee	4
City Of Sunrise, Broward	4
Hollywood, Unknown	4
Gulf Stream, Palm Beach	4
Ybor City, Hillsborough	4
Lulu, Columbia	4
Maxville, Duval	4
Ft Pierce, St. Lucie	4
Gulf Breeze, Escambia	4
Gulf Hammock, Levy	4
Clarcona, Orange	3
Sugarloaf, Monroe	3
White Springs, Columbia	3
Pine Castle, Orange	3
Ozona, Pinellas	3
Lakeshore, Polk	3
Miami Gardens, Unknown	3
F M, Lee	3
Indian Creek Village, Dade	3
Indian River Shores, Indian River	3
International Service Center, Dade	3
Mayport Naval Housing, Duval	3
Miromar Lakes, Lee	3
Miami, Broward	3
Elfers, Pasco	3
Evinston, Alachua	3
Fanning Springs, Gilchrist	3
Fpo, Duval	3
Cinco Bayou, Okaloosa	3
Braden River, Manatee	3

COVID-19: characteristics of 599,176 Florida resident cases

Data through Aug 24, 2020 verified as of Aug 25, 2020 at 09:25 AM

Data in this report are provisional and subject to change.

The table below includes the cities and counties of residence for cases in Florida residents based on the patient's ZIP Code.

Note that city is not always received as part of the initial notification and may be missing while the case is being investigated.

City and county	Cases
Mount Plymouth, Lake	3
Westchase, Hillsborough	3
Vernon, Bay	3
Virginia Gardens, Dade	3
Lauderhill, Unknown	3
Florida International University, Dade	3
El Jobean, Charlotte	3
Point Washington, Walton	3
Port Saint John, Brevard	3
Roseland, Indian River	3
Saint Leo, Pasco	3
West Palm Beach, Unknown	3
Alturas, Polk	3
Champions Gate, Polk	3
Forest City, Orange	3
Fort Ogden, Desoto	3
Green Acres, Palm Beach	3
Saint George Island, Franklin	3
Wausau, Washington	3
Telogia, Liberty	3
Bayshore Gardens, Manatee	3
Cottdale, Washington	3
Duette, Manatee	3
East Lake, Marion	3
Hurlburt Field, Okaloosa	3
Grove City, Charlotte	3
Everglades City, Collier	3
Port Salerno, Martin	3
Orlando, Unknown	3
University Park, Manatee	3
Lynbrook, Broward	3
Indian Shores, Pinellas	3
Hawthorne, Putnam	3
Fort Lauderdale, Unknown	3
Fairfield, Marion	3
Captiva, Lee	3
Belleair Bluffs, Pinellas	3
Apopka, Seminole	3
Candler, Marion	3
Doctors Inlet, Clay	3
Cortez, Manatee	3
Graceville, Holmes	3
Pine Hills, Orange	3
Orlando, Seminole	2
Oklawaha, Marion	2
Laurel, Sarasota	2
Tampa, Pinellas	2
Sunny Hills, Washington	2
Switzerland, St. Johns	2
White City, Gulf	2
University Of FI, Alachua	2
Unknown, Palm Beach	2
Watersound, Walton	2
Grandin, Putnam	2
Hollywood, Dade	2
Inlet Beach, Bay	2
Jacksonville, Clay	2
Archer, Levy	2
Hallandale Beach, Unknown	2

COVID-19: characteristics of 599,176 Florida resident cases

Data through Aug 24, 2020 verified as of Aug 25, 2020 at 09:25 AM

Data in this report are provisional and subject to change.

The table below includes the cities and counties of residence for cases in Florida residents based on the patient's ZIP Code.

Note that city is not always received as part of the initial notification and may be missing while the case is being investigated.

City and county	Cases
Jensen Beach, St. Lucie	2
Loxahatchee Groves, Palm Beach	2
Trenton, Levy	2
Valkaria, Brevard	2
West Bradenton, Manatee	2
River Ranch, Polk	2
Ramrod Key, Monroe	2
The Villages, Marion	2
None, Dade	2
Ponte Vedra, Duval	2
Port Charlotte, Unknown	2
Redington Beach, Pinellas	2
Redington Shores, Pinellas	2
Town N Country, Hillsborough	2
Madison, Unknown	2
Margate, Unknown	2
Lealman, Pinellas	2
Fort Charlotte, Charlotte	2
Gibsonia, Polk	2
Destin, Unknown	2
Daytona Beach Shores, Volusia	2
Wewahitchka, Calhoun	2
Scottsmoor, Brevard	2
Westlake, Palm Beach	2
Orlando, Brevard	2
Lake Harbor, Palm Beach	2
Lanark Village, Franklin	2
Goldenrod, Seminole	2
Chokoloskee, Collier	2
Sand Lake, Orange	2
Mount Dora, Orange	2
Fort Lauderdale, Dade	2
Basinger, Okeechobee	2
Dade City, Hernando	2
At Large, Broward	2
Miami, Martin	2
Miramar, Unknown	2
Jonesville, Alachua	2
Lake Butler, Bradford	2
Wakulla Springs, Wakulla	2
Union Park, Orange	2
Suwannee, Dixie	2
Samoset, Manatee	2
Orange Springs, Marion	2
Palma Ceia, Hillsborough	2
Oakland Park, Unknown	2
Holder, Citrus	2
Jacksonville Naval Hospital, Duval	2
Earleton, Alachua	2
Bayou George, Bay	2
Clewiston, Palm Beach	2
Miramar, Dade	2
Mesa, Unknown	2
Longboat Key, Sarasota	2
Ormond Beach, Flagler	2
Morrison, Marion	2
San Carlos Park, Lee	2
Shady Hills, Pasco	2
Pompano Beach, Unknown	2

COVID-19: characteristics of 599,176 Florida resident cases

Data through Aug 24, 2020 verified as of Aug 25, 2020 at 09:25 AM

Data in this report are provisional and subject to change.

The table below includes the cities and counties of residence for cases in Florida residents based on the patient's ZIP Code.

Note that city is not always received as part of the initial notification and may be missing while the case is being investigated.

City and county	Cases
Sorrento, Orange	2
University Of Tampa, Hillsborough	2
Nalcrest, Polk	2
Rocky Point, Hillsborough	2
Unknown, Seminole	2
Venice, Manatee	2
Cypress, Jackson	2
Deerfield Beach, Unknown	2
Glenwood, Volusia	2
Miccosukee, Leon	2
Milligan, Okaloosa	2
Homeless, Pinellas	2
Lamont, Taylor	2
Lakeland, Unknown	1
Hutchinson Island, St. Lucie	1
Homeless, Hillsborough	1
Jacksonville, Orange	1
Mckinney, Broward	1
Miamc, Dade	1
Layton, Monroe	1
Los Angeles, Dade	1
Hallandale, Unknown	1
Hoclywsod, Dade	1
Franklin, Unknown	1
Deerfield, Broward	1
Coconut Ck, Unknown	1
Carl Fisher, Dade	1
Brooklyn, Lee	1
Apollo Beach, Manatee	1
Alpharetta, Broward	1
Venetian Islands, Dade	1
Westville, Walton	1
Stetson University, Volusia	1
Tamarac, Dade	1
Unkn, Duval	1
Rosemary Beach, Walton	1
Saint Johns, Duval	1
Salt Springs, Marion	1
Pass-A-Grille Beach, Pinellas	1
Pensacola Beach, Escambia	1
Pensacola, Unknown	1
Northport, Sarasota	1
Other, Dade	1
Orl, Osceola	1
Unk, Alachua	1
Unknown, Charlotte	1
Unknown, Unknown	1
Suntise, Dade	1
Punta Gorda, Unknown	1
Panama City, Unknown	1
Perth Amboy, Hillsborough	1
Sharpes, Brevard	1
Sanford, Orange	1
North Fort Myers, Charlotte	1
North Laud, Unknown	1
Oldsrav, Manatee	1
Monroe, Hillsborough	1
Lucedale, St. Lucie	1
Champions Gate, Osceola	1

COVID-19: characteristics of 599,176 Florida resident cases

Data through Aug 24, 2020 verified as of Aug 25, 2020 at 09:25 AM

Data in this report are provisional and subject to change.

The table below includes the cities and counties of residence for cases in Florida residents based on the patient's ZIP Code.

Note that city is not always received as part of the initial notification and may be missing while the case is being investigated.

City and county	Cases
Cape Haze, Charlotte	1
Davie, Unknown	1
Babcock Ranch, Charlotte	1
Alva, Escambia	1
Branford, Gilchrist	1
Duck Key, Monroe	1
Interlachen, Duval	1
Jacksonville Naval Air Station, Duval	1
Jacksonville, Nassau	1
Homossa, Orange	1
Hosford, Calhoun	1
Hialeahgardens, Dade	1
Watersound, Bay	1
Wtixrat, Dade	1
Yeehaw, Okeechobee	1
Jupiter Inlet, Palm Beach	1
Lauderdale Lakes, Unknown	1
Miamksaohes, Dade	1
Metter, Manatee	1
Mexico Beach, Gulf	1
Miami Dade, Unknown	1
Island Grove, Alachua	1
Indian Rock Beach, Pinellas	1
Hillsboro Beach, Broward	1
Greenville, Taylor	1
Cross Key, Monroe	1
Cypress Gardens, Polk	1
Graham, Bradford	1
Fellsmere, Brevard	1
Fernandina, Nassau	1
Okeechobee, Martin	1
Okeechobi, Unknown	1
North Miami, Palm Beach	1
North Port, Manatee	1
Panomo City, Bay	1
Pensacola, Dade	1
Orlando, Manatee	1
North Lauderdale, Unknown	1
San Fernando, Unknown	1
Sarasota, Unknown	1
Seacrest, Walton	1
Pooler, Broward	1
Salem, Taylor	1
Syracuse, Unknown	1
Twentynine Palms, Broward	1
St Cloud, Orange	1
Sunrise, Unknown	1
Unknown, Manatee	1
Windermere, Unknown	1
Xifamk, Dade	1
Lake Worth, Unknown	1
Jena, Taylor	1
Haines City, Orange	1
Marathon Shores, Monroe	1
Mayport Naval Station, Duval	1
Laurel Hill, Walton	1
Litchfield Park, Unknown	1
Austin, Dade	1
Boys Ranch, Suwannee	1

COVID-19: characteristics of 599,176 Florida resident cases

Data through Aug 24, 2020 verified as of Aug 25, 2020 at 09:25 AM

Data in this report are provisional and subject to change.

The table below includes the cities and counties of residence for cases in Florida residents based on the patient's ZIP Code.

Note that city is not always received as part of the initial notification and may be missing while the case is being investigated.

City and county	Cases
Clearwater, Hillsborough	1
Apo, Collier	1
Arcadia, Unknown	1
Astor, Volusia	1
Big Torch Key, Monroe	1
Bonifay, Unknown	1
East Rockland Key, Monroe	1
Na, Dade	1
New Port Richey, Hillsborough	1
Okeechobee, Highlands	1
Orange Park, Duval	1
Port St Luice, Unknown	1
Rices Landing, Dade	1
Pensacola Naval Hospital, Escambia	1
West Hollywood, Broward	1
Weston, Unknown	1
Winter Springs, Orange	1
Unknown, Duval	1
Tavares, Unknown	1
Seacrest, Bay	1
Stiamk, Dade	1
Sugarloaf Key, Monroe	1
Coselberry, Orange	1
Crestview, Dade	1
Dania, Unknown	1
Darien, Pasco	1
Bostwick, Putnam	1
Brewton, Escambia	1
Bartow, Unknown	1
Boca Rotan, Unknown	1
Caryville, Holmes	1
Cassadaga, Volusia	1
Grand Island, Unknown	1
Fort Myers, Seminole	1
Fwb, Unknown	1
Gastonia, Polk	1
Deltona , Volusia	1
Green, Clay	1
Hialean, Unknown	1
Holt, Unknown	1
Jacksonville, Palm Beach	1
Los Angeles, Polk	1
Miami Granders, Dade	1
Opa Locka, Unknown	1
Orange, Orange	1
Saint Petersburg, Dade	1
San Pedro Sula, Dade	1
Rosemary Beach, Bay	1
Saint Cloud, Orange	1
Port Charlotte Fl, Unknown	1
Palm Coast, Orange	1
Wimauma, Manatee	1
Sea Ranch Lakes, Broward	1
Seminole, Orange	1
Sumatra, Liberty	1
Tampa, Dade	1
Winterpark, Unknown	1
Deer Island, Lake	1
Eustic, Unknown	1

COVID-19: characteristics of 599,176 Florida resident cases

Data through Aug 24, 2020 verified as of Aug 25, 2020 at 09:25 AM

Data in this report are provisional and subject to change.

The table below includes the cities and counties of residence for cases in Florida residents based on the patient's ZIP Code.

Note that city is not always received as part of the initial notification and may be missing while the case is being investigated.

City and county	Cases
Everett, Dade	1
Apopka, Unknown	1
Alligator Point, Wakulla	1
Amelia City, Nassau	1
Bonita Springs, Collier	1
Greenacres, Unknown	1
Florida Power & Light Co, Dade	1
Fortlauderdale, Unknown	1
Ft Pierce, Unknown	1
Garland, Orange	1
Homeless, Dade	1
Hallandate Ben, Unknown	1
Jacksonville, Dade	1
Live Oak, Columbia	1
Lauderdale Hill, Unknown	1
Mc Dade, Broward	1
Longwood, Orange	1
Miamt, Dade	1
Mid Florida, Seminole	1
Ocala, Unknown	1
Ocean Breeze, Martin	1
N/A, Duval	1
Tampa, Orange	1
University Of Central Fl, Orange	1
Unknown Out Of Area, Duval	1
Valrico, Orange	1
Orlando, Orange	1
Palm City, Unknown	1
Port Everglades, Broward	1
Palm City, St. Lucie	1
Port Saint Lucie, Martin	1
Orlando, Lake	1
Middlesburg, Duval	1
Newark, Broward	1
Niceville, Walton	1
Mount Pleasant, Gadsden	1
Tallahassee, Unknown	1
South Miami, Unknown	1
Saint Augusaintine Beach, St. Johns	1
Seven Springs, Pasco	1
West Villages, Sarasota	1
Wintergarden, Orange	1
Washington, Unknown	1
Unkown, Seminole	1
Upper Key Largo, Monroe	1
Miami, Palm Beach	1
Lake Geneva, Clay	1
Jupiter, Duval	1
Jacksonville Beach, Collier	1
Immokalee, Lee	1
Harrison, Pinellas	1
Fort Pierce, Unknown	1
Davenport, Orange	1
Boca Raton, Orange	1
Bonita Beach, Lee	1
Brooksville, Pasco	1
Hispanic, St. Lucie	1
Kissimmee, Brevard	1
Gainsville, Alachua	1

COVID-19: characteristics of 599,176 Florida resident cases

Data through Aug 24, 2020 verified as of Aug 25, 2020 at 09:25 AM

Data in this report are provisional and subject to change.

The table below includes the cities and counties of residence for cases in Florida residents based on the patient's ZIP Code.

Note that city is not always received as part of the initial notification and may be missing while the case is being investigated.

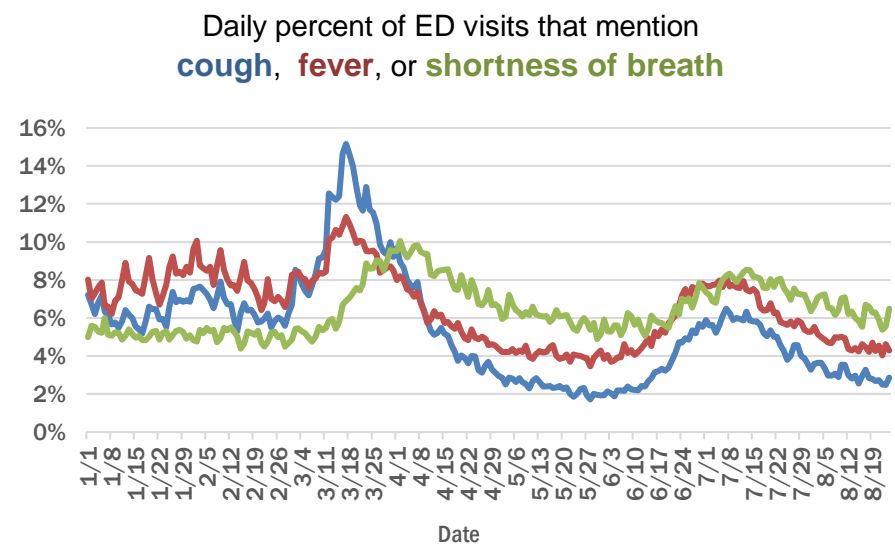
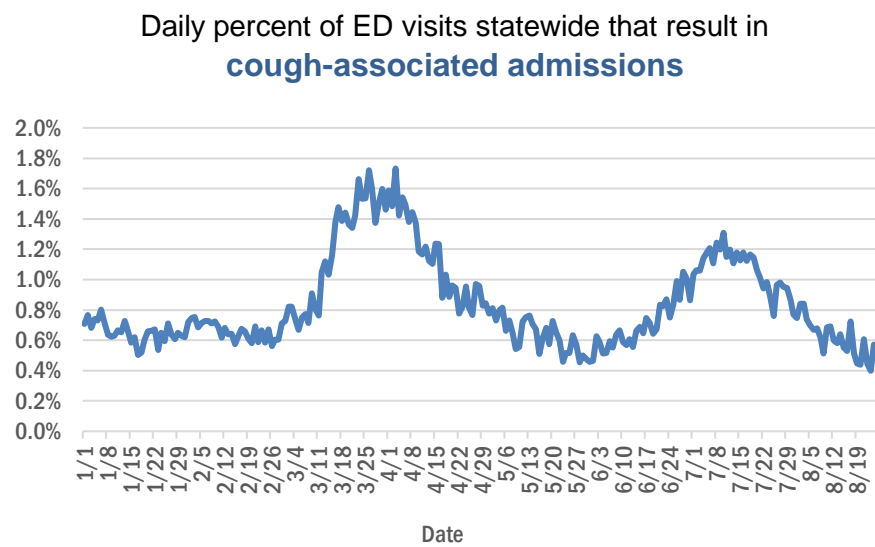
City and county	Cases
Fort Pierce, Martin	1
99, Unknown	1
Florence Villa, Polk	1
FI, Dade	1
Estero, Collier	1
Fellsmele, Brevard	1
Dade City, Hillsborough	1
Celeste, Broward	1
Clermont, Orange	1
Clermont, Polk	1
Beverly Beach, Flagler	1
Aollywoss, Dade	1
At Larged, Broward	1
Tewksbury, Orange	1
Unknown, Columbia	1
Wesley Chapel, Alachua	1
Weston, Dade	1
Tampa Palms, Hillsborough	1
Tarpon Springs, Pasco	1
South Daytona Beach, Volusia	1
Riverview, Unknown	1
San Antonio, Unknown	1
Ludlam, Dade	1
Miamf, Dade	1
Olustee, Baker	1
Opalocka, Dade	1
Okeechobee, St. Lucie	1
Pine Ridge, Citrus	1
Worthington Springs, Union	1
Total	599,176

COVID-19: additional surveillance information

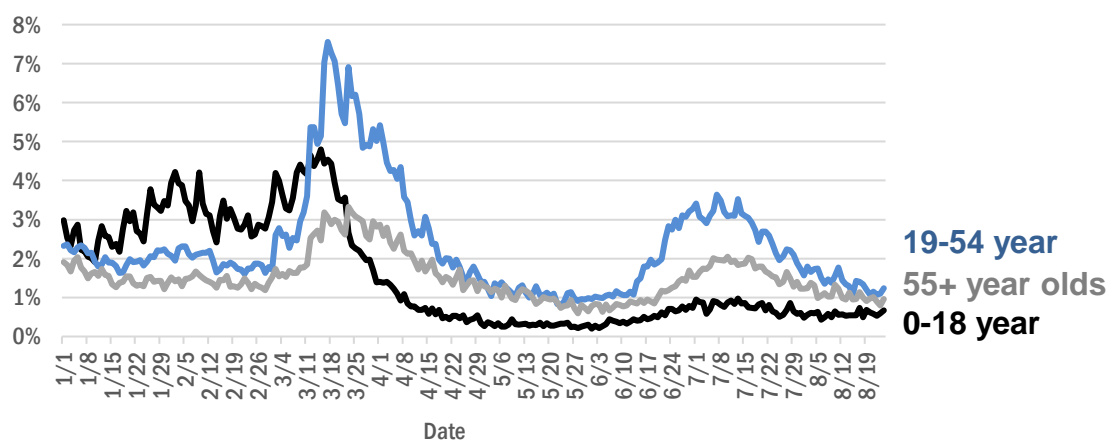
Data through Aug 24, 2020 verified as of Aug 25, 2020 at 09:25 AM

Data in this report are provisional and subject to change.

Statewide emergency department (ED) chief complaint and admission data



Daily percent of ED visits statewide that mention cough by age group



The Electronic Surveillance System for the Early Notification of Community-Based Epidemics (ESSENCE-FL) includes chief complaint data from 211 of 212 Florida EDs. Data are transmitted electronically to ESSENCE-FL daily or hourly.

COVID-19: All Florida residents with test results reported

Data through Aug 24, 2020 verified as of Aug 25, 2020 at 09:25 AM

Data in this report are provisional and subject to change.

The table below includes persons with laboratory results that the Department of Health has received electronically or by mail/fax for Florida residents.

County	Awaiting testing	Inconclusive	Negative	Positive	Percent positive	Total tested
Dade	461	1,968	631,260	152,446	19%	785,674
Broward	116	869	415,499	69,030	14%	485,398
Palm Beach	268	597	268,917	40,478	13%	309,992
Hillsborough	220	525	232,279	35,802	13%	268,606
Orange	400	294	263,998	34,500	12%	298,792
Duval	215	220	203,897	25,463	11%	229,580
Pinellas	14	134	169,171	19,377	10%	188,682
Lee	37	75	107,190	17,849	14%	125,114
Polk	66	109	93,801	16,331	15%	110,241
Collier	172	74	57,104	11,228	16%	68,406
Osceola	166	130	60,026	10,718	15%	70,874
Manatee	16	72	82,674	10,132	11%	92,878
Escambia	4	55	66,280	9,899	13%	76,234
Volusia	80	111	72,990	8,935	11%	82,036
Marion	27	113	51,657	8,077	13%	59,847
Seminole	61	66	66,015	7,781	11%	73,862
Pasco	138	54	67,409	7,757	10%	75,220
Sarasota	15	55	74,353	6,982	9%	81,390
Brevard	15	58	83,736	6,951	8%	90,745
St. Lucie	281	49	41,626	6,694	14%	48,369
Lake	175	87	66,596	6,083	8%	72,766
Leon	18	125	64,151	5,803	8%	70,079
Bay	12	57	24,597	5,114	17%	29,768
Alachua	13	32	75,846	4,963	6%	80,841
Santa Rosa	22	39	26,832	4,443	14%	31,314
St. Johns	47	29	41,024	4,137	9%	45,190
Martin	49	39	23,636	4,085	15%	27,760
Okaloosa	50	46	27,659	3,969	13%	31,674
Clay	22	23	34,446	3,721	10%	38,190
Columbia	4	55	11,657	3,234	22%	14,946
Indian River	49	13	27,019	2,749	9%	29,781
Charlotte	12	33	26,244	2,563	9%	28,840
Hernando	5	14	19,152	2,459	11%	21,625
Suwannee	3	49	7,459	2,346	24%	9,854
Jackson	7	13	12,494	2,262	15%	14,769
Gadsden	6	46	12,147	2,203	15%	14,396
Citrus	39	9	18,975	1,975	9%	20,959
Hendry		19	7,138	1,943	21%	9,100
Highlands	10	10	16,079	1,741	10%	17,830
Putnam	3	12	12,614	1,728	12%	14,354
Sumter	22	20	18,184	1,715	9%	19,919
Monroe	56	13	13,843	1,665	11%	15,521
Walton		36	9,220	1,458	14%	10,714
Desoto	6	7	8,688	1,451	14%	10,146
Nassau	35	17	15,041	1,427	9%	16,485
Flagler	7	17	15,497	1,253	7%	16,767
Okeechobee	3	15	8,409	1,204	13%	9,628
Lafayette	3	12	1,308	1,164	47%	2,484

COVID-19: All Florida residents with test results reported

Data through Aug 24, 2020 verified as of Aug 25, 2020 at 09:25 AM

Data in this report are provisional and subject to change.

The table below includes persons with laboratory results that the Department of Health has received electronically or by mail/fax for Florida residents.

County	Awaiting testing	Inconclusive	Negative	Positive	Percent positive	Total tested
Taylor	9	29	4,499	1,161	20%	5,689
Baker	32	25	5,395	1,118	17%	6,538
Hardee	4	9	5,685	1,059	16%	6,753
Washington	12	21	5,600	978	15%	6,599
Levy		9	6,178	864	12%	7,051
Wakulla	3	36	7,743	857	10%	8,636
Madison	1	11	4,562	820	15%	5,393
Gulf	2	5	4,490	791	15%	5,286
Dixie	1	12	3,911	676	15%	4,599
Hamilton	1	2	4,476	672	13%	5,150
Bradford	1	22	4,556	663	13%	5,241
Holmes	3	8	4,003	589	13%	4,600
Calhoun	1	10	3,821	545	12%	4,376
Union		16	8,010	535	6%	8,561
Franklin	3	6	3,913	516	12%	4,435
Jefferson		15	2,788	484	15%	3,287
Glades	1	1	798	448	36%	1,247
Gilchrist	1	8	3,594	442	11%	4,044
Liberty			2,823	426	13%	3,249
Unknown	2	37	5,830	244	4%	6,111
Total	3,527	6,797	3,848,512	599,176	13%	4,454,485

COVID-19: testing by laboratory

Data through Aug 24, 2020 verified as of Aug 25, 2020 at 09:25 AM

Data in this report are provisional and subject to change.

The numbers in the table below represent the number of Florida and non-Florida residents for whom test results were received by the Department of Health. A person can be tested by more than one laboratory and can have both positive and negative results. **Therefore, the sum of the numbers in each column will be larger than the total number of people tested.**

Reporting lab	Inconclusive	Negative	Positive	Percent positive	Total
LABORATORY CORPORATION OF AMERICA	1,306	776,858	108,621	12%	886,785
QUEST DIAGNOSTICS - TAMPA	6,160	711,838	103,772	13%	821,770
BIO REFERENCE LABORATORIES, INC	6,638	509,013	100,889	16%	616,540
GENETWORX	662	390,624	32,860	8%	424,146
CURATIVE_LABS	4,390	269,987	28,383	9%	302,760
REALTOX LABS LLC	2,883	233,158	41,201	15%	277,242
NORTHWEST LABORATORY	232	117,280	6,171	5%	123,683
ADVENT HEALTH LAB	112	101,305	14,112	12%	115,529
ELABNETWORK	843	93,205	8,302	8%	102,350
MEDICAL DIAGNOSTIC LABORATORIES	838	87,009	12,472	12%	100,319
KORVALABS, INC	1,145	86,438	4,364	5%	91,947
MAKO GENOMICS	4,204	65,902	12,352	15%	82,458
MAYO CLINIC LABORATORIES	171	65,304	6,939	10%	72,414
BIOCOLLECTIONS WORLDWIDE, INC	382	61,977	9,947	14%	72,306
MEMORIAL REGIONAL HOSPITAL SOUTH	20	51,325	13,028	20%	64,373
QUEST DIAGNOSTICS NICHOLS INSTITUTE, INC.	269	56,061	7,573	12%	63,903
BAYCARE LABORATORIES LLC	337	56,623	5,691	9%	62,651
BPHL-JACKSONVILLE	15	49,755	9,250	16%	59,020
SACRED HEART HOSPITAL LABORATORY	2	48,440	6,235	11%	54,677
ORLANDO REG MED CENTER CLINICAL LAB	484	45,560	5,747	11%	51,791
DIATHERIX LABORATORIES		40,307	5,902	13%	46,209
TAMPA GENERAL HOSPITAL	4	41,543	3,268	7%	44,815
UF PATHLABS	33	41,429	1,893	4%	43,355
BPHL-MIAMI	215	34,672	7,830	18%	42,717
TESTING MATTERS INC		37,604	5,083	12%	42,687
ARUP LABORATORIES		35,695	2,471	6%	38,166
VIRACOR-EUROFINS LABORATORIES		28,053	8,729	24%	36,782
JACKSON MEMORIAL HOSPITAL CLINICAL LAB	79	28,576	6,941	19%	35,596
Florida_Hospital	45	30,747	4,257	12%	35,049
BPHL-TAMPA (SPECTRUM BLVD)	45	27,898	4,790	15%	32,733
RCA LABORATORY SERVICES, LLC		30,618	1,341	4%	31,959
SHANDS AT THE UNIVERSITY OF FLORIDA	186	27,312	1,593	5%	29,091
AIT LABORATORIES		25,557	3,013	11%	28,570
SUNPATH MEDICAL DIAGNOSTICS LABORATORY	185	24,069	4,202	15%	28,456
LAKELAND REGIONAL MEDICAL CENTER	80	23,294	2,859	11%	26,233
ST VINCENT'S MEDICAL CENTER - RIVERSIDE	1	22,565	2,683	11%	25,249
CAPE CORAL HOSPITAL CLINICAL LABORATORY	1	17,069	3,065	15%	20,135
WALGREENS	11	16,996	2,860	14%	19,867
BROWARD GENERAL MEDICAL CENTER-CLINICAL LAB	2	15,162	2,071	12%	17,235
NIZNIK LAB CORP	346	11,197	5,046	30%	16,589
BAPTIST MEDICAL CENTER JACKSONVILLE	1	14,642	983	6%	15,626
SHANDS JACKSONVILLE MEDICAL CENTER INC	31	14,005	1,321	9%	15,357
BAPTIST HOSPITAL OF MIAMI CLINICAL LABORATORY	24	12,342	2,732	18%	15,098
IMPACT HEALTH BIOMETRIC TESTING, INC	178	13,097	1,808	12%	15,083
AKESOGEN		12,952	2,046	14%	14,998
ADVENTHEALTH DAYTONA BEACH	27	12,934	1,022	7%	13,983
TALLAHASSEE MEMORIAL HOSPITAL	74	12,706	960	7%	13,740

COVID-19: testing by laboratory

Data through Aug 24, 2020 verified as of Aug 25, 2020 at 09:25 AM

Data in this report are provisional and subject to change.

The numbers in the table below represent the number of Florida and non-Florida residents for whom test results were received by the Department of Health. A person can be tested by more than one laboratory and can have both positive and negative results. **Therefore, the sum of the numbers in each column will be larger than the total number of people tested.**

Reporting lab	Inconclusive	Negative	Positive	Percent positive	Total
STATLAB_MOBILE	1	12,571	1,127	8%	13,699
FLORIDA HOSPITAL - TAMPA	5	12,079	1,231	9%	13,315
SARASOTA MEMORIAL HOSPITAL MAIN LAB	12	12,031	1,042	8%	13,085
APPLIED INGENUITY DIAGNOSTICS LLC		11,805	789	6%	12,594
NAPLES COMMUNITY HOSPITAL	25	10,997	1,303	11%	12,325
CLEVELAND CLINIC HOSPITAL LAB	4	11,132	1,174	10%	12,310
PALMETTO GENERAL HOSPITAL LAB	3	9,254	2,857	24%	12,114
ST JOSEPHS HOSPITAL LABORATORY	11	10,288	1,531	13%	11,830
MILLENNIUM PHYSICIAN GROUP		9,352	1,831	16%	11,183
MOUNT SINAI MEDICAL CENTER	6	9,920	1,219	11%	11,145
UNIVERSITY OF MIAMI HOSPITAL	9	8,985	1,668	16%	10,662
NICKLAUS CHILDREN'S HOSPITAL	36	8,514	2,093	20%	10,643
NORTH FLORIDA REGIONAL MEDICAL CENTER		9,316	1,075	10%	10,391
ECCO LAB GROUP CO	279	7,287	2,414	24%	9,980
JFK MEDICAL CENTER LAB	1	8,162	1,550	16%	9,713
INTEGRATED REGIONAL LABORATORIES LLP		8,127	1,553	16%	9,680
SAINT MARY'S MEDICAL CENTER	13	8,075	1,286	14%	9,374
BRANDON REGIONAL HOSPITAL		7,794	1,432	16%	9,226
JUPITER MEDICAL CENTER LAB	41	7,891	1,056	12%	8,988
SOUTH MIAMI HOSPITAL LAB	12	7,789	1,170	13%	8,971
QUEST NEW ENGLAND	35	7,883	998	11%	8,916
MORTON PLANT HOSPITAL-ADLER INSTITUTE	8	8,138	661	8%	8,807
LABCORP BURLINGTON (LPP)	3	8,008	397	5%	8,408
WELLINGTON REGIONAL MED CTR LAB	3	6,974	1,136	14%	8,113
FLORIDA HOSPITAL WATERMAN LABORATORY	15	7,441	631	8%	8,087
INDIAN RIVER MEDICAL CENTER LAB		7,348	495	6%	7,843
PANCARE OF FLORIDA INC		7,105	534	7%	7,639
LARKIN COMMUNITY HOSPITAL INC DBA CARDIOTROPIC		4,145	3,281	44%	7,426
MEMORIAL REGIONAL HOSPITAL CLINICAL LABORATORY	8	6,736	530	7%	7,274
AMERICAN HEALTH ASSOCIATES	7	5,895	1,251	17%	7,153
REAL DIAGNOSTICS	77	6,554	467	7%	7,098
LARKIN COMMUNITY HOSPITAL	10	5,864	1,113	16%	6,987
HOMESTEAD HOSPITAL CLINICAL LABORATORY	12	5,211	1,543	23%	6,766
LEESBURG REGIONAL MEDICAL CENTER		5,949	711	11%	6,660
ARNOLD PALMER MEDICAL CENTER CLINICAL LAB		6,367	232	4%	6,599
BAPTIST HOSPITAL OF MIAMI MOLECULAR DIAGNOSTICS	57	5,689	846	13%	6,592
DELRAY MEDICAL CENTER	2	5,800	733	11%	6,535
AEGIS SCIENCES CORPORATION	27	5,902	547	8%	6,476
QUEST DIAGNOSTICS INFECTIOUS DISEASE INC	39	4,950	1,450	23%	6,439
Lee Memorial Hospital		4,931	1,346	21%	6,277
MEMORIAL HOSPITAL JACKSONVILLE	8	4,961	1,306	21%	6,275
OSCEOLA REGIONAL MEDICAL CENTER	1	5,217	1,015	16%	6,233
WEST KENDALL BAPTIST HOSPITAL LABORATORY	4	4,853	1,335	22%	6,192
DRS CLACK SPENCER WHITE & MCCORMACK PA D/B/A		5,490	701	11%	6,191

COVID-19: testing by laboratory

Data through Aug 24, 2020 verified as of Aug 25, 2020 at 09:25 AM

Data in this report are provisional and subject to change.

The numbers in the table below represent the number of Florida and non-Florida residents for whom test results were received by the Department of Health. A person can be tested by more than one laboratory and can have both positive and negative results. **Therefore, the sum of the numbers in each column will be larger than the total number of people tested.**

Reporting lab	Inconclusive	Negative	Positive	Percent positive	Total
ST ANTHONY'S HOSPITAL LAB	11	5,382	721	12%	6,114
BIOCERNA LABS	249	4,756	1,025	17%	6,030
WINTER HAVEN HOSPITAL CLINICAL LABORATORY	1	5,015	953	16%	5,969
QUEST DIAGNOSTICS - WEST HILLS	21	5,514	208	4%	5,743
LAWNWOOD REGIONAL MEDICAL CENTER	1	4,792	921	16%	5,714
GOOD SAMARITAN MEDICAL CENTER LAB	1	4,655	901	16%	5,557
BAPTIST MEDICAL CENTER SOUTH		5,127	391	7%	5,518
ST JOSEPHS HOSPITAL	7	4,710	706	13%	5,423
ORANGE PARK MEDICAL CENTER	9	4,189	1,121	21%	5,319
MEASE COUNTRYSIDE LAB	1	4,764	524	10%	5,289
BOSTON HEART DIAGNOSTICS CORP		4,549	728	14%	5,277
GULF COAST MEDICAL CENTER MICROLAB		3,855	1,289	25%	5,144
MARTIN HOSPITAL SOUTH LAB		4,758	279	6%	5,037
HALIFAX MEDICAL CENTER LAB	19	4,177	690	14%	4,886
BETHESDA HOSPITAL EAST		4,218	570	12%	4,788
QUEST DIAGNOSTICS NICHOLS INSTITUTE - SJC (ELR)	23	4,099	665	14%	4,787
WEST FLORIDA HOSPITAL LAB		3,731	1,032	22%	4,763
BAPTIST HOSPITAL LABORATORY	4	3,961	783	16%	4,748
FLORIDA HOSPITAL HEARTLAND MED CTR CLINICAL LAB	1	4,258	485	10%	4,744
RUTGERS CLINICAL GENOMICS LABORATORY	10	4,479	190	4%	4,679
WESTSIDE REGIONAL MED CTR	2	3,696	914	20%	4,612
WEST BOCA MEDICAL CENTER LAB		4,131	480	10%	4,611
MANATEE MEMORIAL HOSPITAL		4,121	477	10%	4,598
CORAL GABLES HOSPITAL CLINICAL LABORATORY		3,450	1,050	23%	4,500
FLORIDA HOSPITAL WESLEY CHAPEL	1	4,085	378	8%	4,464
NCH NORTH NAPLES HOSPITAL LAB	5	3,733	602	14%	4,340
LARGO MEDICAL CENTER		3,755	566	13%	4,321
OAK HILL HOSPITAL		3,794	504	12%	4,298
PALM BEACH GARDENS MEDICAL CTR LAB		3,878	417	10%	4,295
NORTHWEST MEDICAL CENTER	1	3,305	982	23%	4,288
MERCY HOSPITAL A CAMPUS OF PLANTATION GEN HOSP LAB	1	3,149	1,118	26%	4,268
AVENTURA HOSPITAL LAB		3,139	1,094	26%	4,233
DOCTORS HOSPITAL	2	3,344	866	21%	4,212
HEALTH PARK MEDICAL CENTER CLINICAL LAB		3,386	809	19%	4,195
THE VILLAGES REGIONAL HOSPITAL		3,799	312	8%	4,111
PATIENTS FIRST LAKE ELLA MEDICAL CENTER PA		3,133	925	23%	4,058
MEMORIAL HOSPITAL WEST LABORATORY SERVICES	12	3,604	413	10%	4,029
Capital Regional Medical Ctr		3,189	792	20%	3,981
PALMS WEST HOSPITAL LAB	2	3,081	843	21%	3,926
CORAL SPRINGS MED CTR		3,486	435	11%	3,921
BROWARD HEALTH NORTH CLINICAL LABORATORY		3,354	566	14%	3,920
NORTH SHORE MEDICAL CENTER		3,036	866	22%	3,902
BLAKE MEDICAL CENTER		3,175	691	18%	3,866
FLORIDA HOSPITAL ZEPHYRHILLS		3,574	290	8%	3,864
QUEST DIAGNOSTICS	3	3,425	351	9%	3,779

COVID-19: testing by laboratory

Data through Aug 24, 2020 verified as of Aug 25, 2020 at 09:25 AM

Data in this report are provisional and subject to change.

The numbers in the table below represent the number of Florida and non-Florida residents for whom test results were received by the Department of Health. A person can be tested by more than one laboratory and can have both positive and negative results. **Therefore, the sum of the numbers in each column will be larger than the total number of people tested.**

Reporting lab	Inconclusive	Negative	Positive	Percent positive	Total
FLORIDA MEDICAL CENTER - A CAMPUS OF NORTH SHORE	2	3,180	595	16%	3,777
ABL MEDICAL CARE LLC		3,278	483	13%	3,761
FLORIDA HOSPITAL FLAGLER	2	3,504	252	7%	3,758
MOFFITT CANCER CENTER	5	3,634	57	2%	3,696
EXACT SCIENCES LABORATORIES		3,321	323	9%	3,644
FLORIDA HOSPITAL DELAND	7	3,021	606	17%	3,634
CARDIOTROPIC LABS	81	2,707	704	20%	3,492
REGIONAL MEDICAL CENTER BAYONET POINT	2	3,188	284	8%	3,474
PLANTATION GENERAL HOSPITAL		2,599	872	25%	3,471
FLORIDA HOSPITAL OF CARROLLWOOD		2,968	493	14%	3,461
CLEVELAND CLINIC MARTIN SOUTH HOSPITAL		3,139	319	9%	3,458
INFORM DIAGNOSTICS, INC		3,243	187	5%	3,430
BAYFRONT MEDICAL CENTER	12	2,529	861	25%	3,402
NEW YORK STATE ELR - SUNRISE MEDICAL LABORATORIES		3,288	77	2%	3,365
NEMOURS CHILDRENS HOSPITAL		3,226	83	3%	3,309
MEDICAL CENTER OF TRINITY CLINICAL LABORATORY		2,822	467	14%	3,289
NORTHSIDE HOSPITAL AND HEART INSTITUTE		2,818	446	14%	3,264
LAKE CITY MEDICAL CENTER		2,352	762	24%	3,114
OCALA REGIONAL MEDICAL CENTER		2,690	396	13%	3,086
BAPTIST MEDICAL CENTER - BEACHES		2,871	202	7%	3,073
DR. P. PHILLIPS HOSPITAL		2,864	122	4%	2,986
MORTON PLANT-MEASE	1	2,722	209	7%	2,932
CENTRAL FLORIDA REGIONAL HOSPITAL		2,503	392	14%	2,895
GULF COAST MEDICAL CENTER LAB		2,244	648	22%	2,892
ST JOSEPHS NORTH HOSPITAL LAB		2,550	329	11%	2,879
IMPERIAL POINT MEDICAL CENTER		2,548	273	10%	2,821
LEON MEDICAL CENTERS LLC		2,222	586	21%	2,808
LAKELAND RANCH MEDICAL CENTER		2,527	261	9%	2,788
FULGENT DIAGNOSTICS	75	2,500	174	6%	2,749
ST LUCIE MEDICAL CENTER		2,104	530	20%	2,634
SOUTH LAKE HOSPITAL		2,460	117	5%	2,577
SOUTH FLORIDA BAPTIST HOSPITAL MICRO	1	2,160	395	15%	2,556
PHYSICIANS REGIONAL MEDICAL CENTER - PINE RIDGE RD		2,096	456	18%	2,552
POINCIANA MEDICAL CENTER		1,836	698	28%	2,534
NIGHT LITE PEDIATRICS	1	1,903	601	24%	2,505
ALL CHILDREN'S HOSPITAL LAB		2,303	180	7%	2,483
UHEALTH CORAL GABLES/LENNAR MED CTR		2,306	125	5%	2,431
BAPTIST MEDICAL CENTER - NASSAU		2,264	122	5%	2,386
WEST MARION COMMUNITY HOSPITAL LAB		2,080	299	13%	2,379
WESTCHESTER HOSPITAL	17	1,916	422	18%	2,355
MEDCOMP SCIENCES LLC	28	1,294	1,007	43%	2,329
UNIVERSITY HOSPITAL AND MEDICAL CENTER		1,694	608	26%	2,302
VISTA CLINICAL		1,163	1,107	49%	2,270
SOUTH SEMINOLE HOSPITAL LABORATORY		2,166	94	4%	2,260
FLORIDA HOSPITAL NORTH PINELLAS	5	2,086	163	7%	2,254
WEST PALM HOSPITAL LAB		1,882	324	15%	2,206
QUEST DIAGNOSTICS - ATLANTA	4	1,943	249	11%	2,196

COVID-19: testing by laboratory

Data through Aug 24, 2020 verified as of Aug 25, 2020 at 09:25 AM

Data in this report are provisional and subject to change.

The numbers in the table below represent the number of Florida and non-Florida residents for whom test results were received by the Department of Health. A person can be tested by more than one laboratory and can have both positive and negative results. **Therefore, the sum of the numbers in each column will be larger than the total number of people tested.**

Reporting lab	Inconclusive	Negative	Positive	Percent positive	Total
FLORIDA HOSPITAL FISH MEMORIAL	1	1,818	330	15%	2,149
ACCESS MEDICAL LABORATORIES		1,203	943	44%	2,146
WALGREEN CO	2	1,888	231	11%	2,121
INGENIOUS PERSONALIZED MEDICINE	11	1,470	612	29%	2,093
MEMORIAL HOSPITAL MICRO		1,815	215	11%	2,030
ST PETERSBURG GENERAL HOSPITAL		1,497	486	25%	1,983
HIALEAH HOSPITAL	4	1,499	457	23%	1,960
MEMORIAL HOSPITAL- MIRAMAR	10	1,746	152	8%	1,908
QUEST DIAGNOSTICS LENEXA	16	1,712	156	8%	1,884
MEASE DUNEDIN HOSPITAL	4	1,687	182	10%	1,873
BAPTIST NORTH EMERGENCY CENTER		1,369	497	27%	1,866
FORT WALTON BEACH MEDICAL CENTER		1,558	285	15%	1,843
CITRUS MEMORIAL HOSPITAL LABORATORY		1,704	123	7%	1,827
ANNE BATES LEACH EYE HOSPITAL/ ABLEH MICROBIOLOGY LABORATORY		1,764	41	2%	1,805
ADVENTHEALTH OCALA LABORATORY		1,515	272	15%	1,787
ACCESS DX LABORATORY	19	1,298	461	26%	1,778
HEALTHQUEST ESOTERICS		1,031	727	41%	1,758
OVIEDO MEDICAL CENTER		1,447	270	16%	1,717
LEE HEALTH COCONUT POINT CLINICAL LAB	1	1,359	334	20%	1,694
NONA SCIENTIFIC	1	1,328	322	20%	1,651
DOCTORS HOSPITAL OF SARASOTA CLINICAL LABORATORY		1,466	177	11%	1,643
CLEVELAND CLINIC TRADITION HOSPITAL		1,453	175	11%	1,628
MEMORIAL HOSPITAL PEMBROKE	3	1,418	202	12%	1,623
RAULERSON HOSPITAL		1,305	277	18%	1,582
PALMS OF PASADENA HOSPITAL		1,326	220	14%	1,546
OPTEO LABORATORY		1,505	29	2%	1,534
CLEVELAND CLINIC MARTIN NORTH HOSPITAL		1,257	187	13%	1,444
PUTNAM COMMUNITY MEDICAL CENTER		1,239	199	14%	1,438
SOUTH BAY HOSPITAL MICRO		1,192	237	17%	1,429
P4 CLINICAL, LLC	23	1,213	185	13%	1,421
PHYSICIANS REGIONAL MEDICAL CENTER - COLLIER BLVD	1	1,071	307	22%	1,379
WALGREENS OAKLAND PARK	2	1,219	150	11%	1,371
LOWER KEYS MEDICAL CENTER		1,210	130	10%	1,340
ST VINCENT'S MEDICAL CENTER - SOUTHSIDE		1,307	27	2%	1,334
BETHESDA HOSPITAL WEST		1,189	145	11%	1,334
BARTOW REGIONAL MEDICAL CENTER	1	1,118	189	14%	1,308
QUEST DIAGNOSTICS - MIRAMAR	6	344	957	73%	1,307
TWIN CITIES HOSPITAL		1,180	122	9%	1,302
PWN HEALTH	4	866	396	31%	1,266
SYNERGY LABORATORIES	5	1,136	100	8%	1,241
BMCT Molecular Diagnostics Subsection		973	231	19%	1,204
CLINICORE		1,112	91	8%	1,203
AVECINA MEDICAL OAKLEAF		784	399	34%	1,183
LAKESIDE MEDICAL CENTER		798	348	30%	1,146
SACRED HEART-EMERALD COAST		952	176	16%	1,128
HIGHLANDS REGIONAL MEDICAL CENTER		917	184	17%	1,101
QUEST DIAGNOSTICS WOOD DALE	3	1,016	78	7%	1,097

COVID-19: testing by laboratory

Data through Aug 24, 2020 verified as of Aug 25, 2020 at 09:25 AM

Data in this report are provisional and subject to change.

The numbers in the table below represent the number of Florida and non-Florida residents for whom test results were received by the Department of Health. A person can be tested by more than one laboratory and can have both positive and negative results. **Therefore, the sum of the numbers in each column will be larger than the total number of people tested.**

Reporting lab	Inconclusive	Negative	Positive	Percent positive	Total
GULF BREEZE HOSPITAL LAB	1	947	141	13%	1,089
VIKOR SCIENTIFIC	2	606	432	42%	1,040
ORLANDO VA MEDICAL CENTER		858	136	14%	994
LMHS		901	76	8%	977
UNIVERSITY OF MIAMI HOSPITAL & CLINICS	2	914	56	6%	972
PATIENTS CHOICE LABORATORIES		488	454	48%	942
UHEALTH DEERFIELD BEACH/UMSYLVESTER DEERFIELD BEACH LABORATORY	3	897	41	4%	941
ENGLEWOOD COMMUNITY HOSPITAL		842	76	8%	918
BAPTIST EMERGENCY CENTER OAKLEAF		739	155	17%	894
MARINERS HOSPITAL		761	95	11%	856
HOLIDAY CVS LLC		842	6	1%	848
FLORIDA HOSPITAL ORLANDO		745	74	9%	819
AVENTUS BIOLABS	1	382	430	53%	813
BAPTIST HEALTH EMERGENCY CENTER COUNTRY WALK		656	152	19%	808
ST VINCENTS CLAY COUNTY		775	26	3%	801
PATHNOSTICS		82	700	90%	782
BAPTIST EMERGENCY CENTER CLAY		671	100	13%	771
CAPSTONE HEALTHCARE		469	241	34%	710
LABCORP	1	383	320	45%	704
JACKSON HOSPITAL CLINICAL LABORATORY		600	85	12%	685
AVECINA MEDICAL SOUTHSIDE		418	236	36%	654
ADVANCE MEDICAL OF NAPLES			647	100%	647
MINUTECLINIC LLC #3703		570	67	11%	637
DESOTO MEMORIAL HOSPITAL CLINICAL LABORATORY	3	509	124	19%	636
LABCORP RTP	3	66	560	89%	629
FLOWERS HOSPITAL		579	46	7%	625
NONE		281	325	54%	606
TAMPA COMMUNITY HOSPITAL		429	172	29%	601
BARDMOOR LABORATORY	1	523	70	12%	594
PATIENTS FIRST - MAHAN DRIVE		164	428	72%	592
VAMC ORLANDO		296	290	49%	586
LAB24 INC	1	1	582	100%	584
EGLIN AIRFORCE BASE LAB		478	105	18%	583
Assurance Scientific Laboratories		452	126	22%	578
FLORIDA LABORATORY ANALYSIS		344	228	40%	572
QUEST	4	144	417	74%	565
NCH HEALTHCARE SYSTEM MICROBIOLOGY LAB		1	556	100%	557
AVERO DIAGNOSTICS - IRVING		465	89	16%	554
NCH NORTHEAST	3	360	187	34%	550
LEE MEMORIAL HOSPITAL LAB			544	100%	544
UNITED CLINICAL LABORATORY LLC		4	533	99%	537
QUEST DIAGNOSTICS - IRVING	10	333	178	34%	521
PHYSICIANS STAT LAB		136	367	73%	503
HOLY CROSS HOSPITAL LABORATORY			491	100%	491
SOUTHEAST ALABAMA MEDICAL CENT		442	43	9%	485
CLARITY LAB SOLUTIONS		381	103	21%	484
MAVERICK LABS		347	124	26%	471

COVID-19: testing by laboratory

Data through Aug 24, 2020 verified as of Aug 25, 2020 at 09:25 AM

Data in this report are provisional and subject to change.

The numbers in the table below represent the number of Florida and non-Florida residents for whom test results were received by the Department of Health. A person can be tested by more than one laboratory and can have both positive and negative results. **Therefore, the sum of the numbers in each column will be larger than the total number of people tested.**

Reporting lab	Inconclusive	Negative	Positive	Percent positive	Total
LUMINUS DIAGNOSTICS		307	146	32%	453
PANCARE OF FLORIDA, INC			443	100%	443
ORLANDO VETERANS AFFAIRS MEDICAL CENTER		112	296	73%	408
WALGREENS ORLANDO		368	36	9%	404
DYNIX DIAGNOSTICS		204	188	48%	392
NEW YORK STATE ELR - NORTH SHORE LONG ISLAND JEWISH HEALTH		364	23	6%	387
HISTOPATHOLOGY SERVICES, LLC		327	56	15%	383
MEDARBOR DIAGNOSTICS		1	382	100%	383
ATLANTIS URGENT CARE		272	110	29%	382
LAB CORP	1	156	224	59%	381
ASSOCIATED PATHOLOGISTS, LLC		314	65	17%	379
QUEST DIAGNOSTICS NICHOLS INSTITUTE	5	353	17	5%	375
MARTIN MEMORIAL LABORATORY AT ST LUCIE WEST		325	48	13%	373
UAB HIGHLANDS LABORATORY		367	3	1%	370
NEW YORK STATE ELR - NYU HOSPITALS CENTER CLINICAL LABORATORIES		350	12	3%	362
CLARITY LABS		311	49	14%	360
SANTA ROSA MEDICAL CENTER		172	186	52%	358
MEMORIAL PEMBROKE 24/7 CARE CENTER		264	93	26%	357
INFORM DIAGNOSTICS		349	2	1%	351
NORTH FLORIDA PEDIATRICS-TALLAHASSEE		325	25	7%	350
NEW YORK STATE ELR - LENCO MEDICAL LABORATORY		322	13	4%	335
ECCOLAB GROUP	1	79	253	76%	333
JAY HOSPITAL CLINICAL LABORATORY		241	81	25%	322
HOLIDAY CVS LLC DBA CVSPHARMACY #5155		317	4	1%	321
DAVITA LABS		290	26	8%	316
ADVENT HEALTH CENTRA CARE: WATERFORD LAKES		248	65	21%	313
ARCPOINT LABS - FORT MYERS		226	86	28%	312
NEW YORK STATE ELR - DEPARTMENT OF CLINICAL LABS		301	5	2%	306
CORE DIAGNOSTIC LABORATORIES LLC		219	73	25%	292
TALLAHASSEE PRIMARY CARE ASSOCIATES		274	9	3%	283
NCF DIAGNOSTICS & DNA TECHNOLOGIES	10	43	229	81%	282
AVECINA MEDICAL JULINGTON		131	147	53%	278
LABCORP TAMPA	1	30	239	89%	270
TENNESSEE DOH - NASHVILLE	2	239	28	10%	269
SUNRISE MEDICAL LABORATORIES		206	62	23%	268
PHAROS HEALTH		142	125	47%	267
NITE LITE PEDIATRICS		170	96	36%	266
VETERANS AFFAIRS MEDICAL CENTER LAB		9	255	97%	264
BAPTIST MD ANDERSON CANCER CENTER		257	2	1%	259
THERADOC		150	109	42%	259
FLO-MEDILAB SERVICES		81	174	68%	255
SANFORD REFERENCE LAB		246	9	4%	255
GENESIS REFERENCE LABORATORIES		1	251	100%	252
EXPRESS GENE MOLECULAR DIAGNOSTIC LABORATORY		2	246	99%	248
FLAGLER HOSPITAL	4	18	217	91%	239
UNKNOWN		16	220	93%	236
STEWART REFERENCE LABORATORY		101	130	56%	231

COVID-19: testing by laboratory

Data through Aug 24, 2020 verified as of Aug 25, 2020 at 09:25 AM

Data in this report are provisional and subject to change.

The numbers in the table below represent the number of Florida and non-Florida residents for whom test results were received by the Department of Health. A person can be tested by more than one laboratory and can have both positive and negative results. **Therefore, the sum of the numbers in each column will be larger than the total number of people tested.**

Reporting lab	Inconclusive	Negative	Positive	Percent positive	Total
ASCEND CLINICAL		224	4	2%	228
HOLMES REGIONAL MEDICAL CENTER		3	223	99%	226
SMA SPECIALITY MEDICAL LAB		62	163	72%	225
HENDRY REGIONAL MEDICAL CENTER		9	214	96%	223
TEMPUS CLINICAL LABORATORY	1	198	22	10%	221
BIOCERNA LLC	8	156	53	24%	217
MEDSCAN LABORATORY INC		136	80	37%	216
ST CLOUD REGIONAL MEDICAL CENTER		126	89	41%	215
JAMES A. HALEY VETERANS MICRO LAB			211	100%	211
EUROFINS NTD, LLC		180	28	13%	208
CENTRA CARE		35	173	83%	208
GESSLER CLINIC		1	206	100%	207
AMELIA URGENT CARE		78	126	62%	204
LABTECH DIAGNOSTIC		91	113	55%	204
ADVENTHEALTH LAB			203	100%	203
BAYA URGENT CARE		3	199	99%	202
MARTIN MEMORIAL MEDICAL CENTER LAB		99	103	51%	202
VAMC WEST PALM LAB		5	196	98%	201
FLORIDA WOMAN CARE LABORATORY LLC		175	23	12%	198
PREMIER MEDICAL LABORATORY SERVICES		1	195	99%	196
ARCPOINT LABS OF WEST PALM BEACH			194	100%	194
BAY PINES VAMC CLINICAL LABORATORY		4	184	98%	188
NCH HEALTHCARE BONITA		125	62	33%	187
GENESIS MEDICAL LABORATORY MIAMI FL.		78	108	58%	186
PATHGROUP LABS LLC		90	96	52%	186
MOLECULAR INFECTIOUS DISEASES		181	4	2%	185
QUALITOX LABORATORIES		96	86	47%	182
HOLIDAY CVS LLC DBA CVS PHARMACY #5154		171	5	3%	176
NEW YORK STATE ELR - NEW YORK PRESBYTERIAN HOSPITAL CUMC CLINICAL		162	13	7%	175
ADVENT HEALTH -TAMPA		74	101	58%	175
C.W. BILL YOUNG VA MEDICAL CENTER		4	165	98%	169
BIOREFERENCE LABORATORIES		68	100	60%	168
BAYCARE HEALTH SYSTEM		2	166	99%	168
BOCA BIOLISTICS REFERENCE LABORATORY		138	27	16%	165
FLORIDA HOSPITAL WAUCHULA		89	74	45%	163
MICROGEN DX		29	133	82%	162
NEW YORK STATE ELR - MOUNT SINAI LABORATORY		154	8	5%	162
UAB UNIVERSITY OF ALABAMA HOSPITAL LAB		155	6	4%	161
BUREAU OF CLINICAL LABORATORIES		132	28	18%	160
NEW YORK STATE ELR - NEW YORK HOSPITAL LABORATORIES	1	152	6	4%	159
WUESTHOFF REF LABORATORY			159	100%	159
NEO GENOMICS - FORT MYERS	1	140	4	3%	145
SCIONLAB SERVICES LLC		136	9	6%	145
TOM LEE COMMUNITY HEALTH CENTER		6	139	96%	145
LABSTAT		2	142	99%	144
US BIOTEK LABORATORIES		65	79	55%	144
ASAP LAB LLC		90	53	37%	143

COVID-19: testing by laboratory

Data through Aug 24, 2020 verified as of Aug 25, 2020 at 09:25 AM

Data in this report are provisional and subject to change.

The numbers in the table below represent the number of Florida and non-Florida residents for whom test results were received by the Department of Health. A person can be tested by more than one laboratory and can have both positive and negative results. **Therefore, the sum of the numbers in each column will be larger than the total number of people tested.**

Reporting lab	Inconclusive	Negative	Positive	Percent positive	Total
SACRED HEART HOSPITAL ON THE GULF		83	57	41%	140
ACUTIS DIAGNOSTICS	1	107	31	22%	139
ARCPPOINT LABS OF TAMPA		79	58	42%	137
FLORIDA HOSPITAL HEARTLAND MED CTR LAKE PLACID		90	45	33%	135
IRL MARKET LAB ALACHUA		103	31	23%	134
EMERGENCY PHYSICIANS MEDICAL CENTER			133	100%	133
ST JUDE CHILDREN'S RESEARCH HOSPITAL		121	11	8%	132
INTEGRATED REGIONAL LABORATORIES		119	12	9%	131
MEMPHIS PATHOLOGY LABORATORY	1	124	5	4%	130
AMERICAN PATHOLOGY PARTNERS		128	1	1%	129
BMHSI-AEL MICROBIOLOGY LABORATORY	2	102	24	19%	128
FAST TRACK URGENT CARE CENTER		1	124	99%	125
LEHIGH REGIONAL MEDICAL CENTER LAB		106	17	14%	123
NIGHT LITE PEDIATRICS URGENT CARE		78	45	37%	123
MINI ER ADULT AND PEDIATRIC URGENT CARE		115	7	6%	122
MACDILL AFB HOSPITAL		108	14	11%	122
VAMC BAY PINES		1	119	99%	120
NEW YORK STATE ELR - ENZO CLINICAL LABS INC		117	1	1%	118
FAST TRACK URGENT CARE CENTER - CARROLLWOOD			117	100%	117
NXGEN MDX LLC	1	87	29	25%	117
ADVENT HEALTH CENTRA CARE		42	74	64%	116
MIDWAY SPECIALTY CARE CENTER		50	66	57%	116
HEALTH FIRST-HOLMES REGIONAL			116	100%	116
PALM BEACH COUNTY HEALTH DEPT LAB		113	2	2%	115
ROSEN MEDICAL CENTER		101	13	11%	114
VAMC GAINESVILLE		2	111	98%	113
ALLIED HEALTH FORT PIERCE		112			112
FULGENT DIAGNOSTICS LABORATORY	1	109	1	1%	111
CURATIVE LABS		3	108	97%	111
LEON MEDICAL CENTER		7	103	94%	110
MEDICAL DIAGNOSTICS LABORATORIES,INC		18	91	83%	109
SPARROW HEALTHCARE	2	1	105	97%	108
UR MEDICINE LABS- CENTRAL LABORATORY		106	2	2%	108
MILLENNIUM LAB SERVICES			107	100%	107
PRIVA PATH LABS			102	100%	102
VAMC LAKE CITY		51	50	50%	101
BAYFRONT HEALTH BROOKSVILLE			100	100%	100
BAPTIST HEALTH SOUTH FLORIDA		4	93	96%	97
FLORIDA CLINICAL LABORATORY-BIOREFERENCE LABORATORIES		43	53	55%	96
USAFSAM/PHE		23	71	76%	94
DIAGNOSTIC SOLUTIONS		3	91	97%	94
MID-FLORIDA PATHOLOGY		60	34	36%	94
FLORIDA COMMUNITY HEALTH CENTERS INC			93	100%	93
CENTRACARE		2	88	98%	90
GENETWORKX		15	73	83%	88
ADVENTHEALTH CENTRA CARE OVIEDO		29	58	67%	87
NEW PLANT CITY FAMILY CARE	1	23	63	72%	87

COVID-19: testing by laboratory

Data through Aug 24, 2020 verified as of Aug 25, 2020 at 09:25 AM

Data in this report are provisional and subject to change.

The numbers in the table below represent the number of Florida and non-Florida residents for whom test results were received by the Department of Health. A person can be tested by more than one laboratory and can have both positive and negative results. **Therefore, the sum of the numbers in each column will be larger than the total number of people tested.**

Reporting lab	Inconclusive	Negative	Positive	Percent positive	Total
NAVAL HOSPITAL - JACKSONVILLE		1	85	99%	86
STAGEZERO LIFE SCIENCES INC		75	11	13%	86
PACIFIC ANALYTICS			85	100%	85
FLORIDA MEDICAL CLINIC		54	31	36%	85
CENTRA CARE - WATERFORD LAKES		37	46	55%	83
FULGENT GENETICS	2	58	23	28%	83
SOLARIS DIAGNOSTICS		4	78	95%	82
SEBASTIAN RIVER MEDICAL CENTER		46	36	44%	82
GARCIA CLINICAL LABORATORY		1	80	99%	81
AMELIA EXPRESS CARE		5	74	94%	79
AVERO DIAGNOSTICS		53	24	31%	77
ADVENT HEALTH CENTRA CARE LONGWOOD		9	66	88%	75
FISHERMENS HOSPITAL CLINICAL LAB		71	4	5%	75
AVELLINO LAB USA, INC		73	2	3%	75
AURORA DIAGNOSTICS BERNHARDT LABORATORIES PATHOLOGY SERVICE		72	3	4%	75
AMERICAN RESEARCH LABS		4	68	94%	72
MAYO CLINIC LABS - ROCHESTER MAIN CAMPUS		71	1	1%	72
HOLY CROSS HOSPITAL		1	70	99%	71
USA HEALTH UNIVERSITY HOSPITAL CLINICAL LABORATORY		70	1	1%	71
CENTRAL FLORIDA HEALTH CARE		46	24	34%	70
HEALTHLINK DIAGNOSTIC LABORATORIES		1	68	99%	69
URGENT CARE CURE		34	35	51%	69
Highlands Regional Hospital		63	6	9%	69
AMMON LABS		58	10	15%	68
QPS, LLC		67	1	1%	68
AEL- MEMPHIS		17	50	75%	67
DYNAMIC MEDICAL USA			67	100%	67
MORTON PLANT HOSPITAL			67	100%	67
HOSPITAL FOR SPECIAL SURGERY		65	1	2%	66
MINUTECLINIC, LLC DBA MINUTECLINIC #4717		60	3	5%	63
DAVITA LABORATORY SERVICES		48	14	23%	62
SARAPATH DIAGNOSTICS			62	100%	62
NORTH OKALOOSA MEDICAL CENTER		31	29	48%	60
THE CENTER FOR URGENT CARE		24	36	60%	60
MORTON PLANT HOSPITAL/LAB		1	58	98%	59
GENE BY GENE			59	100%	59
FINLAY CLINICAL LABORATORY		24	35	59%	59
LABORATORY SPECIALISTS OF MICHIGAN		1	58	98%	59
REFUAH HEALTH CENTER LABORATORY		59			59
LABORATORY CORP OF AMERICA	2	26	30	52%	58
NAVY HOSPITAL			57	100%	57
ALLSOUTH URGENT CARE			57	100%	57
FHMG-FLORIDA HOSPITAL MEDICAL GROUP		52	5	9%	57
LABCORP BIRMINGHAM	1	5	50	89%	56
EXACT SCIENCES LABORATORIES, LLC		11	45	80%	56
NEW YORK STATE ELR - WADSWORTH HEALTH CENTER		52	3	5%	55
VA MEDICAL CENTER		7	48	87%	55

COVID-19: testing by laboratory

Data through Aug 24, 2020 verified as of Aug 25, 2020 at 09:25 AM

Data in this report are provisional and subject to change.

The numbers in the table below represent the number of Florida and non-Florida residents for whom test results were received by the Department of Health. A person can be tested by more than one laboratory and can have both positive and negative results. **Therefore, the sum of the numbers in each column will be larger than the total number of people tested.**

Reporting lab	Inconclusive	Negative	Positive	Percent positive	Total
SELECT LABORATORIES MARION COUNTY, LLC.			55	100%	55
Quest Diag Unspecifd		23	31	57%	54
ACCU REFERENCE MEDICAL LAB			54	100%	54
COASTAL MED URGENT CARE			54	100%	54
PROVIDENCE HOSPITAL LABORATORY		52	2	4%	54
NORTH FLORIDA/SOUTH GEORGA VETERANS HEALTH SYSTEM			54	100%	54
ANGEL KIDS PEDIATRICS		41	13	24%	54
BROWARD HEALTH MEDICAL CENTER		1	53	98%	54
UNIVERSITY OF ALABAMA		52	2	4%	54
BLOCK, NATION, CHASE, AND SMOLEN FAMILY MEDICINE		34	19	36%	53
DOCTOR'S MEMORIAL HOSPITAL		3	50	94%	53
GULF COAST MOLECULAR LABORATORIES		15	37	71%	52
HURLBURT FIELD CLINIC		23	29	56%	52
SARASOTA CO. HEALTH DEPT # 58		40	11	22%	51
OPTUM LABS LLC		5	46	90%	51
BAYCARE LAB		1	50	98%	51
INTEGRITY LABORATORIES			50	100%	50
NEW YORK STATE ELR - EMPIRECITY LABORATORIES		42	8	16%	50
SHORELINE PHYSICIAN GROUP			49	100%	49
P4 DIAGNOSTIX LABORATORY NETWORK		1	48	98%	49
325TH MEDICAL GROUP			49	100%	49
MILLENIUUM PHYSICIANS GROUP			49	100%	49
ARTHREX MEDICAL CENTER		28	21	43%	49
CLINICAL REFERENCE LABORATORY		45	4	8%	49
FAWCETT MEMORIAL HOSPITAL-LAB		1	47	98%	48
JEFFERY WEINZWEIG		1	46	98%	47
DEPARTMENT OF VETERANS AFFAIRS JAMES A. HALEY VETERANS HOSPITAL			47	100%	47
VHA PUBLIC HEALTH REFERENCE LABORATORY- PALO ALTO		27	20	43%	47
H LEE MOFFITT CANCER CENTER MICRO		46			46
EAST MANATEE FAMILY	1		44	98%	45
BALDWIN PEDIATRICS		37	8	18%	45
ADVENTHEALTH CENTRA CARE			45	100%	45
LAB CORP TAMPA			44	100%	44
BAYFRONT HEALTH ER PINELLAS PARK		19	25	57%	44
QUEST TAMPA (NEW YORK ELR)		34	10	23%	44
NXGEN MDX		18	26	59%	44
TRADITION MEDICAL CENTER LABORATORY		21	23	52%	44
BAY MEDICAL CENTER SACRED HEART HEALTH SYSTEM		17	27	61%	44
UNKNOWN - BAD FACILITY CODE		5	39	89%	44
MOBILE INFIRMARY MED CENTER PATH LAB		38	5	12%	43
CBS LABORATORY		1	42	98%	43
QUEST DIAGNOSTICS-N ST PETERSBURG-5TH			43	100%	43
APP-UNIPATH, LLC		42	1	2%	43
NORTH FLORIDA PEDIATRICS-LAKE CITY			42	100%	42
SMA SPECIALTY MEDICAL LAB		1	41	98%	42
MY CLINICAL LAB			41	100%	41
LAB CORP RTP	1	2	38	93%	41

COVID-19: testing by laboratory

Data through Aug 24, 2020 verified as of Aug 25, 2020 at 09:25 AM

Data in this report are provisional and subject to change.

The numbers in the table below represent the number of Florida and non-Florida residents for whom test results were received by the Department of Health. A person can be tested by more than one laboratory and can have both positive and negative results. **Therefore, the sum of the numbers in each column will be larger than the total number of people tested.**

Reporting lab	Inconclusive	Negative	Positive	Percent positive	Total
FLORIDA HOSPITAL NEW SMYRNA		4	37	90%	41
NEW YORK STATE ELR - MONTEFIORE MEDICAL CENTER LABORATORIES - MOSES		34	7	17%	41
EGLIN REGIONAL MEDICAL CENTER		4	36	90%	40
RCA LABORATORY SERVICES -- NEW YORK ELR		10	30	75%	40
MIAMI VA HEALTHCARE SYSTEM			40	100%	40
NEW YORK STATE ELR - KALEIDA HEALTH CENTER FOR LABORATORY		35	4	10%	39
AMERICAN FAMILY PACE		9	30	77%	39
LIFEBRITE	1	5	33	85%	39
ST VINCENT'S BIRMINGHAM LABORATORY		37	1	3%	38
QUEST INFECTIOUS DISEASE	1	33	4	11%	38
ORLANDO HEALTH EMERGENCY DEPARTMENT		33	4	11%	37
GENPATH			37	100%	37
BAYFRONT		21	16	43%	37
HEALTH FIRST-PALM BAY		1	35	97%	36
CAREMOUNT MEDICAL - PATHOLOGY		36			36
GENESIS DIAGNOSTICS			36	100%	36
UNIVERSITY HEALTH SYSTEM INC		32	4	11%	36
ST. CLOUD MEDICAL GROUP		35			35
MEDICAL DIAGNOSTIC LAB		1	34	97%	35
LAB PLUS, LLC AT SAINT THOMAS WEST HOSPITAL		26	9	26%	35
IRL		4	31	89%	35
CAPITAL REGIONAL MEDICAL CENTER		2	33	94%	35
DEVANSH LAB WERKS INC		26	9	26%	35
NEW YORK STATE ELR - QUEST DIAGNOSTICS NICHOLS		32	2	6%	34
GRAVITY DIAGNOSTICS, LLC		12	22	65%	34
VA		15	19	56%	34
ADVENTHEALTH CENTRA CARE SANFORD		11	23	68%	34
VENICE REGIONAL MEDICAL LAB SERVICES			34	100%	34
EXPERTUS LABORATORIES INC		13	21	62%	34
HUNTSVILLE HOSPITAL LABORATORY		26	8	24%	34
CITRUS MEMORIAL HEALTH SYSTEM LAB		2	31	94%	33
DESOTO MEMORIAL HOSPITAL LAB			33	100%	33
CHILDREN'S HOSPITAL OF ALABAMA		33			33
GRAVITY DIAGNOSTICS		17	15	47%	32
CAPE CANAVERAL HOSPITAL			32	100%	32
ST. MARYS MEDICAL CENTER		1	30	97%	31
LABFIRST - DEPARTMENT OF PATHOLOGY		30	1	3%	31
NEW YORK STATE ELR - WHITE PLAINS HOSPITAL CENTER LAB		31			31
QUEST DIAGNOSTICS-VERO BEACH-37TH ST		31			31
QUEST DIAGNOSTICS NICHOLS INSTITUTE- LPP		3	28	90%	31
CLINICAL RESEARCH SEQUENCING PLATFORM			31	100%	31
ASSOCIATED CLINICAL LABORATORIES		29	1	3%	30
FINLAY CLINICAL LABORATORY INC		26	4	13%	30
GENESIS LABORATORY MANAGEMENT		3	27	90%	30
LABCORP OF AMERICA		15	14	48%	29
ADVENTHEALTH CENTRA CARE WESLEY CHAPEL			29	100%	29
NEW YORK STATE ELR - NEWYORK-PRESBYTERIAN/QUEENS DIAGNOSTIC		28	1	3%	29

COVID-19: testing by laboratory

Data through Aug 24, 2020 verified as of Aug 25, 2020 at 09:25 AM

Data in this report are provisional and subject to change.

The numbers in the table below represent the number of Florida and non-Florida residents for whom test results were received by the Department of Health. A person can be tested by more than one laboratory and can have both positive and negative results. **Therefore, the sum of the numbers in each column will be larger than the total number of people tested.**

Reporting lab	Inconclusive	Negative	Positive	Percent positive	Total
SANFORD LABORATORIES		25	4	14%	29
P4CLINICAL	3	2	24	83%	29
SMA LAB		4	25	86%	29
PALM BAY HOSPITAL		1	28	97%	29
RDX BIOSCIENCE,			29	100%	29
KENDALL REGIONAL MEDICAL CENTER LAB	3		26	90%	29
DICKERT		26	3	10%	29
ALLIANCE OF PHYSICIANS AGAINST COVID-19			29	100%	29
NEXT MOLECULAR ANALYTICS		1	28	97%	29
QUEST DIAGNOSTIC INC	1	3	24	86%	28
DOH-WEST PALM BEACH BRANCH LABORATORY			28	100%	28
INTERLAB		1	27	96%	28
QUEST DIAGNOSTICS INC.			27	100%	27
FHMG_CTR FOR SENIOR HEALTH		22	5	19%	27
INTERNAL LAB		24	3	11%	27
CDC		17	9	35%	26
SUNCOAST LABS			26	100%	26
QDX PATHOLOGY SERVICES		16	10	38%	26
SOFT CELL LABORATORIES		24	1	4%	25
LAB			25	100%	25
ST. ANTHONY'S HOSPITAL			25	100%	25
DIAGNOSTIC LABORATORY OF OKLAHOMA		23	2	8%	25
WUESTHOFF MEMORIAL HOSPITAL			25	100%	25
NEW YORK STATE ELR - CATHOLIC HEALTH SYSTEM DEPT LABORATORY		24			24
NEW YORK STATE ELR - STONY BROOK UNIVERSITY MEDICAL CENTER		21	3	13%	24
ADVENTHEALTH PALM COAST			24	100%	24
AVENTIS BIO-SERVICES CTL		23			23
FIRST CHOICE URGENT CARE			23	100%	23
POPLAR HEALTHCARE PLLC	1	10	12	52%	23
MINUTECLINIC DIAGNOSTIC OF RHODE ISLAND, LLC #729		22	1	4%	23
LABORATORY DYNAMICS		20	3	13%	23
PRIDE DIAGNOSTICS		20	3	13%	23
ST. JOSEPH'S HOSPITAL NORTH			22	100%	22
COASTAL LABORATORIES		3	19	86%	22
PENNSYLVANIA DEPT OF HEALTH		19	3	14%	22
VIERA HOSPITAL			22	100%	22
CENTRA CARE CONWAY			22	100%	22
EGL GENETIC DIAGNOSTICS		1	21	95%	22
CVS PHARMACY NO 7881		22			22
MOLECULAR DIAGNOSTICS		1	21	95%	22
CAYUGA MEDICAL CENTER AT ITHACA		19	3	14%	22
TRUGENX			21	100%	21
IPSUM DIAGNOSTICS			21	100%	21
MINUTECLINIC DIAGNOSTIC OF MICHIGAN, PC #8029		21			21
NORTH FLORIDA PEDIATRICS		1	20	95%	21
MIAMI BEACH COMMUNITY HEALTH CENTER			21	100%	21
PATRICK AIR FORCE BASE		1	20	95%	21

COVID-19: testing by laboratory

Data through Aug 24, 2020 verified as of Aug 25, 2020 at 09:25 AM

Data in this report are provisional and subject to change.

The numbers in the table below represent the number of Florida and non-Florida residents for whom test results were received by the Department of Health. A person can be tested by more than one laboratory and can have both positive and negative results. **Therefore, the sum of the numbers in each column will be larger than the total number of people tested.**

Reporting lab	Inconclusive	Negative	Positive	Percent positive	Total
BROWARD HEALTH CORAL SPRINGS EPIDEMIOLOGY DEPT			21	100%	21
ELLENTON URGENT CARE			21	100%	21
NEW YORK STATE ELR - UNIVERSITY HOSPITAL, STONY BROOK SOUTHAMPTON		21			21
HEALTH FIRST CAPE CANAVERAL HOSPITAL			21	100%	21
AMERICA FAMILY CARE		8	12	60%	20
ADVENT HEALTH CENTRA CARE PALM COAST			20	100%	20
BAYFRONT HEALTH SPRING HILL		1	19	95%	20
ASSOCIATED PATHOLOGISTS		16	4	20%	20
AHSE ROP		20			20
MOLECULAR TESTING LABS			20	100%	20
DOC SMILEY'S URGENT CARE		1	19	95%	20
OUT OF STATE		14	6	30%	20
WUESTHOFF MEDICAL CENTER-MELBOURNE			20	100%	20
ST. CLOUD HOSPITAL		20			20
PARRISH MEDICAL CENTER		1	19	95%	20
INTEGRATED REGIONAL LABORATORIES - LARGO			19	100%	19
ADVENT HEALTH FISH MEMORIAL		2	17	89%	19
SUNQUEST		2	17	89%	19
RUSKIN HEALTH CENTER			19	100%	19
PPD	2	14	3	16%	19
LECONTE MEDICAL CENTER LAB		15	4	21%	19
NIGHT LITE PEDIATRICS WINTER GARDEN		9	10	53%	19
MAYO CLINIC LABS - ROCHESTER SUPERIOR DRIVE		2	17	89%	19
MED HEALTH SERVICES		18	1	5%	19
MINI ER AND URGENT CARE		1	18	95%	19
VAMC			19	100%	19
PRECISION HEALTH SOLUTIONS LAB			18	100%	18
AMELIA MEDICAL CARE			18	100%	18
PALO ALTO VA MEDICAL CENTER		1	17	94%	18
NEW YORK STATE ELR - WESTCHESTER MEDICAL CENTER		18			18
NEW YORK STATE ELR - WILSON MEMORIAL REGIONAL MEDICAL CENTER		17	1	6%	18
BENTON PEDIATRICS INC		12	6	33%	18
JACKSON HEALTH SYSTEM			18	100%	18
STONE WASH CLINICAL LABORATORIES		2	16	89%	18
INTERCOASTAL MEDICAL GROUP			18	100%	18
SUNTREE INTERNAL MEDICINE		18			18
DOCTORS MEMORIAL HOSPITAL		8	10	56%	18
HEALTH FIRST-VIERA HOSPITAL			18	100%	18
ST FRANCIS HOSPITAL		14	3	18%	17
AMERICAN HEALTH ASSOCIATES OF TAMPA		2	15	88%	17
INTEGRITY LABORATORIES, LLC		5	12	71%	17
XPRESS WELLNESS URGENT CARE			17	100%	17
TPCA CLINICAL LABORATORIES		14	3	18%	17
FHMG LAKE MARY PEDS		16	1	6%	17
WATSON CLINIC LLP SOUTH			17	100%	17
NEW YORK STATE ELR - BROOKDALE UNIVERSITY HOSPITAL		16	1	6%	17
CLEVELAND CLINIC FOUNDATION		9	8	47%	17

COVID-19: testing by laboratory

Data through Aug 24, 2020 verified as of Aug 25, 2020 at 09:25 AM

Data in this report are provisional and subject to change.

The numbers in the table below represent the number of Florida and non-Florida residents for whom test results were received by the Department of Health. A person can be tested by more than one laboratory and can have both positive and negative results. **Therefore, the sum of the numbers in each column will be larger than the total number of people tested.**

Reporting lab	Inconclusive	Negative	Positive	Percent positive	Total
PROTEUS MOLECULAR AND CLINICAL LAB		11	6	35%	17
MADISON CORE LABORATORIES		16	1	6%	17
ADVENTHEALTH CENTRA CARE CARROLLWOOD			17	100%	17
NEW YORK STATE ELR - QUEST DIAGNOSTICS INCORPORATED		14	3	18%	17
CENTRA CARE - SOUTH ORANGE		6	11	65%	17
TGH		1	15	94%	16
LABCORP INC		3	13	81%	16
QUEST DIAGNOSTICS NICHOLS INSTITUTE - SJC (LPP)		11	5	31%	16
LABCORP - CLEARWATER		3	13	81%	16
CONNECTICUT DEPARTMENT OF HEALTH		14	2	13%	16
PARK WEST MEDICAL CENTER		15	1	6%	16
SEVEN RIVERS REGIONAL MEDICAL CENTER		4	12	75%	16
TIDE LABORATORIES		5	11	69%	16
NEW YORK STATE ELR - ROCHESTER GENERAL HOSPITAL LABORATORY		14	1	7%	15
CLINICAL PATHOLOGY LABS		1	14	93%	15
QUEST DIAGNOSTICS INCORPORATED			15	100%	15
PATHGROUP			15	100%	15
MAGNOLIA DIAGNOSTIC			15	100%	15
DIATHERIX		13	2	13%	15
QUESTDIAGNOSTICS INCORPORATED		1	14	93%	15
NEW YORK STATE ELR - LENOX HILL HOSPITAL		13	2	13%	15
EAST ALABAMA MEDICAL CENTER LABORATORY		11	4	27%	15
FLORIDA DEPARTMENT OF HEALTH		10	5	33%	15
NORTH SHORE UNIVERSITY HOSPITAL LABORATORY		14	1	7%	15
JAMES A. HALEY VETERANS' HOSPITAL			15	100%	15
CONSOLIDATED LAB SERVICES		8	6	43%	14
MILLENNIUM PHYSICIAN GROUP LCC			14	100%	14
WHITE WILSON MEDICAL CENTER CLINIC			14	100%	14
POARCH BANC CREEK INDIANS TRIBAL HEALTH DEPARTMENT			14	100%	14
BAYFRONT HEALTH PORT CHARLOTTE			14	100%	14
SEMINOLE COUNTY HEALTH DEPARTMENT		13	1	7%	14
HEALTH CENTRAL HOSPITAL			14	100%	14
LABORATORY OF FLORIDA			14	100%	14
MEDCOMP SCIENCES			14	100%	14
GOLDEN GATE FAMILY CLINIC			14	100%	14
NEW YORK STATE ELR - BRONX LEBANON HOSPITAL-MEDICAL CENTER		12	1	8%	13
BAPTIST SOUTH MEDICAL CENTER		2	11	85%	13
SOUTHEAST FAMILY HEALTHCARE CENTER			13	100%	13
TYNDALL AFB			13	100%	13
REDITUS LABORATORIES			13	100%	13
ORLANDO HEALTH		2	11	85%	13
MINUTECLINIC DIAGNOSTIC OF RHODE ISLAND, LLC #1544		13			13
XERA MED RESEARCH			13	100%	13
DEPARTMENT OF VETERANS AFFAIRS MEDICAL CENTER			13	100%	13
TALLAHASSEE PRIMARY CARE ASSOC, PA		12	1	8%	13
NEW YORK STATE ELR - ERIE COUNTY MEDICAL CTR CLINICAL LABS		13			13
LAKE CITY VETERANS HOSPITAL			12	100%	12

COVID-19: testing by laboratory

Data through Aug 24, 2020 verified as of Aug 25, 2020 at 09:25 AM

Data in this report are provisional and subject to change.

The numbers in the table below represent the number of Florida and non-Florida residents for whom test results were received by the Department of Health. A person can be tested by more than one laboratory and can have both positive and negative results. **Therefore, the sum of the numbers in each column will be larger than the total number of people tested.**

Reporting lab	Inconclusive	Negative	Positive	Percent positive	Total
ADVENTHEALTH MEDICAL GROUP		10	2	17%	12
BROWARD DIALYSIS			12	100%	12
TEN HEALTHCARE		2	10	83%	12
ADVANCED URGENT CARE		10	2	17%	12
NEW YORK STATE ELR - SARATOGA HOSPITAL LABORATORY		11	1	8%	12
FLORIDA STATE HOSPITAL			12	100%	12
NADAL PEDIATRICS - VICTORIA STREET (3385)			12	100%	12
LEON CHD		12			12
TOTAL RENAL LABORATORIES INC		7	5	42%	12
DOH		1	11	92%	12
TREE HOUSE PEDIATRICS		11	1	8%	12
FLORIDA DEPT OF HEALTH		4	8	67%	12
UVMC MICROBIOLOGY		12			12
BOND CLINIC		1	11	92%	12
CVS PHARMACY, INC DBA CVS/PHARMACY #5685		12			12
ST VINCENTS MEDICAL CENTER RIVERSIDE NURSING		1	11	92%	12
WESTPAC LABS		1	11	92%	12
UPMC CHAUTAUQUA AT WCA LABORATORY		11			11
PALM BEACH PATHOLOGY		9	2	18%	11
MINUTE CLINIC INCORPORATE		10	1	9%	11
ALLIANCE PEDIATRICS			11	100%	11
SUNCOAST COMMUNITY HEALTH CENTERS PEDIATRICS		6	5	45%	11
AMERICAN ESOTERIC LABORATORIES			11	100%	11
SHELBY COUNTY HEALTH CARE CORPORATION		8	3	27%	11
DELRAY MEDICAL CENTER LAB			11	100%	11
ESCAMBIA COMMUNITY CLINIC			11	100%	11
PENSACOLA PEDIATRICS		3	8	73%	11
BAYCARE OUTREACH LABORATORY SERVICES		1	10	91%	11
SELECT REFERENCE LABORATORIES, LLC			11	100%	11
FUNGAL REFERENCE LABORATORY		11			11
FLORIDA COMMUNITY HEALTH CENTER OF ST. LUCIE			11	100%	11
INDIAN RIVER MEDICAL CENTER		11			11
ACHS		2	9	82%	11
BRANCH MEDICAL CLINIC			11	100%	11
LAB INTERMARKET FACILITY LAB			11	100%	11
EMPIRE CITY LABORATORIES INC		1	10	91%	11
VENICE REGIONAL MEDICAL CENTER			10	100%	10
BROWARD HEALTH CARE			10	100%	10
NEW YORK STATE ELR - CATHOLIC HEALTH SERVICES REGIONAL LABORATORY		8	2	20%	10
MEDICAL LABORATORY DIAGNOSTICS			10	100%	10
NEW YORK STATE ELR - NEW YORK CITY DEPARTMENT OF HEALTH & MENTAL		9	1	10%	10
PROMEDICA LABORATORIES		9	1	10%	10
BioReference Laboratories, Inc			10	100%	10
PERSONALIZED GENETIC TESTING			10	100%	10
PARKWEST MEDICAL CENTER		9	1	10%	10
NEW JERSEY DEPARTMENT OF HEALTH COMMUNICABLE DISEASE SERVICE		3	7	70%	10
DYNAMIC DNA LAB		1	9	90%	10

COVID-19: testing by laboratory

Data through Aug 24, 2020 verified as of Aug 25, 2020 at 09:25 AM

Data in this report are provisional and subject to change.

The numbers in the table below represent the number of Florida and non-Florida residents for whom test results were received by the Department of Health. A person can be tested by more than one laboratory and can have both positive and negative results. **Therefore, the sum of the numbers in each column will be larger than the total number of people tested.**

Reporting lab	Inconclusive	Negative	Positive	Percent positive	Total
KEY PRIMARY CASE			10	100%	10
CORE LABORATORY		1	9	90%	10
ADVENTHEALTH ZEPHYRHILLS			10	100%	10
HIGHLANDS MEDICAL CENTER		10			10
PHYSICIANS STAT			10	100%	10
JACKSON NORTH MEDICAL CENTER		1	9	90%	10
LAKE BALDWIN CBOC		9	1	10%	10
DOCTORS MEMORIAL FAMILY MEDICINE			10	100%	10
Diatherix Laboratories, LLC		3	7	70%	10
LABCORP - MIAMI		4	6	60%	10
ADVENT HEALTH SEBRING			9	100%	9
DOCTOR'S IN HOUSE LABORATORY			9	100%	9
BAY PINES VA		1	8	89%	9
NEW YORK STATE ELR - LOURDES HOSPITAL INC		9			9
FLORIDA HOSPITAL LABS			9	100%	9
GENEDX		6	3	33%	9
MICHIGAN DEPARTMENT OF HEALTH AND HUMAN SERVICES			9	100%	9
KEYS MEDICAL GROUP			9	100%	9
INTERLACHEN PEDIATRICS		6	3	33%	9
BAY CARE OCCUPATIONAL CLINIC			9	100%	9
HUNTINGTON HOSPITAL LABORATORY		8	1	11%	9
NEW YORK STATE ELR - VASSAR BROTHERS MEDICAL CENTER LABORATORY		9			9
CENTRA CARE - SAND LAKE			9	100%	9
ACADIAN DIAGNOSTIC LABORATORIES		8	1	11%	9
NEW YORK STATE ELR - GOOD SAMARITAN HOSPITAL LABORATORY		9			9
WOLFSON (USE BAPTIST)			8	100%	8
SYLVESTER AT PLANTATION LABORATORY		7	1	13%	8
PRATTVILLE BAPTIST HOSPITAL		7	1	13%	8
AFC URGENT CARE			8	100%	8
UMHC/SYLVESTER AT KENDALL		1	7	88%	8
ST. JOSEPH HOSPITAL AND HEALTH CARE INC.			8	100%	8
GENEUS DIAGNOSTICS			8	100%	8
NEW YORK STATE ELR - NORTH CENTRAL BRONX HOSP		7	1	13%	8
DOCTOR'S IN HOUSE LAB			8	100%	8
COMMUNITY HEALTH CENTER		2	6	75%	8
THE COMMONWEALTH OF MASSACHUSETTS			8	100%	8
NEW YORK STATE ELR - ST PETER'S BENDER LABORATORY		8			8
ABBOTT			8	100%	8
NEW YORK STATE ELR - JAMES J PETERS VA MEDICAL CENTER		6	2	25%	8
BAYCARE LABORATORIES			8	100%	8
ADVENTHEALTH CENTRA CARE LAKE MARY		2	6	75%	8
NEIGHBORHOOD MEDICAL CENTER		8			8
SPORTS DRUG TESTING LABORATORY			8	100%	8
X-GENE MOLECULAR LABS		1	7	88%	8
STATE LAB		1	7	88%	8
NORTH CAROLINA DEPARTMENT OF HEALTH & HUMAN SERVICES			8	100%	8
Point of Care Testing			8	100%	8

COVID-19: testing by laboratory

Data through Aug 24, 2020 verified as of Aug 25, 2020 at 09:25 AM

Data in this report are provisional and subject to change.

The numbers in the table below represent the number of Florida and non-Florida residents for whom test results were received by the Department of Health. A person can be tested by more than one laboratory and can have both positive and negative results. **Therefore, the sum of the numbers in each column will be larger than the total number of people tested.**

Reporting lab	Inconclusive	Negative	Positive	Percent positive	Total
LEE MEMORIAL HEALTH PARK LAB			8	100%	8
BAYONET POINT MEDICAL CENTER			8	100%	8
ST VINCENT'S EAST LABORATORY		7	1	13%	8
ST CATHERINE OF SIENA HOSPITAL		7			7
WATSON CLINIC LLP MAIN			7	100%	7
MHHS All Lab Subsection		7			7
ARCHBOLD MEMORIAL HOSPITAL/LAB		3	4	57%	7
BOZEMAN HEALTH DEACONESS HOSPITAL		4	3	43%	7
NEW YORK STATE ELR - HUDSON VALLEY HOSPITAL CENTER LABORATORY		6	1	14%	7
NORTH BAY HOSPITAL			7	100%	7
COMMUNITY HEALTH NORTHWEST FLORIDA			7	100%	7
BIOFIRE			7	100%	7
NEW YORK STATE ELR - LABORATORY ALLIANCE OF CENTRAL NEW		7			7
ORMOND BEACH CENTRA CARE			7	100%	7
LONGLEAF DIAGNOSTIC LABORATORIES		2	5	71%	7
FLORIDA DEPARTMENT OF HEALTH IN HILLSBOROUGH COUNTY			7	100%	7
FLORIDA CLINICAL LAB			7	100%	7
ROCKLEDGE			7	100%	7
HEALTHMARK REGIONAL HOSPITAL LAB		3	4	57%	7
UNIVERSITY HOSPITAL - STONY BROOK EASTERN		7			7
CLEVELAND CLINIC			7	100%	7
FLORIDA HOSPITAL KISSIMMEE		4	3	43%	7
NORTHWEST FLORIDA COMMUNITY HOSPITAL		1	6	86%	7
NEW YORK PRESBYTERIAN - ALLEN HOSPITAL		7			7
FLORIDA DEPARTMENT OF HEALTH IN LAKE COUNTY		3	4	57%	7
CENTRA CARE-LBV			7	100%	7
CANTON-POTSDAM HOSPITAL LABORATORY		7			7
NORTHWELL HEALTH PLAINVIEW HOSPITAL LABORATORY		5	2	29%	7
NOAH CLINICAL LABORATORY			7	100%	7
PECONIC BAY MEDICAL CENTER LABORATORY		6	1	14%	7
NO NAME		5	2	29%	7
SOUTHEAST ALABAMA MEDICAL CENTER			7	100%	7
MONTEFIORE NEW ROCHELLE HOSPITAL		6			6
LABCORP BURLINGTON CYTO		5	1	17%	6
SPECIALITY LABORATORIES,INC		5	1	17%	6
STATEN ISLAND UNIVERSITY HOSPITAL-POUCH		6			6
ACH			6	100%	6
MINUTE CLINIC LLC #2216		6			6
MICHIGAN DEPARTMENT OF COMMUNITY HEALTH		1	5	83%	6
FLORIDA WOMAN CARE LABORATORY			6	100%	6
CREATIVE TESTING SOLUTIONS			6	100%	6
ADVENTHEALTH PEDIATRICS/LAKE MARY PEDS		5	1	17%	6
COVANCE CENTRAL LABORATORY			6	100%	6
BAYCARE MEDICAL GROUP INC			6	100%	6
LAB CORP OF AMERICA		2	4	67%	6
NEW YORK STATE ELR - JAMAICA HOSPITAL MEDICAL CENTER		6			6
TRUE HEALTH DIAGNOSTICS		1	5	83%	6

COVID-19: testing by laboratory

Data through Aug 24, 2020 verified as of Aug 25, 2020 at 09:25 AM

Data in this report are provisional and subject to change.

The numbers in the table below represent the number of Florida and non-Florida residents for whom test results were received by the Department of Health. A person can be tested by more than one laboratory and can have both positive and negative results. **Therefore, the sum of the numbers in each column will be larger than the total number of people tested.**

Reporting lab	Inconclusive	Negative	Positive	Percent positive	Total
ADVENTHEALTH CENTRA CARE ORMOND BEACH			6	100%	6
ST ELIZABETH MEDICAL CENTER LABORATORY		6			6
LONGWOOD FAMILY PRACTICE		6			6
LABCORP NEW PORT RICHEY			6	100%	6
PATHOGENIUS LABORATORIES		2	4	67%	6
QUOTIENT SCIENCES			6	100%	6
Maury Regional Hospital		4	2	33%	6
MASSACHUSETTS GENERAL HOSPITAL		1	5	83%	6
ST JOSEPH HOSPITAL		5	1	17%	6
BROOKWOOD BAPTIST MEDICAL CENTER		6			6
HEALTH CARE LABORATORY SERVICES			6	100%	6
HEART OF FLORIDA HMA			6	100%	6
TAMIAMI LAB MILLENIUM			6	100%	6
BIOCEPT			6	100%	6
LEE MEMORIAL LAB GULF COAST			6	100%	6
GENE STREET LABORATORIES, LLC		6			6
LEE COUNTY HEALTH DEPARTMENT		4	2	33%	6
SANTA ROSA MEDICAL CENTER CLINICAL LAB		2	4	67%	6
THE VILLAGES CLINICAL LAB		4	1	20%	5
NEW YORK STATE ELR - SOUTHSIDE HOSPITAL NORTHWELL HEALTH LABORATORY		4	1	20%	5
Cleveland Clinic Laboratories		1	4	80%	5
INDIAN RIVER CHD VERO BEACH		4	1	20%	5
UNKNOWN LAB			5	100%	5
ADVENTHEALTH CENTRA CARE CITRUS PARK			5	100%	5
MANATEE PEDIATRICS			5	100%	5
JFK MEDICAL CENTER NORTH LAB			5	100%	5
LAKELAND REGIONAL HEALTH			5	100%	5
LAWTON CHILES HEALTH CENTER			5	100%	5
CHEMISYS LABORATORIES			5	100%	5
ADVENTHEALTH CENTRA CARE BRANDON			5	100%	5
DOH JACKSONVILLE CENTRAL LABORATORY		3	2	40%	5
LEHIGH VALLEY HOSPITAL		3	2	40%	5
DCH REGIONAL MEDICAL CENTER LABORATORY		5			5
CHILDREN'S HOSPITAL OF PHILADELPHIA		5			5
DALE MEDICAL CENTER		2	3	60%	5
NICHOLS INSTITUTE QUEST DIAGNOSTICS		2	3	60%	5
CENTRA CARE - APOPKA			5	100%	5
TOTAL ACCESS URGENT CARE			5	100%	5
BIO-REFERENCE LABORATORIES			5	100%	5
COMMUNITY HEALTH OF SOUTH FLORIDA			5	100%	5
COLORADO DEPARTMENT OF PUBLIC HEALTH AND ENVIRONMENT			5	100%	5
BROWARD COUNTY HEALTH DEPT.			5	100%	5
ARNOT OGDEN MEDICAL CENTER LABORATORY		5			5
FAST TRACK URGENT CARE CENTER - WESTCHASE			5	100%	5
AIM LABORATORIES			5	100%	5
BIOTECH			5	100%	5
FRANCES WARDE MEDICAL LABORATORY		2	3	60%	5

COVID-19: testing by laboratory

Data through Aug 24, 2020 verified as of Aug 25, 2020 at 09:25 AM

Data in this report are provisional and subject to change.

The numbers in the table below represent the number of Florida and non-Florida residents for whom test results were received by the Department of Health. A person can be tested by more than one laboratory and can have both positive and negative results. **Therefore, the sum of the numbers in each column will be larger than the total number of people tested.**

Reporting lab	Inconclusive	Negative	Positive	Percent positive	Total
LABCORP DIAGNOSTICS-MIAMI		2	3	60%	5
BOCA RATON REGIONAL HOSPITAL LAB			5	100%	5
LABCORP - NAPLES			5	100%	5
AEL KNOXVILLE			5	100%	5
XRL SXF REF LAB		5			5
ST ANTHONY NORTH			5	100%	5
UPMC HEALTH SYSTEM		4	1	20%	5
ADVENTHEALTH CENTRA CARE DAYTONA BEACH			5	100%	5
TMH PHYSICIAN PARTNERS - MONTICELLO		5			5
ASCENSION ST. VINCENT'S PRIMARY CARE			5	100%	5
EMERALD COAST URGENT CARE			5	100%	5
NORTHSHORE UNIVERSITY HEALTHSYSTEM EVANSTON HOSPITAL LAB			4	100%	4
PEDIATRIC HEALTH CARE ALLIANCE			4	100%	4
BAPTIST MEDICAL CENTER EAST		2	2	50%	4
NEW HAMPSHIRE DEPARTMENT OF HEALTH AND HUMAN SERVICES		3	1	25%	4
BAPTIST MEDICAL PLAZA AT DORAL URGENT CARE CENTER		4			4
PRECISION LABS LLC		1	3	75%	4
NEWYORK-PRESBYTERIAN/ LAWRENCE HOSPITAL LABORATORY		4			4
AURORA DIAGNOSTICS			4	100%	4
WEST PACIFIC MEDICAL LABORATORY			4	100%	4
AMEERAH LABS			4	100%	4
NEW YORK STATE ELR - BROOKLYN HOSPITAL CENTER DOWNTOWN CAMPUS		4			4
WALGREENS NO 09204		4			4
NEW YORK STATE ELR - SAMARITAN HOSPITAL LABORATORY		4			4
OKLAHOMA STATE UNIVERSITY DIAGNOSTIC LAB			4	100%	4
HEALTHQUEST LABORATORIES			4	100%	4
BEAUMONT LABORATORY			4	100%	4
DORAL URGENT CARE			4	100%	4
ILLINOIS DEPT OF PUBLIC HEALTH LAB - SPRINGFIELD			4	100%	4
CVS PHARMACY # 10423		4			4
MALABAR/ADVENT CENTRA CARE			4	100%	4
ST VINCENT'S CHILTON		3	1	25%	4
MINUTECLINIC DIAGNOSTIC OF RHODE ISLAND, LLC #212		4			4
MINUTECLINIC DIAGNOSTIC OF TEXAS, LLC		4			4
THOMAS JEFFERSON UNIVERSITY HOSPITAL		4			4
DTR LABS		3	1	25%	4
COVENIENT CARE MEDICAL CLINIC			4	100%	4
METROPOLITAN HOSPITAL CENTER		4			4
MEDLOGIC, LLC		1	3	75%	4
IRL MARKET LAB			4	100%	4
CAPITAL HEALTH PLAN LABORATORIES			4	100%	4
DAVITA LABORATORY		4			4
VA GULF COAST VETERANS HEALTH CARE SYSTEM			4	100%	4
SOUTHWESTERN REGIONAL MEDICAL CENTER - TULSA		4			4
QUEST DIAGNOSTICS- MELBOURNE			4	100%	4
METHODIST MEDICAL CENTER		3	1	25%	4
METRO KNOXVILLE HMA		4			4

COVID-19: testing by laboratory

Data through Aug 24, 2020 verified as of Aug 25, 2020 at 09:25 AM

Data in this report are provisional and subject to change.

The numbers in the table below represent the number of Florida and non-Florida residents for whom test results were received by the Department of Health. A person can be tested by more than one laboratory and can have both positive and negative results. **Therefore, the sum of the numbers in each column will be larger than the total number of people tested.**

Reporting lab	Inconclusive	Negative	Positive	Percent positive	Total
INTERMOUNTAIN CENTRAL LAB		1	3	75%	4
INTERMARKET FACILITY			4	100%	4
GENUS3		1	3	75%	4
STATEN ISLAND UNIVERSITY HOSPITAL		4			4
FLORIDA HOSPITAL		1	3	75%	4
GENUS DIAGNOSTICS			4	100%	4
GATEWAY/ADVENT CENTRA CARE			4	100%	4
STATEN ISLAND UNIVERSITY HOSPITAL SEGUINE AVE		4			4
FINLAY C. LABORATORY		3	1	25%	4
FISHERMEN'S HOSPITAL			4	100%	4
BAY CARE			4	100%	4
TA LABCORP TAMPA			4	100%	4
EXPRESS TESTING-ONE			4	100%	4
MISSOURI DEPARTMENT OF HEALTH AND SENIOR SERVICES			4	100%	4
LINCOLN MEDICAL AND MENTAL HEALTH CENTER		4			4
QUEST DIAGNOSTIC INC TECHINICAL			4	100%	4
EMERGENCY MEDICAL CENTER			4	100%	4
BAPTIST PRIMARY CARE		1	3	75%	4
QUEST DIAGNOSTIC			4	100%	4
BAY VIEW HEALTHCARE		4			4
NORTH BROWARD HOSPITAL DISTRICT HEALTHCARE FOR THE HOMELESS			3	100%	3
LAKE WALES MEDICAL CENTER INC			3	100%	3
LABCORP RARITAN		3			3
UCLA HEALTHCARE CLINICAL LABS			3	100%	3
COMMUNITY HEALTH CENTERS OF PINELLAS, INC.			3	100%	3
JOE DIMAGGIO CHILDREN'S HOSPITAL		1	2	67%	3
JOHNS HOPKINS MEDICAL LABORATORIES		1	2	67%	3
NORTHERN DUTCHESS HOSPITAL LABORATORY		3			3
NORTH NAPLES HOSPITAL RESPIRATORY THERAPY DEPARTMENT			3	100%	3
SOUTH GEORGIA MEDICAL CENTER			3	100%	3
COUNTY OF LOS ANGELES			3	100%	3
KEY WEST URGENT CARE, INC		3			3
PINELLAS COUNTY HEALTH DEPARTMENT		2	1	33%	3
SHELBY BAPTIST MEDICAL CENTER		1	2	67%	3
ALACHUA COUNTY HEALTH DEPARTMENT			3	100%	3
CORAL GABLES HOSPITAL			3	100%	3
SIGNATURE CARE PFLUGERVILLE			3	100%	3
TROY REGIONAL MEDICAL CENTER		2	1	33%	3
EISENHOWER ARMY MEDICAL CENTER			3	100%	3
FAMILY HEALTH CENTERS OF SWF LABS			3	100%	3
FAST TRACK URGENT CARE CENTER - BRANDON			3	100%	3
ST LUKES HOSPITAL LABORATORY		2	1	33%	3
GULF COAST MEDICAL GROUP			3	100%	3
WOODHULL MEDICAL AND MENTAL HEALTH CTR		3			3
PALMS WEST HOSPITAL			3	100%	3
SUNCOAST URGENT CARE			3	100%	3
MARSHALL MEDICAL CENTER SOUTH LAB		2	1	33%	3

COVID-19: testing by laboratory

Data through Aug 24, 2020 verified as of Aug 25, 2020 at 09:25 AM

Data in this report are provisional and subject to change.

The numbers in the table below represent the number of Florida and non-Florida residents for whom test results were received by the Department of Health. A person can be tested by more than one laboratory and can have both positive and negative results. **Therefore, the sum of the numbers in each column will be larger than the total number of people tested.**

Reporting lab	Inconclusive	Negative	Positive	Percent positive	Total
PALM BEACH COUNTY HEALTH DEPARTMENT LABORATORY			3	100%	3
ACCESS HEALTH CARE		2	1	33%	3
FLORIDA CLINICAL LABORATORY - BIOREFERENCE LABORATORIES		2	1	33%	3
SSM HEALTH ST LOUIS MICROBIOLOGY LABORATORY		1	2	67%	3
PENNSYLVANIA DEPARTMENT OF HEALTH BUREAU OF LABORATORIES			3	100%	3
NOVANT HEALTH INPATIENT CARE			3	100%	3
JACKSON SOUTH COMMUNITY HOSPITAL LAB			3	100%	3
DEACONESS HOSPITAL			3	100%	3
IOWA DEPARTMENT OF PUBLIC HEALTH			3	100%	3
DOCTORS URGENT CARE			3	100%	3
DOH-TAMPA BRANCH LABORATORY (MLK BLVD)			3	100%	3
ADVENT HEALTH NEW SMYRNA BEACH			3	100%	3
ILLINOIS DEPARTMENT OF PUBLIC HEALTH			3	100%	3
TIMBER RIDGE LABORATORY			3	100%	3
DOCTOR'S IN-HOUSE LAB/COMMUNITY HEALTH CENTERS OF PINELLAS -PINELLAS P			3	100%	3
PRIMARY CARE OF THE TREASURE COAST			3	100%	3
NEW YORK STATE ELR - ORANGE REGIONAL MEDICAL CENTER LABORATORY		3			3
WESLEY CHAPEL INTERNAL MEDICINE AND PEDIATRICS			3	100%	3
BAYFRONT HEALTH PUNTA GORDA			3	100%	3
WAKEMED		1	2	67%	3
CELAL GUROL ERBAY, MD			3	100%	3
MONTANA PUBLIC HEALTH LAB			3	100%	3
MAKO MEDICAL LABORATORIES			3	100%	3
RIVERVIEW REGIONAL MEDICAL CENTER		3			3
MIAMI CANCER INSTITUTE			3	100%	3
NEW YORK STATE ELR - LONG ISLAND JEWISH MED CTR		3			3
BIODESIX, INC.		3			3
VIRGINIA DIVISION OF CONSOLIDATED LABORATORIES			3	100%	3
NEW YORK STATE ELR - JACOBI MEDICAL CENTER		3			3
BEEBE MEDICAL CENTER LABORATORY		3			3
VA OUTPATIENT			3	100%	3
CALHOUN LIBERTY HOSPITAL			3	100%	3
PRECISION GENETICS			3	100%	3
VIRTUA VOORHEES HOSPITAL		3			3
QUEST ELR		2	1	33%	3
CENTRA CARE - LAKE NONA		1	2	67%	3
WALGREENS #17132		3			3
CENTRAL FLORIDA HEALTH CARE INC			3	100%	3
WALGREENS #5317		3			3
QUATRACOR PLLC		3			3
WALGREENS #03413		2	1	33%	3
BARONESS ERLANGER HOSPITAL		3			3
BAYCARE OUTREACH LABORATORY HOSPITAL			3	100%	3
NAPHCARE, INC.			3	100%	3
WALGREENS #10775		3			3
PUBLIC HEALTH LAB		3			3
MONTEFIORE ST LUKE'S CORNWALL HOSPITAL		2	1	33%	3

COVID-19: testing by laboratory

Data through Aug 24, 2020 verified as of Aug 25, 2020 at 09:25 AM

Data in this report are provisional and subject to change.

The numbers in the table below represent the number of Florida and non-Florida residents for whom test results were received by the Department of Health. A person can be tested by more than one laboratory and can have both positive and negative results. **Therefore, the sum of the numbers in each column will be larger than the total number of people tested.**

Reporting lab	Inconclusive	Negative	Positive	Percent positive	Total
SAMARITAN MEDICAL CENTER		3			3
CENTRA CARE HUNTER'S CREEK			3	100%	3
AMERICAN FAMILY CARE- ORANGE BEACH			3	100%	3
QUEENS HOSPITAL CENTER		2			2
TANNER MEDICAL CENTER EAST AL		2			2
WATAUGA MEDICAL CENTER		1	1	50%	2
WALGREENS #04834		2			2
VIRACOR		1	1	50%	2
THOMAS LANGLEY			2	100%	2
WALGREENS #07388		2			2
PREMIER LABORATORY SERVICES, LLC			2	100%	2
PREMIER MEDICAL LABORATORY			2	100%	2
PATIENT FIRST - ALLENTOWN			2	100%	2
WALGREENS #09353		2			2
ST PETERSBURG PEDIATRICS-EAST BAY			2	100%	2
WALGREENS # 03852		2			2
TALLAHASSEE MEMORIAL HEALTHCARE FAMILY MED RESIDENCY			2	100%	2
WALGREENS #6637		2			2
THE UNIVERSITY OF VERMONT MEDICAL CENTER		2			2
VRL EUROFINIS			2	100%	2
THE TERRACE OF JACKSONVILLE			2	100%	2
VIRTUA MEMORIAL HOSPITAL BURLINGTON COUNTY			2	100%	2
ST. JOSEPH REGIONAL MEDICAL CENTER			2	100%	2
QUEST DIAGNOSTICS INCORPORATED			2	100%	2
WALGREENS #11293		2			2
SHARP MEMORIAL HOSPITAL MICROBIOLOGY DEPT			2	100%	2
UC CORAL GABLES			2	100%	2
SANFORD REGIONAL HOSPITAL WORTHINGTON		2			2
UNIVERSITY OF MIAMI			2	100%	2
SANFORD MOBILE LAB			2	100%	2
RUSH UNIVERSITY MEDICAL CENTER LABORATORY			2	100%	2
URGENT CARE TCMA			2	100%	2
UAB		1	1	50%	2
UNIVERSITY OF WASHINGTON MEDICAL CENTER			2	100%	2
POINT WASHINGTON MEDICAL CLINIC			2	100%	2
UNIVERSITY HOSPITAL OF BROOKLYN		2			2
SARASOTA MEMORIAL MEDICAL URGENT CARE CENTER			2	100%	2
UNIVERSITY OF KANSAS MEDICAL CENTER			2	100%	2
UNIVERSITY OF CHICAGO MEDICAL CENTER LAB			2	100%	2
UNIVERSITY HOSPITAL			2	100%	2
UK HEALTHCARE			2	100%	2
SANFORD SOUTH UNIVERSITY		2			2
UNIVERSITY OF MARYLAND MEDICAL CENTER			2	100%	2
SCDHEC BUREAU OF LABORATORIES			2	100%	2
TREASURE COAST COMMUNITY HEALTH			2	100%	2
VERMONT DEPARTMENT OF HEALTH LABORATORY		1	1	50%	2
QUEST DIAGNOSTICS-OCALA-SW HIGHWAY 200		2			2

COVID-19: testing by laboratory

Data through Aug 24, 2020 verified as of Aug 25, 2020 at 09:25 AM

Data in this report are provisional and subject to change.

The numbers in the table below represent the number of Florida and non-Florida residents for whom test results were received by the Department of Health. A person can be tested by more than one laboratory and can have both positive and negative results. **Therefore, the sum of the numbers in each column will be larger than the total number of people tested.**

Reporting lab	Inconclusive	Negative	Positive	Percent positive	Total
QUEST DIAGNOSTICS-OCALA-SE 3RD		2			2
ST CHARLES HOSPITAL LABORATORY		2			2
TITUSVILLE/ADVENT CENTRA CARE			2	100%	2
VIGILINT HEALTHCARE		1	1	50%	2
ST JOSEPHS CHILDRENS HOSPITAL OUTREACH			2	100%	2
PCB CLINIC			2	100%	2
UT MEMPHIS UNIVERSITY HEALTH SERVICES			2	100%	2
TUFTS MEDICAL CENTER			2	100%	2
WHOLE CHILD PEDIATRICS			2	100%	2
PIEDMONT HOSPITAL LAB			2	100%	2
ROCKEFELLER UNIVERSITY CLINICAL GENOMICS LABORATOR		2			2
SOUTHEAST GEORGIA HEALTH SYSTEM			2	100%	2
SPARROW CENTRAL LAB			2	100%	2
RICHMOND UNIVERSITY MEDICAL CENTER		1	1	50%	2
RIVERSIDE MEDICAL GROUP		1	1	50%	2
PHYSICIANS LABORATORY SERVICES			2	100%	2
INTERNAL MEDICINE ASSOCIATES-DUNELLON			2	100%	2
CVS PHARMACY, INC DBA CVS/PHARMACY #10581		2			2
MEMORIAL SLOAN KETTERING CANCER CENTER		1	1	50%	2
MI2297090CV HOLLAND-23D2189684		2			2
MINUTECLINIC DIAGNOSTIC OF RHODE ISLAND, LLC #590		2			2
MINUTECLINIC DIAGNOSTIC		1	1	50%	2
MIDMICHIGAN MEDICAL CENTER			2	100%	2
MEDRITE			2	100%	2
JACKSON LABORATORY OF GENOMIC MEDICINE		2			2
CONNECTDX			2	100%	2
CONSOLIDATED LABORATORY SERVICES			2	100%	2
BETH ISRAEL DEACONESS MEDICAL CENTER			2	100%	2
BFT LAB			2	100%	2
BIO-TECH CLINICAL LABORATORIES			2	100%	2
HOME ACCESS HEALTH			2	100%	2
NEW YORK STATE ELR - AUBURN COMMUNITY HOSPITAL		2			2
GRAND ST PAUL CVS		2			2
NEW YORK STATE DEPARTMENT OF HEALTH		1	1	50%	2
NEW YORK STATE ELR - BELLEVUE HOSPITAL CENTER DEPARTMENT		2			2
NEW YORK STATE ELR - GLENS FALLS HOSPITAL DEPARTMENT OF PATHOLOGY		2			2
NEW YORK STATE ELR - ERIE COUNTY PUBLIC HEALTH CLINICAL		2			2
NEW YORK STATE ELR - COLUMBIA MEMORIAL HOSPITAL LABORATORY		2			2
HELIX DIAGNOSTICS			2	100%	2
MONROE COUNTY HOSPITAL		2			2
BAYFRONT MEDICAL			2	100%	2
HEALTH FIRST IBM-UX			2	100%	2
GUTHRIE MEDICAL GROUP LABORATORIES		2			2
NEBRASKA MEDICAL CENTER			2	100%	2
BAY CARE LAB SERVICES/ST. ANTHONY'S HOSPITAL			2	100%	2
BIRMINGHAM VAMC		1	1	50%	2
LABCORP - LEESBURG			2	100%	2

COVID-19: testing by laboratory

Data through Aug 24, 2020 verified as of Aug 25, 2020 at 09:25 AM

Data in this report are provisional and subject to change.

The numbers in the table below represent the number of Florida and non-Florida residents for whom test results were received by the Department of Health. A person can be tested by more than one laboratory and can have both positive and negative results. **Therefore, the sum of the numbers in each column will be larger than the total number of people tested.**

Reporting lab	Inconclusive	Negative	Positive	Percent positive	Total
LOWELL GENERAL HOSPITAL			2	100%	2
LINCOLN DIAGNOSTIC LAB		2			2
CAREWELL 301 - WARWICK			2	100%	2
Cleveland Clinic Weston			2	100%	2
CAPTAIN JAMES A. LOVELL FEDERAL HEALTHCARE CENTER			2	100%	2
MADISON COUNTY MEMORIAL HOSP		1	1	50%	2
LAKE MARY KIDS CENTRA CARE			2	100%	2
CELERION			2	100%	2
LABCORP PHOENIX			2	100%	2
LEESBURG REGIONAL MEDICAL CENTER		1	1	50%	2
LABCORP - OHIO			2	100%	2
LEGACY LABORATORY SERVICES			2	100%	2
LABCORP - STUART		1	1	50%	2
MAILBOX DIAGNOSTICS		1	1	50%	2
JOHNSON CITY MEDICAL CENTER		1	1	50%	2
JRS LABORATORY			2	100%	2
MAYO			2	100%	2
COMPUNET CLINICAL LAB			2	100%	2
JOHN D. ARCHBOLD MEM. HOSPITAL			2	100%	2
BLOUNT MEMORIAL HOSPITAL		2			2
CONEMAUGH MEMORIAL MEDICAL CENTER		2			2
YORK HOSPITAL - LABORATORY			2	100%	2
CAPE COD HOSPITAL			2	100%	2
MAINSTREET FAMILY CARE			2	100%	2
LABCORP - BRANDON		2			2
KETTERING HEALTH			2	100%	2
COLLIER COUNTY HEALTH DEPT.			2	100%	2
LAB CORP PHOENIX			2	100%	2
AMERICAN MEDICAL LABORATORIES			2	100%	2
OHIO STATE UNIVERSITY MEDICAL CENTER			2	100%	2
OKLAHOMA STATE DEPARTMENT OF HEALTH-PUBLIC HEALTH LABORATORY			2	100%	2
OHIO DEPARTMENT OF HEALTH LABORATORY		2			2
NORTHERN LIGHT LABORATORY			2	100%	2
EXECUTIVE MEDICAL SERVICES		2			2
GEISINGER MEDICAL CENTER		2			2
NORTH DAKOTA DEPT OF HEALTH MICROBIOLOGY			2	100%	2
OMNICARE PHARMACY OF TEXAS 1, LP DBA OMNICARE		2			2
EVERLYWELL		2			2
ADVANCED URGENT CARE CENTER OF THE UPPER KEYS			2	100%	2
OMNI			2	100%	2
FLORIDA HEALTH CARE PLANS			2	100%	2
NORTH FLORIDA PEDIATRICS JASPER			2	100%	2
FLORIDA PEDIATRICS			2	100%	2
ALABAMA DEPARTMENT OF PUBLIC HEALTH			2	100%	2
FORT SANDERS REGIONAL LABORATORY		2			2
NOT INDICATED			2	100%	2
NOVADIX		2			2

COVID-19: testing by laboratory

Data through Aug 24, 2020 verified as of Aug 25, 2020 at 09:25 AM

Data in this report are provisional and subject to change.

The numbers in the table below represent the number of Florida and non-Florida residents for whom test results were received by the Department of Health. A person can be tested by more than one laboratory and can have both positive and negative results. **Therefore, the sum of the numbers in each column will be larger than the total number of people tested.**

Reporting lab	Inconclusive	Negative	Positive	Percent positive	Total
NOVANT HEALTH GOHEALTH URGENT CARE-HARRISBURG			2	100%	2
FLORIDA MEDICAL CLINIC PA		2			2
EXOSOME DIAGNOSTICS		2			2
ALVERNO CLINICAL LABORATORIES			2	100%	2
FAST TRACK URGENT CARE CENTER - WESLEY CHAPEL			2	100%	2
ALTRU DIAGNOSTICS INC			2	100%	2
GALEN BAYLOR EXTENSION		2			2
FAST TRACK URGENT CARE CENTER - SOUTH TAMPA			2	100%	2
ALLIANCE LABS @LRMC			2	100%	2
NLC LABS			2	100%	2
ENGLEWOOD HOSPITAL AND MEDICAL CENTER			2	100%	2
ARNOLD PALMER HOSPITAL LABORATORY			2	100%	2
ADVANCED LAB			2	100%	2
FLORIDA CLINICAL LABORATORY INC			2	100%	2
GEORGIA DEPARTMENT OF PUBLIC HEALTH			2	100%	2
ONSLow MEMORIAL HOSPITAL LABORATORY		2			2
ADVANCED MEDICAL CARE			2	100%	2
FCHC (OB)-DARWIN SQUARE CTR.			2	100%	2
NEW YORK STATE ELR - NEW YORK PRESBYTERIAN-LOWER MANHATTAN		2			2
ERIE COUNTY MEDICAL CTR CLINICAL LABS		2			2
NEW YORK STATE ELR - LONG ISLAND JEWISH VALLEY STREAM		2			2
CHARLOTTE CHD PORT CHARLOTTE		1			1
FIT4LIFE MEDICAL CENTER			1	100%	1
CHATSWORTH ASSISTED LIVING COMMUNITY AT PGA NATIONAL			1	100%	1
UNIVERSITY OF BALTIMORE WASHINGTON MEDICAL CENTER			1	100%	1
UNIVERSITY OF FLORIDA			1	100%	1
COLORADO DEPARTMENT OF HEALTH LABORATORY SERVICES DIVISION			1	100%	1
CGH MEDICAL CENTER			1	100%	1
FALMOUTH BY THE SEA			1	100%	1
SV MOBILE HEALTH			1	100%	1
UNIVERSITY OF IOWA HOSPITALS & CLINICS			1	100%	1
COCOA BEACH/ADVENT CENTRA		1			1
UNITED LABORATORY SERVICE			1	100%	1
UNITED HEALTHCARE			1	100%	1
CLIFTON-FINE HOSPITAL LABORATORY		1			1
FIRST CARE - MIDDLESBORO			1	100%	1
CLEVELAND CLINIC OHIO LABORATORIES			1	100%	1
FHCP-ORANGE CITY			1	100%	1
CITRUS PARK			1	100%	1
UNITED CLINICAL LABORATORIES			1	100%	1
COASTAL MEDICAL LAB			1	100%	1
UNIVERSITY HOSPITALS OF CLEVELAND			1	100%	1
UNIVERSITY LAB			1	100%	1
SYNERGENE LABORATORY			1	100%	1
CHP COVID-19 (TX)			1	100%	1
UNC HOSPITAL/MCLENDON CLINICAL LABORATORIES			1	100%	1
CHIEFLAND MEDICAL CENTER			1	100%	1

COVID-19: testing by laboratory

Data through Aug 24, 2020 verified as of Aug 25, 2020 at 09:25 AM

Data in this report are provisional and subject to change.

The numbers in the table below represent the number of Florida and non-Florida residents for whom test results were received by the Department of Health. A person can be tested by more than one laboratory and can have both positive and negative results. **Therefore, the sum of the numbers in each column will be larger than the total number of people tested.**

Reporting lab	Inconclusive	Negative	Positive	Percent positive	Total
DOCTOR'S WALK-IN CLINIC / QUEST DIAGNOSTICS			1	100%	1
TIMPANOGOS REGIONAL HOSPITAL			1	100%	1
TIEHH BIOTERRORISM RESPONSE LAB			1	100%	1
DOCTORS CLINICAL LABORATORY, INC			1	100%	1
DOCTOR'S IN-HOUSE LAB/COMMUNITY HEALTH CENTERS OF PINELLAS - JOHNNIE R			1	100%	1
DMH STEINHATCHEE FAMILY MEDICINE			1	100%	1
DHEC - S.C PUBLIC HEALTH LAB			1	100%	1
ETHOS LABORATORIES		1			1
DOCS URGENT CARE			1	100%	1
TMH EC NORTHEAST LABORATORY			1	100%	1
DSI LABORATORIES-NAPLES-7TH			1	100%	1
THE CHILDREN'S HOSPITAL OF PHILADELPHIA		1			1
EDGAR PRICE FAMILY & CHILDREN HEALTHCARE CENTER			1	100%	1
ELITE CARE			1	100%	1
EGL GENETICS DIAGNOSTICS			1	100%	1
THE HEART HOSPITAL BAYLOR PLANO			1	100%	1
DUKE HEALTH REGIONAL HOSPITAL			1	100%	1
TEXAS DEPARTMENT OF STATE HEALTH SERVICES			1	100%	1
EAST TENNESSEE STATE UNIVERSITY		1			1
ELMHURST MEMORIAL HOSPITAL			1	100%	1
ECLRS			1	100%	1
TENNESSEE DOH - KNOXVILLE			1	100%	1
TAMPA GENERAL MEDICAL GROUP LABORATORY HEALTHPARK			1	100%	1
EXPRESS GENE MOLECULAR DIAGNOSTICS LABORATORY			1	100%	1
CQUENTIA NGS, LLC			1	100%	1
TRUMAN MEDICAL CENTER - HOSPITAL HILL			1	100%	1
CVS UT2297068CV SALT LAKE CITY		1			1
UF KANAPAHA LAB BEAKER		1			1
COMMONWEALTH OF MASSACHUSETTS			1	100%	1
EXPRESS LAB LIVINGSTON			1	100%	1
CONEY ISLAND HOSPITAL		1			1
TAMPA		1			1
CVS/PHARMACY #10373		1			1
DELAWARE DIAGNOSTICS LABS			1	100%	1
DEKALB MEDICAL CENTER LABORATORY			1	100%	1
DEPARTMENT OF HEALTH AND HUMAN SERVICES DIVISION OF BEHAVIORAL HEALTH		1			1
DERMDX, DIV OF AURORA DIAGNOSTICS/BERNHARDT LAB		1			1
DEPARTMENT OF PATHOLOGY ROME MEMORIAL		1			1
DACH MAIN LAB			1	100%	1
CVS/PHARMACY #12000		1			1
TRINITAS REGIONAL MEDICAL CENTER			1	100%	1
DALLAS MEDICAL CENTER			1	100%	1
EXCEL URGENT CARE OF NJ			1	100%	1
CFCH - FROSTPROOF			1	100%	1
BAPTIST HEALTH EXPRESS CARE AT KEY BISCAYNE			1	100%	1
WALGREENS #19348		1			1
BAPTIST ER TOWN CTR			1	100%	1

COVID-19: testing by laboratory

Data through Aug 24, 2020 verified as of Aug 25, 2020 at 09:25 AM

Data in this report are provisional and subject to change.

The numbers in the table below represent the number of Florida and non-Florida residents for whom test results were received by the Department of Health. A person can be tested by more than one laboratory and can have both positive and negative results. **Therefore, the sum of the numbers in each column will be larger than the total number of people tested.**

Reporting lab	Inconclusive	Negative	Positive	Percent positive	Total
WALGREENS #10275		1			1
BAPTIST HEALTH URGENT CARE AT KENDALL LAKES			1	100%	1
BAPTIST HEALTH MEDICAL CENTER			1	100%	1
AZALEA HEALTH			1	100%	1
Walker BaptistMedCtr			1	100%	1
WARD MEMORIAL HOSPITAL		1			1
WASHINGTON STATE DEPARTMENT OF HEALTH PUBLIC HEALTH LABORATORIES			1	100%	1
AVERA ST. MARY'S HOSPITAL			1	100%	1
ATHENS LIMESTONE HOSPITAL		1			1
ASCENSION ST. MICHAEL'S HOSPITAL LAB			1	100%	1
BAPTIST HEALTH URGENT CARE AT UNIVERSITY CENTRE			1	100%	1
BAYCARE OUTREACH LAB			1	100%	1
BAYCARE MEDICAL GROUP			1	100%	1
BAYCARE ALLIANT HOSPITAL			1	100%	1
BAYLOR COLLEGE OF MEDICINE			1	100%	1
VITAE DIAGNOSTICS			1	100%	1
BAYFRONT HEALTH DADE CITY			1	100%	1
WALGREENS # 7308		1			1
WALGREENS #05362		1			1
WALGREENS #06961		1			1
BARDMOOR LABORATORY			1	100%	1
WALGREENS #03136		1			1
WALGREENS #04417		1			1
BASCOM PALMER-MICRO LAB			1	100%	1
WIMAUMA COMMUNITY HEALTH CENTER		1			1
ADVENTHEALTH CENTRA CARE - KID'S CARE			1	100%	1
ADVANCED URGENT CARE OF MARATHON			1	100%	1
ADVENTIST HINSDALE HOSPITAL LABORATORY			1	100%	1
WILLIAM A HINTON STATE LABORATORY INSTITUTE			1	100%	1
WILMINGTON VA MEDICAL CENTER			1	100%	1
ADVANCED MEDICAL LABORATORIES (AML)			1	100%	1
ACCESSLAB		1			1
ACCESS HEALTH CARE PHYSICIANS			1	100%	1
MARSHFIELD LABORATORIES			1	100%	1
ADVANCED LABORATORY SERVICES			1	100%	1
WYOMING PUBLIC HEALTH LAB			1	100%	1
ACL LABORATORIES INDUSTRIAL TOXICOLOGY			1	100%	1
AFC PATRIOT URGENT CARE			1	100%	1
WELLINGTON WEST 100176			1	100%	1
WELLNOW URGENT CARE		1			1
WEST			1	100%	1
ARKANSAS DEPARTMENT OF HEALTH			1	100%	1
APS-SUMMIT CARE PHARMACY, LLC DBA OMNICARE		1			1
APPALACHIAN REGIONAL HEALTHCARE SYSTEM		1			1
AMERICAN FAMILY CARE			1	100%	1
WEST VIRGINIA UNIVERSITY HOSPITALS			1	100%	1
ALABAMA REFERENCE LAB			1	100%	1

COVID-19: testing by laboratory

Data through Aug 24, 2020 verified as of Aug 25, 2020 at 09:25 AM

Data in this report are provisional and subject to change.

The numbers in the table below represent the number of Florida and non-Florida residents for whom test results were received by the Department of Health. A person can be tested by more than one laboratory and can have both positive and negative results. **Therefore, the sum of the numbers in each column will be larger than the total number of people tested.**

Reporting lab	Inconclusive	Negative	Positive	Percent positive	Total
AFFILIATED LABORATORIES INC			1	100%	1
AMD			1	100%	1
WEST KENDALL HOSPITAL			1	100%	1
ALLIANCE LABORATORY SERVICES			1	100%	1
CALIFORNIA PUBLIC HEALTH LABORATORY			1	100%	1
UT AUSTIN UNIVERSITY HEALTH SERVICES			1	100%	1
CAH ACQUISITION COMPANY 11 LLC			1	100%	1
URGENT CARE NEW SMYRNA BEACH			1	100%	1
URGENT CARE WEST CLINIC			1	100%	1
US LABORATORIES			1	100%	1
UTMB PATHOLOGY CLINICAL SERVICES LABORATORY			1	100%	1
VA GREATER LOS ANGELES HEALTH CARE SYSTEM			1	100%	1
BRISTOL REGINAL MEDICAL CENTER			1	100%	1
VA HOSPITAL			1	100%	1
BROOKSVILLE REGIONAL HOSPITAL			1	100%	1
UW HOSPITAL AND CLINICS			1	100%	1
BROAD INSTITUTE CLINICAL SEQUENCING RESEARCH PLATFORM			1	100%	1
CAREWELL JW - WORCESTER LNC			1	100%	1
UNIVERSITY OF MISSOURI HEALTH CARE			1	100%	1
CELEBRATION HOSPITAL			1	100%	1
UNK			1	100%	1
CENTRA CARE- WINTER GARDEN			1	100%	1
UNIVERSITY OF MIAMI HEPATOLOGY DIAGNOSTIC LABORATORY			1	100%	1
CENTRA CARE KIDS WINTER PARK			1	100%	1
CEDARS-SINAI MEDICAL CENTER			1	100%	1
CAROMONT HEALTH			1	100%	1
CAROLINAS HEALTHCARE SYSTEM LAB			1	100%	1
CARL R DARNALL ARMY MEDICAL CENTER			1	100%	1
CBC LAB			1	100%	1
UNKNOWN - MI			1	100%	1
CATHOLIC HEALTH SYSTEM DEPT LABORATORY		1			1
BEAUMONT REFERENCE LABORATORY			1	100%	1
BEAUMONT HOSPITAL, GROSSE POINTE			1	100%	1
BEAUFORT MEMORIAL			1	100%	1
BERKSHIRE MEDICAL CENTER			1	100%	1
VIDANT MEDICAL CENTER			1	100%	1
BELLIN HEALTH LAB			1	100%	1
Viracor Eurofins			1	100%	1
BAYONET POINT HOSPITAL LAB			1	100%	1
BAYLOR ESOTERIC AND MOLECULAR LAB			1	100%	1
VISITING PHYSICIANS ASSOCIATION LABORATORY		1			1
BAYSTATE MEDICAL CENTER			1	100%	1
VIRGINIA DEPT OF HEALTH OFFICE OF EPIDEMIOLOGY			1	100%	1
BAYSHORE LABORATORY			1	100%	1
VETERANS OUTPATIENT CLINIC			1	100%	1
BOSTON MEDICAL CENTER			1	100%	1
VA OUTPATIENT CLINIC			1	100%	1

COVID-19: testing by laboratory

Data through Aug 24, 2020 verified as of Aug 25, 2020 at 09:25 AM

Data in this report are provisional and subject to change.

The numbers in the table below represent the number of Florida and non-Florida residents for whom test results were received by the Department of Health. A person can be tested by more than one laboratory and can have both positive and negative results. **Therefore, the sum of the numbers in each column will be larger than the total number of people tested.**

Reporting lab	Inconclusive	Negative	Positive	Percent positive	Total
VAIL VALLEY MEDICAL CENTER			1	100%	1
VA HOSPITAL PATH & LAB			1	100%	1
BRANDON OUTREACH CLINIC			1	100%	1
VA OUT PATIENT CENTER			1	100%	1
VALLEY HOSPITAL MEDICAL CENTER		1			1
BIOMERIEUX			1	100%	1
VELOCITY CARE			1	100%	1
BIODORON LABORATORIES			1	100%	1
BMC/JACSONVILLE		1			1
BLUEWATER TOXICOLOGY			1	100%	1
BLOOD SYSTEMS LABORATORIES			1	100%	1
MILFORD REGIONAL HOSPITAL			1	100%	1
MID FLORIDA COMMUNITY SERVICES			1	100%	1
MID FLORIDA CLINICAL LABORATORY			1	100%	1
MINUTECLINIC DIAGNOSTIC OF ILLINOIS		1			1
MINUTE CLINIC DIAGNOSTIC OF VIRGINIA		1			1
QUEST DIAGNOSTICS INC		1			1
MIAMI BEACH URGENT CARE			1	100%	1
MERCY HEALTH LAB			1	100%	1
MERCY - NORTH IOWA			1	100%	1
MEMORIAL HERMANN CONSOLIDATED LABORATORY SERVICES			1	100%	1
MHS LAB		1			1
MEYER PEDIATRICS			1	100%	1
MERCY HEALTH—MUSKEGON		1			1
MORTON PLANT			1	100%	1
MONTEFIORE NYACK HOSPITAL AFFILIATED LABORATORY		1			1
MONTANA DEPARTMENT OF PUBLIC HEALTH & HUMAN SERVICES			1	100%	1
Mt Sinai Aventura			1	100%	1
MPG JACKSONVILLE ATLANTIC BLVD		1			1
MOUNT DORA PEDIATRICS		1			1
QUEST - HOUSTON LAB			1	100%	1
MINUTECLINIC DIAGNOSTICS MEDICAL GROUP		1			1
MINUTECLINIC DIAGNOSTIC OF TEXAS, LLC #2580		1			1
MINUTECLINIC DIAGNOSTIC OF TEXAS		1			1
MONROE COUNTY HEALTH DEPARTMENT			1	100%	1
MOLECULAR PATHOLOGY LABORATORY			1	100%	1
MISSOURI DEPARTMENT OF HEALTH AND SENIOR SERVICES - STATE PH LAB		1			1
MEMORIAL HEALTH UNIVERSITY MEDICAL CENTER			1	100%	1
REGIONAL MEDICAL LABORATORY			1	100%	1
REMISE OCCUPATIONAL HEALTH SOLUTIONS INC			1	100%	1
RENOWN REGIONAL MEDICAL CENTER			1	100%	1
MCH PHYSICIANS GROUP			1	100%	1
REFERENCE LABORATORY			1	100%	1
MC DIAGNOSTIC OF CONNECTICUT PC #459		1			1
RHODE ISLAND DEPARTMENT OF HEALTH			1	100%	1
RIVIERA BEACH HEALTH CENTER LAB			1	100%	1
ROBERT WOOD JOHNSON HOSPITAL			1	100%	1

COVID-19: testing by laboratory

Data through Aug 24, 2020 verified as of Aug 25, 2020 at 09:25 AM

Data in this report are provisional and subject to change.

The numbers in the table below represent the number of Florida and non-Florida residents for whom test results were received by the Department of Health. A person can be tested by more than one laboratory and can have both positive and negative results. **Therefore, the sum of the numbers in each column will be larger than the total number of people tested.**

Reporting lab	Inconclusive	Negative	Positive	Percent positive	Total
MARION COUNTY HEALTH DEPARTMENT			1	100%	1
MARYLAND STATE DEPT OF HEALTH			1	100%	1
MARYLAND DEPARTMENT OF HEALTH AND MENTAL HYGIENE			1	100%	1
RIVERSIDE METHODIST HOSPITAL LAB			1	100%	1
MEDONE URGENT CARE			1	100%	1
MEDLABS DIAGNOSTICS		1			1
MEDICAL CLINIC OF HOUSTON			1	100%	1
MEDSTAR HEALTH URGENT CARE			1	100%	1
QUEST DIAGNOSTICS-WEST HILLS		1			1
MEDSTAR HARBOR HOSPITAL			1	100%	1
MEDICAL CENTER ENTERPRISE			1	100%	1
MDS PHARMA SERVICES		1			1
MD NOW URGENT CARE CENTER INC.			1	100%	1
MD 365 MEDICAL CARE PLLC		1			1
MEDICAL CENTER AT OCEAN REEF			1	100%	1
MEDICAL ARTS LABORATORY			1	100%	1
MEDCOMP SCIENCES, LLC			1	100%	1
PENN MEDICINE PRINCETON MEDICAL CENTER		1			1
NOT GIVEN			1	100%	1
NORTON HEALTHCARE			1	100%	1
PEDIATRIC ASSOCIATES - JACKSONVILLE			1	100%	1
PEDIATRIC HEALTHCARE ALLIANCE			1	100%	1
PENINSULA REGIONAL MED CTR LAB			1	100%	1
PERDIDO URGENT CARE			1	100%	1
Northwell Lab			1	100%	1
NORTHWELL HEALTH			1	100%	1
NORTHSIDE HOSPITAL DULUTH			1	100%	1
NORTHWESTERN MEMORIAL HOSPITAL			1	100%	1
NORTHWEST FLORIDA CLINICAL LAB			1	100%	1
PHELPS HOSPITAL LABORATORY		1			1
ORMC-ARDEN/EOI			1	100%	1
ORANGE COUNTY HEALTH DEPT			1	100%	1
PARROTT MEDICAL CLINIC			1	100%	1
PARADIGM LABORATORIES			1	100%	1
OSWEGO HOSPITAL LABORATORY		1			1
PARKWAY REGIONAL MEDICAL CENTER LAB			1	100%	1
ONEIDA HEALTHCARE CENTER		1			1
OMNICARE PHARMACY OF TEXAS 1		1			1
OHIO DEPARTMENT OF HEALTH			1	100%	1
PEACHEALTH LABORATORIES		1			1
PATHGROUP LABS, LLC			1	100%	1
PATHLINE			1	100%	1
OMNICARE PHARMACY OF TEXAS 1, LP		1			1
NORTHERN WESTCHESTER HOSPITAL LABORATORY		1			1
PRIMEX CLINICAL LABORATORIES INC			1	100%	1
PRISMA HEALTH TUOMEY LABORATORY			1	100%	1
PROGENESIS INC			1	100%	1

COVID-19: testing by laboratory

Data through Aug 24, 2020 verified as of Aug 25, 2020 at 09:25 AM

Data in this report are provisional and subject to change.

The numbers in the table below represent the number of Florida and non-Florida residents for whom test results were received by the Department of Health. A person can be tested by more than one laboratory and can have both positive and negative results. **Therefore, the sum of the numbers in each column will be larger than the total number of people tested.**

Reporting lab	Inconclusive	Negative	Positive	Percent positive	Total
PRACTICE MANAGEMENT OF AMERICA, INC.			1	100%	1
NEW YORK STATE ELR - MONTEFIORE MEDICAL CENTER LABORATORIES - WEILER			1	100%	1
NEW YORK STATE ELR - MERCY MEDICAL CENTER		1			1
NEW YORK CITY DEPARTMENT OF HEALTH			1	100%	1
NAVAL BRANCH MEDICAL CLINIC			1	100%	1
NATIONWIDE LABORATORY SERVICES		1			1
MUNSON MEDICAL CENTER			1	100%	1
PROPATH			1	100%	1
PRORENATA LABS			1	100%	1
NDX-CORE LAB			1	100%	1
PLANT CITY PEDIATRICS		1			1
NORTH CAROLINA STATE LABORATORY OF PUBLIC HEALTH, SPECTRUM LAB NETWORK			1	100%	1
POINT OF CARE			1	100%	1
NORTH SHORE HEMATOLOGY-ONCOLOGY ASSOCIATES, PC		1			1
NORTH RIVER FAMILY HEALTH CENTER			1	100%	1
PINNACLE DIALYSIS		1			1
NORTH BROWARD MEDICAL CENTER			1	100%	1
PORT ST LUCIE REHABILITATION AND HEALTHCARE			1	100%	1
POUDRE VALLEY HOSPITAL			1	100%	1
NEW YORK STATE ELR - ST BARNABAS HOSPITAL		1			1
NORDX			1	100%	1
POMONA VALLEY COMMUNITY HOSPITAL			1	100%	1
PORT SAINT JOHN FAMILY PRACTICE			1	100%	1
MARINA DEL REY HOSPITAL LAB			1	100%	1
ST LUKES HOSPITAL			1	100%	1
HAWAII DEPARTMENT OF HEALTH LAB			1	100%	1
HARTFORD HOSPITAL ANCILLARY LAB		1			1
HIGHLANDS CLINICAL LABORATORY			1	100%	1
HEALTH NETWORK LABORATORIES		1			1
HEALTH ALLIANCE			1	100%	1
HARMONY CLINIC			1	100%	1
GSM OCED Subsection			1	100%	1
ST VINCENT'S ST CLAIR HOSPITAL LABORATORY		1			1
GRAND VIEW HOSPITAL			1	100%	1
HARLEM HOSPITAL CENTER		1			1
HARDIN MEMORIAL HOSPITAL - HEARTLAND PATHOLOGY CONSULTANTS			1	100%	1
HANCOCK REGIONAL HOSPITAL		1			1
INSPIRIT SENIOR LIVING			1	100%	1
INNOVATIVE HEALTH DIAGNOSTIC OF CALIFORNIA			1	100%	1
INDIAN RIVER CLINICAL LABORATORY, INC.		1			1
SPRING HILL REGIONAL HOSPITAL			1	100%	1
SPRINGS MEDICAL LAB			1	100%	1
INTERMOUNTAIN MEDICAL CENTER			1	100%	1
ILLINOIS DEPT OF PUBLIC HEALTH LABS			1	100%	1
HORIZON MEDICAL CENTER			1	100%	1
ST JOSEPH WOMENS HOSPITAL			1	100%	1
HOLY NAME MEDICAL CENTER		1			1

COVID-19: testing by laboratory

Data through Aug 24, 2020 verified as of Aug 25, 2020 at 09:25 AM

Data in this report are provisional and subject to change.

The numbers in the table below represent the number of Florida and non-Florida residents for whom test results were received by the Department of Health. A person can be tested by more than one laboratory and can have both positive and negative results. **Therefore, the sum of the numbers in each column will be larger than the total number of people tested.**

Reporting lab	Inconclusive	Negative	Positive	Percent positive	Total
HYDE PARK MEDICAL CENTER		1			1
HOUSTON HEALTH DEPARTMENT - BUREAU OF LABORATORY SERVICES			1	100%	1
ST FRANCIS			1	100%	1
GIFFORD MEMORIAL HOSPITAL		1			1
FLORIDA HOSPITAL LAB			1	100%	1
SUMMIT LABORATORY			1	100%	1
FLORIDA HOSPITAL APOPKA			1	100%	1
State Lab Unspecifd			1	100%	1
GALVESTON COUNTY HEALTH DISTRICT			1	100%	1
STEWARD ST ELIZABETH MEDICAL CENTER			1	100%	1
FLORIDA HOSPITAL ALTAMONTE			1	100%	1
FLORIDA DEPARTMENT OF HEALTH IN MIAMI DADE COUNTY			1	100%	1
SUNY AT STONY BROOK			1	100%	1
SUNY UPSTATE MEDICAL UNIVERSITY			1	100%	1
FLORIDA GULF COAST UNIVERSITY			1	100%	1
FLORIDA DEPARTMENT OF HEALTH PALM BEACH COUNTY			1	100%	1
SUNRISE DIAGNOSTIC LABORATORY			1	100%	1
GENOVA DIAGNOSTICS LABORATORY			1	100%	1
GENETRAIT LABORATORIES			1	100%	1
ST. LUCIE COUNTY HEALTH DEPARTMENT		1			1
PALM SPRINGS GENERAL HOSPITAL			1	100%	1
GEORGETOWN URGENT CARE			1	100%	1
GEORGE SAFRAN MD PC		1			1
ST. LUKE'S HOSPITAL - BETHLEHEM CAMPUS		1			1
ST.ELIZABETH HEALTH CENTER	1				1
STANLY REGIONAL MEDICAL CENTER			1	100%	1
GAMMA HEALTHCARE, INC		1			1
ST. MARY MEDICAL CENTER		1			1
GENETIC ASSAYS INC			1	100%	1
ST. VINCENT HOSPITAL			1	100%	1
SCIENCE CARE			1	100%	1
LAHEY CLINIC MEDICAL CENTER			1	100%	1
SCRIPPS CLINIC MEDICAL			1	100%	1
LAKEWOOD RANCH ER 24/7			1	100%	1
LAKEVIEW REGIONAL HOSPITAL			1	100%	1
SARNO EXTENDED HOURS			1	100%	1
SEA LEVEL LABS			1	100%	1
SENTARA NORFOLK GENERAL HOSPITAL CENTRAL LAB			1	100%	1
LABCORP LAFAYETTE		1			1
SHANDS AT LAKE SHORE LAB			1	100%	1
LABCORP-PORT ST.LUCIE		1			1
LABCORP-CRYSTAL RIVER			1	100%	1
LABCORP SOUTH CHARLESTON			1	100%	1
SACRED HEART MEDICAL GROUP			1	100%	1
LUCID DIAGNOSTICS LABS			1	100%	1
LOYOLA UNIVERSITY MEDICAL CENTER LABORATORY			1	100%	1
MARCO ISLAND HOSPITAL INC D/B/A			1	100%	1

COVID-19: testing by laboratory

Data through Aug 24, 2020 verified as of Aug 25, 2020 at 09:25 AM

Data in this report are provisional and subject to change.

The numbers in the table below represent the number of Florida and non-Florida residents for whom test results were received by the Department of Health. A person can be tested by more than one laboratory and can have both positive and negative results. **Therefore, the sum of the numbers in each column will be larger than the total number of people tested.**

Reporting lab	Inconclusive	Negative	Positive	Percent positive	Total
MAGNOLIA PEDIATRICS			1	100%	1
MAGNOLIA ADULT, LLC			1	100%	1
Lourdes Hospital			1	100%	1
LEESBURG FAMILY MEDICINE		1			1
LATE HOURS URGENT CARE			1	100%	1
LARGO MEDICAL CENTER INDIAN ROCKS			1	100%	1
LIBERTY HEALTH CENTER			1	100%	1
LEGACY ER & URGENT CARE - FRISCO WEST			1	100%	1
SANTA MONICA CA-UCLA MC			1	100%	1
LabCorp L#09258090 M#09258105			1	100%	1
KENTUCKY CABINET FOR HEALTH AND FAMILY SERVICES			1	100%	1
KANSAS DEPARTMENT OF HEALTH			1	100%	1
KANA MEDICAL			1	100%	1
SONIC REFERENCE LABORATORY			1	100%	1
KETTERING MEDICAL CENTER			1	100%	1
SOUTH LAKE FAMILY HEALTH CENTER			1	100%	1
JOHN D. ARCHBOLD MEMORIAL HOSPITAL			1	100%	1
ISLAND COAST PEDIATRICS		1			1
SPECTOR SCIENTIFIC LAB			1	100%	1
SPECTRUM LABORATORY			1	100%	1
SOUTHWEST FLORIDA DIVISION LAB			1	100%	1
SOUTHWEST REGIONAL PCR LABORATORY			1	100%	1
JEFFERSON COUNTY HEALTH DEPARTMENT-MONTICELLO		1			1
LABCORP - PALM BEACH GARDENS			1	100%	1
LABCORP - ORLANDO		1			1
SKY RIDGE MEDICAL CENTER - MICRO			1	100%	1
LABCORP KANSAS CITY			1	100%	1
SHARON REGIONAL MEDICAL CENTER			1	100%	1
LABCORP HOUSTON			1	100%	1
LABCORP - LADY LAKE			1	100%	1
LABCORP - HOLLYWOOD			1	100%	1
SOFTLAB			1	100%	1
LABCORP - DAYTONA BEACH			1	100%	1
LABCORP - JACKSONVILLE			1	100%	1
SMITH KLINE			1	100%	1
SMITH NORTHVIEW HOSPITAL LAB			1	100%	1
Total	34,281	5,270,516	776,457	13%	6,081,254