

COVID-19: summary of persons being monitored, persons tested, and cases

Data through Aug 6, 2020 verified as of Aug 7, 2020 at 09:25 AM

Data in this report are provisional and subject to change.

Monitored persons: people the Florida Department of Health was notified of for possible monitoring because they are a contact of a case, traveled from China, or were identified by the Centers for Disease Control and Prevention (CDC) as a part of an airline/ship contact investigation

Total reports	158,371
Total persons of high, medium, or unknown risk	154,697
High/medium/unknown risk still being monitored	14,476

Persons tested: Includes PCR and antigen test results received by the Department of Health from the state public health laboratory (BPHL), as well as commercial and hospital laboratories

Total tested	3,903,010
Positive	518,075
Negative	3,378,864
Inconclusive	6,071
Awaiting testing	3,374

Cases: people with positive PCR or antigen test result

Total cases	518,075
Florida residents	512,421
Non-Florida residents	5,654

Type of testing	
Florida residents	512,421
Positive by BPHL/CDC	17,468
Positive by commercial/hospital lab	494,953
Non-Florida residents	5,654
Positive by BPHL/CDC	210
Positive by commercial/hospital lab	5,444

Characteristics	
Florida residents hospitalized	29,730
Florida resident deaths	7,927
Change in deaths since previous report	+180
Non-Florida resident deaths	124

Hospitalized counts include anyone who was hospitalized at some point during their illness. It does not reflect the number of people currently hospitalized.

More information on deaths identified through death certificate data is available on the National Center for Health Statistics website at www.cdc.gov/nchs/nvss/vsrr/COVID19/index.htm.

Risk factors for Florida residents	
Traveled	3,933
Contact with a known case	148,506
Traveled and contact with a known case	4,000
Neither	355,982
No travel and no contact	54,563
Travel is unknown	240,277
Contact is unknown	98,272
Contact is pending	191,802

Travel can be unknown and contact can be unknown or pending for the same case, these numbers will sum to more than the "neither" total.

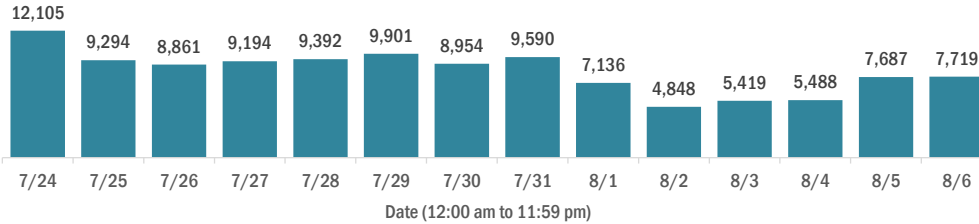
COVID-19: cases and laboratory testing over time

Data through Aug 6, 2020 verified as of Aug 7, 2020 at 09:25 AM

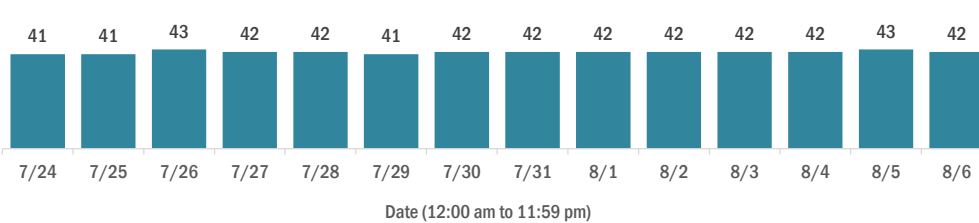
Data in this report are provisional and subject to change.

Cases in Florida residents per day for the past 2 weeks

Number of cases per day



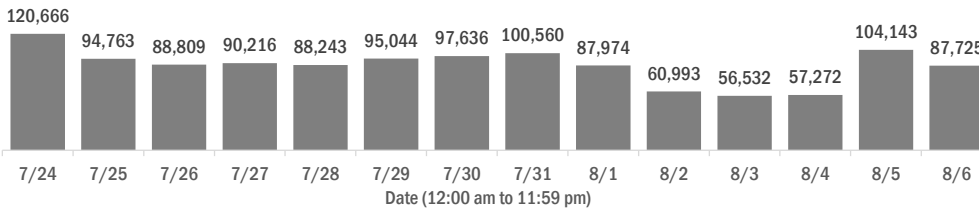
Median age of cases by day



Laboratory testing for Florida residents and non-Florida residents over the past 2 weeks

Number of people tested per day

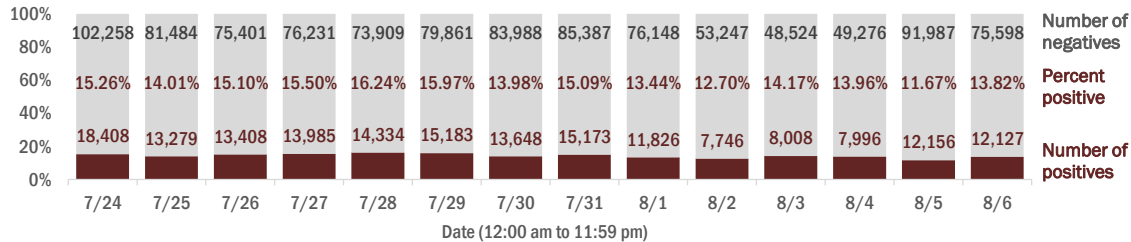
These counts include the number of people for whom the department received PCR or antigen laboratory results by day. People tested on multiple days will be included for each day a new result was received. A person is only counted once for each day they are tested, regardless of whether multiple specimens are tested or multiple results are received.



Number and percent of positive labs

The percent of positive results ranged from 11.67% to 16.24% over the past 2 weeks and was 13.82% yesterday.

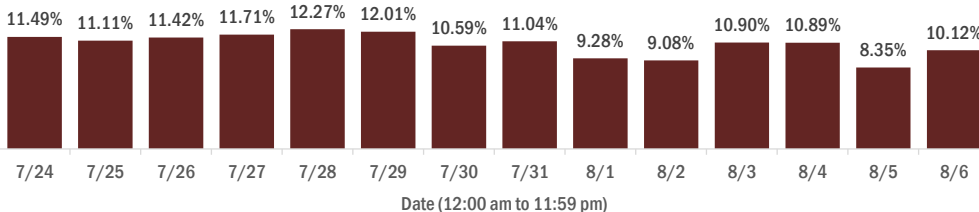
These counts include the number of people for whom the department received PCR or antigen laboratory results by day. People tested on multiple days will be included for each day a new result was received. A person is only counted once for each day they are tested, regardless of whether multiple specimens are tested or multiple results are received. If a person has a positive specimen and a negative specimen in the same day, only the positive result is counted.



Percent positivity for new cases

The percent of positive results ranged from 8.35% to 12.27% over the past 2 weeks and was 10.12% yesterday.

This percent is the number of people who test PCR- or antigen-positive for the first time divided by all the people tested that day, excluding people who have previously tested positive.



COVID-19: characteristics of 512,421 Florida resident cases

Data through Aug 6, 2020 verified as of Aug 7, 2020 at 09:25 AM

Data in this report are provisional and subject to change.

Age group	Cases	Hospitalizations	Deaths
0-4 years	8,618 2%	183 1%	0 0%
5-14 years	20,079 4%	149 1%	3 0%
15-24 years	77,650 15%	742 2%	20 0%
25-34 years	99,107 19%	1,786 6%	55 1%
35-44 years	84,574 17%	2,664 9%	167 2%
45-54 years	82,092 16%	3,881 13%	342 4%
55-64 years	66,268 13%	5,255 18%	820 10%
65-74 years	38,261 7%	5,780 19%	1,616 20%
75-84 years	21,891 4%	5,322 18%	2,276 29%
85+ years	12,716 2%	3,968 13%	2,628 33%
Unknown	1,165 0%	0 0%	0 0%
Total	512,421	29,730	7,927

Gender	Cases
Female	262,334 51%
Male	246,295 48%
Unknown	3,792 1%
Total	512,421

Ethnicity	Cases	Hospitalizations	Deaths
Hispanic	136,054 27%	9,290 31%	1,987 25%
Non-Hispanic	176,843 35%	18,410 62%	5,120 65%
Unknown	199,524 39%	2,030 7%	820 10%
Total	512,421	29,730	7,927

Race and ethnicity	Cases	Hospitalizations	Deaths
White	200,978 39%	17,746 60%	5,262 66%
Hispanic	89,063 17%	6,638 22%	1,546 20%
Non-Hispanic	93,307 18%	10,372 35%	3,380 43%
Unknown	18,608 4%	736 2%	336 4%
Black	77,147 15%	7,305 25%	1,587 20%
Hispanic	3,528 1%	315 1%	54 1%
Non-Hispanic	64,134 13%	6,750 23%	1,460 18%
Unknown	9,485 2%	240 1%	73 1%
Other race	57,529 11%	3,496 12%	645 8%
Hispanic	28,647 6%	2,088 7%	318 4%
Non-Hispanic	16,032 3%	1,190 4%	242 3%
Unknown	12,850 3%	218 1%	85 1%
Unknown race	176,767 34%	1,183 4%	433 5%
Hispanic	14,816 3%	249 1%	69 1%
Non-Hispanic	3,370 1%	98 0%	38 0%
Unknown	158,581 31%	836 3%	326 4%
Total	512,421	29,730	7,927

Hospitalization counts include anyone who was hospitalized at some point during their illness. It does not reflect the number of people currently hospitalized. **Other race** includes any person with a race of American Indian/Alaskan native, Asian, native Hawaiian/Pacific Islander, or other.

COVID-19: deaths in Florida residents and staff of long-term care facilities

Data through Aug 6, 2020 verified as of Aug 7, 2020 at 09:25 AM

Data in this report are provisional and subject to change.

For current cases in residents or staff of long-term care facilities, please visit: <https://floridahealthcovid19.gov/>

County	Deaths		County	Deaths		County	Deaths	
Dade	625	19%	Marion	27	1%	Jefferson	4	0%
Palm Beach	372	11%	Osceola	27	1%	Madison	4	0%
Pinellas	326	10%	Suwannee	27	1%	Okeechobee	4	0%
Broward	228	7%	Indian River	26	1%	Baker	3	0%
Hillsborough	188	6%	Hernando	23	1%	Bradford	2	0%
Lee	180	5%	Okaloosa	20	1%	Gilchrist	2	0%
Polk	161	5%	Hendry	19	1%	Hardee	2	0%
Manatee	104	3%	Lake	15	0%	Nassau	2	0%
Duval	79	2%	Washington	12	0%	Desoto	1	0%
Seminole	78	2%	Alachua	11	0%	Flagler	1	0%
St. Lucie	78	2%	Putnam	11	0%	Holmes	1	0%
Brevard	76	2%	Walton	11	0%	Levy	1	0%
Sarasota	75	2%	Leon	10	0%	Monroe	1	0%
Volusia	72	2%	St. Johns	10	0%	Taylor	1	0%
Escambia	64	2%	Citrus	9	0%	Total	3,378	
Pasco	61	2%	Sumter	9	0%			
Collier	56	2%	Gadsden	8	0%			
Martin	56	2%	Bay	7	0%			
Charlotte	53	2%	Santa Rosa	7	0%			
Orange	50	1%	Calhoun	6	0%			
Clay	31	1%	Columbia	5	0%			
Jackson	31	1%	Highlands	5	0%			

Note: cases are summarized by the county of usual residence. Residents and staff may be cases associated with facilities that are not in their county of usual residence, resulting in cases being included below for counties that do not have facilities with known cases.

COVID-19: characteristics of 518,075 cases

Data through Aug 6, 2020 verified as of Aug 7, 2020 at 09:25 AM

Data in this report are provisional and subject to change.

Tables below include cases in Florida residents and non-Florida residents.

All 67 Florida counties have cases:

County	FL resident cases		Non-FL resident cases	Total cases	FL resident deaths	FL death rate
Dade	128,508	25%	901	129,409	1,809	1.4%
Broward	60,222	12%	524	60,746	782	1.3%
Palm Beach	35,763	7%	351	36,114	919	2.6%
Hillsborough	31,733	6%	132	31,865	386	1.2%
Orange	30,634	6%	392	31,026	287	0.9%
Duval	22,651	4%	238	22,889	177	0.8%
Pinellas	17,418	3%	123	17,541	481	2.8%
Lee	15,962	3%	286	16,248	329	2.1%
Polk	13,794	3%	45	13,839	304	2.2%
Collier	10,061	2%	141	10,202	131	1.3%
Osceola	9,317	2%	84	9,401	100	1.1%
Manatee	9,030	2%	94	9,124	189	2.1%
Escambia	7,876	2%	881	8,757	115	1.5%
Volusia	7,599	1%	55	7,654	126	1.7%
Seminole	6,949	1%	27	6,976	110	1.6%
Pasco	6,856	1%	37	6,893	122	1.8%
Sarasota	6,043	1%	52	6,095	130	2.2%
Marion	5,971	1%	13	5,984	86	1.4%
Brevard	5,830	1%	21	5,851	140	2.4%
St. Lucie	5,604	1%	21	5,625	160	2.9%
Lake	4,929	1%	29	4,958	61	1.2%
Leon	4,710	1%	104	4,814	24	0.5%
Bay	4,126	1%	68	4,194	45	1.1%
Alachua	3,953	1%	53	4,006	26	0.7%
Santa Rosa	3,766	1%	25	3,791	36	1.0%
Martin	3,743	1%	24	3,767	91	2.4%
St. Johns	3,513	1%	39	3,552	34	1.0%
Okaloosa	3,362	1%	29	3,391	38	1.1%
Clay	3,178	1%	8	3,186	50	1.6%
Columbia	2,774	1%	10	2,784	14	0.5%
Indian River	2,435	0%	15	2,450	52	2.1%
Charlotte	2,167	0%	7	2,174	90	4.2%
Hernando	1,915	0%	14	1,929	43	2.2%
Jackson	1,817	0%	15	1,832	37	2.0%
Gadsden	1,773	0%	8	1,781	21	1.2%
Hendry	1,725	0%	0	1,725	37	2.1%
Citrus	1,470	0%	3	1,473	36	2.4%
Putnam	1,464	0%	1	1,465	25	1.7%
Monroe	1,430	0%	26	1,456	13	0.9%
Suwannee	1,339	0%	17	1,356	40	3.0%
Highlands	1,352	0%	3	1,355	36	2.7%
Walton	1,229	0%	116	1,345	15	1.2%
Desoto	1,324	0%	3	1,327	16	1.2%
Sumter	1,229	0%	8	1,237	41	3.3%
Nassau	1,135	0%	67	1,202	11	1.0%
Okeechobee	1,009	0%	4	1,013	9	0.9%
Flagler	998	0%	10	1,008	13	1.3%
Taylor	933	0%	3	936	4	0.4%
Hardee	901	0%	7	908	7	0.8%
Washington	797	0%	10	807	14	1.8%
Madison	674	0%	12	686	8	1.2%
Wakulla	656	0%	6	662	4	0.6%
Unknown	205	0%	455	660	0	0.0%
Levy	648	0%	4	652	4	0.6%
Baker	630	0%	0	630	4	0.6%
Hamilton	607	0%	5	612	4	0.7%
Gulf	560	0%	9	569	2	0.4%
Holmes	475	0%	11	486	2	0.4%
Jefferson	442	0%	5	447	5	1.1%
Bradford	434	0%	0	434	4	0.9%
Dixie	424	0%	0	424	4	0.9%
Calhoun	417	0%	0	417	7	1.7%
Glades	398	0%	0	398	3	0.8%
Liberty	395	0%	0	395	4	1.0%
Franklin	375	0%	2	377	2	0.5%
Gilchrist	345	0%	0	345	3	0.9%
Union	291	0%	0	291	4	1.4%
Lafayette	128	0%	1	129	1	0.8%
Total	512,421		5,654	518,075	7,927	1.5%

COVID-19: characteristics of 512,421 Florida resident cases

Data through Aug 6, 2020 verified as of Aug 7, 2020 at 09:25 AM

Data in this report are provisional and subject to change.

The table below includes the cities and counties of residence for cases in Florida residents based on the patient's ZIP Code. Note that city is not always received as part of the initial notification and may be missing while the case is being investigated.

City and county	Cases
Miami, Dade	78,555
Orlando, Orange	23,394
Jacksonville, Duval	21,122
Tampa, Hillsborough	19,297
Hialeah, Dade	18,950
Fort Lauderdale, Broward	13,494
Hollywood, Broward	11,741
West Palm Beach, Palm Beach	9,022
Homestead, Dade	8,605
Kissimmee, Osceola	7,561
Naples, Collier	7,278
Saint Petersburg, Pinellas	7,259
Pompano Beach, Broward	7,140
Pensacola, Escambia	6,772
Fort Myers, Lee	6,585
Bradenton, Manatee	6,217
Lake Worth, Palm Beach	4,970
Boca Raton, Palm Beach	4,877
Ocala, Marion	4,763
Tallahassee, Leon	4,598
Sarasota, Sarasota	4,502
Lakeland, Polk	4,250
Miramar, Broward	3,834
Cape Coral, Lee	3,702
Clearwater, Pinellas	3,446
Miami Beach, Dade	3,357
Miami Gardens, Dade	3,339
Port Saint Lucie, St. Lucie	3,326
Lehigh Acres, Lee	3,252
Gainesville, Alachua	3,216
Boynton Beach, Palm Beach	3,185
Winter Haven, Polk	2,776
Panama City, Bay	2,759
Lake City, Columbia	2,659
Coral Springs, Broward	2,629
Delray Beach, Palm Beach	2,438
Opa Locka, Dade	2,289
Davie, Broward	2,144
Milton, Santa Rosa	2,129
Immokalee, Collier	2,120
Doral, Dade	2,105
Brandon, Hillsborough	2,098
Sunrise, Broward	2,088
Fort Pierce, St. Lucie	2,033
Riverview, Hillsborough	1,995
Apopka, Orange	1,931
Plant City, Hillsborough	1,917
Saint Augustine, St. Johns	1,832
North Miami Beach, Dade	1,831
Missing, Broward	1,831
Stuart, Martin	1,817
Largo, Pinellas	1,792
Melbourne, Brevard	1,759
Deerfield Beach, Broward	1,704
Vero Beach, Indian River	1,697
Tamarac, Broward	1,678
Sanford, Seminole	1,664
Daytona Beach, Volusia	1,655

COVID-19: characteristics of 512,421 Florida resident cases

Data through Aug 6, 2020 verified as of Aug 7, 2020 at 09:25 AM

Data in this report are provisional and subject to change.

The table below includes the cities and counties of residence for cases in Florida residents based on the patient's ZIP Code. Note that city is not always received as part of the initial notification and may be missing while the case is being investigated.

City and county	Cases
Jupiter, Palm Beach	1,649
Plantation, Broward	1,647
New Port Richey, Pasco	1,581
Orange Park, Clay	1,517
Saint Cloud, Osceola	1,490
Deltona, Volusia	1,433
Lake Worth Beach, Palm Beach	1,429
Palmetto, Manatee	1,343
Margate, Broward	1,337
Clermont, Lake	1,272
Weston, Broward	1,246
Deland, Volusia	1,227
Fort Walton Beach, Okaloosa	1,225
Palm Bay, Brevard	1,223
North Lauderdale, Broward	1,210
Palm Beach Gardens, Palm Beach	1,183
Arcadia, Desoto	1,163
Altamonte Springs, Seminole	1,161
Coconut Creek, Broward	1,156
Winter Garden, Orange	1,151
Hallandale, Broward	1,147
Winter Park, Orange	1,146
Haines City, Polk	1,135
Live Oak, Suwannee	1,104
Davenport, Polk	1,099
Oviedo, Seminole	1,080
Port Charlotte, Charlotte	1,073
Ocoee, Orange	1,065
Bonita Springs, Lee	1,064
Coral Gables, Dade	1,054
Spring Hill, Hernando	1,051
Miami Lakes, Dade	1,044
Royal Palm Beach, Palm Beach	1,039
North Miami, Dade	1,019
Palm Harbor, Pinellas	982
Land O Lakes, Pasco	973
Oakland Park, Broward	966
Quincy, Gadsden	960
Okeechobee, Okeechobee	959
Wellington, Palm Beach	949
Wesley Chapel, Pasco	933
Indiantown, Martin	916
Pinellas Park, Pinellas	910
Ruskin, Hillsborough	892
Clewiston, Hendry	891
Perry, Taylor	862
Lutz, Hillsborough	857
Punta Gorda, Charlotte	852
Valrico, Hillsborough	851
Florida City, Dade	841
Longwood, Seminole	837
Pembroke Pines, Broward	830
Seminole, Pinellas	825
Belle Glade, Palm Beach	814
Missing, Dade	794
Missing, Palm Beach	781
Wimauma, Hillsborough	753
Leesburg, Lake	750
Palm Coast, Flagler	732

COVID-19: characteristics of 512,421 Florida resident cases

Data through Aug 6, 2020 verified as of Aug 7, 2020 at 09:25 AM

Data in this report are provisional and subject to change.

The table below includes the cities and counties of residence for cases in Florida residents based on the patient's ZIP Code. Note that city is not always received as part of the initial notification and may be missing while the case is being investigated.

City and county	Cases
Palatka, Putnam	731
Windermere, Orange	715
Casselberry, Seminole	714
Bartow, Polk	701
Jacksonville Beach, Duval	697
Graceville, Jackson	684
Crestview, Okaloosa	680
Middleburg, Clay	679
Key West, Monroe	677
Ormond Beach, Volusia	665
North Port, Sarasota	665
Chipley, Washington	642
Brooksville, Hernando	641
Aventura, Dade	637
Cantonment, Escambia	637
Kissimmee, Polk	627
Auburndale, Polk	614
Lake Mary, Seminole	614
Cocoa, Brevard	610
Zephyrhills, Pasco	594
Lynn Haven, Bay	593
Tavares, Lake	593
Sebring, Highlands	586
Hudson, Pasco	584
North Fort Myers, Lee	579
Port Richey, Pasco	572
Dade City, Pasco	570
Labelle, Hendry	567
Crawfordville, Wakulla	558
Gulf Breeze, Santa Rosa	552
Loxahatchee, Palm Beach	552
Winter Springs, Seminole	540
Tarpon Springs, Pinellas	523
Riviera Beach, Palm Beach	521
Lake Wales, Polk	516
Panama City Beach, Bay	515
Port Orange, Volusia	513
Maitland, Orange	508
Mulberry, Polk	497
Seffner, Hillsborough	495
Venice, Sarasota	488
Marianna, Jackson	484
Saint Johns, St. Johns	476
Sarasota, Manatee	476
Orange City, Volusia	475
Destin, Okaloosa	475
Cooper City, Broward	471
Ponte Vedra Beach, St. Johns	466
Holiday, Pasco	464
South Bay, Palm Beach	455
Navarre, Santa Rosa	449
Fernandina Beach, Nassau	446
Missing, Collier	439
Avon Park, Highlands	436
Dunedin, Pinellas	430
Santa Rosa Beach, Walton	430
Wauchula, Hardee	428
Dania, Broward	421
The Villages, Sumter	420

COVID-19: characteristics of 512,421 Florida resident cases

Data through Aug 6, 2020 verified as of Aug 7, 2020 at 09:25 AM

Data in this report are provisional and subject to change.

The table below includes the cities and counties of residence for cases in Florida residents based on the patient's ZIP Code. Note that city is not always received as part of the initial notification and may be missing while the case is being investigated.

City and county	Cases
Defuniak Springs, Walton	419
Eustis, Lake	416
Merritt Island, Brevard	414
Green Cove Springs, Clay	414
Carol City, Dade	409
Jasper, Hamilton	408
Pahokee, Palm Beach	408
Fleming Island, Clay	402
Parrish, Manatee	399
Dover, Hillsborough	398
Monticello, Jefferson	398
Titusville, Brevard	395
Madison, Madison	395
South Miami, Dade	390
Gibsonton, Hillsborough	390
Palm City, Martin	387
Lantana, Palm Beach	380
Rockledge, Brevard	376
Moore Haven, Glades	370
New Smyrna Beach, Volusia	370
Pinecrest, Dade	367
Odessa, Hillsborough	365
Fellsmere, Indian River	365
Bonifay, Holmes	363
Estero, Lee	362
Groveland, Lake	360
Inverness, Citrus	358
Missing, Hillsborough	358
Niceville, Okaloosa	356
Parkland, Broward	348
Key Biscayne, Dade	345
Starke, Bradford	343
Missing, Duval	338
Bristol, Liberty	331
Mount Dora, Lake	329
Lauderdale Lakes, Broward	321
Crescent City, Putnam	321
Debary, Volusia	317
Atlantic Beach, Duval	313
Polk City, Polk	309
Oldsmar, Pinellas	306
Lauderhill, Broward	303
Havana, Gadsden	300
Wewahitchka, Gulf	297
Missing, Orange	283
Carrabelle, Franklin	283
Blountstown, Calhoun	280
Lithia, Hillsborough	279
Pace, Santa Rosa	279
Hobe Sound, Martin	278
North Palm Beach, Palm Beach	276
Palm Springs, Palm Beach	274
Apollo Beach, Hillsborough	271
Sun City Center, Hillsborough	266
Missing, Pasco	262
Frostproof, Polk	261
Sneads, Jackson	260
Wilton Manors, Broward	256
Sanderson, Baker	250

COVID-19: characteristics of 512,421 Florida resident cases

Data through Aug 6, 2020 verified as of Aug 7, 2020 at 09:25 AM

Data in this report are provisional and subject to change.

The table below includes the cities and counties of residence for cases in Florida residents based on the patient's ZIP Code. Note that city is not always received as part of the initial notification and may be missing while the case is being investigated.

City and county	Cases
Missing, Santa Rosa	249
Yulee, Nassau	247
Summerfield, Marion	247
Macclenny, Baker	245
Sebastian, Indian River	243
Alachua, Alachua	241
Ellenton, Manatee	233
Missing, St. Lucie	231
Missing, Hendry	230
Ponte Vedra, St. Johns	229
Fort Meade, Polk	228
Bushnell, Sumter	227
Cross City, Dixie	226
Missing, St. Johns	225
Century, Escambia	223
Safety Harbor, Pinellas	222
South Miami Heights, Dade	221
Missing, Polk	220
Chattahoochee, Gadsden	216
Belleview, Marion	212
Trenton, Gilchrist	211
Crystal River, Citrus	209
Williston, Levy	205
Wildwood, Sumter	200
Lake Butler, Union	199
Palmetto Bay, Dade	198
Key Largo, Monroe	193
Chiefland, Levy	192
Jensen Beach, Martin	191
Port Saint Joe, Gulf	191
Homosassa, Citrus	190
Lake Placid, Highlands	188
Bowling Green, Hardee	186
Mary Esther, Okaloosa	184
Lady Lake, Lake	184
Callahan, Nassau	184
El Portal, Dade	182
Missing, Hardee	177
Dunnellon, Marion	177
Shalimar, Okaloosa	177
Missing, Citrus	177
Crossings, Dade	176
Everglades National Park, Dade	176
Mascotte, Lake	174
Newberry, Alachua	173
Edgewater, Volusia	171
Missing, Marion	171
Old Town, Dixie	169
Cutler Ridge, Dade	167
Missing, Madison	165
Jacksonville, St. Johns	164
Missing, Volusia	164
Biscayne Park, Dade	161
Marathon, Monroe	158
Thonotosassa, Hillsborough	158
Missing, Osceola	157
Freeport, Walton	154
Lake Alfred, Polk	153
Southwest Ranches, Broward	152

COVID-19: characteristics of 512,421 Florida resident cases

Data through Aug 6, 2020 verified as of Aug 7, 2020 at 09:25 AM

Data in this report are provisional and subject to change.

The table below includes the cities and counties of residence for cases in Florida residents based on the patient's ZIP Code. Note that city is not always received as part of the initial notification and may be missing while the case is being investigated.

City and county	Cases
Missing, Brevard	144
Lecanto, Citrus	143
Coconut Grove, Dade	141
Missing, Hernando	140
Kendall, Dade	139
Minneola, Lake	138
Satellite Beach, Brevard	138
Missing, Desoto	136
Pierson, Volusia	136
Neptune Beach, Duval	136
Myakka City, Manatee	134
Cocoa Beach, Brevard	134
Sorrento, Lake	131
Nokomis, Sarasota	130
Marco Island, Collier	129
Jennings, Hamilton	129
Missing, Highlands	128
Bronson, Levy	127
Clearwater Beach, Pinellas	127
Spring Hill, Pasco	126
Midway, Gadsden	126
Hilliard, Nassau	124
Medley, Dade	123
Missing, Seminole	122
West Melbourne, Brevard	122
Missing, Martin	121
Beverly Hills, Citrus	120
Lake Park, Palm Beach	119
Gulfport, Pinellas	119
Missing, Indian River	119
Englewood, Charlotte	117
Holly Hill, Volusia	117
Missing, Lee	116
Tavernier, Monroe	115
Mayo, Lafayette	114
De Leon Springs, Volusia	111
Uleta, Dade	111
Miramar Beach, Walton	107
Bunnell, Flagler	107
Missing, Pinellas	107
Missing, Monroe	104
Coral, Dade	104
Fort White, Columbia	103
Missing, Unknown	102
Molino, Escambia	101
Missing, Nassau	100
Bell, Gilchrist	98
Alva, Lee	98
Zolfo Springs, Hardee	97
Indialantic, Brevard	95
Palm Beach, Palm Beach	95
Jay, Santa Rosa	95
Umatilla, Lake	94
Fruitland Park, Lake	94
High Springs, Alachua	92
Hernando, Citrus	92
Englewood, Sarasota	91
Kenneth City, Pinellas	91
Tequesta, Palm Beach	87

COVID-19: characteristics of 512,421 Florida resident cases

Data through Aug 6, 2020 verified as of Aug 7, 2020 at 09:25 AM

Data in this report are provisional and subject to change.

The table below includes the cities and counties of residence for cases in Florida residents based on the patient's ZIP Code. Note that city is not always received as part of the initial notification and may be missing while the case is being investigated.

City and county	Cases
Gretna, Gadsden	87
Missing, Clay	85
Missing, Sarasota	84
Flagler Beach, Flagler	84
Citra, Marion	83
Trinity, Pasco	82
Dunnellon, Citrus	82
Cottdale, Jackson	81
East Palatka, Putnam	81
Sweetwater, Dade	81
Missing, Okaloosa	81
Montverde, Lake	80
Missing, Jackson	79
Glen Saint Mary, Baker	79
Gotha, Orange	78
South Daytona, Volusia	78
Oxford, Sumter	78
Golden Beach, Dade	77
Chuluota, Seminole	76
Greenwood, Jackson	76
Eagle Lake, Polk	75
Cape Canaveral, Brevard	74
Rotunda West, Charlotte	74
Youngstown, Bay	73
Reddick, Marion	73
Missing, Leon	72
Keystone Heights, Clay	72
Missing, Flagler	72
Silver Springs, Marion	72
Weeki Wachee, Hernando	71
Archer, Alachua	71
Missing, Gulf	71
Geneva, Seminole	70
Missing, Lake	69
Baker, Okaloosa	69
Osprey, Sarasota	69
White Springs, Hamilton	67
Mims, Brevard	67
Avon Park, Polk	66
Altha, Calhoun	66
Hawthorne, Alachua	66
Lake Panasoffkee, Sumter	65
Vernon, Washington	64
Fort Myers Beach, Lee	64
Branford, Suwannee	64
Hastings, St. Johns	63
Interlachen, Putnam	63
West Miami, Dade	63
Zellwood, Orange	62
Southport, Bay	62
Dundee, Polk	62
Webster, Sumter	61
Pomona Park, Putnam	61
Ave Maria, Collier	60
Missing, Manatee	59
Missing, Escambia	59
O'Brien, Suwannee	59
Melbourne Beach, Brevard	59
Missing, Levy	58

COVID-19: characteristics of 512,421 Florida resident cases

Data through Aug 6, 2020 verified as of Aug 7, 2020 at 09:25 AM

Data in this report are provisional and subject to change.

The table below includes the cities and counties of residence for cases in Florida residents based on the patient's ZIP Code. Note that city is not always received as part of the initial notification and may be missing while the case is being investigated.

City and county	Cases
Oakland, Orange	58
Ocklawaha, Marion	57
Satsuma, Putnam	57
Greenville, Madison	57
Missing, Washington	55
Missing, Gadsden	55
Apalachicola, Franklin	55
Missing, Baker	55
Missing, Wakulla	54
Islamorada, Monroe	54
Belle Isle, Orange	54
Raiford, Union	54
Indian Rocks Beach, Pinellas	53
South Pasadena, Pinellas	53
Bal Harbour, Dade	50
Coleman, Sumter	50
Floral City, Citrus	49
Surfside, Dade	48
Grand Island, Lake	48
Seville, Volusia	48
Viera, Brevard	47
Lakewood Ranch, Manatee	47
San Antonio, Pasco	47
Missing, Okeechobee	47
Fisher Island, Dade	46
Grand Ridge, Jackson	45
Greenacres, Palm Beach	45
Missing, Calhoun	44
Indian Harbour Beach, Brevard	44
Fountain, Bay	44
Missing, Walton	43
Lawtey, Bradford	43
Lee, Madison	43
Mcdavid, Escambia	42
Missing, Sumter	42
Missing, Holmes	41
Mcalpin, Suwannee	40
Stock Island, Monroe	39
Sanibel, Lee	39
Poinciana, Polk	39
Lake Hamilton, Polk	39
Elkton, St. Johns	39
Alford, Jackson	39
Citrus Springs, Citrus	38
Center Hill, Sumter	37
Westville, Holmes	36
Celebration, Osceola	36
Christmas, Orange	35
Malone, Jackson	35
Micanopy, Alachua	35
Melrose, Putnam	35
Hosford, Liberty	34
Summerland Key, Monroe	34
Weirsdale, Marion	34
Wellborn, Suwannee	34
Valparaiso, Okaloosa	34
Howey-In-The-Hills, Lake	34
Astatula, Lake	34
Morriston, Levy	34

COVID-19: characteristics of 512,421 Florida resident cases

Data through Aug 6, 2020 verified as of Aug 7, 2020 at 09:25 AM

Data in this report are provisional and subject to change.

The table below includes the cities and counties of residence for cases in Florida residents based on the patient's ZIP Code. Note that city is not always received as part of the initial notification and may be missing while the case is being investigated.

City and county	Cases
Welaka, Putnam	33
Lauderdale By The Sea, Broward	33
Malabar, Brevard	33
Laurel Hill, Okaloosa	32
Missing, Gilchrist	32
Cutler Bay, Dade	32
Lake Helen, Volusia	32
Inlet Beach, Walton	32
Anthony, Marion	32
Babson Park, Polk	32
Princeton, Dade	32
Steinhatchee, Taylor	31
Juno Beach, Palm Beach	31
Bryceville, Nassau	31
Ponce De Leon, Holmes	31
Bokeelia, Lee	30
Bay Harbor Islands, Dade	30
Missing, Taylor	30
Osteen, Volusia	30
Florida State University, Leon	29
Atlantis, Palm Beach	29
Madeira Beach, Pinellas	29
Missing, Liberty	28
Greensboro, Gadsden	28
Hallandale Beach, Broward	28
San Mateo, Putnam	28
Belleair, Pinellas	28
Hypoluxo, Palm Beach	28
Missing, Bay	28
Missing, Suwannee	27
Big Pine Key, Monroe	27
Fern Park, Seminole	27
Lady Lake, Sumter	26
Canal Point, Palm Beach	26
Missing, Jefferson	26
Felda, Hendry	25
Destin, Walton	25
The Villages, Lake	25
Yalaha, Lake	25
Naranja, Dade	25
Eglin Air Force Base, Okaloosa	24
Haverhill, Palm Beach	24
Unknown, Orange	24
Patrick Air Force Base, Brevard	24
Belleair Beach, Pinellas	23
Ochopee, Collier	23
Astor, Lake	23
Sumterville, Sumter	23
Missing, Bradford	22
Bradenton Beach, Manatee	22
Missing, Dixie	22
Odessa, Pasco	22
Sunny Isles Beach, Dade	22
Caryville, Washington	22
Florida Dept Of Corrections, Union	22
Missing, Charlotte	22
Eastpoint, Franklin	21
Saint James City, Lee	21
Grant-Valkaria, Brevard	21

COVID-19: characteristics of 512,421 Florida resident cases

Data through Aug 6, 2020 verified as of Aug 7, 2020 at 09:25 AM

Data in this report are provisional and subject to change.

The table below includes the cities and counties of residence for cases in Florida residents based on the patient's ZIP Code. Note that city is not always received as part of the initial notification and may be missing while the case is being investigated.

City and county	Cases
Longboat Key, Manatee	21
Holt, Okaloosa	20
Campbellton, Jackson	20
Altoona, Lake	20
Oak Hill, Volusia	20
Jupiter, Martin	20
Sopchoppy, Wakulla	20
Temple Terrace, Hillsborough	19
Callaway, Bay	18
Ponce Inlet, Volusia	18
Panacea, Wakulla	18
Lamont, Jefferson	18
Hialeah Gardens, Dade	18
Miami Springs, Dade	18
Edgewood, Orange	17
Kissimmee, Orange	17
Clarksville, Calhoun	17
Placida, Charlotte	17
Baldwin, Duval	17
Crystal Beach, Pinellas	17
Georgetown, Putnam	16
Paisley, Lake	16
Kindred, Osceola	16
Waldo, Alachua	16
Missing, Union	16
Waverly, Polk	16
Fruit Cove, St. Johns	16
Tice, Lee	15
Fort Mccoy, Marion	15
North Bay Village, Dade	15
Brooker, Bradford	14
Pinetta, Madison	14
Miami Shores, Dade	14
Carrollwood, Hillsborough	14
Singer Island, Palm Beach	14
Inglis, Levy	14
Missing, Franklin	14
Village Of Palmetto Bay, Dade	13
West Park, Broward	13
Hollister, Putnam	13
Ona, Hardee	13
Walnut Hill, Escambia	13
Holmes Beach, Manatee	13
Winter Park, Seminole	13
Florahome, Putnam	13
Alafaya, Orange	13
Air Mail Facility, Dade	12
Palm Shores, Brevard	12
Lighthouse Point, Broward	12
Matlacha, Lee	12
Unknown, Dade	12
Okahumpka, Lake	12
Bay Pines, Pinellas	12
Nocatee, Desoto	12
Fort Denaud, Hendry	12
Harmony, Osceola	12
Terra Ceia, Manatee	12
Eaton Park, Polk	12
Bascom, Jackson	12

COVID-19: characteristics of 512,421 Florida resident cases

Data through Aug 6, 2020 verified as of Aug 7, 2020 at 09:25 AM

Data in this report are provisional and subject to change.

The table below includes the cities and counties of residence for cases in Florida residents based on the patient's ZIP Code. Note that city is not always received as part of the initial notification and may be missing while the case is being investigated.

City and county	Cases
Goulds, Dade	11
Santa Fe, Alachua	11
Mexico Beach, Bay	11
Sebastian, Brevard	11
North Redington Beach, Pinellas	11
Tierra Verde, Pinellas	11
Barefoot Bay, Brevard	11
Missing, Glades	10
Bellview, Escambia	10
Palmdale, Glades	10
Balm, Hillsborough	10
Lake Suzy, Desoto	10
Heathrow, Seminole	10
Sun City, Hillsborough	10
Ocean Ridge, Palm Beach	10
Bayonet Point, Pasco	10
Dania Beach, Broward	10
Treasure Island, Pinellas	9
Mangonia Park, Palm Beach	9
Missing, Lafayette	9
Highland City, Polk	9
Hampton, Bradford	9
Saint Pete Beach, Pinellas	9
Miami, Unknown	9
Intercession City, Osceola	9
Kinard, Calhoun	8
Bagdad, Santa Rosa	8
La Crosse, Alachua	8
Tyndall Air Force Base, Bay	8
Lutz, Pasco	8
Kathleen, Polk	8
Labelle, Glades	8
Reunion, Osceola	8
Missing, Alachua	8
Tioga, Alachua	8
Orange Lake, Marion	8
Homosassa Springs, Citrus	8
Key Colony Beach, Monroe	8
Eloise, Polk	7
Enterprise, Volusia	7
Gonzalez, Escambia	7
Aloma, Orange	7
Wahneta, Polk	7
Lorida, Highlands	7
Kenansville, Osceola	7
Cedar Key, Levy	7
Dowling Park, Suwannee	7
Sydney, Hillsborough	7
Maitland, Seminole	6
Paxton, Walton	6
Palma Sola, Manatee	6
Jacksonville, Unknown	6
Bradley, Polk	6
Quail Heights, Dade	6
Buena Ventura Lakes, Osceola	6
Venus, Highlands	6
Hernando Beach, Hernando	6
Wabasso, Indian River	6
Poinciana, Osceola	5

COVID-19: characteristics of 512,421 Florida resident cases

Data through Aug 6, 2020 verified as of Aug 7, 2020 at 09:25 AM

Data in this report are provisional and subject to change.

The table below includes the cities and counties of residence for cases in Florida residents based on the patient's ZIP Code. Note that city is not always received as part of the initial notification and may be missing while the case is being investigated.

City and county	Cases
Hiawassee, Orange	5
Indian Lake Estates, Polk	5
Branford, Lafayette	5
Rubonia, Manatee	5
West Delray Beach, Palm Beach	5
Pasadena, Pinellas	5
Perrine, Dade	5
Goodland, Collier	5
Altamonte Springs, Orange	5
Perdido Key, Escambia	5
Ferndale, Lake	5
Lowell, Marion	5
Mango, Hillsborough	5
Parker, Bay	5
North Venice, Sarasota	5
Shady Grove, Taylor	5
Tangerine, Orange	5
Plymouth, Orange	5
Penney Farms, Clay	5
Pensacola Beach, Santa Rosa	5
Murdock, Charlotte	5
Woodville, Leon	5
Long Boat Key, Manatee	5
Missing, Columbia	5
Ebro, Washington	5
Cloud Lake, Palm Beach	5
Sparr, Marion	5
Ponce De Leon, Walton	5
Crystal Springs, Pasco	5
Cudjoe Key, Monroe	4
Homeland, Polk	4
Hialeah, Unknown	4
Trilby, Pasco	4
Long Key, Monroe	4
Davenport, Osceola	4
Bonifay, Washington	4
Lake City, Suwannee	4
Sewalls Point, Martin	4
Orlando, Seminole	4
Pembroke Park, Broward	4
Mayport, Duval	4
Buckingham, Lee	4
Hollywood, Dade	4
Ridge Manor, Pasco	4
Saint Lucie West, St. Lucie	4
Siesta Key, Sarasota	4
Micco, Brevard	4
Nichols, Polk	4
Missing, Putnam	4
Oneco, Manatee	4
South Palm Beach, Palm Beach	4
City Of Sunrise, Broward	4
Miami, Broward	4
Hollywood, Unknown	4
Gulf Stream, Palm Beach	4
Celebration, Orange	4
Durant, Hillsborough	4
Leisure City, Dade	4
Orlando, Osceola	4

COVID-19: characteristics of 512,421 Florida resident cases

Data through Aug 6, 2020 verified as of Aug 7, 2020 at 09:25 AM

Data in this report are provisional and subject to change.

The table below includes the cities and counties of residence for cases in Florida residents based on the patient's ZIP Code. Note that city is not always received as part of the initial notification and may be missing while the case is being investigated.

City and county	Cases
Nobleton, Hernando	4
Northdale, Hillsborough	4
Psl, Unknown	4
Tallevast, Manatee	4
Steinhatchee, Dixie	4
Indian Creek Village, Dade	4
Eatonville, Orange	4
Lehigh, Lee	4
Gulf Hammock, Levy	4
Maxville, Duval	4
Ft Pierce, St. Lucie	4
Centerville, Leon	4
Pine Castle, Orange	4
Ybor City, Hillsborough	4
Ozona, Pinellas	3
Deerfield Beach, Unknown	3
Glenwood, Volusia	3
Lulu, Columbia	3
Milligan, Okaloosa	3
Lacoochee, Pasco	3
Pompano Beach, Unknown	3
Saint Marks, Wakulla	3
Port Saint John, Brevard	3
Saint Leo, Pasco	3
Lauderhill, Unknown	3
Indian River Shores, Indian River	3
International Service Center, Dade	3
Miromar Lakes, Lee	3
Mayport Naval Housing, Duval	3
Braden River, Manatee	3
Fpo, Duval	3
Fanning Springs, Gilchrist	3
Elfers, Pasco	3
Westchase, Hillsborough	3
Vernon, Bay	3
Virginia Gardens, Dade	3
Mount Plymouth, Lake	3
Orlando, Unknown	3
University Park, Manatee	3
Unknown, Broward	3
Lynbrook, Broward	3
Little Torch Key, Monroe	3
Laud-By-The-Sea, Broward	3
Lake Como, Putnam	3
Lake Monroe, Seminole	3
Indian Shores, Pinellas	3
Fort Lauderdale, Unknown	3
Captiva, Lee	3
Belleair Bluffs, Pinellas	3
Hallandale Beach, Broward	3
Graceville, Holmes	3
Candler, Marion	3
Boca Grande, Lee	3
Cortez, Manatee	3
Pine Hills, Orange	3
Fort Ogden, Desoto	3
Green Acres, Palm Beach	3
Dinsmore, Duval	3
Forest City, Orange	3

COVID-19: characteristics of 512,421 Florida resident cases

Data through Aug 6, 2020 verified as of Aug 7, 2020 at 09:25 AM

Data in this report are provisional and subject to change.

The table below includes the cities and counties of residence for cases in Florida residents based on the patient's ZIP Code. Note that city is not always received as part of the initial notification and may be missing while the case is being investigated.

City and county	Cases
Yankeetown, Levy	3
Missing, Hamilton	3
Cottdale, Washington	3
Duette, Manatee	3
East Lake, Marion	3
Bayshore Gardens, Manatee	3
Azalea Park, Orange	3
Anna Maria, Manatee	3
Destin, Unknown	2
Daytona Beach Shores, Volusia	2
Gibsonia, Polk	2
Everglades City, Collier	2
Fort Charlotte, Charlotte	2
Horseshoe Beach, Dixie	2
Lealman, Pinellas	2
Margate, Unknown	2
Madison, Unknown	2
Town N Country, Hillsborough	2
Port Salerno, Martin	2
Redington Beach, Pinellas	2
Redington Shores, Pinellas	2
Scottsmoor, Brevard	2
Telogia, Liberty	2
Orlando, Brevard	2
Goldenrod, Seminole	2
Champions Gate, Polk	2
Chokoloskee, Collier	2
Alturas, Polk	2
Lake Harbor, Palm Beach	2
Loughman, Polk	2
Oklawaha, Marion	2
Manalapan, Palm Beach	2
Laurel, Sarasota	2
Sunny Hills, Washington	2
Switzerland, St. Johns	2
Tampa, Pinellas	2
Unknown, Palm Beach	2
Watersound, Walton	2
Grandin, Putnam	2
Inlet Beach, Bay	2
Jacksonville, Clay	2
Archer, Levy	2
Fairfield, Marion	2
Jensen Beach, St. Lucie	2
Hallandale Beach, Unknown	2
Hawthorne, Putnam	2
Lockhart, Orange	2
Loxahatchee Groves, Palm Beach	2
Trenton, Levy	2
Valkaria, Brevard	2
West Bradenton, Manatee	2
The Villages, Marion	2
River Ranch, Polk	2
Ramrod Key, Monroe	2
Palm Beach Shores, Palm Beach	2
Ponte Vedra, Duval	2
Port Charlotte, Unknown	2
Port Saint Lucie, Martin	2
New Smyrna, Volusia	2

COVID-19: characteristics of 512,421 Florida resident cases

Data through Aug 6, 2020 verified as of Aug 7, 2020 at 09:25 AM

Data in this report are provisional and subject to change.

The table below includes the cities and counties of residence for cases in Florida residents based on the patient's ZIP Code. Note that city is not always received as part of the initial notification and may be missing while the case is being investigated.

City and county	Cases
Palma Ceia, Hillsborough	2
Oakland Park, Unknown	2
Wakulla Springs, Wakulla	2
Union Park, Orange	2
University Of Miami, Dade	2
Samoset, Manatee	2
Holder, Citrus	2
Lake Butler, Bradford	2
Jonesville, Alachua	2
Miami, Martin	2
El Jobean, Charlotte	2
Basinger, Okeechobee	2
Fort Lauderdale, Dade	2
Arcadia, Unknown	2
Sand Lake, Orange	2
Roseland, Indian River	2
West Palm Beach, Unknown	2
San Carlos Park, Lee	2
Shady Hills, Pasco	2
Sorrento, Orange	2
Lakeshore, Polk	2
Mesa, Unknown	2
Miami Gardens, Unknown	2
Miramar, Dade	2
Ormond Beach, Flagler	2
Morriston, Marion	2
Longboat Key, Sarasota	2
Earleton, Alachua	2
Clewiston, Palm Beach	2
Miccosukee, Leon	2
Lamont, Taylor	2
Gulf Breeze, Escambia	2
Cypress, Jackson	2
Sugarloaf, Monroe	2
White Springs, Columbia	2
Venice, Manatee	2
Unknown, Seminole	2
Unknown, Volusia	1
Westville, Walton	1
Tamarac, Dade	1
Port Saint Lucie, Palm Beach	1
Rocky Point, Hillsborough	1
Rosemary Beach, Walton	1
Saint Johns, Duval	1
Salt Springs, Marion	1
Other, Dade	1
Pensacola Beach, Escambia	1
Pensacola, Unknown	1
Orl, Osceola	1
New Port Richey, Unknown	1
Clarcona, Orange	1
Coconut Ck, Unknown	1
Deerfield, Broward	1
Alpharetta, Broward	1
Hoclywsod, Dade	1
Homeless, Hillsborough	1
Homeless, Monroe	1
Homeless, Pinellas	1
Hutchinson Island, St. Lucie	1

COVID-19: characteristics of 512,421 Florida resident cases

Data through Aug 6, 2020 verified as of Aug 7, 2020 at 09:25 AM

Data in this report are provisional and subject to change.

The table below includes the cities and counties of residence for cases in Florida residents based on the patient's ZIP Code. Note that city is not always received as part of the initial notification and may be missing while the case is being investigated.

City and county	Cases
Lehigh Acers, Lee	1
Los Angeles, Dade	1
Miamc, Dade	1
Lakeland, Unknown	1
Layton, Monroe	1
Hallandale, Unknown	1
Jacksonville, Orange	1
Duck Key, Monroe	1
Lucedale, St. Lucie	1
Jacksonville, Nassau	1
Homossa, Orange	1
Hosford, Calhoun	1
Jacksonville Naval Air Station, Duval	1
Jacksonville Naval Hospital, Duval	1
Brentwood, Citrus	1
Cape Haze, Charlotte	1
Champions Gate, Osceola	1
Davie, Unknown	1
Alva, Escambia	1
Bayou George, Bay	1
Babcock Ranch, Charlotte	1
Branford, Gilchrist	1
Mount Dora, Seminole	1
Naples, Lee	1
North Fort Myers, Charlotte	1
North Laud, Unknown	1
Monroe, Hillsborough	1
Oldsrav, Manatee	1
Panama City, Unknown	1
Sunrtise, Dade	1
Sharpes, Brevard	1
Unknown, Unknown	1
Unable To Obtain, Palm Beach	1
University Of Tampa, Hillsborough	1
Unk, Alachua	1
Sanford, Orange	1
Perth Amboy, Hillsborough	1
Punta Gorda, Unknown	1
Rivera Beach, Palm Beach	1
Watersound, Bay	1
Yeehaw, Okeechobee	1
Weston, Unknown	1
Williston, Marion	1
West Hollywood, Broward	1
Unknown Out Of Area, Palm Beach	1
Unknown, Duval	1
Winter Springs, Orange	1
Seacrest, Bay	1
Stiamk, Dade	1
Sugarloaf Key, Monroe	1
Port St Luice, Unknown	1
Rices Landing, Dade	1
Point Washington, Walton	1
Pensacola Naval Hospital, Escambia	1
Mount Dora, Orange	1
New Church, Palm Beach	1
New Port Richey, Hillsborough	1
Oviedo, Orange	1
Okeechobee, Highlands	1

COVID-19: characteristics of 512,421 Florida resident cases

Data through Aug 6, 2020 verified as of Aug 7, 2020 at 09:25 AM

Data in this report are provisional and subject to change.

The table below includes the cities and counties of residence for cases in Florida residents based on the patient's ZIP Code. Note that city is not always received as part of the initial notification and may be missing while the case is being investigated.

City and county	Cases
Orange Park, Duval	1
Astor, Volusia	1
Austin, Dade	1
Big Torch Key, Monroe	1
Bonifay, Unknown	1
Clearwater, Hillsborough	1
Apo, Collier	1
Franklin, Orange	1
Dade City, Hernando	1
Miramar, Unknown	1
Litchfield Park, Unknown	1
Marathon Shores, Monroe	1
Mayport Naval Station, Duval	1
Mcintosh, Marion	1
Lake Worth, Unknown	1
Laurel Hill, Walton	1
Haines City, Orange	1
Jena, Taylor	1
Indian Rock Beach, Pinellas	1
Hillsboro Beach, Broward	1
Greenville, Taylor	1
Lauderdale Lakes, Unknown	1
Jupiter Inlet, Palm Beach	1
Miamksaohes, Dade	1
Metter, Manatee	1
Miami Dade, Unknown	1
Evinston, Alachua	1
Fellsmere, Brevard	1
Fernandina, Nassau	1
Fwb, Escambia	1
Graham, Bradford	1
Cypress Gardens, Polk	1
St Cloud, Orange	1
Suwannee, Dixie	1
Syracuse, Unknown	1
Salem, Taylor	1
Sarasota, Unknown	1
Seacrest, Walton	1
Unknown, Manatee	1
Twentynine Palms, Broward	1
Xifamk, Dade	1
Windermere, Unknown	1
Orlando, Manatee	1
Okeechobee, Martin	1
Okeechobi, Unknown	1
Pennsacola, Escambia	1
Pooler, Broward	1
North Lauderdale, Unknown	1
North Miami, Palm Beach	1
North Port, Manatee	1
Pcb, Bay	1
Port Everglades, Broward	1
Middlesburg, Duval	1
Niceville, Walton	1
Mount Pleasant, Gadsden	1
Saint Augusaintine Beach, St. Johns	1
Seven Springs, Pasco	1
Tallahassee, Unknown	1
South Miami, Unknown	1

COVID-19: characteristics of 512,421 Florida resident cases

Data through Aug 6, 2020 verified as of Aug 7, 2020 at 09:25 AM

Data in this report are provisional and subject to change.

The table below includes the cities and counties of residence for cases in Florida residents based on the patient's ZIP Code. Note that city is not always received as part of the initial notification and may be missing while the case is being investigated.

City and county	Cases
West Villages, Sarasota	1
Wintergarden, Orange	1
Washington, Unknown	1
Unkown, Seminole	1
Miami, Palm Beach	1
Lake Geneva, Clay	1
Highland Beach, Palm Beach	1
Immokalee, Lee	1
Jupiter, Duval	1
Davenport, Orange	1
Fort Walton Beach, Unknown	1
Boca Raton, Orange	1
Brooksville, Pasco	1
Hispanic, St. Lucie	1
Kissimmee, Brevard	1
Fort Pierce, Martin	1
Fl, Dade	1
Florence Villa, Polk	1
Estero, Collier	1
Fellsmele, Brevard	1
Doctors Inlet, Clay	1
Dade City, Hillsborough	1
Clermont, Orange	1
Clermont, Polk	1
Celeste, Broward	1
Bay Lake, Orange	1
Beverly Beach, Flagler	1
99, Unknown	1
Aollywoss, Dade	1
Unknown, Columbia	1
Tarpon Springs, Pasco	1
Tewksbury, Orange	1
Wesley Chapel, Alachua	1
Weston, Dade	1
White City, Gulf	1
South Daytona Beach, Volusia	1
Tampa Palms, Hillsborough	1
San Antonio, Unknown	1
Lutz, Hernando	1
Miamf, Dade	1
Oiustee, Baker	1
Pine Ridge, Citrus	1
Ocala, Alachua	1
Okeechobee, St. Lucie	1
Miami Granders, Dade	1
Los Angeles, Polk	1
Lanark Village, Franklin	1
Hialean, Unknown	1
999999, Okaloosa	1
Bartow, Unknown	1
Caryville, Holmes	1
Cassadaga, Volusia	1
Bostwick, Putnam	1
Cosselberry, Orange	1
Darien, Pasco	1
Grand Island, Unknown	1
Fort Myers, Seminole	1
Fwb, Unknown	1
Gastonia, Polk	1

COVID-19: characteristics of 512,421 Florida resident cases

Data through Aug 6, 2020 verified as of Aug 7, 2020 at 09:25 AM

Data in this report are provisional and subject to change.

The table below includes the cities and counties of residence for cases in Florida residents based on the patient's ZIP Code. Note that city is not always received as part of the initial notification and may be missing while the case is being investigated.

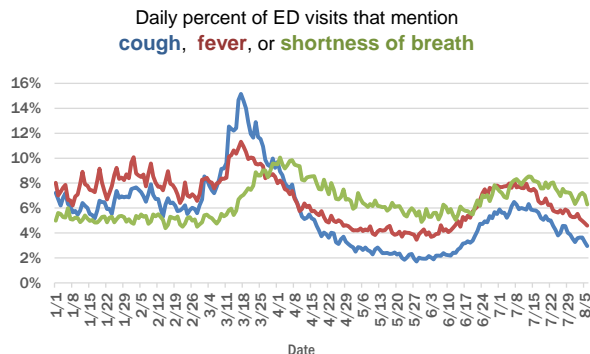
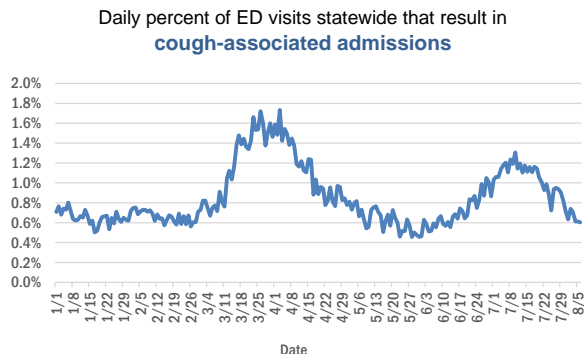
City and county	Cases
Deltona , Volusia	1
Rosemary Beach, Bay	1
Saint Cloud, Orange	1
Saint George Island, Franklin	1
Saint Petersburg, Dade	1
San Pedro Sula, Dade	1
Port Charlotte Fl, Unknown	1
Palm Bay, Dade	1
Palm Coast, Orange	1
Orange, Orange	1
Turmero, Dade	1
Tampa, Dade	1
Westlake, Palm Beach	1
Wimauma, Manatee	1
Seminole, Orange	1
South Fort Myers, Lee	1
Tampa, Orange	1
University Of Central Fl, Orange	1
Valrico, Orange	1
Winterpark, Unknown	1
Wewahitchka, Calhoun	1
Longwood, Orange	1
Miamt, Dade	1
Mid Florida, Seminole	1
Orlando, Orange	1
Palm City, Unknown	1
Ocala, Unknown	1
Ocean Breeze, Martin	1
N/A, Duval	1
Nokomis, Palm Beach	1
Live Oak, Columbia	1
Hurlburt Field, Okaloosa	1
Homeless, Dade	1
Ft Pierce, Unknown	1
Garland, Orange	1
Hallandate Ben, Unknown	1
Greenacres, Unknown	1
Everett, Dade	1
Apopka, Unknown	1
Alligator Point, Wakulla	1
Amelia City, Nassau	1
Bonita Springs, Collier	1
Total	512,421

COVID-19: additional surveillance information

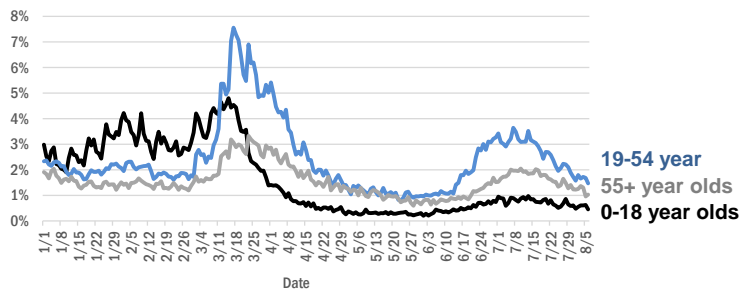
Data through Aug 6, 2020 verified as of Aug 7, 2020 at 09:25 AM

Data in this report are provisional and subject to change.

Statewide emergency department (ED) chief complaint and admission data



Daily percent of ED visits statewide that mention cough by age group



The Electronic Surveillance System for the Early Notification of Community-Based Epidemics (ESSENCE-FL) includes chief complaint data from 211 of 212 Florida EDs. Data are transmitted electronically to ESSENCE-FL daily or hourly.

COVID-19: All persons with tests reported

Data through Aug 6, 2020 verified as of Aug 7, 2020 at 09:25 AM

Data in this report are provisional and subject to change.

The table below includes persons with laboratory results that the Department of Health has received electronically or by mail/fax for Florida residents and non-Florida residents.

County	Awaiting testing	Inconclusive	Negative	Positive	Percent positive	Total tested
Dade	257	1,673	537,740	129,409	19%	668,822
Broward	167	726	363,449	60,746	14%	424,921
Palm Beach	261	600	237,397	36,114	13%	274,111
Orange	442	281	235,511	31,026	12%	266,818
Hillsborough	189	480	206,105	31,865	13%	238,450
Duval	170	217	183,518	22,889	11%	206,624
Pinellas	21	140	151,750	17,541	10%	169,431
Lee	26	58	96,442	16,248	14%	112,748
Polk	52	89	80,656	13,839	15%	94,584
Manatee	8	64	74,538	9,124	11%	83,726
Brevard	10	59	76,098	5,851	7%	82,008
Volusia	61	100	64,647	7,654	11%	72,401
Sarasota	23	49	66,236	6,095	8%	72,380
Alachua	3	23	66,109	4,006	6%	70,138
Escambia	11	42	60,638	8,757	13%	69,437
Seminole	61	64	60,118	6,976	10%	67,158
Pasco	101	47	59,184	6,893	10%	66,124
Lake	75	85	58,160	4,958	8%	63,203
Osceola	109	127	52,887	9,401	15%	62,415
Collier	207	64	51,436	10,202	17%	61,702
Leon	17	114	53,338	4,814	8%	58,266
Marion	333	91	43,808	5,984	12%	49,883
St. Lucie	269	53	36,438	5,625	13%	42,116
St. Johns	44	32	36,550	3,552	9%	40,134
Clay	13	17	30,896	3,186	9%	34,099
Okaloosa	34	45	25,368	3,391	12%	28,804
Santa Rosa	17	36	24,164	3,791	14%	27,991
Indian River	53	16	24,037	2,450	9%	26,503
Charlotte	11	32	23,425	2,174	8%	25,631
Bay	9	51	21,206	4,194	16%	25,451
Martin	52	39	21,505	3,767	15%	25,311
Hernando	2	13	16,576	1,929	10%	18,518
Citrus	32	11	16,574	1,473	8%	18,058
Sumter	26	13	16,171	1,237	7%	17,421
Highlands	8	14	14,254	1,355	9%	15,623
Nassau	32	17	13,503	1,202	8%	14,722
Flagler	5	20	13,637	1,008	7%	14,665
Columbia	4	55	10,487	2,784	21%	13,326
Monroe	63	12	11,766	1,456	11%	13,234
Putnam	2	9	11,151	1,465	12%	12,625
Gadsden	6	38	10,764	1,781	14%	12,583
Jackson	5	13	9,600	1,832	16%	11,445
Desoto	5	7	8,110	1,327	14%	9,444
Walton	2	41	7,996	1,345	14%	9,382
Hendry	1	18	6,481	1,725	21%	8,224
Wakulla	4	34	6,925	662	9%	7,621
Suwannee	1	13	5,968	1,356	18%	7,337

COVID-19: All persons with tests reported

Data through Aug 6, 2020 verified as of Aug 7, 2020 at 09:25 AM

Data in this report are provisional and subject to change.

The table below includes persons with laboratory results that the Department of Health has received electronically or by mail/fax for Florida residents and non-Florida residents.

County	Awaiting testing	Inconclusive	Negative	Positive	Percent positive	Total tested
Okeechobee	2	14	5,439	1,013	16%	6,466
Levy	2	10	5,440	652	11%	6,102
Unknown	4	34	5,206	660	11%	5,900
Washington	18	18	4,641	807	15%	5,466
Taylor	7	27	4,164	936	18%	5,127
Madison	1	10	4,366	686	14%	5,062
Baker	22	8	4,388	630	13%	5,026
Hardee		11	4,089	908	18%	5,008
Union		6	4,539	291	6%	4,836
Bradford	1	19	3,938	434	10%	4,391
Gulf		5	3,755	569	13%	4,329
Holmes	4	7	3,699	486	12%	4,192
Hamilton	1	2	3,392	612	15%	4,006
Franklin	2	10	3,223	377	10%	3,610
Gilchrist	3	7	3,204	345	10%	3,556
Calhoun	1	17	2,865	417	13%	3,299
Liberty			2,663	395	13%	3,058
Dixie		5	2,572	424	14%	3,001
Jefferson	1	14	2,466	447	15%	2,927
Glades	1	2	711	398	36%	1,111
Lafayette		3	787	129	14%	919
Total	3,374	6,071	3,378,864	518,075	13%	3,903,010

COVID-19: testing by laboratory

Data through Aug 6, 2020 verified as of Aug 7, 2020 at 09:25 AM

Data in this report are provisional and subject to change.

The numbers in the table below represent the number for whom test results were received by the Department of Health. A person can be tested by more than one laboratory and can have both positive and negative results. **Therefore, the sum of the numbers in each column will be larger than the total number of people tested.**

Reporting lab	Inconclusive	Negative	Positive	Percent positive	Total
QUEST DIAGNOSTICS - TAMPA	5,235	660,314	95,828	13%	761,377
LABORATORY CORPORATION OF AMERICA	1,071	650,247	95,390	13%	746,708
BIO REFERENCE LABORATORIES, INC	4,815	430,113	85,180	16%	520,108
GENETWORX	662	377,311	32,006	8%	409,979
REALTOX LABS LLC	2,138	197,278	35,018	15%	234,434
CURATIVE_LABS	2,777	180,679	17,720	9%	201,176
NORTHWEST LABORATORY	212	114,876	5,860	5%	120,948
ADVENT HEALTH LAB	112	101,277	14,034	12%	115,423
MEDICAL DIAGNOSTIC LABORATORIES	747	77,409	10,957	12%	89,113
KORVALABS, INC	911	83,293	3,964	4%	88,168
BIOCOLLECTIONS WORLDWIDE, INC	283	56,040	9,205	14%	65,528
MAYO CLINIC LABORATORIES	119	58,516	6,145	9%	64,780
ELABNETWORK	383	58,420	5,159	8%	63,962
MEMORIAL REGIONAL HOSPITAL SOUTH	18	46,399	12,096	21%	58,513
QUEST DIAGNOSTICS NICHOLS INSTITUTE, INC.	193	48,892	6,312	11%	55,397
BAYCARE LABORATORIES LLC	285	49,177	5,238	10%	54,700
MAKO GENOMICS	2,240	42,059	8,228	16%	52,527
BPHL-JACKSONVILLE	13	41,534	7,764	16%	49,311
SACRED HEART HOSPITAL LABORATORY	2	42,211	5,237	11%	47,450
ORLANDO REG MED CENTER CLINICAL LAB	433	41,008	5,412	12%	46,853
DIATHERIX LABORATORIES		37,533	5,368	13%	42,901
TAMPA GENERAL HOSPITAL	4	37,082	2,921	7%	40,007
TESTING MATTERS INC		34,765	4,902	12%	39,667
UF PATHLABS	33	37,445	1,554	4%	39,032
VIRACOR-EUROFINS LABORATORIES		25,656	8,254	24%	33,910
ARUP LABORATORIES		31,205	2,279	7%	33,484
BPHL-MIAMI	206	27,154	6,076	18%	33,436
JACKSON MEMORIAL HOSPITAL CLINICAL LAB	79	26,331	6,478	20%	32,888
BPHL-TAMPA (SPECTRUM BLVD)	45	23,341	3,916	14%	27,302
AIT LABORATORIES		22,459	2,644	11%	25,103
SHANDS AT THE UNIVERSITY OF FLORIDA	127	23,499	1,306	5%	24,932
ST VINCENT'S MEDICAL CENTER - RIVERSIDE	1	18,841	2,283	11%	21,125
LAKELAND REGIONAL MEDICAL CENTER	47	18,739	2,157	10%	20,943
Florida_Hospital	19	15,284	2,729	15%	18,032
WALGREENS	9	15,478	2,535	14%	18,022
CAPE CORAL HOSPITAL CLINICAL LABORATORY		14,129	2,670	16%	16,799
SUNPATH MEDICAL DIAGNOSTICS LABORATORY	72	13,278	2,412	15%	15,762
BROWARD GENERAL MEDICAL CENTER-CLINICAL LAB	2	13,501	1,907	12%	15,410
SHANDS JACKSONVILLE MEDICAL CENTER INC	31	12,048	1,116	8%	13,195
BAPTIST HOSPITAL OF MIAMI CLINICAL LABORATORY	10	10,787	2,357	18%	13,154
BAPTIST MEDICAL CENTER JACKSONVILLE	1	12,032	807	6%	12,840
STATLAB_MOBILE		11,809	876	7%	12,685
CLEVELAND CLINIC HOSPITAL LAB	4	11,132	1,134	9%	12,270
FLORIDA HOSPITAL - TAMPA	5	10,756	1,089	9%	11,850
ADVENTHEALTH DAYTONA BEACH	20	10,731	894	8%	11,645
NAPLES COMMUNITY HOSPITAL	22	9,946	1,176	11%	11,144

COVID-19: testing by laboratory

Data through Aug 6, 2020 verified as of Aug 7, 2020 at 09:25 AM

Data in this report are provisional and subject to change.

The numbers in the table below represent the number for whom test results were received by the Department of Health. A person can be tested by more than one laboratory and can have both positive and negative results. **Therefore, the sum of the numbers in each column will be larger than the total number of people tested.**

Reporting lab	Inconclusive	Negative	Positive	Percent positive	Total
ST JOSEPHS HOSPITAL LABORATORY	9	9,329	1,312	12%	10,650
SARASOTA MEMORIAL HOSPITAL MAIN LAB	12	9,681	916	9%	10,609
APPLIED INGENUITY DIAGNOSTICS LLC		9,807	652	6%	10,459
PALMETTO GENERAL HOSPITAL LAB	3	7,864	2,558	25%	10,425
MOUNT SINAI MEDICAL CENTER	6	8,511	1,069	11%	9,586
INTEGRATED REGIONAL LABORATORIES LLP		7,675	1,446	16%	9,121
MILLENNIUM PHYSICIAN GROUP		7,513	1,568	17%	9,081
UNIVERSITY OF MIAMI HOSPITAL	9	7,062	1,538	18%	8,609
JFK MEDICAL CENTER LAB	1	7,116	1,406	16%	8,523
NORTH FLORIDA REGIONAL MEDICAL CENTER		7,713	785	9%	8,498
QUEST NEW ENGLAND	35	7,358	991	12%	8,384
NICKLAUS CHILDREN'S HOSPITAL	21	6,655	1,640	20%	8,316
SAINT MARY'S MEDICAL CENTER	10	7,098	1,185	14%	8,293
MORTON PLANT HOSPITAL-ADLER INSTITUTE	7	7,605	630	8%	8,242
LABCORP BURLINGTON (LPP)	3	7,709	345	4%	8,057
ECCO LAB GROUP CO	264	5,841	1,853	23%	7,958
BRANDON REGIONAL HOSPITAL		6,653	1,274	16%	7,927
TALLAHASSEE MEMORIAL HOSPITAL	23	7,216	674	9%	7,913
SOUTH MIAMI HOSPITAL LAB	10	6,701	1,064	14%	7,775
JUPITER MEDICAL CENTER LAB	33	6,729	993	13%	7,755
WELLINGTON REGIONAL MED CTR LAB	3	6,027	1,032	15%	7,062
REAL DIAGNOSTICS	77	6,449	465	7%	6,991
FLORIDA HOSPITAL WATERMAN LABORATORY	14	6,389	514	7%	6,917
INDIAN RIVER MEDICAL CENTER LAB		6,458	425	6%	6,883
MEMORIAL REGIONAL HOSPITAL CLINICAL LABORATORY	8	6,234	494	7%	6,736
PANCARE OF FLORIDA INC		6,075	372	6%	6,447
LARKIN COMMUNITY HOSPITAL	10	5,372	1,018	16%	6,400
AEGIS SCIENCES CORPORATION	27	5,529	466	8%	6,022
BAPTIST HOSPITAL OF MIAMI MOLECULAR DIAGNOSTICS	53	5,026	762	13%	5,841
DELRAY MEDICAL CENTER	2	5,084	668	12%	5,754
HOMESTEAD HOSPITAL CLINICAL LABORATORY	7	4,416	1,300	23%	5,723
MEMORIAL HOSPITAL JACKSONVILLE	8	4,385	1,173	21%	5,566
ST ANTHONY'S HOSPITAL LAB	10	4,851	668	12%	5,529
ARNOLD PALMER MEDICAL CENTER CLINICAL LAB		5,330	159	3%	5,489
OSCEOLA REGIONAL MEDICAL CENTER	1	4,418	911	17%	5,330
LEESBURG REGIONAL MEDICAL CENTER		4,725	586	11%	5,311
WINTER HAVEN HOSPITAL CLINICAL LABORATORY	1	4,431	852	16%	5,284
WEST KENDALL BAPTIST HOSPITAL LABORATORY	3	4,110	1,102	21%	5,215
MARTIN HOSPITAL SOUTH LAB		4,729	268	5%	4,997
ST JOSEPHS HOSPITAL	7	4,260	655	13%	4,922
GOOD SAMARITAN MEDICAL CENTER LAB	1	3,979	827	17%	4,807
MEASE COUNTRYSIDE LAB	1	4,254	468	10%	4,723
LAWNWOOD REGIONAL MEDICAL CENTER	1	3,893	791	17%	4,685
ORANGE PARK MEDICAL CENTER	7	3,642	1,000	22%	4,649

COVID-19: testing by laboratory

Data through Aug 6, 2020 verified as of Aug 7, 2020 at 09:25 AM

Data in this report are provisional and subject to change.

The numbers in the table below represent the number for whom test results were received by the Department of Health. A person can be tested by more than one laboratory and can have both positive and negative results. **Therefore, the sum of the numbers in each column will be larger than the total number of people tested.**

Reporting lab	Inconclusive	Negative	Positive	Percent positive	Total
BAPTIST MEDICAL CENTER SOUTH		4,210	344	8%	4,554
LARKIN COMMUNITY HOSPITAL INC DBA CARDIOTROPIC		1,572	2,836	64%	4,408
QUEST DIAGNOSTICS INFECTIOUS DISEASE INC	13	3,265	1,087	25%	4,365
GULF COAST MEDICAL CENTER MICROLAB		3,173	1,142	26%	4,315
QUEST DIAGNOSTICS NICHOLS INSTITUTE - SJC (ELR)	14	3,601	588	14%	4,203
FLORIDA HOSPITAL HEARTLAND MED CTR CLINICAL LAB	1	3,724	402	10%	4,127
WESTSIDE REGIONAL MED CTR	2	3,245	824	20%	4,071
HALIFAX MEDICAL CENTER LAB	12	3,457	588	14%	4,057
WEST FLORIDA HOSPITAL LAB		3,133	906	22%	4,039
BAPTIST HOSPITAL LABORATORY	4	3,380	654	16%	4,038
MANATEE MEMORIAL HOSPITAL		3,526	433	11%	3,959
BETHESDA HOSPITAL EAST		3,465	486	12%	3,951
WEST BOCA MEDICAL CENTER LAB		3,494	441	11%	3,935
FLORIDA HOSPITAL WESLEY CHAPEL	1	3,516	344	9%	3,861
QUEST DIAGNOSTICS - WEST HILLS	15	3,649	159	4%	3,823
CORAL GABLES HOSPITAL CLINICAL LABORATORY		2,862	946	25%	3,808
DRS CLACK SPENCER WHITE & MCCORMACK PA D/B/A		3,252	538	14%	3,790
AVENTURA HOSPITAL LAB		2,764	1,002	27%	3,766
ABL MEDICAL CARE LLC		3,278	483	13%	3,761
MERCY HOSPITAL A CAMPUS OF PLANTATION GEN HOSP LAB	1	2,724	1,019	27%	3,744
MEMORIAL HOSPITAL WEST LABORATORY SERVICES	10	3,348	383	10%	3,741
NCH NORTH NAPLES HOSPITAL LAB	1	3,220	468	13%	3,689
LARGO MEDICAL CENTER		3,179	510	14%	3,689
AKESOGEN		3,190	468	13%	3,658
OAK HILL HOSPITAL		3,229	421	12%	3,650
NORTHWEST MEDICAL CENTER	1	2,754	874	24%	3,629
PALM BEACH GARDENS MEDICAL CTR LAB		3,261	357	10%	3,618
Lee Memorial Hospital		2,951	656	18%	3,607
DOCTORS HOSPITAL	2	2,813	777	22%	3,592
HEALTH PARK MEDICAL CENTER CLINICAL LAB		2,834	719	20%	3,553
RUTGERS CLINICAL GENOMICS LABORATORY	5	3,362	167	5%	3,534
BROWARD HEALTH NORTH CLINICAL LABORATORY		2,999	514	15%	3,513
CORAL SPRINGS MED CTR		3,110	394	11%	3,504
PALMS WEST HOSPITAL LAB	2	2,721	769	22%	3,492
FLORIDA HOSPITAL ZEPHYRHILLS		3,104	262	8%	3,366
NEW YORK STATE ELR - SUNRISE MEDICAL LABORATORIES		3,288	77	2%	3,365
NORTH SHORE MEDICAL CENTER		2,603	759	23%	3,362
CLEVELAND CLINIC MARTIN SOUTH HOSPITAL		3,009	305	9%	3,314
Capital Regional Medical Ctr		2,619	649	20%	3,268
MOFFITT CANCER CENTER	5	3,223	36	1%	3,264
FLORIDA HOSPITAL FLAGLER	2	3,022	207	6%	3,231
THE VILLAGES REGIONAL HOSPITAL		2,976	255	8%	3,231
FLORIDA MEDICAL CENTER - A CAMPUS OF NORTH SHORE	2	2,627	532	17%	3,161
BLAKE MEDICAL CENTER		2,509	617	20%	3,126

COVID-19: testing by laboratory

Data through Aug 6, 2020 verified as of Aug 7, 2020 at 09:25 AM

Data in this report are provisional and subject to change.

The numbers in the table below represent the number for whom test results were received by the Department of Health. A person can be tested by more than one laboratory and can have both positive and negative results. **Therefore, the sum of the numbers in each column will be larger than the total number of people tested.**

Reporting lab	Inconclusive	Negative	Positive	Percent positive	Total
FLORIDA HOSPITAL DELAND	2	2,533	534	17%	3,069
CARDIOTROPIC LABS	81	2,281	669	22%	3,031
REGIONAL MEDICAL CENTER BAYONET POINT	1	2,710	255	9%	2,966
PLANTATION GENERAL HOSPITAL		2,157	788	27%	2,945
FLORIDA HOSPITAL OF CARROLLWOOD		2,459	444	15%	2,903
BAYFRONT MEDICAL CENTER	10	2,122	766	26%	2,898
NEMOURS CHILDRENS HOSPITAL		2,764	61	2%	2,825
NORTHSIDE HOSPITAL AND HEART INSTITUTE		2,328	391	14%	2,719
MEDICAL CENTER OF TRINITY CLINICAL LABORATORY		2,292	413	15%	2,705
LAKE CITY MEDICAL CENTER		1,996	626	24%	2,622
MORTON PLANT-MEASE		2,411	197	8%	2,608
OCALA REGIONAL MEDICAL CENTER		2,300	298	11%	2,598
ST JOSEPHS NORTH HOSPITAL LAB		2,270	287	11%	2,557
BAPTIST MEDICAL CENTER - BEACHES		2,332	161	6%	2,493
IMPERIAL POINT MEDICAL CENTER		2,236	249	10%	2,485
GULF COAST MEDICAL CENTER LAB		1,894	520	22%	2,414
LAKEWOOD RANCH MEDICAL CENTER		2,153	239	10%	2,392
DR. P. PHILLIPS HOSPITAL		2,320	62	3%	2,382
CENTRAL FLORIDA REGIONAL HOSPITAL		2,026	339	14%	2,365
QUEST DIAGNOSTICS	3	2,046	305	13%	2,354
ST LUCIE MEDICAL CENTER		1,827	448	20%	2,275
SOUTH FLORIDA BAPTIST HOSPITAL MICRO	1	1,850	351	16%	2,202
MEDCOMP SCIENCES LLC	27	1,290	843	39%	2,160
POINCIANA MEDICAL CENTER		1,552	606	28%	2,158
INFORM DIAGNOSTICS, INC		2,023	116	5%	2,139
WESTCHESTER HOSPITAL	14	1,735	364	17%	2,113
BIOCERNA LABS	117	1,442	544	26%	2,103
VISTA CLINICAL		1,152	935	45%	2,087
SOUTH LAKE HOSPITAL		2,006	77	4%	2,083
BAPTIST MEDICAL CENTER - NASSAU		1,899	99	5%	1,998
LEON MEDICAL CENTERS LLC		1,519	478	24%	1,997
FLORIDA HOSPITAL NORTH PINELLAS	5	1,811	150	8%	1,966
UNIVERSITY HOSPITAL AND MEDICAL CENTER		1,431	528	27%	1,959
PHYSICIANS REGIONAL MEDICAL CENTER - PINE RIDGE RD		1,562	366	19%	1,928
WEST MARION COMMUNITY HOSPITAL LAB		1,705	196	10%	1,901
WEST PALM HOSPITAL LAB		1,585	287	15%	1,872
SOUTH SEMINOLE HOSPITAL LABORATORY		1,730	77	4%	1,807
UHEALTH CORAL GABLES/LENNAR MED CTR		1,705	89	5%	1,794
BOSTON HEART DIAGNOSTICS CORP		1,574	219	12%	1,793
ST PETERSBURG GENERAL HOSPITAL		1,295	465	26%	1,760
MEMORIAL HOSPITAL- MIRAMAR	10	1,603	140	8%	1,753
MEMORIAL HOSPITAL MICRO		1,521	201	12%	1,722
ALL CHILDREN'S HOSPITAL LAB		1,570	146	9%	1,716
EXACT SCIENCES LABORATORIES		1,548	158	9%	1,706
QUEST DIAGNOSTICS - ATLANTA	1	1,472	220	13%	1,693
QUEST DIAGNOSTICS LENEXA	10	1,516	128	8%	1,654

COVID-19: testing by laboratory

Data through Aug 6, 2020 verified as of Aug 7, 2020 at 09:25 AM

Data in this report are provisional and subject to change.

The numbers in the table below represent the number for whom test results were received by the Department of Health. A person can be tested by more than one laboratory and can have both positive and negative results. **Therefore, the sum of the numbers in each column will be larger than the total number of people tested.**

Reporting lab	Inconclusive	Negative	Positive	Percent positive	Total
MEASE DUNEDIN HOSPITAL	4	1,472	160	10%	1,636
CITRUS MEMORIAL HOSPITAL LABORATORY		1,541	84	5%	1,625
FLORIDA HOSPITAL FISH MEMORIAL		1,323	272	17%	1,595
BAPTIST NORTH EMERGENCY CENTER		1,142	448	28%	1,590
HIALEAH HOSPITAL	4	1,196	387	24%	1,587
FULGENT DIAGNOSTICS	57	1,389	130	8%	1,576
FORT WALTON BEACH MEDICAL CENTER		1,349	215	14%	1,564
LEE HEALTH COCONUT POINT CLINICAL LAB	1	1,240	303	20%	1,544
OPTEO LABORATORY		1,505	29	2%	1,534
OVIEDO MEDICAL CENTER		1,275	244	16%	1,519
MEMORIAL HOSPITAL PEMBROKE	3	1,310	185	12%	1,498
ADVENTHEALTH OCALA LABORATORY		1,232	210	15%	1,442
DOCTORS HOSPITAL OF SARASOTA CLINICAL LABORATORY		1,264	152	11%	1,416
CLEVELAND CLINIC TRADITION HOSPITAL		1,238	167	12%	1,405
PALMS OF PASADENA HOSPITAL		1,178	211	15%	1,389
NIGHT LITE PEDIATRICS		1,007	352	26%	1,359
ST VINCENT'S MEDICAL CENTER - SOUTHSIDE		1,307	26	2%	1,333
RAULERSON HOSPITAL		1,097	231	17%	1,328
ANNE BATES LEACH EYE HOSPITAL/ ABLEH MICROBIOLOGY LABORATORY		1,271	34	3%	1,305
LOWER KEYS MEDICAL CENTER		1,141	115	9%	1,256
CLEVELAND CLINIC MARTIN NORTH HOSPITAL		1,078	168	13%	1,246
PATIENTS FIRST LAKE ELLA MEDICAL CENTER PA		457	775	63%	1,232
PUTNAM COMMUNITY MEDICAL CENTER		1,048	174	14%	1,222
SOUTH BAY HOSPITAL MICRO		1,016	202	17%	1,218
AMERICAN HEALTH ASSOCIATES	5	554	655	54%	1,214
CLINICORE		1,112	91	8%	1,203
BARTOW REGIONAL MEDICAL CENTER	1	993	172	15%	1,166
PHYSICIANS REGIONAL MEDICAL CENTER - COLLIER BLVD	1	871	275	24%	1,147
ACCESS MEDICAL LABORATORIES		512	620	55%	1,132
WALGREEN CO	1	976	150	13%	1,127
QUEST DIAGNOSTICS - MIRAMAR	6	312	807	72%	1,125
BETHESDA HOSPITAL WEST		1,004	121	11%	1,125
P4 CLINICAL, LLC	15	942	164	15%	1,121
BMCT Molecular Diagnostics Subsection		871	217	20%	1,088
TWIN CITIES HOSPITAL		985	94	9%	1,079
SYNERGY LABORATORIES	2	954	69	7%	1,025
NONA SCIENTIFIC	1	856	161	16%	1,018
HEALTHQUEST ESOTERICIS		492	494	50%	986
LMHS		901	75	8%	976
VIKOR SCIENTIFIC	2	603	368	38%	973
HIGHLANDS REGIONAL MEDICAL CENTER		813	153	16%	966
ORLANDO VA MEDICAL CENTER		853	102	11%	955
LAKESIDE MEDICAL CENTER		638	315	33%	953
GULF BREEZE HOSPITAL LAB	1	776	118	13%	895
SACRED HEART-EMERALD COAST		738	149	17%	887
PWN HEALTH	4	572	244	30%	820

COVID-19: testing by laboratory

Data through Aug 6, 2020 verified as of Aug 7, 2020 at 09:25 AM

Data in this report are provisional and subject to change.

The numbers in the table below represent the number for whom test results were received by the Department of Health. A person can be tested by more than one laboratory and can have both positive and negative results. **Therefore, the sum of the numbers in each column will be larger than the total number of people tested.**

Reporting lab	Inconclusive	Negative	Positive	Percent positive	Total
FLORIDA HOSPITAL ORLANDO		745	73	9%	818
ST VINCENTS CLAY COUNTY		775	23	3%	798
ENGLEWOOD COMMUNITY HOSPITAL		729	65	8%	794
ACCESSDX	6	405	359	47%	770
BAPTIST EMERGENCY CENTER OAKLEAF		632	137	18%	769
QUEST DIAGNOSTICS WOOD DALE	2	665	64	9%	731
AVENTUS BIOLABS	1	382	337	47%	720
UNIVERSITY OF MIAMI HOSPITAL & CLINICS	1	652	52	7%	705
MARINERS HOSPITAL		605	89	13%	694
CAPSTONE HEALTHCARE		438	232	35%	670
BAPTIST HEALTH EMERGENCY CENTER COUNTRY WALK		530	122	19%	652
PATHNOSTICS		73	562	89%	635
BAPTIST EMERGENCY CENTER CLAY		539	89	14%	628
JACKSON HOSPITAL CLINICAL LABORATORY		529	84	14%	613
UHEALTH DEERFIELD BEACH/UMSYLVESTER DEERFIELD BEACH LABORATORY	2	574	30	5%	606
PATIENTS FIRST - MAHAN DRIVE		164	427	72%	591
AVECINA MEDICAL OAKLEAF		332	254	43%	586
NONE		281	296	51%	577
PATIENTS CHOICE LABORATORIES		178	396	69%	574
NCH HEALTHCARE SYSTEM MICROBIOLOGY LAB		1	551	100%	552
ADVANCE MEDICAL OF NAPLES			546	100%	546
VAMC ORLANDO		296	247	45%	543
LAB24 INC	1		528	100%	529
EGLIN AIRFORCE BASE LAB		478	39	8%	517
BARDMOOR LABORATORY	1	447	66	13%	514
LABCORP RTP	1	48	459	90%	508
LEE MEMORIAL HOSPITAL LAB			490	100%	490
TAMPA COMMUNITY HOSPITAL		320	160	33%	480
QUEST DIAGNOSTICS - IRVING	9	289	175	37%	473
AVERO DIAGNOSTICS - IRVING		393	68	15%	461
QUEST	3	90	362	80%	455
NCH NORTHEAST		287	156	35%	443
PANCARE OF FLORIDA, INC			439	100%	439
SOUTHEAST ALABAMA MEDICAL CENT		386	42	10%	428
DESOTO MEMORIAL HOSPITAL CLINICAL LABORATORY	3	322	97	23%	422
ASSURANCE SCIENTIFIC LABORATORIES		323	98	23%	421
LUMINUS DIAGNOSTICS		295	124	30%	419
NEW YORK STATE ELR - NORTH SHORE LONG ISLAND JEWISH HEALTH		356	23	6%	379
ORLANDO VETERANS AFFAIRS MEDICAL CENTER		112	264	70%	376
QUEST DIAGNOSTICS NICHOLS INSTITUTE	5	351	17	5%	373
MINUTECLINIC LLC #3703		328	45	12%	373
NEW YORK STATE ELR - NYU HOSPITALS CENTER CLINICAL LABORATORIES		340	12	3%	352
INFORM DIAGNOSTICS		349	2	1%	351
PHYSICIANS STAT LAB		134	216	62%	350
MEMORIAL PEMBROKE 24/7 CARE CENTER		250	90	26%	340
LABCORP	1	69	264	79%	334

COVID-19: testing by laboratory

Data through Aug 6, 2020 verified as of Aug 7, 2020 at 09:25 AM

Data in this report are provisional and subject to change.

The numbers in the table below represent the number for whom test results were received by the Department of Health. A person can be tested by more than one laboratory and can have both positive and negative results. **Therefore, the sum of the numbers in each column will be larger than the total number of people tested.**

Reporting lab	Inconclusive	Negative	Positive	Percent positive	Total	
CLARITY LABS		284	49	15%	333	
NEW YORK STATE ELR - LENCO MEDICAL LABORATORY		318	13	4%	331	
MARTIN MEMORIAL LABORATORY AT ST LUCIE WEST		275	46	14%	321	
DYNIX DIAGNOSTICS		187	131	41%	318	
DAVITA LABS		290	26	8%	316	
UNITED CLINICAL LABORATORY LLC		2	310	99%	312	
NEW YORK STATE ELR - DEPARTMENT OF CLINICAL LABS		301	5	2%	306	
HOLY CROSS HOSPITAL LABORATORY			305	100%	305	
UAB HIGHLANDS LABORATORY			301	3	1%	304
ECCOLAB GROUP	1	75	220	74%	296	
LAB CORP	1	120	169	58%	290	
NORTH FLORIDA PEDIATRICS-TALLAHASSEE		255	23	8%	278	
FLORIDA LABORATORY ANALYSIS		98	176	64%	274	
AVECINA MEDICAL SOUTHSIDE		143	117	45%	260	
JAY HOSPITAL CLINICAL LABORATORY		200	58	22%	258	
ATLANTIS URGENT CARE		237	14	6%	251	
NITE LITE PEDIATRICS		160	85	35%	245	
GENESIS REFERENCE LABORATORIES		1	241	100%	242	
MEDARBOR DIAGNOSTICS		1	238	100%	239	
FLO-MEDILAB SERVICES		80	156	66%	236	
THERADOC		150	83	36%	233	
NCF DIAGNOSTICS & DNA TECHNOLOGIES	10	14	203	89%	227	
CORE DIAGNOSTIC LABORATORIES LLC		174	53	23%	227	
EXPRESS GENE MOLECULAR DIAGNOSTIC LABORATORY		2	223	99%	225	
TALLAHASSEE PRIMARY CARE ASSOCIATES		208	9	4%	217	
ASCEND CLINICAL		211	4	2%	215	
BAPTIST MD ANDERSON CANCER CENTER		214			214	
MEDSCAN LABORATORY INC		136	76	36%	212	
BIOCERNA LLC	8	153	49	23%	210	
LABCORP TAMPA	1	21	182	89%	204	
TENNESSEE DOH - NASHVILLE	2	180	19	9%	201	
SMA SPECIALITY MEDICAL LAB		61	140	70%	201	
SUNRISE MEDICAL LABORATORIES		149	51	26%	200	
VAMC WEST PALM LAB		5	195	98%	200	
HENDRY REGIONAL MEDICAL CENTER		2	196	99%	198	
AVECINA MEDICAL JULINGTON		95	102	52%	197	
ADVENTHEALTH LAB			196	100%	196	
HOLMES REGIONAL MEDICAL CENTER		3	191	98%	194	
FLAGLER HOSPITAL	4	17	172	89%	193	
ST CLOUD REGIONAL MEDICAL CENTER		126	65	34%	191	
UNKNOWN		13	174	93%	187	
SANFORD REFERENCE LAB		179	4	2%	183	
PATHGROUP LABS LLC		90	89	50%	179	
VETERANS AFFAIRS MEDICAL CENTER LAB		2	171	99%	173	
NEW YORK STATE ELR - NEW YORK PRESBYTERIAN HOSPITAL CUMC CLINICAL		160	13	8%	173	
GENESIS MEDICAL LABORATORY MIAMI FL.		78	86	52%	164	

COVID-19: testing by laboratory

Data through Aug 6, 2020 verified as of Aug 7, 2020 at 09:25 AM

Data in this report are provisional and subject to change.

The numbers in the table below represent the number for whom test results were received by the Department of Health. A person can be tested by more than one laboratory and can have both positive and negative results. **Therefore, the sum of the numbers in each column will be larger than the total number of people tested.**

Reporting lab	Inconclusive	Negative	Positive	Percent positive	Total
HOLIDAY CVS LLC DBA CVS PHARMACY #5154		159	5	3%	164
NCH HEALTHCARE BONITA		106	56	35%	162
BAY PINES VAMC CLINICAL LABORATORY		4	157	98%	161
NEW YORK STATE ELR - MOUNT SINAI LABORATORY		152	8	5%	160
NEW YORK STATE ELR - NEW YORK HOSPITAL LABORATORIES	1	149	6	4%	156
LABTECH DIAGNOSTIC		87	67	44%	154
JAMES A. HALEY VETERANS MICRO LAB			149	100%	149
FLORIDA WOMAN CARE LABORATORY LLC		129	20	13%	149
FLORIDA HOSPITAL WAUCHULA		79	70	47%	149
QUALITOX LABORATORIES		96	51	35%	147
MAVERICK LABS		53	93	64%	146
ASSOCIATED PATHOLOGISTS, LLC		107	38	26%	145
GESSLER CLINIC			143	100%	143
PHAROS HEALTH		69	73	51%	142
BUREAU OF CLINICAL LABORATORIES		119	22	16%	141
UAB UNIVERSITY OF ALABAMA HOSPITAL LAB		133	6	4%	139
NEO GENOMICS - FORT MYERS	1	134	4	3%	139
CENTRA CARE		20	119	86%	139
PREMIER MEDICAL LABORATORY SERVICES		1	136	99%	137
SANTA ROSA MEDICAL CENTER		1	135	99%	136
WUESTHOFF REF LABORATORY			136	100%	136
C.W. BILL YOUNG VA MEDICAL CENTER		4	130	97%	134
MOLECULAR INFECTIOUS DISEASES		130	3	2%	133
MEMPHIS PATHOLOGY LABORATORY	1	124	5	4%	130
INTEGRATED REGIONAL LABORATORIES		118	12	9%	130
ACUTIS DIAGNOSTICS	1	106	23	18%	130
EUROFINS NTD, LLC		107	23	18%	130
BMHSI-AEL MICROBIOLOGY LABORATORY	2	102	24	19%	128
LEHIGH REGIONAL MEDICAL CENTER LAB		106	15	12%	121
NEW YORK STATE ELR - ENZO CLINICAL LABS INC		117	1	1%	118
HOLIDAY CVS LLC		115	1	1%	116
PALM BEACH COUNTY HEALTH DEPT LAB		113	2	2%	115
VAMC BAY PINES		1	114	99%	115
ASAP LAB LLC		90	25	22%	115
AMERICAN PATHOLOGY PARTNERS		113	1	1%	114
ALLIED HEALTH FORT PIERCE		112			112
TEMPUS CLINICAL LABORATORY		96	14	13%	110
LEON MEDICAL CENTER		7	102	94%	109
MEDICAL DIAGNOSTICS LABORATORIES,INC		17	90	84%	107
UR MEDICINE LABS- CENTRAL LABORATORY		104	2	2%	106
MILLENNIUM LAB SERVICES			106	100%	106
FLORIDA HOSPITAL HEARTLAND MED CTR LAKE PLACID		73	31	30%	104
ST JUDE CHILDREN'S RESEARCH HOSPITAL		93	11	11%	104
MICROGEN DX		2	101	98%	103
ROSEN MEDICAL CENTER		91	12	12%	103
SPARROW HEALTHCARE		1	96	99%	97

COVID-19: testing by laboratory

Data through Aug 6, 2020 verified as of Aug 7, 2020 at 09:25 AM

Data in this report are provisional and subject to change.

The numbers in the table below represent the number for whom test results were received by the Department of Health. A person can be tested by more than one laboratory and can have both positive and negative results. **Therefore, the sum of the numbers in each column will be larger than the total number of people tested.**

Reporting lab	Inconclusive	Negative	Positive	Percent positive	Total
STEWART REFERENCE LABORATORY			97	100%	97
AMELIA URGENT CARE		5	89	95%	94
DIAGNOSTIC SOLUTIONS		3	90	97%	93
ARCPPOINT LABS - FORT MYERS		49	44	47%	93
BAPTIST HEALTH SOUTH FLORIDA		4	88	96%	92
IRL MARKET LAB ALACHUA		61	31	34%	92
USAFSAM/PHE		23	69	75%	92
ARCPPOINT LABS OF WEST PALM BEACH			90	100%	90
CENTRACARE		1	87	99%	88
GENETWORKX		15	72	83%	87
SACRED HEART HOSPITAL ON THE GULF		42	45	52%	87
MARTIN MEMORIAL MEDICAL CENTER LAB		12	74	86%	86
MACDILL AFB HOSPITAL		76	10	12%	86
ADVENT HEALTH -TAMPA		66	19	22%	85
FLORIDA COMMUNITY HEALTH CENTERS INC			83	100%	83
TOM LEE COMMUNITY HEALTH CENTER		3	76	96%	79
VAMC LAKE CITY		51	27	35%	78
HEALTH FIRST-HOLMES REGIONAL			78	100%	78
BAYA URGENT CARE			76	100%	76
GARCIA CLINICAL LABORATORY		1	74	99%	75
ADVENTHEALTH CENTRA CARE OVIEDO		22	53	71%	75
FAST TRACK URGENT CARE CENTER			74	100%	74
PRIVA PATH LABS			73	100%	73
MAYO CLINIC LABS - ROCHESTER MAIN CAMPUS		71	1	1%	72
AVERO DIAGNOSTICS		51	21	29%	72
PACIFIC ANALYTICS			69	100%	69
Highlands Regional Hospital		63	6	9%	69
CENTRAL FLORIDA HEALTH CARE		46	23	33%	69
VA MEDICAL CENTER		7	61	90%	68
QPS, LLC		66	1	1%	67
MID-FLORIDA PATHOLOGY		45	22	33%	67
AEL- MEMPHIS		17	50	75%	67
HOLY CROSS HOSPITAL		1	66	99%	67
VAMC GAINESVILLE		2	62	97%	64
HOSPITAL FOR SPECIAL SURGERY		62	1	2%	63
DAVITA LABORATORY SERVICES		48	14	23%	62
BAYFRONT HEALTH BROOKSVILLE			61	100%	61
BAYCARE HEALTH SYSTEM		1	57	98%	58
FINLAY CLINICAL LABORATORY		24	34	59%	58
AMELIA EXPRESS CARE		2	55	96%	57
MORTON PLANT HOSPITAL/LAB		1	56	98%	57
GENE BY GENE			56	100%	56
NEW YORK STATE ELR - WADSWORTH HEALTH CENTER		52	3	5%	55
NAVY HOSPITAL			55	100%	55
BROWARD HEALTH MEDICAL CENTER		1	53	98%	54
FLORIDA CLINICAL LABORATORY-BIOREFERENCE LABORATORIES		9	43	83%	52

COVID-19: testing by laboratory

Data through Aug 6, 2020 verified as of Aug 7, 2020 at 09:25 AM

Data in this report are provisional and subject to change.

The numbers in the table below represent the number for whom test results were received by the Department of Health. A person can be tested by more than one laboratory and can have both positive and negative results. **Therefore, the sum of the numbers in each column will be larger than the total number of people tested.**

Reporting lab	Inconclusive	Negative	Positive	Percent positive	Total
REFUAH HEALTH CENTER LABORATORY		52			52
MORTON PLANT HOSPITAL			51	100%	51
SARASOTA CO. HEALTH DEPT # 58		40	11	22%	51
NEW YORK STATE ELR - EMPIRECITY LABORATORIES		42	8	16%	50
FISHERMENS HOSPITAL CLINICAL LAB		48	2	4%	50
USA HEALTH UNIVERSITY HOSPITAL CLINICAL LABORATORY		48	1	2%	49
INTEGRITY LABORATORIES			49	100%	49
BAYCARE LAB		1	48	98%	49
P4 DIAGNOSTIX LABORATORY NETWORK		1	48	98%	49
ARTHREX MEDICAL CENTER		28	21	43%	49
MILLENIUM PHYSICIANS GROUP			49	100%	49
CLINICAL REFERENCE LABORATORY		45	4	8%	49
EMERGENCY PHYSICIANS MEDICAL CENTER			47	100%	47
SHORELINE PHYSICIAN GROUP			47	100%	47
HURLBURT FIELD CLINIC		23	24	51%	47
H LEE MOFFITT CANCER CENTER MICRO		46			46
VHA PUBLIC HEALTH REFERENCE LABORATORY- PALO ALTO		27	19	41%	46
HOLIDAY CVS LLC DBA CVS PHARMACY #5155		46			46
AMERICAN RESEARCH LABS		1	44	98%	45
SOLARIS DIAGNOSTICS		2	43	96%	45
DYNAMIC MEDICAL USA			45	100%	45
HEALTHLINK DIAGNOSTIC LABORATORIES		1	43	98%	44
QUEST TAMPA (NEW YORK ELR)		34	10	23%	44
PROVIDENCE HOSPITAL LABORATORY		41	2	5%	43
QUEST DIAGNOSTICS-N ST PETERSBURG-5TH			43	100%	43
325TH MEDICAL GROUP			43	100%	43
ADVENT HEALTH CENTRA CARE LONGWOOD			43	100%	43
ALLSOUTH URGENT CARE			41	100%	41
BAYFRONT HEALTH ER PINELLAS PARK		18	23	56%	41
NEW YORK STATE ELR - MONTEFIORE MEDICAL CENTER LABORATORIES - MOSES		34	7	17%	41
SEBASTIAN RIVER MEDICAL CENTER		11	29	73%	40
DEPARTMENT OF VETERANS AFFAIRS JAMES A. HALEY VETERANS HOSPITAL			40	100%	40
LABCORP BIRMINGHAM	1	4	35	88%	40
RCA LABORATORY SERVICES, LLC		10	30	75%	40
FULGENT GENETICS	1	20	19	48%	40
EAST MANATEE FAMILY	1		39	98%	40
MIAMI VA HEALTHCARE SYSTEM			40	100%	40
STAGEZERO LIFE SCIENCES INC		34	5	13%	39
EGLIN REGIONAL MEDICAL CENTER		4	35	90%	39
GULF COAST MOLECULAR LABORATORIES		13	26	67%	39
AVELLINO LAB USA, INC		37	2	5%	39
FLORIDA HOSPITAL NEW SMYRNA		4	35	90%	39
NEW YORK STATE ELR - KALEIDA HEALTH CENTER FOR LABORATORY		34	4	11%	38
NAVAL HOSPITAL - JACKSONVILLE		1	37	97%	38
ADVENT HEALTH CENTRA CARE: WATERFORD LAKES		3	35	92%	38
OPTUM LABS LLC		1	37	97%	38

COVID-19: testing by laboratory

Data through Aug 6, 2020 verified as of Aug 7, 2020 at 09:25 AM

Data in this report are provisional and subject to change.

The numbers in the table below represent the number for whom test results were received by the Department of Health. A person can be tested by more than one laboratory and can have both positive and negative results. **Therefore, the sum of the numbers in each column will be larger than the total number of people tested.**

Reporting lab	Inconclusive	Negative	Positive	Percent positive	Total
DOCTOR'S MEMORIAL HOSPITAL		2	35	95%	37
CAREMOUNT MEDICAL - PATHOLOGY		36			36
LAB CORP TAMPA			36	100%	36
NEW PLANT CITY FAMILY CARE		13	23	64%	36
FAST TRACK URGENT CARE CENTER - CARROLLWOOD			36	100%	36
NIGHT LITE PEDIATRICS URGENT CARE		6	29	83%	35
LAB CORP RTP	1	2	32	91%	35
IRL		4	31	89%	35
ST. CLOUD MEDICAL GROUP		35			35
GENPATH			34	100%	34
US BIOTEK LABORATORIES			33	100%	33
DESOTO MEMORIAL HOSPITAL LAB			33	100%	33
SCIONLAB SERVICES LLC		27	5	16%	32
HEALTH FIRST-PALM BAY			32	100%	32
UNKNOWN - BAD FACILITY CODE		2	30	94%	32
MEDICAL DIAGNOSTIC LAB		1	30	97%	31
EXPERTUS LABORATORIES INC		10	21	68%	31
QUEST DIAGNOSTICS-VERO BEACH-37TH ST		31			31
NEW YORK STATE ELR - QUEST DIAGNOSTICS NICHOLS		29	2	6%	31
ST VINCENT'S BIRMINGHAM LABORATORY		31			31
NEW YORK STATE ELR - WHITE PLAINS HOSPITAL CENTER LAB		31			31
ST. MARYS MEDICAL CENTER		1	30	97%	31
EXACT SCIENCES LABORATORIES, LLC		8	23	74%	31
NXGEN MDX		18	12	40%	30
SMA SPECIALTY MEDICAL LAB		1	29	97%	30
CAPITAL REGIONAL MEDICAL CENTER		1	29	97%	30
CLINICAL RESEARCH SEQUENCING PLATFORM			30	100%	30
Quest Diag Unspecifd		5	25	83%	30
FAWCETT MEMORIAL HOSPITAL-LAB		1	29	97%	30
MOBILE INFIRMARY MED CENTER PATH LAB		28	2	7%	30
ACCU REFERENCE MEDICAL LAB			30	100%	30
HUNTSVILLE HOSPITAL LABORATORY		22	7	24%	29
NEW YORK STATE ELR - NEWYORK-PRESBYTERIAN/QUEENS DIAGNOSTIC		28	1	3%	29
LABORATORY CORP OF AMERICA	1	9	19	66%	29
P4CLINICAL	3	2	24	83%	29
FINLAY CLINICAL LABORATORY INC		26	3	10%	29
QUEST DIAGNOSTICS NICHOLS INSTITUTE- LPP		3	25	89%	28
JEFFERY WEINZWEIG			28	100%	28
QUEST DIAGNOSTIC INC	1	3	24	86%	28
BLOCK, NATION, CHASE, AND SMOLEN FAMILY MEDICINE		17	11	39%	28
TRADITION MEDICAL CENTER LABORATORY		8	20	71%	28
LAB PLUS, LLC AT SAINT THOMAS WEST HOSPITAL		19	8	30%	27
LABFIRST - DEPARTMENT OF PATHOLOGY		26	1	4%	27
SANFORD LABORATORIES		24	2	8%	26
INTERLAB		1	25	96%	26
NEXT MOLECULAR ANALYTICS		1	25	96%	26

COVID-19: testing by laboratory

Data through Aug 6, 2020 verified as of Aug 7, 2020 at 09:25 AM

Data in this report are provisional and subject to change.

The numbers in the table below represent the number for whom test results were received by the Department of Health. A person can be tested by more than one laboratory and can have both positive and negative results. **Therefore, the sum of the numbers in each column will be larger than the total number of people tested.**

Reporting lab	Inconclusive	Negative	Positive	Percent positive	Total
CDC		17	9	35%	26
SUNCOAST LABS			26	100%	26
GENESIS LABORATORY MANAGEMENT		1	24	96%	25
MY CLINICAL LAB			25	100%	25
QDX PATHOLOGY SERVICES		15	10	40%	25
DOH-WEST PALM BEACH BRANCH LABORATORY			25	100%	25
CAPE CANAVERAL HOSPITAL			25	100%	25
QUEST DIAGNOSTICS INC.			24	100%	24
NEW YORK STATE ELR - STONY BROOK UNIVERSITY MEDICAL CENTER		21	3	13%	24
GRAVITY DIAGNOSTICS		14	10	42%	24
NEW YORK STATE ELR - CATHOLIC HEALTH SYSTEM DEPT LABORATORY		24			24
ASSOCIATED CLINICAL LABORATORIES		23	1	4%	24
CHILDREN'S HOSPITAL OF ALABAMA		24			24
ADVENT HEALTH CENTRA CARE		3	21	88%	24
ST. ANTHONY'S HOSPITAL			24	100%	24
LABORATORY DYNAMICS		20	3	13%	23
NORTH FLORIDA PEDIATRICS-LAKE CITY			23	100%	23
BAYFRONT		21	2	9%	23
RDX BIOSCIENCE,			23	100%	23
ADVENTHEALTH CENTRA CARE SANFORD		4	19	83%	23
PENNSYLVANIA DEPT OF HEALTH		19	3	14%	22
PRIDE DIAGNOSTICS		20	2	9%	22
CAYUGA MEDICAL CENTER AT ITHACA		19	3	14%	22
UNIVERSITY HEALTH SYSTEM INC		19	3	14%	22
AURORA DIAGNOSTICS BERNHARDT LABORATORIES PATHOLOGY SERVICE		22			22
PALM BAY HOSPITAL		1	21	95%	22
KENDALL REGIONAL MEDICAL CENTER LAB			22	100%	22
LABORATORY SPECIALISTS OF MICHIGAN			22	100%	22
FLORIDA MEDICAL CLINIC		1	21	95%	22
GRAVITY DIAGNOSTICS, LLC		8	13	62%	21
NEW YORK STATE ELR - UNIVERSITY HOSPITAL, STONY BROOK SOUTHAMPTON		21			21
LAB			21	100%	21
PATRICK AIR FORCE BASE		1	20	95%	21
POPLAR HEALTHCARE PLLC	1	10	10	48%	21
CITRUS MEMORIAL HEALTH SYSTEM LAB		2	19	90%	21
ST. CLOUD HOSPITAL		20			20
APP-UNIPATH, LLC		19	1	5%	20
BROWARD HEALTH CORAL SPRINGS EPIDEMIOLOGY DEPT			20	100%	20
MIAMI BEACH COMMUNITY HEALTH CENTER			20	100%	20
SMA LAB		4	16	80%	20
ASSOCIATED PATHOLOGISTS		16	4	20%	20
INTEGRATED REGIONAL LABORATORIES - LARGO			19	100%	19
DICKERT		17	2	11%	19
NORTH FLORIDA/SOUTH GEORGA VETERANS HEALTH SYSTEM			19	100%	19
MAYO CLINIC LABS - ROCHESTER SUPERIOR DRIVE		2	17	89%	19
ADVENT HEALTH FISH MEMORIAL		2	17	89%	19

COVID-19: testing by laboratory

Data through Aug 6, 2020 verified as of Aug 7, 2020 at 09:25 AM

Data in this report are provisional and subject to change.

The numbers in the table below represent the number for whom test results were received by the Department of Health. A person can be tested by more than one laboratory and can have both positive and negative results. **Therefore, the sum of the numbers in each column will be larger than the total number of people tested.**

Reporting lab	Inconclusive	Negative	Positive	Percent positive	Total
MED HEALTH SERVICES		18	1	5%	19
ARCPPOINT LABS OF TAMPA		1	18	95%	19
THE CENTER FOR URGENT CARE		3	16	84%	19
VA		15	4	21%	19
STONE WASH CLINICAL LABORATORIES		2	16	89%	18
VIERA HOSPITAL			18	100%	18
PALO ALTO VA MEDICAL CENTER		1	17	94%	18
DIAGNOSTIC LABORATORY OF OKLAHOMA		18			18
LABCORP OF AMERICA		4	14	78%	18
NEW YORK STATE ELR - WESTCHESTER MEDICAL CENTER		18			18
LECONTE MEDICAL CENTER LAB		14	4	22%	18
FIRST CHOICE URGENT CARE			18	100%	18
CBS LABORATORY		1	17	94%	18
INTERCOASTAL MEDICAL GROUP			18	100%	18
VAMC			18	100%	18
WATSON CLINIC LLP SOUTH			17	100%	17
PARRISH MEDICAL CENTER		1	16	94%	17
CLEVELAND CLINIC FOUNDATION		9	8	47%	17
NEW YORK STATE ELR - BROOKDALE UNIVERSITY HOSPITAL		16	1	6%	17
DOCTORS MEMORIAL HOSPITAL		8	9	53%	17
CENTRA CARE - WATERFORD LAKES			17	100%	17
NEW YORK STATE ELR - QUEST DIAGNOSTICS INCORPORATED		13	3	19%	16
WUESTHOFF MEDICAL CENTER-MELBOURNE			16	100%	16
GENESIS DIAGNOSTICS			16	100%	16
VENICE REGIONAL MEDICAL LAB SERVICES			16	100%	16
TGH		1	15	94%	16
MADISON CORE LABORATORIES		15	1	6%	16
MOLECULAR TESTING LABS			16	100%	16
WUESTHOFF MEMORIAL HOSPITAL			15	100%	15
IPSUM DIAGNOSTICS			15	100%	15
QUESTDIAGNOSTICS INCORPORATED		1	14	93%	15
FLORIDA DEPARTMENT OF HEALTH		10	5	33%	15
ST FRANCIS HOSPITAL		12	3	20%	15
NEW YORK STATE ELR - LENOX HILL HOSPITAL		13	2	13%	15
SEVEN RIVERS REGIONAL MEDICAL CENTER		4	11	73%	15
NEW YORK STATE ELR - WILSON MEMORIAL REGIONAL MEDICAL CENTER		14	1	7%	15
JACKSON HEALTH SYSTEM			15	100%	15
CENTRA CARE CONWAY			15	100%	15
QUEST DIAGNOSTICS INCORPORATED			15	100%	15
NEW YORK STATE ELR - ROCHESTER GENERAL HOSPITAL LABORATORY		14	1	7%	15
LABCORP INC		2	13	87%	15
DIATHERIX		13	2	13%	15
NORTH SHORE UNIVERSITY HOSPITAL LABORATORY		14	1	7%	15
QUEST DIAGNOSTICS NICHOLS INSTITUTE - SJC (LPP)		10	5	33%	15
SUNTREE INTERNAL MEDICINE		14			14
TIDE LABORATORIES		4	10	71%	14

COVID-19: testing by laboratory

Data through Aug 6, 2020 verified as of Aug 7, 2020 at 09:25 AM

Data in this report are provisional and subject to change.

The numbers in the table below represent the number for whom test results were received by the Department of Health. A person can be tested by more than one laboratory and can have both positive and negative results. **Therefore, the sum of the numbers in each column will be larger than the total number of people tested.**

Reporting lab	Inconclusive	Negative	Positive	Percent positive	Total
BAY MEDICAL CENTER SACRED HEART HEALTH SYSTEM			14	100%	14
MILLENNIUM PHYSICIAN GROUP LCC			14	100%	14
OUT OF STATE		14			14
PARK WEST MEDICAL CENTER		13	1	7%	14
WHITE WILSON MEDICAL CENTER CLINIC			14	100%	14
GOLDEN GATE FAMILY CLINIC			14	100%	14
HEALTH CENTRAL HOSPITAL			14	100%	14
SUNQUEST		2	11	85%	13
MEDCOMP SCIENCES			13	100%	13
HEALTH FIRST CAPE CANAVERAL HOSPITAL			13	100%	13
SOUTHEAST FAMILY HEALTHCARE CENTER			13	100%	13
XERA MED RESEARCH			13	100%	13
ORLANDO HEALTH		2	11	85%	13
NEW YORK STATE ELR - BRONX LEBANON HOSPITAL-MEDICAL CENTER		12	1	8%	13
NORTH OKALOOSA MEDICAL CENTER			13	100%	13
BAPTIST SOUTH MEDICAL CENTER		2	11	85%	13
REDITUS LABORATORIES			12	100%	12
UVMMC MICROBIOLOGY		12			12
INTEGRITY LABORATORIES, LLC		5	7	58%	12
PROTEUS MOLECULAR AND CLINICAL LAB		8	4	33%	12
CLARITY LAB SOLUTIONS		3	9	75%	12
POARCH BANC CREEK INDIANS TRIBAL HEALTH DEPARTMENT			12	100%	12
BROWARD DIALYSIS			12	100%	12
ADVANCED URGENT CARE		10	2	17%	12
DOH		1	11	92%	12
FLORIDA DEPT OF HEALTH		4	8	67%	12
SELECT LABORATORIES MARION COUNTY, LLC.			12	100%	12
DEPARTMENT OF VETERANS AFFAIRS MEDICAL CENTER			12	100%	12
LABCORP - CLEARWATER		3	9	75%	12
TEN HEALTHCARE		2	10	83%	12
TOTAL RENAL LABORATORIES INC		7	5	42%	12
LIFEBRITE	1		10	91%	11
NIGHT LITE PEDIATRICS WINTER GARDEN		7	4	36%	11
HEALTH FIRST-VIERA HOSPITAL			11	100%	11
BOND CLINIC			11	100%	11
FLORIDA COMMUNITY HEALTH CENTER OF ST. LUCIE			11	100%	11
MAGNOLIA DIAGNOSTIC			11	100%	11
BAYFRONT HEALTH SPRING HILL			11	100%	11
INDIAN RIVER MEDICAL CENTER		11			11
ESCAMBIA COMMUNITY CLINIC			11	100%	11
NEW YORK STATE ELR - ERIE COUNTY MEDICAL CTR CLINICAL LABS		11			11
DELRAY MEDICAL CENTER LAB			11	100%	11
PRECISION HEALTH SOLUTIONS LAB			11	100%	11
AMERICAN ESOTERIC LABORATORIES			11	100%	11
NEW YORK STATE ELR - SARATOGA HOSPITAL LABORATORY		11			11
TRUGENX			11	100%	11

COVID-19: testing by laboratory

Data through Aug 6, 2020 verified as of Aug 7, 2020 at 09:25 AM

Data in this report are provisional and subject to change.

The numbers in the table below represent the number for whom test results were received by the Department of Health. A person can be tested by more than one laboratory and can have both positive and negative results. **Therefore, the sum of the numbers in each column will be larger than the total number of people tested.**

Reporting lab	Inconclusive	Negative	Positive	Percent positive	Total
UPMC CHAUTAUQUA AT WCA LABORATORY		11			11
LABSTAT		1	10	91%	11
LAB INTERMARKET FACILITY LAB			11	100%	11
FHMG LAKE MARY PEDS		10	1	9%	11
AMERICAN HEALTH ASSOCIATES OF TAMPA		2	8	80%	10
NORTH FLORIDA PEDIATRICS		1	9	90%	10
ADVENTHEALTH PALM COAST			10	100%	10
NEW JERSEY DEPARTMENT OF HEALTH COMMUNICABLE DISEASE SERVICE		3	7	70%	10
PARKWEST MEDICAL CENTER		9	1	10%	10
MEDICAL LABORATORY DIAGNOSTICS			10	100%	10
JACKSON NORTH MEDICAL CENTER		1	9	90%	10
LAKE BALDWIN CBOC		9	1	10%	10
CORE LABORATORY		1	9	90%	10
SELECT REFERENCE LABORATORIES, LLC			10	100%	10
PERSONALIZED GENETIC TESTING			10	100%	10
BAYCARE OUTREACH LABORATORY SERVICES		1	9	90%	10
LABCORP - MIAMI		4	6	60%	10
NEW YORK STATE ELR - CATHOLIC HEALTH SERVICES REGIONAL LABORATORY		8	2	20%	10
VENICE REGIONAL MEDICAL CENTER			10	100%	10
QUEST INFECTIOUS DISEASE	1	5	4	40%	10
BROWARD HEALTH CARE			10	100%	10
NEW YORK STATE ELR - NEW YORK CITY DEPARTMENT OF HEALTH & MENTAL		9	1	10%	10
XPRESS WELLNESS URGENT CARE			9	100%	9
MINUTE CLINIC INCORPORATE		8	1	11%	9
NEW YORK STATE ELR - VASSAR BROTHERS MEDICAL CENTER LABORATORY		9			9
NEW YORK STATE ELR - LOURDES HOSPITAL INC		9			9
NEW YORK STATE ELR - GOOD SAMARITAN HOSPITAL LABORATORY		9			9
DYNAMIC DNA LAB		1	8	89%	9
AMMON LABS			9	100%	9
BAY CARE OCCUPATIONAL CLINIC			9	100%	9
EAST ALABAMA MEDICAL CENTER LABORATORY		6	3	33%	9
CLINICAL PATHOLOGY LABS		1	8	89%	9
FLORIDA HOSPITAL LABS			9	100%	9
LEON CHD		9			9
WESTPAC LABS			9	100%	9
MICHIGAN DEPARTMENT OF HEALTH AND HUMAN SERVICES			9	100%	9
HUNTINGTON HOSPITAL LABORATORY		8	1	11%	9
BOCA BIOLISTICS REFERENCE LABORATORY			8	100%	8
INTERNAL LAB		5	3	38%	8
MIDWAY SPECIALTY CARE CENTER			8	100%	8
CENTRA CARE - SAND LAKE			8	100%	8
CONSOLIDATED LAB SERVICES		8			8
BAYFRONT HEALTH PORT CHARLOTTE			8	100%	8
DOCTOR'S IN HOUSE LAB			8	100%	8
PRATTVILLE BAPTIST HOSPITAL		7	1	13%	8
TYNDALL AFB			8	100%	8

COVID-19: testing by laboratory

Data through Aug 6, 2020 verified as of Aug 7, 2020 at 09:25 AM

Data in this report are provisional and subject to change.

The numbers in the table below represent the number for whom test results were received by the Department of Health. A person can be tested by more than one laboratory and can have both positive and negative results. **Therefore, the sum of the numbers in each column will be larger than the total number of people tested.**

Reporting lab	Inconclusive	Negative	Positive	Percent positive	Total
ELLENTON URGENT CARE			8	100%	8
DEVANSH LAB WERKS INC		6	2	25%	8
SPORTS DRUG TESTING LABORATORY			8	100%	8
Diatherix Laboratories, LLC		2	6	75%	8
STATE LAB		1	7	88%	8
PROMEDICA LABORATORIES		7	1	13%	8
UMHC/SYLVESTER AT KENDALL		1	7	88%	8
WOLFSON (USE BAPTIST)			8	100%	8
NORTH CAROLINA DEPARTMENT OF HEALTH & HUMAN SERVICES			8	100%	8
THE COMMONWEALTH OF MASSACHUSETTS			8	100%	8
NEW YORK STATE ELR - NORTH CENTRAL BRONX HOSP		7	1	13%	8
GENEUS DIAGNOSTICS			8	100%	8
ADVENT HEALTH SEBRING			8	100%	8
ST VINCENTS MEDICAL CENTER RIVERSIDE NURSING			8	100%	8
BAY PINES VA		1	7	88%	8
NEW YORK STATE ELR - JAMES J PETERS VA MEDICAL CENTER		6	2	25%	8
CURATIVE LABS			8	100%	8
NORTH BAY HOSPITAL			7	100%	7
NEW YORK STATE ELR - ST PETER'S BENDER LABORATORY		7			7
FLORIDA DEPARTMENT OF HEALTH IN HILLSBOROUGH COUNTY			7	100%	7
ST VINCENT'S EAST LABORATORY		6	1	14%	7
BAYCARE LABORATORIES			7	100%	7
ORMOND BEACH CENTRA CARE			7	100%	7
NEW YORK PRESBYTERIAN - ALLEN HOSPITAL		7			7
CLEVELAND CLINIC			7	100%	7
BAYONET POINT MEDICAL CENTER			7	100%	7
NEW YORK STATE ELR - LABORATORY ALLIANCE OF CENTRAL NEW		7			7
WATSON CLINIC LLP MAIN			7	100%	7
X-GENE MOLECULAR LABS		1	6	86%	7
BIOFIRE			7	100%	7
ROCKLEDGE			7	100%	7
HIGHLANDS MEDICAL CENTER		7			7
NADAL PEDIATRICS - VICTORIA STREET (3385)			7	100%	7
PECONIC BAY MEDICAL CENTER LABORATORY		6	1	14%	7
ST CATHERINE OF SIENA HOSPITAL		7			7
LONGLEAF DIAGNOSTIC LABORATORIES		2	5	71%	7
PENSACOLA PEDIATRICS			7	100%	7
FLORIDA CLINICAL LAB			7	100%	7
NO NAME		5	2	29%	7
FLORIDA DEPARTMENT OF HEALTH IN LAKE COUNTY		3	4	57%	7
LAKE CITY VETERANS HOSPITAL			7	100%	7
NEW YORK STATE ELR - HUDSON VALLEY HOSPITAL CENTER LABORATORY		6	1	14%	7
SYLVESTER AT PLANTATION LABORATORY		6	1	14%	7
UNIVERSITY HOSPITAL - STONY BROOK EASTERN		7			7
NORTHWEST FLORIDA COMMUNITY HOSPITAL		1	6	86%	7
NORTHWELL HEALTH PLAINVIEW HOSPITAL LABORATORY		5	2	29%	7

COVID-19: testing by laboratory

Data through Aug 6, 2020 verified as of Aug 7, 2020 at 09:25 AM

Data in this report are provisional and subject to change.

The numbers in the table below represent the number for whom test results were received by the Department of Health. A person can be tested by more than one laboratory and can have both positive and negative results. **Therefore, the sum of the numbers in each column will be larger than the total number of people tested.**

Reporting lab	Inconclusive	Negative	Positive	Percent positive	Total
SOUTHEAST ALABAMA MEDICAL CENTER			7	100%	7
HEALTHMARK REGIONAL HOSPITAL LAB		3	4	57%	7
CANTON-POTSDAM HOSPITAL LABORATORY		7			7
PATHOGENIUS LABORATORIES		2	4	67%	6
CREATIVE TESTING SOLUTIONS			6	100%	6
ST ELIZABETH MEDICAL CENTER LABORATORY		6			6
LEE MEMORIAL LAB GULF COAST			6	100%	6
SHELBY COUNTY HEALTH CARE CORPORATION		4	2	33%	6
NEW YORK STATE ELR - JAMAICA HOSPITAL MEDICAL CENTER		6			6
TRUE HEALTH DIAGNOSTICS		1	5	83%	6
ACH			6	100%	6
TAMIAMI LAB MILLENIUM			6	100%	6
ST JOSEPH HOSPITAL		5	1	17%	6
NEIGHBORHOOD MEDICAL CENTER		6			6
MICHIGAN DEPARTMENT OF COMMUNITY HEALTH		1	5	83%	6
PALM BEACH PATHOLOGY		4	2	33%	6
TPCA CLINICAL LABORATORIES		3	3	50%	6
ADVENTHEALTH CENTRA CARE ORMOND BEACH			6	100%	6
ARCHBOLD MEMORIAL HOSPITAL/LAB		3	3	50%	6
LABCORP NEW PORT RICHEY			6	100%	6
FLORIDA WOMAN CARE LABORATORY			6	100%	6
EGL GENETIC DIAGNOSTICS		1	5	83%	6
LEE COUNTY HEALTH DEPARTMENT		4	2	33%	6
CONNECTICUT DEPARTMENT OF HEALTH		5	1	17%	6
STATEN ISLAND UNIVERSITY HOSPITAL-POUCH		6			6
MONTEFIORE NEW ROCHELLE HOSPITAL		6			6
LABORATORY OF FLORIDA			6	100%	6
TMH PHYSICIAN PARTNERS - MONTICELLO		5			5
LEHIGH VALLEY HOSPITAL		3	2	40%	5
FLOWERS HOSPITAL		1	4	80%	5
DALE MEDICAL CENTER		2	3	60%	5
FRANCES WARDE MEDICAL LABORATORY		2	3	60%	5
SPECIALITY LABORATORIES,INC		4	1	20%	5
AEL KNOXVILLE			5	100%	5
ADVENT HEALTH CENTRA CARE PALM COAST			5	100%	5
UPMC HEALTH SYSTEM		4	1	20%	5
XRL SXF REF LAB		5			5
SUNCOAST COMMUNITY HEALTH CENTERS PEDIATRICS		1	4	80%	5
LABCORP BURLINGTON CYTO		4	1	20%	5
ADVENTHEALTH PEDIATRICS/LAKE MARY PEDS		4	1	20%	5
CHEMISYS LABORATORIES			5	100%	5
THE VILLAGES CLINICAL LAB		4	1	20%	5
BOCA RATON REGIONAL HOSPITAL LAB			5	100%	5
Cleveland Clinic Laboratories		1	4	80%	5
DOH JACKSONVILLE CENTRAL LABORATORY		3	2	40%	5
BIOTECH			5	100%	5

COVID-19: testing by laboratory

Data through Aug 6, 2020 verified as of Aug 7, 2020 at 09:25 AM

Data in this report are provisional and subject to change.

The numbers in the table below represent the number for whom test results were received by the Department of Health. A person can be tested by more than one laboratory and can have both positive and negative results. **Therefore, the sum of the numbers in each column will be larger than the total number of people tested.**

Reporting lab	Inconclusive	Negative	Positive	Percent positive	Total
BROWARD COUNTY HEALTH DEPT.			5	100%	5
ST ANTHONY NORTH			5	100%	5
KEYS MEDICAL GROUP			5	100%	5
UNKNOWN LAB			5	100%	5
ADVENTHEALTH MEDICAL GROUP		4	1	20%	5
BROOKWOOD BAPTIST MEDICAL CENTER		5			5
NEW YORK STATE ELR - SOUTHSIDE HOSPITAL NORTHWELL HEALTH LABORATORY		4	1	20%	5
LABCORP - NAPLES			5	100%	5
LAKELAND REGIONAL HEALTH			5	100%	5
ARNOT OGDEN MEDICAL CENTER LABORATORY		5			5
MINUTECLINIC DIAGNOSTIC OF RHODE ISLAND, LLC #729		4	1	20%	5
TALLAHASSEE PRIMARY CARE ASSOC, PA		5			5
CHILDREN'S HOSPITAL OF PHILADELPHIA		5			5
AMELIA MEDICAL CARE			5	100%	5
DOCTORS MEMORIAL FAMILY MEDICINE			5	100%	5
JFK MEDICAL CENTER NORTH LAB			5	100%	5
KEY PRIMARY CARE			5	100%	5
BALDWIN PEDIATRICS			4	100%	4
FINLAY C. LABORATORY		3	1	25%	4
OKLAHOMA STATE UNIVERSITY DIAGNOSTIC LAB			4	100%	4
BAY CARE			4	100%	4
METROPOLITAN HOSPITAL CENTER		4			4
MEDLOGIC, LLC		1	3	75%	4
FISHERMEN'S HOSPITAL			4	100%	4
PEDIATRIC HEALTH CARE ALLIANCE			4	100%	4
COMMUNITY HEALTH OF SOUTH FLORIDA			4	100%	4
PRECISION LABS LLC		1	3	75%	4
NEW YORK STATE ELR - BROOKLYN HOSPITAL CENTER DOWNTOWN CAMPUS		4			4
DTR LABS		3	1	25%	4
NOAH CLINICAL LABORATORY			4	100%	4
ILLINOIS DEPT OF PUBLIC HEALTH LAB - SPRINGFIELD			4	100%	4
INTERMARKET FACILITY			4	100%	4
GENUS DIAGNOSTICS			4	100%	4
LEE MEMORIAL HEALTH PARK LAB			4	100%	4
MISSOURI DEPARTMENT OF HEALTH AND SENIOR SERVICES			4	100%	4
COASTAL LABORATORIES			4	100%	4
QUEST DIAGNOSTICS- MELBOURNE			4	100%	4
NEW HAMPSHIRE DEPARTMENT OF HEALTH AND HUMAN SERVICES		3	1	25%	4
BEAUMONT LABORATORY			4	100%	4
THOMAS JEFFERSON UNIVERSITY HOSPITAL		4			4
NEWYORK-PRESBYTERIAN/ LAWRENCE HOSPITAL LABORATORY		4			4
PATHGROUP			4	100%	4
EXPRESS TESTING-ONE			4	100%	4
LINCOLN MEDICAL AND MENTAL HEALTH CENTER		4			4
STATEN ISLAND UNIVERSITY HOSPITAL SEGUINE AVE		4			4
NEW YORK STATE ELR - SAMARITAN HOSPITAL LABORATORY		4			4

COVID-19: testing by laboratory

Data through Aug 6, 2020 verified as of Aug 7, 2020 at 09:25 AM

Data in this report are provisional and subject to change.

The numbers in the table below represent the number for whom test results were received by the Department of Health. A person can be tested by more than one laboratory and can have both positive and negative results. **Therefore, the sum of the numbers in each column will be larger than the total number of people tested.**

Reporting lab	Inconclusive	Negative	Positive	Percent positive	Total
SOUTHWESTERN REGIONAL MEDICAL CENTER - TULSA		4			4
LAB CORP OF AMERICA		1	3	75%	4
ACHS		2	2	50%	4
COVENIENT CARE MEDICAL CLINIC			4	100%	4
DAVITA LABORATORY		4			4
DCH REGIONAL MEDICAL CENTER LABORATORY		4			4
NICHOLS INSTITUTE QUEST DIAGNOSTICS		2	2	50%	4
STATEN ISLAND UNIVERSITY HOSPITAL		4			4
COLORADO DEPARTMENT OF PUBLIC HEALTH AND ENVIRONMENT			4	100%	4
ADVENTHEALTH CENTRA CARE LAKE MARY			4	100%	4
Covance Central Laboratory			4	100%	4
IRL MARKET LAB			4	100%	4
LAWTON CHILES HEALTH CENTER			4	100%	4
QUEST DIAGNOSTIC INC TECHNICAL			4	100%	4
MANATEE PEDIATRICS			4	100%	4
TIMBER RIDGE LABORATORY			3	100%	3
NAPHCARE, INC.			3	100%	3
MARSHALL MEDICAL CENTER SOUTH LAB		2	1	33%	3
WAKEMED		1	2	67%	3
VIRTUA VOORHEES HOSPITAL		3			3
MOLECULAR DIAGNOSTICS			3	100%	3
VA OUTPATIENT			3	100%	3
NORTH NAPLES HOSPITAL RESPIRATORY THERAPY DEPARTMENT			3	100%	3
VIRGINIA DIVISION OF CONSOLIDATED LABORATORIES			3	100%	3
METHODIST MEDICAL CENTER		2	1	33%	3
WESLEY CHAPEL INTERNAL MEDICINE AND PEDIATRICS			3	100%	3
VA GULF COAST VETERANS HEALTH CARE SYSTEM			3	100%	3
MONTEFIORE ST LUKE'S CORNWALL HOSPITAL		2	1	33%	3
DOH-TAMPA BRANCH LABORATORY (MLK BLVD)			3	100%	3
ILLINOIS DEPARTMENT OF PUBLIC HEALTH			3	100%	3
NORTHSHORE UNIVERSITY HEALTHSYSTEM EVANSTON HOSPITAL LAB			3	100%	3
QUEST DIAGNOSTIC			3	100%	3
PHYSICIANS STAT			3	100%	3
CENTRAL FLORIDA HEALTH CARE INC			3	100%	3
PUBLIC HEALTH LAB		3			3
CENTRA CARE - LAKE NONA		1	2	67%	3
BRANCH MEDICAL CLINIC			3	100%	3
NEW YORK STATE ELR - ORANGE REGIONAL MEDICAL CENTER LABORATORY		3			3
COMMUNITY HEALTH NORTHWEST FLORIDA			3	100%	3
NORTHERN DUTCHESS HOSPITAL LABORATORY		3			3
NEW YORK STATE ELR - LONG ISLAND JEWISH MED CTR		3			3
FLORIDA HOSPITAL			3	100%	3
PENNSYLVANIA DEPARTMENT OF HEALTH BUREAU OF LABORATORIES			3	100%	3
HEALTH CARE LABORATORY SERVICES			3	100%	3
ABBOTT			3	100%	3
MHHS All Lab Subsection		3			3

COVID-19: testing by laboratory

Data through Aug 6, 2020 verified as of Aug 7, 2020 at 09:25 AM

Data in this report are provisional and subject to change.

The numbers in the table below represent the number for whom test results were received by the Department of Health. A person can be tested by more than one laboratory and can have both positive and negative results. **Therefore, the sum of the numbers in each column will be larger than the total number of people tested.**

Reporting lab	Inconclusive	Negative	Positive	Percent positive	Total
ALACHUA COUNTY HEALTH DEPARTMENT			3	100%	3
BAYFRONT HEALTH PUNTA GORDA			3	100%	3
DOCTOR'S IN HOUSE LABORATORY			3	100%	3
ASCENSION ST. VINCENT'S PRIMARY CARE			3	100%	3
AIM LABORATORIES			3	100%	3
PALMS WEST HOSPITAL			3	100%	3
JACKSON SOUTH COMMUNITY HOSPITAL LAB			3	100%	3
LABCORP DIAGNOSTICS-MIAMI		2	1	33%	3
INDIAN RIVER CHD VERO BEACH		2	1	33%	3
FHMG-FLORIDA HOSPITAL MEDICAL GROUP		1	2	67%	3
JOHNS HOPKINS MEDICAL LABORATORIES		1	2	67%	3
BOZEMAN HEALTH DEACONESS HOSPITAL		3			3
WOODHULL MEDICAL AND MENTAL HEALTH CTR		3			3
PINELLAS COUNTY HEALTH DEPARTMENT		2	1	33%	3
DORAL URGENT CARE			3	100%	3
SAMARITAN MEDICAL CENTER		3			3
BARONESS ERLANGER HOSPITAL		3			3
QUATRACOR PLLC		3			3
KEY WEST URGENT CARE, INC		3			3
BAYCARE MEDICAL GROUP INC			3	100%	3
GULF COAST MEDICAL GROUP			3	100%	3
JOE DIMAGGIO CHILDREN'S HOSPITAL		1	2	67%	3
FAMILY HEALTH CENTERS OF SWF LABS			3	100%	3
NORTH BROWARD HOSPITAL DISTRICT HEALTHCARE FOR THE HOMELESS			3	100%	3
LAKE WALES MEDICAL CENTER INC			3	100%	3
ST LUKES HOSPITAL LABORATORY		2	1	33%	3
MIAMI CANCER INSTITUTE			3	100%	3
EMERGENCY MEDICAL CENTER			3	100%	3
NEW YORK STATE ELR - JACOBI MEDICAL CENTER		3			3
BAYCARE OUTREACH LABORATORY HOSPITAL			3	100%	3
BAPTIST MEDICAL CENTER EAST		2	1	33%	3
SHELBY BAPTIST MEDICAL CENTER			2	100%	2
LEEESBURG REGIONAL MEDICAL CENTER		1	1	50%	2
ERIE COUNTY MEDICAL CTR CLINICAL LABS		2			2
LABCORP - STUART		1	1	50%	2
SSM HEALTH ST LOUIS MICROBIOLOGY LABORATORY		1	1	50%	2
SARASOTA MEMORIAL MEDICAL URGENT CARE CENTER			2	100%	2
SCDHEC BUREAU OF LABORATORIES			2	100%	2
CORAL GABLES HOSPITAL			2	100%	2
QUEST DIAGNOSTICS-OCALA-SE 3RD		2			2
INTERLACHEN PEDIATRICS		2			2
NOVANT HEALTH INPATIENT CARE			2	100%	2
BIOREFERENCE LABORATORIES		1	1	50%	2
PREMIER MEDICAL LABORATORY			2	100%	2
OMNI			2	100%	2
CONEMAUGH MEMORIAL MEDICAL CENTER		2			2

COVID-19: testing by laboratory

Data through Aug 6, 2020 verified as of Aug 7, 2020 at 09:25 AM

Data in this report are provisional and subject to change.

The numbers in the table below represent the number for whom test results were received by the Department of Health. A person can be tested by more than one laboratory and can have both positive and negative results. **Therefore, the sum of the numbers in each column will be larger than the total number of people tested.**

Reporting lab	Inconclusive	Negative	Positive	Percent positive	Total
MONROE COUNTY HOSPITAL		2			2
FLORIDA CLINICAL LABORATORY INC			2	100%	2
MALABAR/ADVENT CENTRA CARE			2	100%	2
MADISON COUNTY MEMORIAL HOSP		1	1	50%	2
AMERICAN MEDICAL LABORATORIES			2	100%	2
CELERION			2	100%	2
CONNECTDX			2	100%	2
BFT LAB			2	100%	2
WHOLE CHILD PEDIATRICS			2	100%	2
UCLA HEALTHCARE CLINICAL LABS			2	100%	2
AMERICAN FAMILY CARE- ORANGE BEACH			2	100%	2
COASTAL MED URGENT CARE			2	100%	2
UK HEALTHCARE			2	100%	2
UNIVERSITY OF CHICAGO MEDICAL CENTER LAB			2	100%	2
EISENHOWER ARMY MEDICAL CENTER			2	100%	2
UNIVERSITY OF MIAMI			2	100%	2
IOWA DEPARTMENT OF PUBLIC HEALTH			2	100%	2
URGENT CARE TCMA			2	100%	2
ST VINCENT'S CHILTON		1	1	50%	2
SIGNATURE CARE PFLUGERVILLE			2	100%	2
SHARP MEMORIAL HOSPITAL MICROBIOLOGY DEPT			2	100%	2
LABCORP RARITAN		2			2
ALTRU DIAGNOSTICS INC			2	100%	2
ALLIANCE PEDIATRICS			2	100%	2
UC CORAL GABLES			2	100%	2
KETTERING HEALTH			2	100%	2
ADVANCED URGENT CARE CENTER OF THE UPPER KEYS			2	100%	2
HOME ACCESS HEALTH			2	100%	2
GEISINGER MEDICAL CENTER		2			2
ST. JOSEPH HOSPITAL AND HEALTH CARE INC.			2	100%	2
LABCORP - OHIO			2	100%	2
UNIVERSITY OF WASHINGTON MEDICAL CENTER			2	100%	2
LABCORP PHOENIX			2	100%	2
INTERNAL MEDICINE ASSOCIATES-DUNELLON			2	100%	2
GEORGIA DEPARTMENT OF PUBLIC HEALTH			2	100%	2
ST. JOSEPH REGIONAL MEDICAL CENTER			2	100%	2
THOMAS LANGLEY			2	100%	2
AHSE ROP		2			2
HEALTH FIRST IBM-UX			2	100%	2
JACKSON LABORATORY OF GENOMIC MEDICINE		2			2
ACADIAN DIAGNOSTIC LABORATORIES		2			2
BIRMINGHAM VAMC		1	1	50%	2
VIGILINT HEALTHCARE		1	1	50%	2
MEMORIAL SLOAN KETTERING CANCER CENTER		1	1	50%	2
PRIMARY CARE OF THE TREASURE COAST			2	100%	2
LEGACY LABORATORY SERVICES			2	100%	2

COVID-19: testing by laboratory

Data through Aug 6, 2020 verified as of Aug 7, 2020 at 09:25 AM

Data in this report are provisional and subject to change.

The numbers in the table below represent the number for whom test results were received by the Department of Health. A person can be tested by more than one laboratory and can have both positive and negative results. **Therefore, the sum of the numbers in each column will be larger than the total number of people tested.**

Reporting lab	Inconclusive	Negative	Positive	Percent positive	Total
BIODESIX, INC.		2			2
CALHOUN LIBERTY HOSPITAL			2	100%	2
OMNICARE PHARMACY OFTEXAS 1, LP DBA OMNICARE		2			2
BETH ISRAEL DEACONESS MEDICAL CENTER			2	100%	2
JOHNSON CITY MEDICAL CENTER		1	1	50%	2
PREMIER LABORATORY SERVICES, LLC			2	100%	2
GUTHRIE MEDICAL GROUP LABORATORIES		2			2
VRL EUROFINIS			2	100%	2
ROCKEFELLER UNIVERSITY CLINICAL GENOMICS LABORATOR		2			2
BIO-TECH CLINICAL LABORATORIES			2	100%	2
NEW YORK STATE ELR - GLENS FALLS HOSPITAL DEPARTMENT OF PATHOLOGY		2			2
ALABAMA DEPARTMENT OF PUBLIC HEALTH			2	100%	2
AMEERAH LABS			2	100%	2
ST CHARLES HOSPITAL LABORATORY		2			2
ST PETERSBURG PEDIATRICS-EAST BAY			2	100%	2
UNIVERSITY HOSPITAL OF BROOKLYN		2			2
OHIO STATE UNIVERSITY MEDICAL CENTER			2	100%	2
NEW YORK STATE ELR - LONG ISLAND JEWISH VALLEY STREAM		2			2
CVS PHARMACY, INC DBA CVS/PHARMACY #10581		2			2
UNIVERSITY HOSPITAL			2	100%	2
CENTRA CARE HUNTER'S CREEK			2	100%	2
NLC LABS			2	100%	2
TREASURE COAST COMMUNITY HEALTH			2	100%	2
NEW YORK STATE ELR - NEW YORK PRESBYTERIAN-LOWER MANHATTAN		2			2
FHMG_CTR FOR SENIOR HEALTH		1	1	50%	2
PPD			2	100%	2
NOVANT HEALTH GOHEALTH URGENT CARE-HARRISBURG			2	100%	2
OKLAHOMA STATE DEPARTMENT OF HEALTH-PUBLIC HEALTH LABORATORY			2	100%	2
PHYSICIANS LABORATORY SERVICES			2	100%	2
DEACONESS HOSPITAL			2	100%	2
LABCORP - LEESBURG			2	100%	2
SPARROW CENTRAL LAB			2	100%	2
RICHMOND UNIVERSITY MEDICAL CENTER		1	1	50%	2
WATAUGA MEDICAL CENTER		1	1	50%	2
MIDMICHIGAN MEDICAL CENTER			2	100%	2
NEW YORK STATE ELR - COLUMBIA MEMORIAL HOSPITAL LABORATORY		2			2
ALLIANCE LABS @LRMC			2	100%	2
MEDRITE			2	100%	2
FCHC (OB)-DARWIN SQUARE CTR.			2	100%	2
WALGREENS #5317		2			2
FLORIDA HEALTH CARE PLANS			2	100%	2
MAYO			2	100%	2
JOHN D. ARCHBOLD MEM. HOSPITAL			2	100%	2
LINCOLN DIAGNOSTIC LAB		2			2
GALEN BAYLOR EXTENSION		2			2
MONTANA PUBLIC HEALTH LAB			2	100%	2

COVID-19: testing by laboratory

Data through Aug 6, 2020 verified as of Aug 7, 2020 at 09:25 AM

Data in this report are provisional and subject to change.

The numbers in the table below represent the number for whom test results were received by the Department of Health. A person can be tested by more than one laboratory and can have both positive and negative results. **Therefore, the sum of the numbers in each column will be larger than the total number of people tested.**

Reporting lab	Inconclusive	Negative	Positive	Percent positive	Total
ADVANCED MEDICAL CARE			2	100%	2
HEART OF FLORIDA HMA			2	100%	2
MAILBOX DIAGNOSTICS		1	1	50%	2
SOUTH GEORGIA MEDICAL CENTER			2	100%	2
NEW YORK STATE ELR - ERIE COUNTY PUBLIC HEALTH CLINICAL		2			2
NEW YORK STATE DEPARTMENT OF HEALTH		1	1	50%	2
QUEENS HOSPITAL CENTER		2			2
NEBRASKA MEDICAL CENTER			2	100%	2
QUEST DIAGNOSTICS INCORPORATED			2	100%	2
NEW YORK STATE ELR - BELLEVUE HOSPITAL CENTER DEPARTMENT		2			2
ALVERNO CLINICAL LABORATORIES			2	100%	2
NEW YORK STATE ELR - AUBURN COMMUNITY HOSPITAL		2			2
RUSH UNIVERSITY MEDICAL CENTER LABORATORY			2	100%	2
CAPTAIN JAMES A. LOVELL FEDERAL HEALTHCARE CENTER			2	100%	2
VIRTUA MEMORIAL HOSPITAL BURLINGTON COUNTY			2	100%	2
COLLIER COUNTY HEALTH DEPT.			2	100%	2
OHIO DEPARTMENT OF HEALTH LABORATORY		2			2
BAY CARE LAB SERVICES/ST. ANTHONY'S HOSPITAL			2	100%	2
Cleveland Clinic Weston			2	100%	2
LAKE MARY KIDS CENTRA CARE			2	100%	2
UF KANAPAHA LAB BEAKER		1			1
BEEBE MEDICAL CENTER LABORATORY		1			1
UNIVERSITY OF KANSAS MEDICAL CENTER			1	100%	1
TANNER MEDICAL CENTER EAST AL		1			1
UNIVERSITY OF FLORIDA			1	100%	1
UNK			1	100%	1
TRINITAS REGIONAL MEDICAL CENTER			1	100%	1
CITRUS PARK			1	100%	1
CONEY ISLAND HOSPITAL		1			1
VIRACOR			1	100%	1
ST.ELIZABETH HEALTH CENTER	1				1
CATHOLIC HEALTH SYSTEM DEPT LABORATORY		1			1
ST. JOSEPH'S HOSPITAL NORTH			1	100%	1
GIFFORD MEMORIAL HOSPITAL		1			1
FLORIDA DEPARTMENT OF HEALTH PALM BEACH COUNTY			1	100%	1
FLORIDA HOSPITAL LAB			1	100%	1
DELAWARE DIAGNOSTICS LABS			1	100%	1
ST JOSEPHS CHILDRENS HOSPITAL OUTREACH			1	100%	1
FLORIDA CLINICAL LABORATORY - BIOREFERENCE LABORATORIES			1	100%	1
LABCORP - JACKSONVILLE			1	100%	1
THE UNIVERSITY OF VERMONT MEDICAL CENTER		1			1
BLOOD SYSTEMS LABORATORIES			1	100%	1
UNIVERSITY HOSPITALS OF CLEVELAND			1	100%	1
ACCESSLAB		1			1
BioReference Laboratories, Inc			1	100%	1
UNITED HEALTHCARE			1	100%	1

COVID-19: testing by laboratory

Data through Aug 6, 2020 verified as of Aug 7, 2020 at 09:25 AM

Data in this report are provisional and subject to change.

The numbers in the table below represent the number for whom test results were received by the Department of Health. A person can be tested by more than one laboratory and can have both positive and negative results. **Therefore, the sum of the numbers in each column will be larger than the total number of people tested.**

Reporting lab	Inconclusive	Negative	Positive	Percent positive	Total
WELLNOW URGENT CARE		1			1
ACCESS HEALTH CARE			1	100%	1
CAH ACQUISITION COMPANY 11 LLC			1	100%	1
UNIVERSITY OF MISSOURI HEALTH CARE			1	100%	1
UTMB PATHOLOGY CLINICAL SERVICES LABORATORY			1	100%	1
BLOUNT MEMORIAL HOSPITAL		1			1
AZALEA HEALTH			1	100%	1
HOUSTON HEALTH DEPARTMENT - BUREAU OF LABORATORY SERVICES			1	100%	1
BAPTIST ER TOWN CTR			1	100%	1
PARKWAY REGIONAL MEDICAL CENTER LAB			1	100%	1
PORT ST LUCIE REHABILITATION AND HEALTHCARE			1	100%	1
SACRED HEART MEDICAL GROUP			1	100%	1
FUNGAL REFERENCE LABORATORY		1			1
GEORGETOWN URGENT CARE			1	100%	1
HOLY NAME MEDICAL CENTER		1			1
HARDIN MEMORIAL HOSPITAL - HEARTLAND PATHOLOGY CONSULTANTS			1	100%	1
CAROLINAS HEALTHCARE SYSTEM LAB			1	100%	1
EDGAR PRICE FAMILY & CHILDREN HEALTHCARE CENTER			1	100%	1
DSI LABORATORIES-NAPLES-7TH			1	100%	1
FLORIDA HOSPITAL KISSIMMEE			1	100%	1
HIGHLANDS CLINICAL LABORATORY			1	100%	1
HARLEM HOSPITAL CENTER		1			1
CBC LAB			1	100%	1
PALM BEACH COUNTY HEALTH DEPARTMENT LABORATORY			1	100%	1
CGH MEDICAL CENTER			1	100%	1
OHIO DEPARTMENT OF HEALTH			1	100%	1
OMNICARE PHARMACY OF TEXAS 1, LP		1			1
SCRIPPS CLINIC MEDICAL			1	100%	1
US LABORATORIES			1	100%	1
ARNOLD PALMER HOSPITAL LABORATORY			1	100%	1
BAPTIST HEALTH EXPRESS CARE AT KEY BISCAYNE			1	100%	1
BIOMERIEUX			1	100%	1
BAYCARE MEDICAL GROUP			1	100%	1
WEST PACIFIC MEDICAL LABORATORY			1	100%	1
ADVANCED LABORATORY SERVICES			1	100%	1
WELLINGTON WEST 100176			1	100%	1
ARKANSAS DEPARTMENT OF HEALTH			1	100%	1
WASHINGTON STATE DEPARTMENT OF HEALTH PUBLIC HEALTH LABORATORIES			1	100%	1
CALIFORNIA PUBLIC HEALTH LABORATORY			1	100%	1
ST. LUCIE COUNTY HEALTH DEPARTMENT		1			1
ST. LUKE'S HOSPITAL - BETHLEHEM CAMPUS		1			1
DEPARTMENT OF HEALTH AND HUMAN SERVICES DIVISION OF BEHAVIORAL HEALTH		1			1
FORT SANDERS REGIONAL LABORATORY		1			1
FLORIDA HOSPITAL ALTAMONTE			1	100%	1
CFCH - FROSTPROOF			1	100%	1
CELEBRATION HOSPITAL			1	100%	1

COVID-19: testing by laboratory

Data through Aug 6, 2020 verified as of Aug 7, 2020 at 09:25 AM

Data in this report are provisional and subject to change.

The numbers in the table below represent the number for whom test results were received by the Department of Health. A person can be tested by more than one laboratory and can have both positive and negative results. **Therefore, the sum of the numbers in each column will be larger than the total number of people tested.**

Reporting lab	Inconclusive	Negative	Positive	Percent positive	Total
SUNY AT STONY BROOK			1	100%	1
COMMUNITY HEALTH CENTER			1	100%	1
COCOA BEACH/ADVENT CENTRA		1			1
JOHN D. ARCHBOLD MEMORIAL HOSPITAL			1	100%	1
AFC URGENT CARE			1	100%	1
STANLY REGIONAL MEDICAL CENTER			1	100%	1
SOUTHWEST FLORIDA DIVISION LAB			1	100%	1
SANFORD REGIONAL HOSPITAL WORTHINGTON		1			1
SENTARA NORFOLK GENERAL HOSPITAL CENTRAL LAB			1	100%	1
UAB			1	100%	1
HEALTH NETWORK LABORATORIES		1			1
TIMPANOGOS REGIONAL HOSPITAL			1	100%	1
ACCESS HEALTH CARE PHYSICIANS			1	100%	1
TAMPA		1			1
WILMINGTON VA MEDICAL CENTER			1	100%	1
VA OUTPATIENT CLINIC			1	100%	1
VALLEY HOSPITAL MEDICAL CENTER		1			1
UT MEMPHIS UNIVERSITY HEALTH SERVICES			1	100%	1
BAYLOR ESOTERIC AND MOLECULAR LAB			1	100%	1
BAYLOR COLLEGE OF MEDICINE			1	100%	1
Viracor Eurofins			1	100%	1
VITAE DIAGNOSTICS			1	100%	1
VIDANT MEDICAL CENTER			1	100%	1
BAYCARE OUTREACH LAB			1	100%	1
BAYCARE ALLIANT HOSPITAL			1	100%	1
UNIVERSITY LAB			1	100%	1
AFFILIATED LABORATORIES INC			1	100%	1
ADVENTIST HINSDALE HOSPITAL LABORATORY			1	100%	1
ALLIANCE LABORATORY SERVICES			1	100%	1
BARDMOOR LABORATORY			1	100%	1
APPALACHIAN REGIONAL HEALTHCARE SYSTEM		1			1
MINUTECLINIC DIAGNOSTIC OF RHODE ISLAND, LLC #1544		1			1
MINUTECLINIC DIAGNOSTIC OF RHODE ISLAND, LLC #590		1			1
KANSAS DEPARTMENT OF HEALTH			1	100%	1
ADVENTHEALTH CENTRA CARE APOPKA			1	100%	1
LAB CORP PHOENIX			1	100%	1
BROOKSVILLE REGIONAL HOSPITAL			1	100%	1
EXCEL URGENT CARE OF NJ			1	100%	1
DOCS URGENT CARE			1	100%	1
VERMONT DEPARTMENT OF HEALTH LABORATORY		1			1
VA GREATER LOS ANGELES HEALTH CARE SYSTEM			1	100%	1
VA HOSPITAL			1	100%	1
COMPUNET CLINICAL LAB			1	100%	1
COLORADO DEPARTMENT OF HEALTH LABORATORY SERVICES DIVISION			1	100%	1
CQUENTIA NGS, LLC			1	100%	1
WEST KENDALL HOSPITAL			1	100%	1

COVID-19: testing by laboratory

Data through Aug 6, 2020 verified as of Aug 7, 2020 at 09:25 AM

Data in this report are provisional and subject to change.

The numbers in the table below represent the number for whom test results were received by the Department of Health. A person can be tested by more than one laboratory and can have both positive and negative results. **Therefore, the sum of the numbers in each column will be larger than the total number of people tested.**

Reporting lab	Inconclusive	Negative	Positive	Percent positive	Total
WEST VIRGINIA UNIVERSITY HOSPITALS			1	100%	1
MINUTE CLINIC LLC #2216		1			1
MEDICAL CENTER ENTERPRISE			1	100%	1
MEDONE URGENT CARE			1	100%	1
NEW YORK CITY DEPARTMENT OF HEALTH			1	100%	1
MIAMI BEACH URGENT CARE			1	100%	1
MARION COUNTY HEALTH DEPARTMENT			1	100%	1
SOUTHEAST GEORGIA HEALTH SYSTEM			1	100%	1
SKY RIDGE MEDICAL CENTER - MICRO			1	100%	1
LabCorp L#09258090 M#09258105			1	100%	1
NAVAL BRANCH MEDICAL CLINIC			1	100%	1
LAKWOOD RANCH ER 24/7			1	100%	1
PRISMA HEALTH TUOMEY LABORATORY			1	100%	1
PERDIDO URGENT CARE			1	100%	1
LABCORP-PORT ST.LUCIE		1			1
THE CHILDREN'S HOSPITAL OF PHILADELPHIA		1			1
QUEST - HOUSTON LAB			1	100%	1
PEDIATRIC HEALTHCARE ALLIANCE			1	100%	1
MAGNOLIA ADULT, LLC			1	100%	1
MARCO ISLAND HOSPITAL INC D/B/A			1	100%	1
NORTH CAROLINA STATE LABORATORY OF PUBLIC HEALTH, SPECTRUM LAB NETWORK			1	100%	1
LATE HOURS URGENT CARE			1	100%	1
NORTH RIVER FAMILY HEALTH CENTER			1	100%	1
MONTEFIORE NYACK HOSPITAL AFFILIATED LABORATORY		1			1
QUOTIENT SCIENCES			1	100%	1
MUNSON MEDICAL CENTER			1	100%	1
NEW YORK STATE ELR - ST BARNABAS HOSPITAL		1			1
NEW YORK STATE ELR - MERCY MEDICAL CENTER		1			1
REGIONAL MEDICAL LABORATORY			1	100%	1
MINUTECLINIC DIAGNOSTIC			1	100%	1
MEMORIAL HERMANN CONSOLIDATED LABORATORY SERVICES			1	100%	1
SEA LEVEL LABS			1	100%	1
REMISE OCCUPATIONAL HEALTH SOLUTIONS INC			1	100%	1
SANFORD SOUTH UNIVERSITY		1			1
NORTH BROWARD MEDICAL CENTER			1	100%	1
PRORENATA LABS			1	100%	1
RIVERSIDE MEDICAL GROUP		1			1
ROBERT WOOD JOHNSON HOSPITAL			1	100%	1
RIVIERA BEACH HEALTH CENTER LAB			1	100%	1
NORTHERN WESTCHESTER HOSPITAL LABORATORY		1			1
PEDIATRIC ASSOCIATES - JACKSONVILLE			1	100%	1
PHELPS HOSPITAL LABORATORY		1			1
OSWEGO HOSPITAL LABORATORY		1			1
NOT GIVEN			1	100%	1
PALM SPRINGS GENERAL HOSPITAL			1	100%	1
SEMINOLE COUNTY HEALTH DEPARTMENT			1	100%	1

COVID-19: testing by laboratory

Data through Aug 6, 2020 verified as of Aug 7, 2020 at 09:25 AM

Data in this report are provisional and subject to change.

The numbers in the table below represent the number for whom test results were received by the Department of Health. A person can be tested by more than one laboratory and can have both positive and negative results. **Therefore, the sum of the numbers in each column will be larger than the total number of people tested.**

Reporting lab	Inconclusive	Negative	Positive	Percent positive	Total
MPG JACKSONVILLE ATLANTIC BLVD		1			1
MONTANA DEPARTMENT OF PUBLIC HEALTH & HUMAN SERVICES			1	100%	1
Mt Sinai Aventura			1	100%	1
PARROTT MEDICAL CLINIC			1	100%	1
MOLECULAR PATHOLOGY LABORATORY			1	100%	1
NEW YORK STATE ELR - MONTEFIORE MEDICAL CENTER LABORATORIES - WEILER			1	100%	1
NORTHSIDE HOSPITAL DULUTH			1	100%	1
NORTHWESTERN MEMORIAL HOSPITAL			1	100%	1
LOYOLA UNIVERSITY MEDICAL CENTER LABORATORY			1	100%	1
MINUTECLINIC DIAGNOSTIC OF TEXAS, LLC		1			1
MEDICAL ARTS LABORATORY			1	100%	1
SCIENCE CARE			1	100%	1
RIVERVIEW REGIONAL MEDICAL CENTER		1			1
SHANDS AT LAKE SHORE LAB			1	100%	1
SUNRISE DIAGNOSTIC LABORATORY			1	100%	1
SMITH NORTHVIEW HOSPITAL LAB			1	100%	1
QUEST ELR		1			1
PROGENESIS INC			1	100%	1
MHS LAB		1			1
MCH PHYSICIANS GROUP			1	100%	1
LONGWOOD FAMILY PRACTICE		1			1
Lourdes Hospital			1	100%	1
MEMORIAL HEALTH UNIVERSITY MEDICAL CENTER			1	100%	1
MD NOW URGENT CARE CENTER INC.			1	100%	1
MERCY HEALTH—MUSKEGON		1			1
MISSOURI DEPARTMENT OF HEALTH AND SENIOR SERVICES - STATE PH LAB		1			1
SPRING HILL REGIONAL HOSPITAL			1	100%	1
MARYLAND DEPARTMENT OF HEALTH AND MENTAL HYGIENE			1	100%	1
SOUTHWEST REGIONAL PCR LABORATORY			1	100%	1
SOUTH LAKE FAMILY HEALTH CENTER			1	100%	1
SUNY UPSTATE MEDICAL UNIVERSITY			1	100%	1
MARINA DEL REY HOSPITAL LAB			1	100%	1
ST. MARY MEDICAL CENTER		1			1
RIVERSIDE METHODIST HOSPITAL LAB			1	100%	1
REFERENCE LABORATORY			1	100%	1
LABCORP HOUSTON			1	100%	1
LEESBURG FAMILY MEDICINE		1			1
ONEIDA HEALTHCARE CENTER		1			1
PIEDMONT HOSPITAL LAB			1	100%	1
NORTHWEST FLORIDA CLINICAL LAB			1	100%	1
NORTH SHORE HEMATOLOGY-ONCOLOGY ASSOCIATES, PC		1			1
SONIC REFERENCE LABORATORY			1	100%	1
PEACHEALTH LABORATORIES		1			1
SMITH KLINE			1	100%	1
ACL LABORATORIES INDUSTRIAL TOXICOLOGY			1	100%	1
LABCORP SOUTH CHARLESTON			1	100%	1

COVID-19: testing by laboratory

Data through Aug 6, 2020 verified as of Aug 7, 2020 at 09:25 AM

Data in this report are provisional and subject to change.

The numbers in the table below represent the number for whom test results were received by the Department of Health. A person can be tested by more than one laboratory and can have both positive and negative results. **Therefore, the sum of the numbers in each column will be larger than the total number of people tested.**

Reporting lab	Inconclusive	Negative	Positive	Percent positive	Total
JRS LABORATORY			1	100%	1
ALABAMA REFERENCE LAB			1	100%	1
ADVANCED MEDICAL LABORATORIES (AML)			1	100%	1
LABCORP LAFAYETTE		1			1
HARTFORD HOSPITAL ANCILLARY LAB		1			1
GENETIC ASSAYS INC			1	100%	1
ILLINOIS DEPT OF PUBLIC HEALTH LABS			1	100%	1
LABCORP - HOLLYWOOD			1	100%	1
LABCORP - DAYTONA BEACH			1	100%	1
DALLAS MEDICAL CENTER			1	100%	1
UW HOSPITAL AND CLINICS			1	100%	1
UNKNOWN - MI			1	100%	1
WILLIAM A HINTON STATE LABORATORY INSTITUTE			1	100%	1
DOCTOR'S WALK-IN CLINIC / QUEST DIAGNOSTICS			1	100%	1
CHATSWORTH ASSISTED LIVING COMMUNITY AT PGA NATIONAL			1	100%	1
BAYONET POINT HOSPITAL LAB			1	100%	1
YORK HOSPITAL - LABORATORY			1	100%	1
BIODORON LABORATORIES			1	100%	1
VELOCITY CARE			1	100%	1
BRISTOL REGINAL MEDICAL CENTER			1	100%	1
ECLRS			1	100%	1
ONSLow MEMORIAL HOSPITAL LABORATORY		1			1
HAWAII DEPARTMENT OF HEALTH LAB			1	100%	1
KANA MEDICAL			1	100%	1
HELIX DIAGNOSTICS			1	100%	1
ORMC-ARDEN/EOI			1	100%	1
BEAUMONT REFERENCE LABORATORY			1	100%	1
APS-SUMMIT CARE PHARMACY, LLC DBA OMNICARE		1			1
CAROMONT HEALTH			1	100%	1
COASTAL MEDICAL LAB			1	100%	1
PATHLINE			1	100%	1
MINUTECLINIC DIAGNOSTIC OF TEXAS		1			1
ELITE CARE			1	100%	1
FALMOUTH BY THE SEA			1	100%	1
FLORIDA DEPARTMENT OF HEALTH IN MIAMI DADE COUNTY			1	100%	1
MID FLORIDA CLINICAL LABORATORY			1	100%	1
DUKE HEALTH REGIONAL HOSPITAL			1	100%	1
BERKSHIRE MEDICAL CENTER			1	100%	1
AMD			1	100%	1
BMC/JACSONVILLE		1			1
DHEC - S.C PUBLIC HEALTH LAB			1	100%	1
CLEVELAND CLINIC OHIO LABORATORIES			1	100%	1
EXOSOME DIAGNOSTICS		1			1
TRUMAN MEDICAL CENTER - HOSPITAL HILL			1	100%	1
UNITED CLINICAL LABORATORIES			1	100%	1
TIEHH BIOTERRORISM RESPONSE LAB			1	100%	1

COVID-19: testing by laboratory

Data through Aug 6, 2020 verified as of Aug 7, 2020 at 09:25 AM

Data in this report are provisional and subject to change.

The numbers in the table below represent the number for whom test results were received by the Department of Health. A person can be tested by more than one laboratory and can have both positive and negative results. **Therefore, the sum of the numbers in each column will be larger than the total number of people tested.**

Reporting lab	Inconclusive	Negative	Positive	Percent positive	Total
TEXAS DEPARTMENT OF STATE HEALTH SERVICES			1	100%	1
THE HEART HOSPITAL BAYLOR PLANO			1	100%	1
UNITED LABORATORY SERVICE			1	100%	1
INDIAN RIVER CLINICAL LABORATORY, INC.		1			1
HEALTH ALLIANCE			1	100%	1
INTERMOUNTAIN MEDICAL CENTER			1	100%	1
LABCORP-CRYSTAL RIVER			1	100%	1
URGENT CARE WEST CLINIC			1	100%	1
MEDICAL CLINIC OF HOUSTON			1	100%	1
LAKEVIEW REGIONAL HOSPITAL			1	100%	1
ST FRANCIS			1	100%	1
MEDSTAR HARBOR HOSPITAL			1	100%	1
SPECTOR SCIENTIFIC LAB			1	100%	1
State Lab Unspecifd			1	100%	1
INTERMOUNTAIN CENTRAL LAB			1	100%	1
TENNESSEE DOH - KNOXVILLE			1	100%	1
LABCORP - ORLANDO		1			1
LABCORP KANSAS CITY			1	100%	1
SV MOBILE HEALTH			1	100%	1
BAPTIST HEALTH MEDICAL CENTER			1	100%	1
ADVANCED URGENT CARE OF MARATHON			1	100%	1
BASCOM PALMER-MICRO LAB			1	100%	1
WEST			1	100%	1
BEAUFORT MEMORIAL			1	100%	1
LABCORP - LADY LAKE			1	100%	1
JEFFERSON COUNTY HEALTH DEPARTMENT-MONTICELLO		1			1
HANCOCK REGIONAL HOSPITAL		1			1
KENTUCKY CABINET FOR HEALTH AND FAMILY SERVICES			1	100%	1
TUFTS MEDICAL CENTER			1	100%	1
KETTERING MEDICAL CENTER			1	100%	1
ELMHURST MEMORIAL HOSPITAL			1	100%	1
DOCTORS CLINICAL LABORATORY, INC			1	100%	1
EXPRESS GENE MOLECULAR DIAGNOSTICS LABORATORY			1	100%	1
GRAND VIEW HOSPITAL			1	100%	1
GENETRAIT LABORATORIES			1	100%	1
DERMDX, DIV OF AURORA DIAGNOSTICS/BERNHARDT LAB		1			1
BEAUMONT HOSPITAL, GROSSE POINTE			1	100%	1
WARD MEMORIAL HOSPITAL		1			1
VA OUT PATIENT CENTER			1	100%	1
COMMONWEALTH OF MASSACHUSETTS			1	100%	1
CHARLOTTE CHD PORT CHARLOTTE		1			1
Total	24,638	4,453,694	656,841	13%	5,135,173