

COVID-19: summary of persons being monitored, persons tested, and cases

Data through Aug 3, 2020 verified as of Aug 4, 2020 at 09:25 AM

Data in this report are provisional and subject to change.

Monitored persons: people the Florida Department of Health was notified of for possible monitoring because they are a contact of a case, traveled from China, or were identified by the Centers for Disease Control and Prevention (CDC) as a part of a airline/ship contact investigation

Total reports	151,516
Total persons of high, medium, or unknown risk	147,842
High/medium/unknown risk still being monitored	14,737

Persons tested: includes PCR and antigen test results received by the Department of Health from the state public health laboratory (BPHL), as well as commercial and hospital laboratories

Total tested	3,790,202
Positive	497,330
Negative	3,287,128
Inconclusive	5,744
Awaiting testing	3,280

Cases: people with positive PCR or antigen test result

Total cases	497,330
Florida residents	491,773
Non-Florida residents	5,557

Type of testing	
Florida residents	491,773
Positive by BPHL/CDC	16,248
Positive by commercial/hospital lab	475,525
Non-Florida residents	5,557
Positive by BPHL/CDC	202
Positive by commercial/hospital lab	5,355

Characteristics	
Florida residents hospitalized	27,952
Florida resident deaths	7,402
Change in deaths since previous report	+245
Non-Florida resident deaths	124

Hospitalized counts include anyone who was hospitalized at some point during their illness. It does not reflect the number of people currently hospitalized.

More information on deaths identified through death certificate data is available on the National Center for Health Statistics website at www.cdc.gov/nchs/nvss/vsrr/COVID19/index.htm.

Risk factors for Florida residents	
Traveled	3,776
Contact with a known case	137,441
Traveled and contact with a known case	3,830
Neither	346,726
No travel and no contact	50,470
Travel is unknown	240,495
Contact is unknown	89,489
Contact is pending	196,870

Travel can be unknown and contact can be unknown or pending for the same case, these numbers will sum to more than the "neither" total.

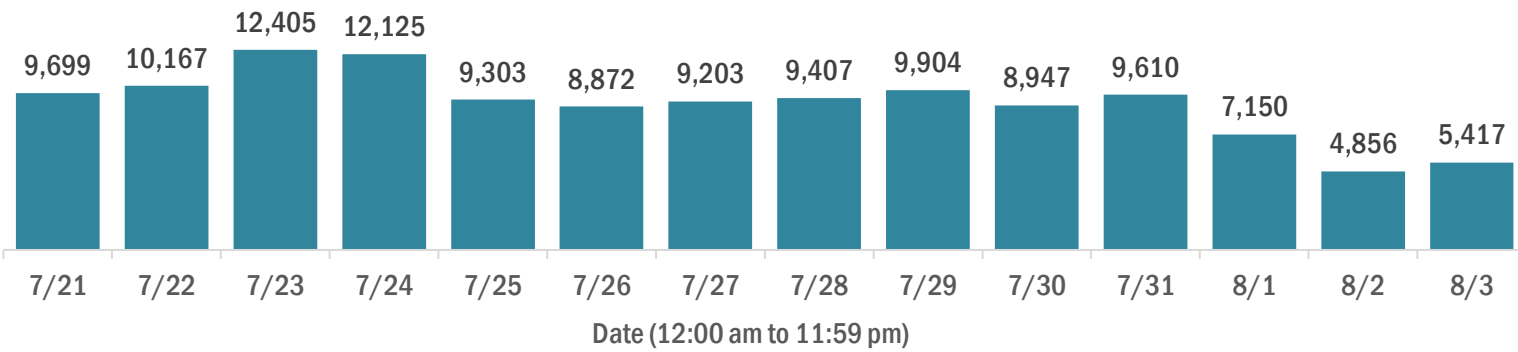
COVID-19: cases and laboratory testing over time

Data through Aug 3, 2020 verified as of Aug 4, 2020 at 09:25 AM

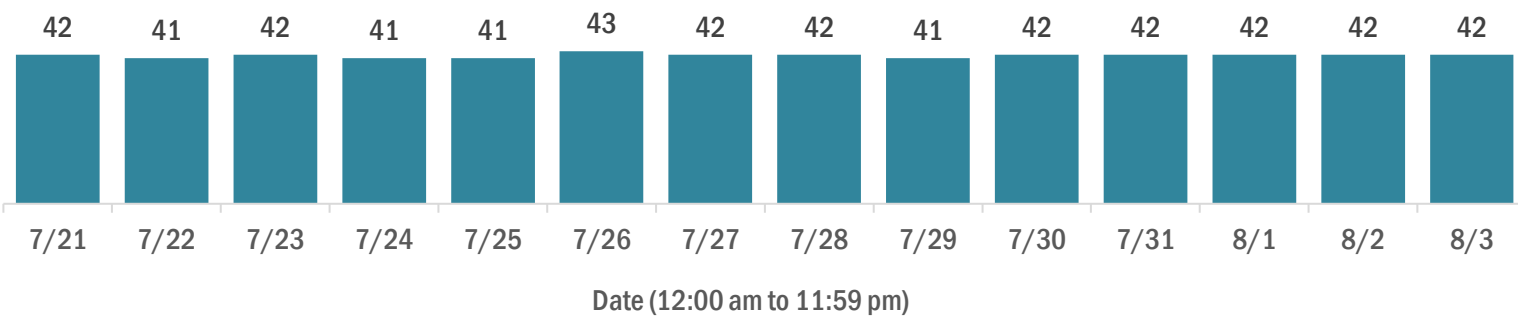
Data in this report are provisional and subject to change.

Cases in Florida residents per day for the past 2 weeks

Number of cases per day



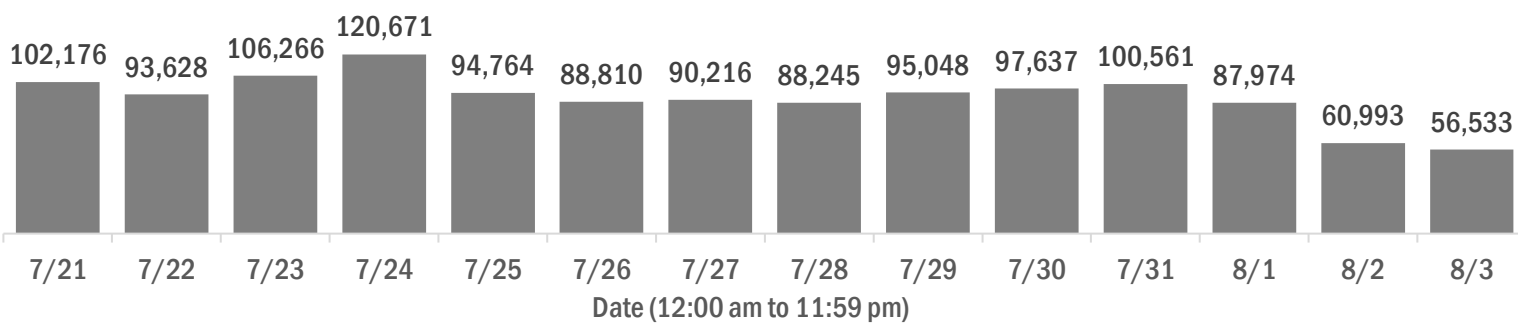
Median age of cases by day



Laboratory testing for Florida residents and non-Florida residents over the past 2 weeks

Number of people tested per day

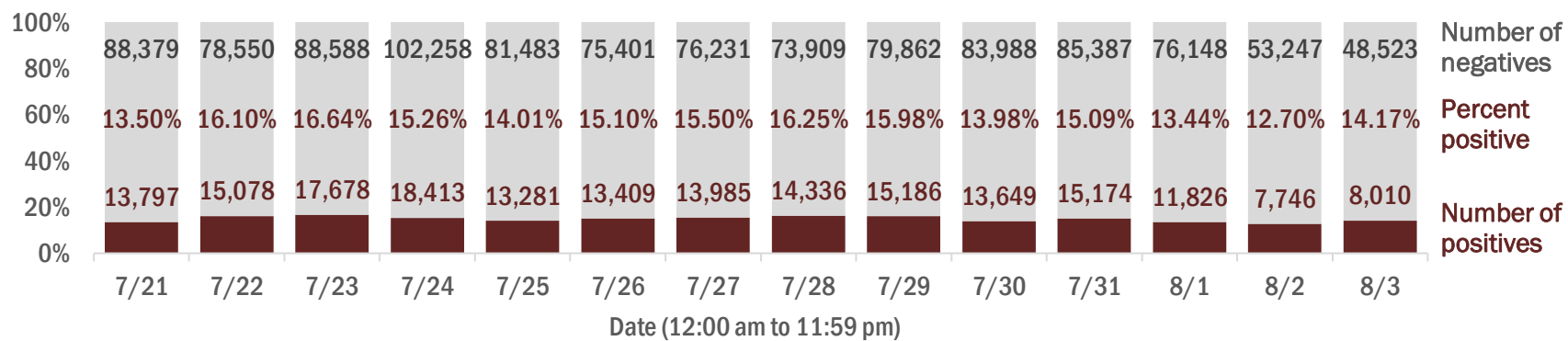
These counts include the number of people for whom the department received PCR or antigen laboratory results by day. People tested on multiple days will be included for each day a new result was received. A person is only counted once for each day they are tested, regardless of whether multiple specimens are tested or multiple results are received.



Number and percent of positive labs

The percent of positive results ranged from 12.70% to 16.64% over the past 2 weeks and was 14.17% yesterday.

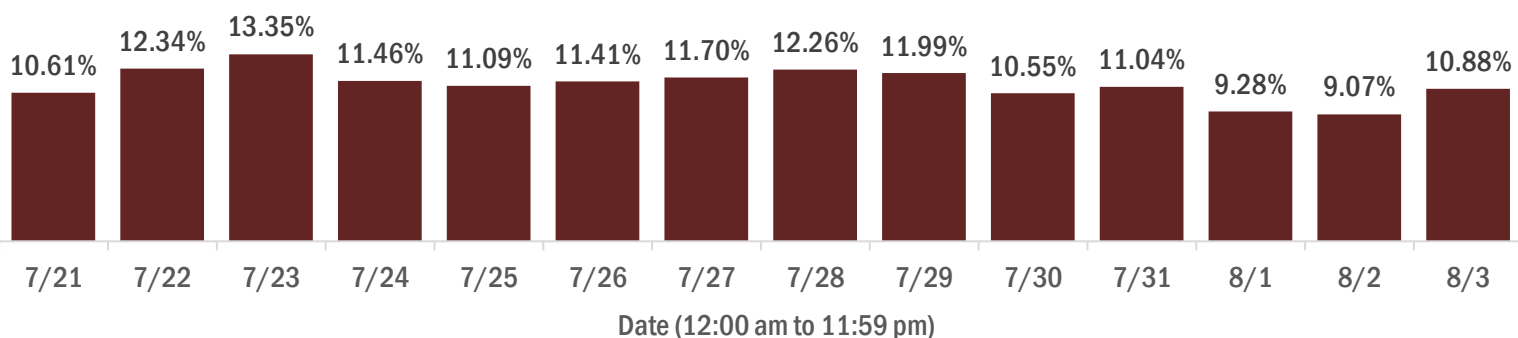
These counts include the number of people for whom the department received PCR or antigen laboratory results by day. People tested on multiple days will be included for each day a new result was received. A person is only counted once for each day they are tested, regardless of whether multiple specimens are tested or multiple results are received. If a person has a positive specimen and a negative specimen in the same day, only the positive result is counted.



Percent positivity for new cases

The percent of positive results ranged from 9.07% to 13.35% over the past 2 weeks and was 10.88% yesterday.

This percent is the number of people who test PCR- or antigen-positive for the first time divided by all the people tested that day, excluding people who have previously tested positive.



COVID-19: characteristics of 491,773 Florida resident cases

Data through Aug 3, 2020 verified as of Aug 4, 2020 at 09:25 AM

Data in this report are provisional and subject to change.

Age group	Cases	Hospitalizations	Deaths
0-4 years	8,289 2%	169 1%	0 0%
5-14 years	19,193 4%	127 0%	3 0%
15-24 years	75,087 15%	697 2%	20 0%
25-34 years	95,594 19%	1,686 6%	53 1%
35-44 years	80,994 16%	2,519 9%	160 2%
45-54 years	78,610 16%	3,664 13%	325 4%
55-64 years	63,403 13%	4,961 18%	762 10%
65-74 years	36,615 7%	5,428 19%	1,514 20%
75-84 years	20,961 4%	4,989 18%	2,124 29%
85+ years	12,158 2%	3,712 13%	2,441 33%
Unknown	869 0%	0 0%	0 0%
Total	491,773	27,952	7,402

Gender	Cases
Female	252,103 51%
Male	235,954 48%
Unknown	3,716 1%
Total	491,773

Ethnicity	Cases	Hospitalizations	Deaths
Hispanic	128,646 26%	8,753 31%	1,871 25%
Non-Hispanic	165,453 34%	17,257 62%	4,745 64%
Unknown	197,674 40%	1,942 7%	786 11%
Total	491,773	27,952	7,402

Race and ethnicity	Cases	Hospitalizations	Deaths
White	189,848 39%	16,656 60%	4,906 66%
Hispanic	84,154 17%	6,250 22%	1,455 20%
Non-Hispanic	87,246 18%	9,680 35%	3,124 42%
Unknown	18,448 4%	726 3%	327 4%
Black	73,279 15%	6,915 25%	1,490 20%
Hispanic	3,354 1%	307 1%	51 1%
Non-Hispanic	60,389 12%	6,380 23%	1,365 18%
Unknown	9,536 2%	228 1%	74 1%
Other race	53,794 11%	3,284 12%	591 8%
Hispanic	26,529 5%	1,971 7%	294 4%
Non-Hispanic	14,504 3%	1,103 4%	220 3%
Unknown	12,761 3%	210 1%	77 1%
Unknown race	174,852 36%	1,097 4%	415 6%
Hispanic	14,609 3%	225 1%	71 1%
Non-Hispanic	3,314 1%	94 0%	36 0%
Unknown	156,929 32%	778 3%	308 4%
Total	491,773	27,952	7,402

Hospitalization counts include anyone who was hospitalized at some point during their illness. It does not reflect the number of people currently hospitalized. **Other race** includes any person with a race of American Indian/Alaskan native, Asian, native Hawaiian/Pacific Islander, or other.

COVID-19: deaths in Florida residents and staff of long-term care facilities

Data through Aug 3, 2020 verified as of Aug 4, 2020 at 09:25 AM

Data in this report are provisional and subject to change.

For current cases in residents or staff of long-term care facilities, please visit: <https://floridahealthcovid19.gov/>

County	Deaths		County	Deaths		County	Deaths	
Dade	616	20%	Marion	26	1%	Santa Rosa	4	0%
Palm Beach	351	11%	Suwannee	26	1%	Baker	3	0%
Pinellas	316	10%	Indian River	23	1%	Highlands	3	0%
Broward	219	7%	Osceola	22	1%	Okeechobee	3	0%
Hillsborough	183	6%	Hendry	19	1%	Bradford	2	0%
Lee	171	5%	Hernando	18	1%	Gilchrist	2	0%
Polk	151	5%	Okaloosa	16	1%	Hardee	2	0%
Manatee	103	3%	Lake	12	0%	Nassau	2	0%
Sarasota	75	2%	Washington	12	0%	Desoto	1	0%
Duval	69	2%	Alachua	11	0%	Flagler	1	0%
Volusia	69	2%	Walton	11	0%	Holmes	1	0%
Brevard	63	2%	Citrus	9	0%	Levy	1	0%
St. Lucie	62	2%	Putnam	9	0%	Monroe	1	0%
Escambia	60	2%	Gadsden	8	0%	Taylor	1	0%
Seminole	58	2%	Sumter	8	0%	Total	3,155	
Collier	55	2%	St. Johns	7	0%			
Charlotte	53	2%	Calhoun	6	0%			
Martin	48	2%	Bay	5	0%			
Pasco	47	1%	Columbia	5	0%			
Orange	35	1%	Leon	5	0%			
Clay	30	1%	Jefferson	4	0%			
Jackson	28	1%	Madison	4	0%			

Note: cases are summarized by the county of usual residence. Residents and staff may be cases associated with facilities that are not in their county of usual residence, resulting in cases being included below for counties that do not have facilities with known cases.

COVID-19: characteristics of 497,330 cases

Data through Aug 3, 2020 verified as of Aug 4, 2020 at 09:25 AM

Data in this report are provisional and subject to change.

Tables below include cases in Florida residents and non-Florida residents.

All 67 Florida counties have cases:

County	FL resident cases	Non-FL resident cases	Total cases	FL resident deaths	FL death rate
Dade	123,876	883	124,759	1,724	1.4%
Broward	58,434	519	58,953	765	1.3%
Palm Beach	34,577	352	34,929	861	2.5%
Hillsborough	30,668	130	30,798	369	1.2%
Orange	29,757	383	30,140	241	0.8%
Duval	21,805	229	22,034	162	0.7%
Pinellas	16,931	116	17,047	460	2.7%
Lee	15,590	284	15,874	312	2.0%
Polk	13,188	43	13,231	286	2.2%
Collier	9,740	157	9,897	129	1.3%
Osceola	8,934	84	9,018	88	1.0%
Manatee	8,794	93	8,887	187	2.1%
Escambia	7,389	873	8,262	101	1.4%
Volusia	7,232	56	7,288	118	1.6%
Seminole	6,733	27	6,760	89	1.3%
Pasco	6,601	35	6,636	101	1.5%
Sarasota	5,803	51	5,854	128	2.2%
Brevard	5,650	21	5,671	123	2.2%
Marion	5,420	14	5,434	76	1.4%
St. Lucie	5,309	20	5,329	130	2.4%
Lake	4,738	31	4,769	52	1.1%
Leon	4,406	83	4,489	15	0.3%
Bay	3,856	65	3,921	37	1.0%
Alachua	3,757	51	3,808	25	0.7%
Martin	3,634	24	3,658	80	2.2%
Santa Rosa	3,527	25	3,552	30	0.9%
St. Johns	3,385	37	3,422	30	0.9%
Okaloosa	3,076	30	3,106	34	1.1%
Clay	2,975	9	2,984	49	1.6%
Columbia	2,627	10	2,637	13	0.5%
Indian River	2,356	13	2,369	50	2.1%
Charlotte	2,070	6	2,076	89	4.3%
Hernando	1,788	14	1,802	37	2.1%
Hendry	1,691	0	1,691	37	2.2%
Jackson	1,628	15	1,643	33	2.0%
Gadsden	1,592	8	1,600	21	1.3%
Putnam	1,397	0	1,397	20	1.4%
Monroe	1,363	26	1,389	13	1.0%
Citrus	1,320	2	1,322	34	2.6%
Desoto	1,305	3	1,308	16	1.2%
Highlands	1,293	3	1,296	30	2.3%
Walton	1,171	115	1,286	14	1.2%
Suwannee	1,186	17	1,203	37	3.1%
Sumter	1,155	8	1,163	38	3.3%
Nassau	1,074	64	1,138	11	1.0%
Okeechobee	963	4	967	6	0.6%
Flagler	951	10	961	13	1.4%
Hardee	850	7	857	7	0.8%
Washington	668	8	676	15	2.2%
Madison	650	11	661	8	1.2%
Unknown	192	446	638	0	0.0%
Levy	624	3	627	4	0.6%
Wakulla	621	6	627	4	0.6%
Hamilton	587	5	592	3	0.5%
Taylor	548	3	551	4	0.7%
Holmes	448	9	457	2	0.4%
Baker	423	0	423	4	0.9%
Liberty	418	0	418	2	0.5%
Jefferson	412	5	417	5	1.2%
Gulf	406	9	415	2	0.5%
Glades	392	0	392	3	0.8%
Bradford	341	0	341	4	1.2%
Gilchrist	334	0	334	3	0.9%
Calhoun	333	0	333	7	2.1%
Dixie	284	0	284	4	1.4%
Union	227	0	227	4	1.8%
Franklin	187	2	189	2	1.1%
Lafayette	113	0	113	1	0.9%
Total	491,773	5,557	497,330	7,402	1.5%

COVID-19: characteristics of 491,773 Florida resident cases

Data through Aug 3, 2020 verified as of Aug 4, 2020 at 09:25 AM

Data in this report are provisional and subject to change.

The table below includes the cities and counties of residence for cases in Florida residents based on the patient's ZIP Code.

Note that city is not always received as part of the initial notification and may be missing while the case is being investigated.

City and county	Cases
Miami, Dade	77,120
Orlando, Orange	22,767
Jacksonville, Duval	20,315
Tampa, Hillsborough	18,631
Hialeah, Dade	18,463
Fort Lauderdale, Broward	13,203
Hollywood, Broward	11,390
West Palm Beach, Palm Beach	8,692
Homestead, Dade	8,303
Kissimmee, Osceola	7,261
Saint Petersburg, Pinellas	7,077
Naples, Collier	7,021
Pompano Beach, Broward	6,934
Pensacola, Escambia	6,480
Fort Myers, Lee	6,431
Bradenton, Manatee	6,046
Lake Worth, Palm Beach	4,798
Boca Raton, Palm Beach	4,705
Sarasota, Sarasota	4,352
Ocala, Marion	4,316
Tallahassee, Leon	4,298
Lakeland, Polk	4,028
Miramar, Broward	3,667
Cape Coral, Lee	3,594
Miami Beach, Dade	3,343
Clearwater, Pinellas	3,320
Miami Gardens, Dade	3,234
Port Saint Lucie, St. Lucie	3,153
Lehigh Acres, Lee	3,150
Boynton Beach, Palm Beach	3,079
Gainesville, Alachua	3,057
Winter Haven, Polk	2,663
Panama City, Bay	2,617
Coral Springs, Broward	2,547
Lake City, Columbia	2,532
Opa Locka, Dade	2,405
Delray Beach, Palm Beach	2,368
Doral, Dade	2,101
Immokalee, Collier	2,089
Davie, Broward	2,059
Brandon, Hillsborough	2,043
Sunrise, Broward	2,013
Milton, Santa Rosa	2,000
Riverview, Hillsborough	1,925
Fort Pierce, St. Lucie	1,925
Apopka, Orange	1,858
Plant City, Hillsborough	1,842
North Miami Beach, Dade	1,841
Stuart, Martin	1,786
Missing, Broward	1,772
Saint Augustine, St. Johns	1,768
Largo, Pinellas	1,744
Melbourne, Brevard	1,700
Deerfield Beach, Broward	1,640
Tamarac, Broward	1,630
Vero Beach, Indian River	1,629
Sanford, Seminole	1,603
Plantation, Broward	1,594
Jupiter, Palm Beach	1,592

COVID-19: characteristics of 491,773 Florida resident cases

Data through Aug 3, 2020 verified as of Aug 4, 2020 at 09:25 AM

Data in this report are provisional and subject to change.

The table below includes the cities and counties of residence for cases in Florida residents based on the patient's ZIP Code.

Note that city is not always received as part of the initial notification and may be missing while the case is being investigated.

City and county	Cases
Daytona Beach, Volusia	1,552
New Port Richey, Pasco	1,529
Saint Cloud, Osceola	1,426
Orange Park, Clay	1,411
Lake Worth Beach, Palm Beach	1,400
Deltona, Volusia	1,383
Palmetto, Manatee	1,322
Margate, Broward	1,277
Weston, Broward	1,205
Palm Bay, Brevard	1,183
North Lauderdale, Broward	1,181
Clermont, Lake	1,181
Deland, Volusia	1,168
Palm Beach Gardens, Palm Beach	1,148
Arcadia, Desoto	1,148
Altamonte Springs, Seminole	1,132
Hallandale, Broward	1,120
Winter Park, Orange	1,120
Coconut Creek, Broward	1,113
Winter Garden, Orange	1,112
Haines City, Polk	1,092
Fort Walton Beach, Okaloosa	1,092
Davenport, Polk	1,061
Bonita Springs, Lee	1,045
North Miami, Dade	1,041
Oviedo, Seminole	1,039
Royal Palm Beach, Palm Beach	1,032
Port Charlotte, Charlotte	1,026
Ocoee, Orange	1,008
Spring Hill, Hernando	985
Coral Gables, Dade	967
Live Oak, Suwannee	965
Palm Harbor, Pinellas	959
Oakland Park, Broward	942
Land O Lakes, Pasco	940
Okeechobee, Okeechobee	919
Quincy, Gadsden	918
Wellington, Palm Beach	910
Indiantown, Martin	896
Wesley Chapel, Pasco	894
Pinellas Park, Pinellas	888
Clewiston, Hendry	881
Ruskin, Hillsborough	873
Florida City, Dade	859
Valrico, Hillsborough	824
Lutz, Hillsborough	822
Punta Gorda, Charlotte	816
Seminole, Pinellas	810
Longwood, Seminole	810
Pembroke Pines, Broward	805
Belle Glade, Palm Beach	800
Leesburg, Lake	735
Wimauma, Hillsborough	731
Missing, Palm Beach	726
Windermere, Orange	702
Palatka, Putnam	699
Palm Coast, Flagler	695
Casselberry, Seminole	693
Jacksonville Beach, Duval	681

COVID-19: characteristics of 491,773 Florida resident cases

Data through Aug 3, 2020 verified as of Aug 4, 2020 at 09:25 AM

Data in this report are provisional and subject to change.

The table below includes the cities and counties of residence for cases in Florida residents based on the patient's ZIP Code.

Note that city is not always received as part of the initial notification and may be missing while the case is being investigated.

City and county	Cases
Miami Lakes, Dade	681
Bartow, Polk	674
Aventura, Dade	660
Ormond Beach, Volusia	643
Key West, Monroe	641
Crestview, Okaloosa	639
Middleburg, Clay	631
Missing, Dade	615
North Port, Sarasota	614
Kissimmee, Polk	606
Cantonment, Escambia	600
Brooksville, Hernando	600
Lake Mary, Seminole	599
Cocoa, Brevard	591
Tavares, Lake	585
Graceville, Jackson	578
Auburndale, Polk	576
Zephyrhills, Pasco	572
North Fort Myers, Lee	570
Labelle, Hendry	558
Sebring, Highlands	558
Port Richey, Pasco	557
Hudson, Pasco	556
Dade City, Pasco	541
Loxahatchee, Palm Beach	534
Crawfordville, Wakulla	530
Winter Springs, Seminole	530
Chipley, Washington	525
Gulf Breeze, Santa Rosa	513
Lynn Haven, Bay	510
Riviera Beach, Palm Beach	506
Tarpon Springs, Pinellas	504
Maitland, Orange	497
Port Orange, Volusia	488
Perry, Taylor	488
Seffner, Hillsborough	486
Lake Wales, Polk	486
Panama City Beach, Bay	485
Mulberry, Polk	479
Marianna, Jackson	471
Venice, Sarasota	463
Cooper City, Broward	455
Sarasota, Manatee	455
Holiday, Pasco	454
Saint Johns, St. Johns	452
Ponte Vedra Beach, St. Johns	449
Orange City, Volusia	447
South Bay, Palm Beach	444
Destin, Okaloosa	440
Fernandina Beach, Nassau	432
Missing, Collier	425
Avon Park, Highlands	424
Dunedin, Pinellas	422
Navarre, Santa Rosa	416
Wauchula, Hardee	412
Dania, Broward	410
Defuniak Springs, Walton	409
Pincrest, Dade	407
Merritt Island, Brevard	406

COVID-19: characteristics of 491,773 Florida resident cases

Data through Aug 3, 2020 verified as of Aug 4, 2020 at 09:25 AM

Data in this report are provisional and subject to change.

The table below includes the cities and counties of residence for cases in Florida residents based on the patient's ZIP Code.

Note that city is not always received as part of the initial notification and may be missing while the case is being investigated.

City and county	Cases
Pahokee, Palm Beach	404
Santa Rosa Beach, Walton	404
Eustis, Lake	403
The Villages, Sumter	402
Jasper, Hamilton	393
South Miami, Dade	393
Parrish, Manatee	391
Green Cove Springs, Clay	390
Fleming Island, Clay	388
Madison, Madison	386
Titusville, Brevard	384
Palm City, Martin	380
Dover, Hillsborough	379
Lantana, Palm Beach	372
Monticello, Jefferson	372
Gibsonton, Hillsborough	366
Rockledge, Brevard	365
Moore Haven, Glades	364
Bristol, Liberty	364
Fellsmere, Indian River	363
Odessa, Hillsborough	358
Missing, Hillsborough	356
New Smyrna Beach, Volusia	349
Bonifay, Holmes	346
Groveland, Lake	346
Estero, Lee	343
Inverness, Citrus	340
Parkland, Broward	334
Missing, Duval	323
Niceville, Okaloosa	321
Mount Dora, Lake	321
Lauderdale Lakes, Broward	318
Key Biscayne, Dade	317
Atlantic Beach, Duval	310
Crescent City, Putnam	307
Debary, Volusia	303
Polk City, Polk	303
Lauderhill, Broward	297
Oldsmar, Pinellas	296
North Palm Beach, Palm Beach	269
Missing, Orange	269
Apollo Beach, Hillsborough	266
Lithia, Hillsborough	266
Palm Springs, Palm Beach	262
Pace, Santa Rosa	260
Starke, Bradford	256
Hobe Sound, Martin	256
Sun City Center, Hillsborough	254
Frostproof, Polk	254
Missing, Pasco	251
Wilton Manors, Broward	250
Sebastian, Indian River	238
Macclenny, Baker	232
Yulee, Nassau	231
Missing, Santa Rosa	231
Alachua, Alachua	228
Summerfield, Marion	227
Fort Meade, Polk	226
Ellenton, Manatee	225

COVID-19: characteristics of 491,773 Florida resident cases

Data through Aug 3, 2020 verified as of Aug 4, 2020 at 09:25 AM

Data in this report are provisional and subject to change.

The table below includes the cities and counties of residence for cases in Florida residents based on the patient's ZIP Code.

Note that city is not always received as part of the initial notification and may be missing while the case is being investigated.

City and county	Cases
Missing, St. Johns	222
Palmetto Bay, Dade	220
Missing, St. Lucie	218
Ponte Vedra, St. Johns	218
Safety Harbor, Pinellas	218
Missing, Hendry	215
Bushnell, Sumter	213
Sneads, Jackson	210
Missing, Polk	205
Chattahoochee, Gadsden	203
Trenton, Gilchrist	203
Williston, Levy	202
Blountstown, Calhoun	200
Belleview, Marion	196
Havana, Gadsden	195
Crystal River, Citrus	192
Key Largo, Monroe	188
Chiefland, Levy	187
Wildwood, Sumter	185
Jensen Beach, Martin	183
Port Saint Joe, Gulf	182
Homosassa, Citrus	178
Lake Placid, Highlands	175
Lady Lake, Lake	175
Callahan, Nassau	173
Mary Esther, Okaloosa	172
Missing, Hardee	172
Shalimar, Okaloosa	168
Mascotte, Lake	165
Old Town, Dixie	164
Newberry, Alachua	164
Missing, Marion	163
Wewahitchka, Gulf	163
Dunnellon, Marion	161
Missing, Volusia	161
Missing, Lee	159
Missing, Citrus	159
Jacksonville, St. Johns	159
Edgewater, Volusia	158
Bowling Green, Hardee	157
Missing, Madison	156
Thonotosassa, Hillsborough	152
Marathon, Monroe	151
Southwest Ranches, Broward	150
Freeport, Walton	145
Lake Alfred, Polk	144
Missing, Osceola	144
Lake Butler, Union	143
Missing, Brevard	140
Myakka City, Manatee	134
Minneola, Lake	133
Cocoa Beach, Brevard	133
Missing, Desoto	133
Satellite Beach, Brevard	132
Neptune Beach, Duval	131
Pierson, Volusia	130
Missing, Hernando	129
Jennings, Hamilton	127
Medley, Dade	127

COVID-19: characteristics of 491,773 Florida resident cases

Data through Aug 3, 2020 verified as of Aug 4, 2020 at 09:25 AM

Data in this report are provisional and subject to change.

The table below includes the cities and counties of residence for cases in Florida residents based on the patient's ZIP Code.

Note that city is not always received as part of the initial notification and may be missing while the case is being investigated.

City and county	Cases
Sorrento, Lake	126
Clearwater Beach, Pinellas	125
Spring Hill, Pasco	123
Nokomis, Sarasota	123
Missing, Highlands	122
Bronson, Levy	121
Missing, Martin	120
Carol City, Dade	120
West Melbourne, Brevard	119
Lake Park, Palm Beach	117
Gulfport, Pinellas	117
Hilliard, Nassau	115
Missing, Indian River	115
Midway, Gadsden	115
Tavernier, Monroe	114
Missing, Seminole	114
Holly Hill, Volusia	114
Marco Island, Collier	113
Lecanto, Citrus	110
Englewood, Charlotte	109
De Leon Springs, Volusia	105
Bunnell, Flagler	104
Missing, Pinellas	103
Mayo, Lafayette	102
Carrabelle, Franklin	102
Beverly Hills, Citrus	100
Miramar Beach, Walton	97
Bell, Gilchrist	96
Zolfo Springs, Hardee	96
Missing, Monroe	95
Umatilla, Lake	95
Alva, Lee	95
Jay, Santa Rosa	94
Cross City, Dixie	94
Missing, Unknown	94
Missing, Nassau	92
Molino, Escambia	92
Indialantic, Brevard	90
Palm Beach, Palm Beach	88
High Springs, Alachua	87
Fruitland Park, Lake	87
Englewood, Sarasota	87
Tequesta, Palm Beach	85
Fort White, Columbia	85
Flagler Beach, Flagler	84
Hernando, Citrus	84
Missing, Sarasota	82
Gretna, Gadsden	81
Montverde, Lake	80
Trinity, Pasco	79
Century, Escambia	79
Kenneth City, Pinellas	78
Missing, Clay	78
Chuluota, Seminole	77
East Palatka, Putnam	77
South Daytona, Volusia	77
Gotha, Orange	76
Greenwood, Jackson	76
Oxford, Sumter	76

COVID-19: characteristics of 491,773 Florida resident cases

Data through Aug 3, 2020 verified as of Aug 4, 2020 at 09:25 AM

Data in this report are provisional and subject to change.

The table below includes the cities and counties of residence for cases in Florida residents based on the patient's ZIP Code.

Note that city is not always received as part of the initial notification and may be missing while the case is being investigated.

City and county	Cases
Missing, Jackson	73
Citra, Marion	73
Cape Canaveral, Brevard	73
Cottdale, Jackson	73
Dunnellon, Citrus	73
Glen Saint Mary, Baker	72
Rotunda West, Charlotte	72
Eagle Lake, Polk	71
Archer, Alachua	70
Missing, Okaloosa	70
Geneva, Seminole	69
Sanderson, Baker	69
Silver Springs, Marion	68
Keystone Heights, Clay	68
West Miami, Dade	68
Youngstown, Bay	68
Osprey, Sarasota	68
Reddick, Marion	67
Missing, Leon	67
Baker, Okaloosa	66
Avon Park, Polk	66
Missing, Lake	66
Altha, Calhoun	65
Missing, Flagler	65
Weeki Wachee, Hernando	64
Hawthorne, Alachua	64
Vernon, Washington	64
White Springs, Hamilton	64
Mims, Brevard	64
Fort Myers Beach, Lee	63
Hastings, St. Johns	62
Missing, Gulf	61
Southport, Bay	60
Branford, Suwannee	60
Lake Panasoffkee, Sumter	60
Zellwood, Orange	59
Pomona Park, Putnam	59
Dundee, Polk	59
Melbourne Beach, Brevard	59
Interlachen, Putnam	59
Missing, Escambia	59
Missing, Manatee	58
Ave Maria, Collier	58
Webster, Sumter	57
O'Brien, Suwannee	56
Greenville, Madison	55
Bal Harbour, Dade	54
Oakland, Orange	54
Satsuma, Putnam	53
Indian Rocks Beach, Pinellas	53
Belle Isle, Orange	53
Missing, Levy	52
Missing, Wakulla	52
Islamorada, Monroe	51
Apalachicola, Franklin	51
Coconut Grove, Dade	51
Missing, Gadsden	51
Surfside, Dade	50
Biscayne Park, Dade	50

COVID-19: characteristics of 491,773 Florida resident cases

Data through Aug 3, 2020 verified as of Aug 4, 2020 at 09:25 AM

Data in this report are provisional and subject to change.

The table below includes the cities and counties of residence for cases in Florida residents based on the patient's ZIP Code.

Note that city is not always received as part of the initial notification and may be missing while the case is being investigated.

City and county	Cases
Ocklawaha, Marion	49
South Pasadena, Pinellas	49
Missing, Baker	49
Missing, Washington	49
Raiford, Union	48
Grand Island, Lake	48
Viera, Brevard	47
Seville, Volusia	45
Grand Ridge, Jackson	45
Lakewood Ranch, Manatee	43
Coleman, Sumter	43
Missing, Calhoun	42
Missing, Okeechobee	42
Lawtey, Bradford	41
San Antonio, Pasco	41
Greenacres, Palm Beach	41
Lee, Madison	41
Mcalpin, Suwannee	40
Missing, Walton	40
Poinciana, Polk	39
Indian Harbour Beach, Brevard	39
Mcdavid, Escambia	39
Floral City, Citrus	38
Sanibel, Lee	38
Lake Hamilton, Polk	38
Fountain, Bay	38
El Portal, Dade	38
Elkton, St. Johns	38
Missing, Sumter	37
Missing, Holmes	37
Stock Island, Monroe	37
Center Hill, Sumter	36
Celebration, Osceola	36
Citrus Springs, Citrus	36
Alford, Jackson	35
Cutler Bay, Dade	35
Princeton, Dade	34
Christmas, Orange	34
Welaka, Putnam	33
Malone, Jackson	33
Howey-In-The-Hills, Lake	33
Westville, Holmes	33
Malabar, Brevard	33
Melrose, Putnam	33
Valparaiso, Okaloosa	32
Inlet Beach, Walton	32
Lauderdale By The Sea, Broward	32
Astatula, Lake	32
Morrison, Levy	32
Lake Helen, Volusia	31
Missing, Gilchrist	31
Juno Beach, Palm Beach	31
Micanopy, Alachua	31
Wellborn, Suwannee	31
Summerland Key, Monroe	31
Bokeelia, Lee	30
Steinhatchee, Taylor	30
Florida State University, Leon	30
Madeira Beach, Pinellas	29

COVID-19: characteristics of 491,773 Florida resident cases

Data through Aug 3, 2020 verified as of Aug 4, 2020 at 09:25 AM

Data in this report are provisional and subject to change.

The table below includes the cities and counties of residence for cases in Florida residents based on the patient's ZIP Code.

Note that city is not always received as part of the initial notification and may be missing while the case is being investigated.

City and county	Cases
Anthony, Marion	29
Atlantis, Palm Beach	29
Babson Park, Polk	29
Osteen, Volusia	28
Greensboro, Gadsden	28
Hallandale Beach, Broward	28
Missing, Bay	28
Bryceville, Nassau	28
Ponce De Leon, Holmes	28
Laurel Hill, Okaloosa	27
Big Pine Key, Monroe	27
Hypoluxo, Palm Beach	27
Belleair, Pinellas	27
Missing, Liberty	27
Lady Lake, Sumter	26
San Mateo, Putnam	26
Canal Point, Palm Beach	26
Weirsdale, Marion	26
Naranja, Dade	26
Hosford, Liberty	25
Yalaha, Lake	25
Sunny Isles Beach, Dade	25
Destin, Walton	25
The Villages, Lake	25
Felda, Hendry	25
Patrick Air Force Base, Brevard	24
Fern Park, Seminole	24
Missing, Suwannee	24
Eglin Air Force Base, Okaloosa	24
Astor, Lake	23
Missing, Jefferson	23
Belleair Beach, Pinellas	22
Ochopee, Collier	22
Florida Dept Of Corrections, Union	22
Bradenton Beach, Manatee	22
Haverhill, Palm Beach	21
Saint James City, Lee	21
Odessa, Pasco	21
Longboat Key, Manatee	21
Missing, Taylor	21
Unknown, Orange	21
Missing, Charlotte	20
Sweetwater, Dade	20
Holt, Okaloosa	20
Grant-Valkaria, Brevard	20
Campbellton, Jackson	20
Sumterville, Sumter	20
Missing, Bradford	19
Missing, Dixie	19
Temple Terrace, Hillsborough	19
Sopchoppy, Wakulla	19
Caryville, Washington	19
Miami Springs, Dade	19
Eastpoint, Franklin	19
Kendall, Dade	18
Oak Hill, Volusia	18
Kissimmee, Orange	18
Altoona, Lake	18
Callaway, Bay	18

COVID-19: characteristics of 491,773 Florida resident cases

Data through Aug 3, 2020 verified as of Aug 4, 2020 at 09:25 AM

Data in this report are provisional and subject to change.

The table below includes the cities and counties of residence for cases in Florida residents based on the patient's ZIP Code.

Note that city is not always received as part of the initial notification and may be missing while the case is being investigated.

City and county	Cases
Crystal Beach, Pinellas	17
Baldwin, Duval	17
Lamont, Jefferson	17
Hialeah Gardens, Dade	17
Edgewood, Orange	16
North Bay Village, Dade	16
Clarksville, Calhoun	16
Paisley, Lake	16
Village Of Palmetto Bay, Dade	16
Georgetown, Putnam	15
Placida, Charlotte	15
Golden Beach, Dade	15
Ponce Inlet, Volusia	15
Tice, Lee	15
Waverly, Polk	15
Fruit Cove, St. Johns	14
Panacea, Wakulla	14
Miami Shores, Dade	14
Missing, Union	14
Fort Mccoy, Marion	14
Brooker, Bradford	14
Kindred, Osceola	14
Waldo, Alachua	14
Missing, Franklin	14
West Park, Broward	13
Goulds, Dade	13
Ona, Hardee	13
Hollister, Putnam	13
Holmes Beach, Manatee	13
Alafaya, Orange	13
Carrollwood, Hillsborough	13
Singer Island, Palm Beach	13
Winter Park, Seminole	12
Matlacha, Lee	12
Okahumpka, Lake	12
Pinetta, Madison	12
Nocatee, Desoto	12
Fort Denaud, Hendry	12
Eaton Park, Polk	12
Bascom, Jackson	12
Terra Ceia, Manatee	12
Santa Fe, Alachua	11
Harmony, Osceola	11
Inglis, Levy	11
Sebastian, Brevard	11
Bay Pines, Pinellas	11
Florahome, Putnam	11
Unknown, Dade	11
Barefoot Bay, Brevard	11
Palm Shores, Brevard	11
Lighthouse Point, Broward	11
Tierra Verde, Pinellas	11
North Redington Beach, Pinellas	10
Missing, Glades	10
Palmdale, Glades	10
Bellview, Escambia	10
Mexico Beach, Bay	10
Bayonet Point, Pasco	10
Dania Beach, Broward	10

COVID-19: characteristics of 491,773 Florida resident cases

Data through Aug 3, 2020 verified as of Aug 4, 2020 at 09:25 AM

Data in this report are provisional and subject to change.

The table below includes the cities and counties of residence for cases in Florida residents based on the patient's ZIP Code.

Note that city is not always received as part of the initial notification and may be missing while the case is being investigated.

City and county	Cases
Heathrow, Seminole	10
Balm, Hillsborough	10
Highland City, Polk	9
Lake Suzy, Desoto	9
Mangonia Park, Palm Beach	9
Sun City, Hillsborough	9
Ocean Ridge, Palm Beach	9
Bay Harbor Islands, Dade	9
Walnut Hill, Escambia	9
Treasure Island, Pinellas	9
Miami, Unknown	9
Intercession City, Osceola	9
Kinard, Calhoun	8
Bagdad, Santa Rosa	8
La Crosse, Alachua	8
Lutz, Pasco	8
Saint Pete Beach, Pinellas	8
Tyndall Air Force Base, Bay	8
Labelle, Glades	8
Hampton, Bradford	8
Orange Lake, Marion	8
Key Colony Beach, Monroe	8
Tioga, Alachua	8
Missing, Lafayette	8
Cedar Key, Levy	7
Dowling Park, Suwannee	7
Missing, Alachua	7
Lorida, Highlands	7
Eloise, Polk	7
Homosassa Springs, Citrus	7
Gonzalez, Escambia	7
Reunion, Osceola	7
Sydney, Hillsborough	7
Kathleen, Polk	7
Maitland, Seminole	6
Paxton, Walton	6
Palma Sola, Manatee	6
Jacksonville, Unknown	6
Aloma, Orange	6
Enterprise, Volusia	6
Wabasso, Indian River	6
Wahneta, Polk	6
Venus, Highlands	6
Buena Ventura Lakes, Osceola	6
Kenansville, Osceola	6
Perdido Key, Escambia	5
West Delray Beach, Palm Beach	5
Perrine, Dade	5
Pasadena, Pinellas	5
Goodland, Collier	5
Altamonte Springs, Orange	5
Poinciana, Osceola	5
Hernando Beach, Hernando	5
Hiawassee, Orange	5
Indian Lake Estates, Polk	5
Rubonia, Manatee	5
Mango, Hillsborough	5
Parker, Bay	5
North Venice, Sarasota	5

COVID-19: characteristics of 491,773 Florida resident cases

Data through Aug 3, 2020 verified as of Aug 4, 2020 at 09:25 AM

Data in this report are provisional and subject to change.

The table below includes the cities and counties of residence for cases in Florida residents based on the patient's ZIP Code.

Note that city is not always received as part of the initial notification and may be missing while the case is being investigated.

City and county	Cases
Shady Grove, Taylor	5
Tangerine, Orange	5
Bradley, Polk	5
Ferndale, Lake	5
Plymouth, Orange	5
Penney Farms, Clay	5
Pensacola Beach, Santa Rosa	5
Murdock, Charlotte	5
Woodville, Leon	5
Long Boat Key, Manatee	5
Cloud Lake, Palm Beach	5
Ponce De Leon, Walton	5
Crystal Springs, Pasco	5
Cudjoe Key, Monroe	4
Homeland, Polk	4
Sparr, Marion	4
Bonifay, Washington	4
Davenport, Osceola	4
Ebro, Washington	4
Missing, Columbia	4
Lowell, Marion	4
Quail Heights, Dade	4
Ridge Manor, Pasco	4
Saint Lucie West, St. Lucie	4
Siesta Key, Sarasota	4
Unknown, Broward	4
Buckingham, Lee	4
Hollywood, Dade	4
Orlando, Seminole	4
Sewalls Point, Martin	4
Pembroke Park, Broward	4
Mayport, Duval	4
PsI, Unknown	4
Steinhatchee, Dixie	4
Tallevast, Manatee	4
Eatonville, Orange	4
Lehigh, Lee	4
Maxville, Duval	4
Gulf Hammock, Levy	4
Ft Pierce, St. Lucie	4
Centerville, Leon	4
Pine Castle, Orange	4
Ybor City, Hillsborough	4
Celebration, Orange	4
Durant, Hillsborough	4
Leisure City, Dade	4
Nobleton, Hernando	4
Northdale, Hillsborough	4
Orlando, Osceola	4
Oneco, Manatee	4
Nichols, Polk	4
South Palm Beach, Palm Beach	4
Hollywood, Unknown	4
Missing, Putnam	4
Miami, Broward	4
City Of Sunrise, Broward	4
Braden River, Manatee	3
Fanning Springs, Gilchrist	3
Elfers, Pasco	3

COVID-19: characteristics of 491,773 Florida resident cases

Data through Aug 3, 2020 verified as of Aug 4, 2020 at 09:25 AM

Data in this report are provisional and subject to change.

The table below includes the cities and counties of residence for cases in Florida residents based on the patient's ZIP Code.

Note that city is not always received as part of the initial notification and may be missing while the case is being investigated.

City and county	Cases
Fpo, Duval	3
Mayport Naval Housing, Duval	3
Miromar Lakes, Lee	3
Indian River Shores, Indian River	3
Gulf Stream, Palm Beach	3
Westchase, Hillsborough	3
Vernon, Bay	3
Virginia Gardens, Dade	3
Mount Plymouth, Lake	3
Port Saint John, Brevard	3
Saint Leo, Pasco	3
Lauderhill, Unknown	3
Ozona, Pinellas	3
Deerfield Beach, Unknown	3
Lulu, Columbia	3
Milligan, Okaloosa	3
Lacoochee, Pasco	3
Indian Creek Village, Dade	3
Branford, Lafayette	3
Pompano Beach, Unknown	3
Saint Marks, Wakulla	3
Pine Hills, Orange	3
Graceville, Holmes	3
Hallandale Beach, Broward	3
Fisher Island, Dade	3
Candler, Marion	3
Boca Grande, Lee	3
Trenton, Levy	3
Orlando, Unknown	3
Laud-By-The-Sea, Broward	3
Little Torch Key, Monroe	3
Lynbrook, Broward	3
Micco, Brevard	3
Indian Shores, Pinellas	3
Lake Como, Putnam	3
Lake Monroe, Seminole	3
Fort Lauderdale, Unknown	3
Captiva, Lee	3
Belleair Bluffs, Pinellas	3
Lake City, Suwannee	3
Green Acres, Palm Beach	3
Dinsmore, Duval	3
Fort Ogden, Desoto	3
Yankeetown, Levy	3
Trilby, Pasco	3
Long Key, Monroe	3
Missing, Hamilton	3
Hialeah, Unknown	3
Cutler Ridge, Dade	3
Duette, Manatee	3
East Lake, Marion	3
Bayshore Gardens, Manatee	3
Azalea Park, Orange	3
Anna Maria, Manatee	3
Daytona Beach Shores, Volusia	2
Gibsonia, Polk	2
Everglades City, Collier	2
Fort Charlotte, Charlotte	2
Horseshoe Beach, Dixie	2

COVID-19: characteristics of 491,773 Florida resident cases

Data through Aug 3, 2020 verified as of Aug 4, 2020 at 09:25 AM

Data in this report are provisional and subject to change.

The table below includes the cities and counties of residence for cases in Florida residents based on the patient's ZIP Code.

Note that city is not always received as part of the initial notification and may be missing while the case is being investigated.

City and county	Cases
Lealman, Pinellas	2
Margate, Unknown	2
Madison, Unknown	2
Town N Country, Hillsborough	2
Port Salerno, Martin	2
Redington Beach, Pinellas	2
Redington Shores, Pinellas	2
Telogia, Liberty	2
Orlando, Brevard	2
Forest City, Orange	2
Chokoloskee, Collier	2
Alturas, Polk	2
Goldenrod, Seminole	2
Lake Harbor, Palm Beach	2
Loughman, Polk	2
Archer, Levy	2
Hallandale Beach, Unknown	2
Hawthorne, Putnam	2
Jensen Beach, St. Lucie	2
Lockhart, Orange	2
Loxahatchee Groves, Palm Beach	2
Ponte Vedra, Duval	2
Port Charlotte, Unknown	2
River Ranch, Polk	2
Ramrod Key, Monroe	2
Port Saint Lucie, Martin	2
University Park, Manatee	2
The Villages, Marion	2
Valkaria, Brevard	2
West Bradenton, Manatee	2
Cortez, Manatee	2
Grandin, Putnam	2
Inlet Beach, Bay	2
Jacksonville, Clay	2
Manalapan, Palm Beach	2
Laurel, Sarasota	2
Sunny Hills, Washington	2
Switzerland, St. Johns	2
Oklawaha, Marion	2
Tampa, Pinellas	2
Unknown, Palm Beach	2
Watersound, Walton	2
Sorrento, Orange	2
San Carlos Park, Lee	2
Ormond Beach, Flagler	2
Mesa, Unknown	2
Miami Gardens, Unknown	2
Miramar, Dade	2
Clewiston, Palm Beach	2
Longboat Key, Sarasota	2
Lakeshore, Polk	2
Earleton, Alachua	2
Lamont, Taylor	2
Miccosukee, Leon	2
Cypress, Jackson	2
Glenwood, Volusia	2
Gulf Breeze, Escambia	2
Sugarloaf, Monroe	2
Venice, Manatee	2

COVID-19: characteristics of 491,773 Florida resident cases

Data through Aug 3, 2020 verified as of Aug 4, 2020 at 09:25 AM

Data in this report are provisional and subject to change.

The table below includes the cities and counties of residence for cases in Florida residents based on the patient's ZIP Code.

Note that city is not always received as part of the initial notification and may be missing while the case is being investigated.

City and county	Cases
Unknown, Seminole	2
Lake Butler, Bradford	2
Jonesville, Alachua	2
Miami, Martin	2
El Jobean, Charlotte	2
Fort Lauderdale, Dade	2
Sand Lake, Orange	2
Roseland, Indian River	2
West Palm Beach, Unknown	2
New Smyrna, Volusia	2
Oakland Park, Unknown	2
Palma Ceia, Hillsborough	2
Wakulla Springs, Wakulla	2
Union Park, Orange	2
Samoset, Manatee	2
Holder, Citrus	2
Everglades National Park, Dade	2
Evinston, Alachua	1
Fellsmere, Brevard	1
Fernandina, Nassau	1
Fwb, Escambia	1
Graham, Bradford	1
Cypress Gardens, Polk	1
Indian Rock Beach, Pinellas	1
Key West Naval Air Station, Monroe	1
Hillsboro Beach, Broward	1
Lauderdale Lakes, Unknown	1
Miamksaohes, Dade	1
Metter, Manatee	1
Miami Dade, Unknown	1
Salem, Taylor	1
Sarasota, Unknown	1
Seacrest, Walton	1
St Cloud, Orange	1
Suwannee, Dixie	1
Twentynine Palms, Broward	1
University Of Miami, Dade	1
Unknown, Manatee	1
Windermere, Unknown	1
Xifamk, Dade	1
Orlando, Manatee	1
Okeechobee, Martin	1
Okeechobi, Unknown	1
Pooler, Broward	1
Pennsacola, Escambia	1
Port Saint Lucie, Unknown	1
North Lauderdale, Unknown	1
North Miami, Palm Beach	1
North Port, Manatee	1
Weston, Unknown	1
Williston, Marion	1
Winter Springs, Orange	1
West Hollywood, Broward	1
Unknown Out Of Area, Palm Beach	1
Unknown, Duval	1
Point Washington, Walton	1
Port St Luice, Unknown	1
Rices Landing, Dade	1
Seacrest, Bay	1

COVID-19: characteristics of 491,773 Florida resident cases

Data through Aug 3, 2020 verified as of Aug 4, 2020 at 09:25 AM

Data in this report are provisional and subject to change.

The table below includes the cities and counties of residence for cases in Florida residents based on the patient's ZIP Code.

Note that city is not always received as part of the initial notification and may be missing while the case is being investigated.

City and county	Cases
Stiamk, Dade	1
Oviedo, Orange	1
Pensacola Naval Hospital, Escambia	1
Okeechobee, Highlands	1
Orange Park, Duval	1
Mount Dora, Orange	1
New Church, Palm Beach	1
New Port Richey, Hillsborough	1
Dade City, Hernando	1
Franklin, Orange	1
Haines City, Orange	1
Clearwater, Hillsborough	1
Apo, Collier	1
Big Torch Key, Monroe	1
Bonifay, Unknown	1
Astor, Volusia	1
Austin, Dade	1
Basinger, Okeechobee	1
Miramar, Unknown	1
Litchfield Park, Unknown	1
Marathon Shores, Monroe	1
Mayport Naval Station, Duval	1
Mcintosh, Marion	1
Jena, Taylor	1
Lake Worth, Unknown	1
Laurel Hill, Walton	1
Unknown, Volusia	1
Westville, Walton	1
White Springs, Columbia	1
Tamarac, Dade	1
Port Saint Lucie, Palm Beach	1
Rocky Point, Hillsborough	1
Rosemary Beach, Walton	1
Saint Johns, Duval	1
Salt Springs, Marion	1
Other, Dade	1
Pensacola Beach, Escambia	1
Pensacola, Unknown	1
Orl, Osceola	1
New Port Richey, Unknown	1
Hallandale, Unknown	1
Homeless, Hillsborough	1
Homeless, Monroe	1
Homeless, Pinellas	1
Hutchinson Island, St. Lucie	1
Clarcona, Orange	1
Coconut Ck, Unknown	1
Deerfield, Broward	1
Alpharetta, Broward	1
Cape Cord, Lee	1
Miamc, Dade	1
Lehigh Acers, Lee	1
Los Angeles, Dade	1
Land O Lakes, Hillsborough	1
Layton, Monroe	1
Lakeland, Unknown	1
Jacksonville, Orange	1
Duck Key, Monroe	1
Jacksonville, Nassau	1

COVID-19: characteristics of 491,773 Florida resident cases

Data through Aug 3, 2020 verified as of Aug 4, 2020 at 09:25 AM

Data in this report are provisional and subject to change.

The table below includes the cities and counties of residence for cases in Florida residents based on the patient's ZIP Code.

Note that city is not always received as part of the initial notification and may be missing while the case is being investigated.

City and county	Cases
Jacksonville Naval Air Station, Duval	1
Jacksonville Naval Hospital, Duval	1
Homossa, Orange	1
Hosford, Calhoun	1
Cape Haze, Charlotte	1
Davie, Unknown	1
Alva, Escambia	1
Bayou George, Bay	1
Babcock Ranch, Charlotte	1
Branford, Gilchrist	1
Monroe, Hillsborough	1
Morriston, Marion	1
Mount Dora, Seminole	1
Naples, Lee	1
North Fort Myers, Charlotte	1
North Laud, Unknown	1
Panama City, Unknown	1
Perth Amboy, Hillsborough	1
Oldsra, Manatee	1
Sanford, Orange	1
Shady Hills, Pasco	1
Sharpes, Brevard	1
Rivera Beach, Palm Beach	1
Unknown, Unknown	1
Unable To Obtain, Palm Beach	1
University Of Tampa, Hillsborough	1
Unk, Alachua	1
Unknown Out Of Area, St. Lucie	1
Watersound, Bay	1
Yeehaw, Okeechobee	1
Unknown, Columbia	1
Wesley Chapel, Alachua	1
Weston, Dade	1
South Daytona Beach, Volusia	1
Tewksbury, Orange	1
Olustee, Baker	1
Tampa Palms, Hillsborough	1
San Antonio, Unknown	1
Miamf, Dade	1
Milton, Escambia	1
Pine Ridge, Citrus	1
Palm Springs North, Dade	1
Ocala, Alachua	1
Okeechobee, St. Lucie	1
Kissimmee, Brevard	1
Lake Wales, Escambia	1
Fl, Dade	1
Florence Villa, Polk	1
Fort Pierce, Martin	1
Estero, Collier	1
Fellsmee, Brevard	1
Doctors Inlet, Clay	1
Dade City, Hillsborough	1
Clermont, Orange	1
Clermont, Polk	1
Celeste, Broward	1
Arndale, Hillsborough	1
Bay Lake, Orange	1
Beverly Beach, Flagler	1

COVID-19: characteristics of 491,773 Florida resident cases

Data through Aug 3, 2020 verified as of Aug 4, 2020 at 09:25 AM

Data in this report are provisional and subject to change.

The table below includes the cities and counties of residence for cases in Florida residents based on the patient's ZIP Code.

Note that city is not always received as part of the initial notification and may be missing while the case is being investigated.

City and county	Cases
Aollywoss, Dade	1
99, Unknown	1
Air Mail Facility, Dade	1
West Villages, Sarasota	1
Washington, Unknown	1
Venice, Hillsborough	1
Unkown, Seminole	1
Wintergarden, Orange	1
Tallahassee, Unknown	1
South Miami, Unknown	1
Seven Springs, Pasco	1
Palm Beach Shores, Palm Beach	1
Saint Augusaintine Beach, St. Johns	1
Port Everglades, Broward	1
Niceville, Walton	1
Mount Pleasant, Gadsden	1
Louisville, Broward	1
Middlesburg, Duval	1
Miami, Palm Beach	1
Jupiter, Duval	1
Lake Geneva, Clay	1
Immokalee, Lee	1
Fairfield, Marion	1
Davenport, Orange	1
Boca Raton, Orange	1
Brooksville, Pasco	1
Lanark Village, Franklin	1
Grand Island, Unknown	1
Hialean, Unknown	1
Miami Granders, Dade	1
999999, Okaloosa	1
Bartow, Unknown	1
Caryville, Holmes	1
Cassadaga, Volusia	1
Champions Gate, Polk	1
Bostwick, Putnam	1
Coral Springs, Unknown	1
Cosselberry, Orange	1
Darien, Pasco	1
Fort Myers, Seminole	1
Fwb, Unknown	1
Gastonia, Polk	1
Deltona , Volusia	1
Rosemary Beach, Bay	1
Saint Cloud, Orange	1
Saint Petersburg, Dade	1
San Pedro Sula, Dade	1
Port Charlotte Fl, Unknown	1
Palm Bay, Dade	1
Palm Coast, Orange	1
Orange, Orange	1
Turmero, Dade	1
Tampa, Dade	1
Westlake, Palm Beach	1
Wimauma, Manatee	1
Seminole, Orange	1
Scottsmoor, Brevard	1
Tampa, Orange	1
South Fort Myers, Lee	1

COVID-19: characteristics of 491,773 Florida resident cases

Data through Aug 3, 2020 verified as of Aug 4, 2020 at 09:25 AM

Data in this report are provisional and subject to change.

The table below includes the cities and counties of residence for cases in Florida residents based on the patient's ZIP Code.

Note that city is not always received as part of the initial notification and may be missing while the case is being investigated.

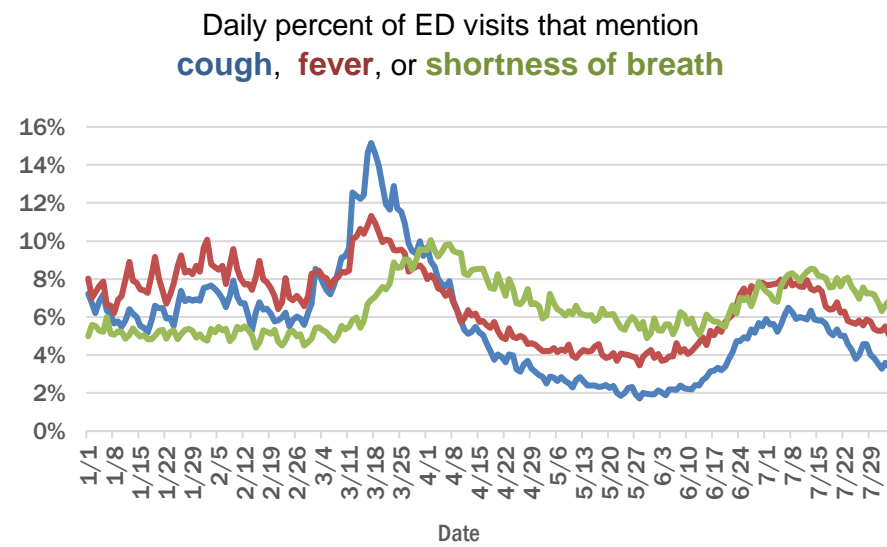
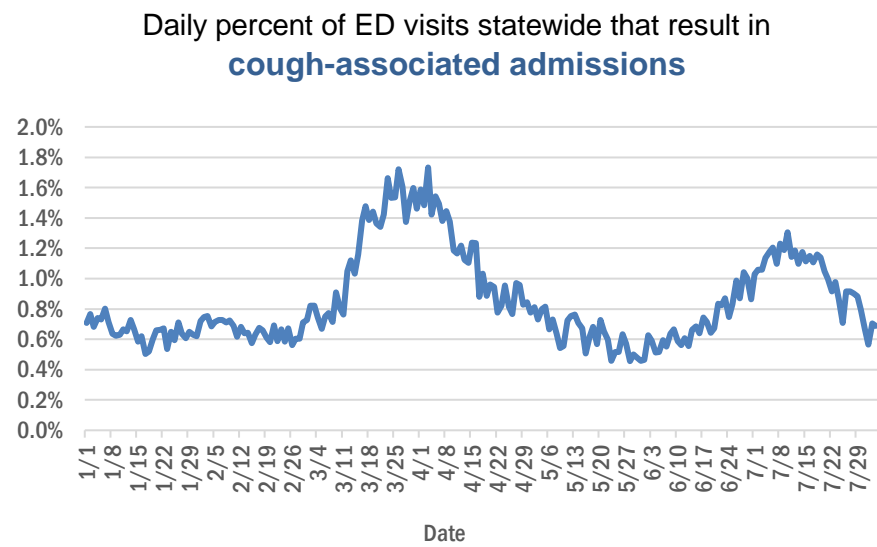
City and county	Cases
University Of Central Fl, Orange	1
Valrico, Orange	1
Winterpark, Unknown	1
Wewahitchka, Calhoun	1
Longwood, Orange	1
Miamt, Dade	1
Mid Florida, Seminole	1
N/A, Duval	1
Nokomis, Palm Beach	1
Ocala, Unknown	1
Ocean Breeze, Martin	1
Orlando, Orange	1
Palm City, Unknown	1
Live Oak, Columbia	1
Hurlburt Field, Okaloosa	1
Homeless, Dade	1
Ft Pierce, Unknown	1
Hallandate Ben, Unknown	1
Greenacres, Unknown	1
Cottdale, Washington	1
Destin, Unknown	1
Everett, Dade	1
Apopka, Unknown	1
Alligator Point, Wakulla	1
Amelia City, Nassau	1
Bonita Springs, Collier	1
Total	491,773

COVID-19: additional surveillance information

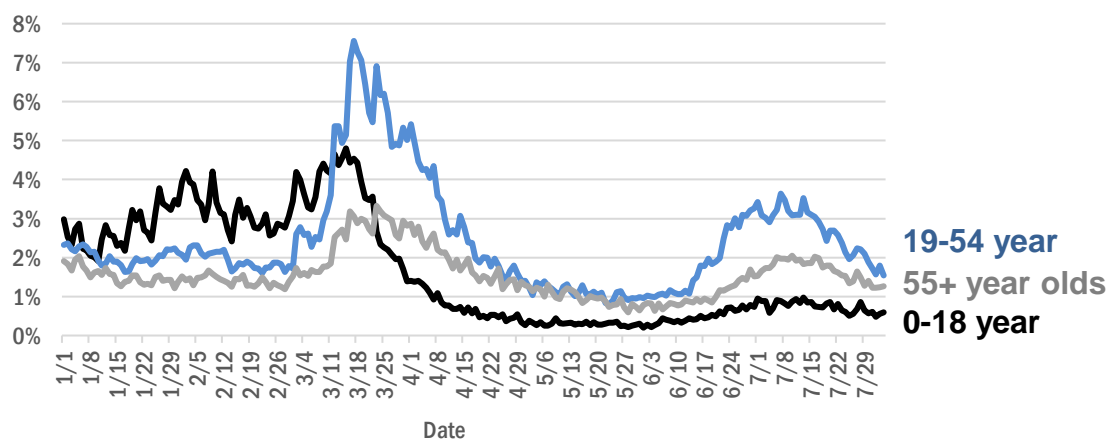
Data through Aug 3, 2020 verified as of Aug 4, 2020 at 09:25 AM

Data in this report are provisional and subject to change.

Statewide emergency department (ED) chief complaint and admission data



Daily percent of ED visits statewide that mention cough by age group



The Electronic Surveillance System for the Early Notification of Community-Based Epidemics (ESSENCE-FL) includes chief complaint data from 211 of 212 Florida EDs. Data are transmitted electronically to ESSENCE-FL daily or hourly.

COVID-19: All persons with tests reported

Data through Aug 3, 2020 verified as of Aug 4, 2020 at 09:25 AM

Data in this report are provisional and subject to change.

The table below includes persons with laboratory results that the Department of Health has received electronically or by mail/fax for Florida residents and non-Florida residents.

County	Awaiting testing	Inconclusive	Negative	Positive	Percent positive	Total tested
Dade	210	1,600	524,664	124,759	19%	651,023
Broward	180	689	354,971	58,953	14%	414,613
Palm Beach	246	579	231,684	34,929	13%	267,192
Hillsborough	183	463	199,878	30,798	13%	231,139
Orange	416	276	230,260	30,140	12%	260,676
Duval	158	223	178,957	22,034	11%	201,214
Pinellas	23	135	148,569	17,047	10%	165,751
Lee	26	54	94,476	15,874	14%	110,404
Polk	47	80	78,172	13,231	14%	91,483
Collier	204	64	50,265	9,897	16%	60,226
Osceola	90	126	51,404	9,018	15%	60,548
Manatee	7	57	72,859	8,887	11%	81,803
Escambia	17	38	58,538	8,262	12%	66,838
Volusia	37	85	62,445	7,288	10%	69,818
Seminole	53	65	58,091	6,760	10%	64,916
Pasco	95	45	57,739	6,636	10%	64,420
Sarasota	25	48	64,552	5,854	8%	70,454
Brevard	11	58	74,865	5,671	7%	80,594
Marion	381	73	41,453	5,434	12%	46,960
St. Lucie	269	52	35,509	5,329	13%	40,890
Lake	57	79	56,622	4,769	8%	61,470
Leon	44	114	51,700	4,489	8%	56,303
Bay	10	43	20,313	3,921	16%	24,277
Alachua	4	23	64,608	3,808	6%	68,439
Martin	49	37	21,043	3,658	15%	24,738
Santa Rosa	18	36	23,390	3,552	13%	26,978
St. Johns	40	34	35,698	3,422	9%	39,154
Okaloosa	53	44	24,394	3,106	11%	27,544
Clay	15	15	29,983	2,984	9%	32,982
Columbia	4	55	10,282	2,637	20%	12,974
Indian River	51	14	23,639	2,369	9%	26,022
Charlotte	10	25	22,430	2,076	8%	24,531
Hernando	2	15	16,198	1,802	10%	18,015
Hendry	2	16	6,365	1,691	21%	8,072
Jackson	5	9	8,846	1,643	16%	10,498
Gadsden	6	33	10,345	1,600	13%	11,978
Putnam	2	7	10,843	1,397	11%	12,247
Monroe	57	10	11,333	1,389	11%	12,732
Citrus	31	13	16,061	1,322	8%	17,396
Desoto	7	8	8,003	1,308	14%	9,319
Highlands	8	14	14,028	1,296	8%	15,338
Walton	2	41	7,771	1,286	14%	9,098
Suwannee	1	12	5,845	1,203	17%	7,060
Sumter	23	13	15,722	1,163	7%	16,898
Nassau	31	17	13,165	1,138	8%	14,320
Okeechobee	1	13	5,338	967	15%	6,318
Flagler	5	22	13,313	961	7%	14,296
Hardee		5	3,607	857	19%	4,469

COVID-19: All persons with tests reported

Data through Aug 3, 2020 verified as of Aug 4, 2020 at 09:25 AM

Data in this report are provisional and subject to change.

The table below includes persons with laboratory results that the Department of Health has received electronically or by mail/fax for Florida residents and non-Florida residents.

County	Awaiting testing	Inconclusive	Negative	Positive	Percent positive	Total tested
Washington	18	11	4,261	676	14%	4,948
Madison	2	10	4,333	661	13%	5,004
Unknown	3	36	5,120	638	11%	5,794
Levy	1	9	5,327	627	11%	5,963
Wakulla	4	36	6,852	627	8%	7,515
Hamilton	1	2	3,363	592	15%	3,957
Taylor	5	9	2,891	551	16%	3,451
Holmes	4	7	3,660	457	11%	4,124
Baker	17	2	4,072	423	9%	4,497
Liberty			2,640	418	14%	3,058
Jefferson	1	11	2,348	417	15%	2,776
Gulf		5	3,158	415	12%	3,578
Glades		2	698	392	36%	1,092
Bradford	1	4	3,842	341	8%	4,187
Gilchrist	4	6	3,149	334	10%	3,489
Calhoun	1	4	2,007	333	14%	2,344
Dixie		2	2,215	284	11%	2,501
Union		4	3,579	227	6%	3,810
Franklin	2	4	2,604	189	7%	2,797
Lafayette		3	773	113	13%	889
Total	3,280	5,744	3,287,128	497,330	13%	3,790,202

COVID-19: testing by laboratory

Data through Aug 3, 2020 verified as of Aug 4, 2020 at 09:25 AM

Data in this report are provisional and subject to change.

The numbers in the table below represent the number for whom test results were received by the Department of Health. A person can be tested by more than one laboratory and can have both positive and negative results. **Therefore, the sum of the numbers in each column will be larger than the total number of people tested.**

Reporting lab	Inconclusive	Negative	Positive	Percent positive	Total
LABORATORY CORPORATION OF AMERICA	1,063	639,032	93,744	13%	733,839
QUEST DIAGNOSTICS - TAMPA	4,627	631,798	90,627	12%	727,052
BIO REFERENCE LABORATORIES, INC	4,428	410,848	80,510	16%	495,786
GENETWORX	662	371,894	31,642	8%	404,198
REALTOX LABS LLC	2,103	194,650	34,282	15%	231,035
CURATIVE_LABS	2,424	166,878	15,992	9%	185,294
NORTHWEST LABORATORY	199	114,177	5,724	5%	120,100
ADVENT HEALTH LAB	112	101,270	14,004	12%	115,386
MEDICAL DIAGNOSTIC LABORATORIES	738	76,408	10,827	12%	87,973
KORVALABS, INC	840	81,803	3,749	4%	86,392
BIOCOLLECTIONS WORLDWIDE, INC	244	54,116	8,866	14%	63,226
MAYO CLINIC LABORATORIES	111	56,976	5,871	9%	62,958
ELABNETWORK	314	54,538	4,826	8%	59,678
MEMORIAL REGIONAL HOSPITAL SOUTH	18	45,280	11,691	21%	56,989
QUEST DIAGNOSTICS NICHOLS INSTITUTE, INC.	191	48,488	6,243	11%	54,922
BAYCARE LABORATORIES LLC	274	48,228	5,139	10%	53,641
BPHL-JACKSONVILLE	13	40,018	7,533	16%	47,564
MAKO MEDICAL LABORATORIES	1,847	37,793	7,429	16%	47,069
SACRED HEART HOSPITAL LABORATORY	2	40,889	4,957	11%	45,848
ORLANDO REG MED CENTER CLINICAL LAB	419	39,924	5,091	11%	45,434
DIATHERIX LABORATORIES		36,908	5,191	12%	42,099
TESTING MATTERS INC		34,316	4,823	12%	39,139
TAMPA GENERAL HOSPITAL	4	36,209	2,783	7%	38,996
UF PATHLABS	33	36,388	1,441	4%	37,862
VIRACOR-EUROFINS LABORATORIES		25,443	8,184	24%	33,627
ARUP LABORATORIES		30,836	2,236	7%	33,072
JACKSON MEMORIAL HOSPITAL CLINICAL LAB	79	25,974	6,337	20%	32,390
BPHL-MIAMI	205	25,319	5,265	17%	30,789
BPHL-TAMPA (SPECTRUM BLVD)	45	22,571	3,737	14%	26,353
AIT LABORATORIES		21,843	2,538	10%	24,381
SHANDS AT THE UNIVERSITY OF FLORIDA	115	22,814	1,244	5%	24,173
ST VINCENT'S MEDICAL CENTER - RIVERSIDE	1	18,071	2,173	11%	20,245
LAKELAND REGIONAL MEDICAL CENTER	44	17,803	2,049	10%	19,896
WALGREENS	9	14,824	2,439	14%	17,272
CAPE CORAL HOSPITAL CLINICAL LABORATORY		14,128	2,601	16%	16,729
BROWARD GENERAL MEDICAL CENTER-CLINICAL LAB	2	13,205	1,868	12%	15,075
Florida_Hospital	12	12,627	2,306	15%	14,945
SUNPATH MEDICAL DIAGNOSTICS LABORATORY	57	11,217	2,022	15%	13,296
SHANDS JACKSONVILLE MEDICAL CENTER INC	31	11,750	1,061	8%	12,842
BAPTIST HOSPITAL OF MIAMI CLINICAL LABORATORY	6	10,495	2,240	18%	12,741
STATLAB_MOBILE		11,661	798	6%	12,459
BAPTIST MEDICAL CENTER JACKSONVILLE	1	11,577	778	6%	12,356
CLEVELAND CLINIC HOSPITAL LAB	4	10,991	1,115	9%	12,110
FLORIDA HOSPITAL - TAMPA	5	10,615	1,071	9%	11,691
ADVENTHEALTH DAYTONA BEACH	20	10,662	798	7%	11,480
NAPLES COMMUNITY HOSPITAL	16	9,661	1,127	10%	10,804
ST JOSEPHS HOSPITAL LABORATORY	8	9,008	1,203	12%	10,219

COVID-19: testing by laboratory

Data through Aug 3, 2020 verified as of Aug 4, 2020 at 09:25 AM

Data in this report are provisional and subject to change.

The numbers in the table below represent the number for whom test results were received by the Department of Health. A person can be tested by more than one laboratory and can have both positive and negative results. **Therefore, the sum of the numbers in each column will be larger than the total number of people tested.**

Reporting lab	Inconclusive	Negative	Positive	Percent positive	Total
SARASOTA MEMORIAL HOSPITAL MAIN LAB	12	9,289	880	9%	10,181
PALMETTO GENERAL HOSPITAL LAB	3	7,639	2,454	24%	10,096
MOUNT SINAI MEDICAL CENTER	6	8,260	1,027	11%	9,293
INTEGRATED REGIONAL LABORATORIES LLP		7,591	1,432	16%	9,023
MILLENNIUM PHYSICIAN GROUP		7,038	1,445	17%	8,483
JFK MEDICAL CENTER LAB	1	6,922	1,374	17%	8,297
NICKLAUS CHILDREN'S HOSPITAL	21	6,559	1,616	20%	8,196
NORTH FLORIDA REGIONAL MEDICAL CENTER		7,445	730	9%	8,175
UNIVERSITY OF MIAMI HOSPITAL	9	6,642	1,481	18%	8,132
SAINT MARY'S MEDICAL CENTER	10	6,901	1,146	14%	8,057
MORTON PLANT HOSPITAL-ADLER INSTITUTE	7	7,419	609	8%	8,035
LABCORP BURLINGTON (ELR)	3	7,633	280	4%	7,916
TALLAHASSEE MEMORIAL HOSPITAL	23	7,138	655	8%	7,816
BRANDON REGIONAL HOSPITAL		6,478	1,253	16%	7,731
ECCO LAB GROUP CO	247	5,567	1,780	23%	7,594
SOUTH MIAMI HOSPITAL LAB	8	6,456	1,013	14%	7,477
JUPITER MEDICAL CENTER LAB	31	6,459	972	13%	7,462
REAL DIAGNOSTICS	77	6,449	465	7%	6,991
WELLINGTON REGIONAL MED CTR LAB	3	5,891	999	14%	6,893
FLORIDA HOSPITAL WATERMAN LABORATORY	13	6,327	510	7%	6,850
INDIAN RIVER MEDICAL CENTER LAB		6,283	398	6%	6,681
MEMORIAL REGIONAL HOSPITAL CLINICAL LABORATORY	8	6,138	490	7%	6,636
LARKIN COMMUNITY HOSPITAL	10	5,282	1,000	16%	6,292
PANCARE OF FLORIDA INC		5,833	324	5%	6,157
AEGIS SCIENCES CORPORATION	26	5,495	464	8%	5,985
APPLIED INGENUITY DIAGNOSTICS LLC		5,412	329	6%	5,741
BAPTIST HOSPITAL OF MIAMI MOLECULAR DIAGNOSTICS	52	4,866	737	13%	5,655
DELRAY MEDICAL CENTER	2	4,947	653	12%	5,602
HOMESTEAD HOSPITAL CLINICAL LABORATORY		4,243	1,198	22%	5,441
MEMORIAL HOSPITAL JACKSONVILLE	8	4,280	1,140	21%	5,428
ST ANTHONY'S HOSPITAL LAB	10	4,730	647	12%	5,387
ARNOLD PALMER MEDICAL CENTER CLINICAL LAB		5,163	148	3%	5,311
OSCEOLA REGIONAL MEDICAL CENTER	1	4,263	868	17%	5,132
WINTER HAVEN HOSPITAL CLINICAL LABORATORY	1	4,311	817	16%	5,129
LEESBURG REGIONAL MEDICAL CENTER		4,429	566	11%	4,995
WEST KENDALL BAPTIST HOSPITAL LABORATORY	2	3,930	1,012	20%	4,944
QUEST NEW ENGLAND	23	4,300	486	10%	4,809
ST JOSEPHS HOSPITAL SOUTH LABORATORY	7	4,150	632	13%	4,789
GOOD SAMARITAN MEDICAL CENTER LAB	1	3,889	812	17%	4,702
MEASE COUNTRYSIDE LAB	1	4,126	454	10%	4,581
LAWNWOOD REGIONAL MEDICAL CENTER	1	3,743	743	17%	4,487
ORANGE PARK MEDICAL CENTER	7	3,511	964	22%	4,482
BAPTIST MEDICAL CENTER SOUTH		4,123	339	8%	4,462
GULF COAST MEDICAL CENTER MICROLAB		3,173	1,091	26%	4,264

COVID-19: testing by laboratory

Data through Aug 3, 2020 verified as of Aug 4, 2020 at 09:25 AM

Data in this report are provisional and subject to change.

The numbers in the table below represent the number for whom test results were received by the Department of Health. A person can be tested by more than one laboratory and can have both positive and negative results. **Therefore, the sum of the numbers in each column will be larger than the total number of people tested.**

Reporting lab	Inconclusive	Negative	Positive	Percent positive	Total
LARKIN COMMUNITY HOSPITAL INC DBA CARDIOTROPIC		1,352	2,732	67%	4,084
QUEST DIAGNOSTICS NICHOLS INSTITUTE - SJC (ELR)	11	3,504	544	13%	4,059
FLORIDA HOSPITAL HEARTLAND MED CTR CLINICAL LAB	1	3,643	383	10%	4,027
WESTSIDE REGIONAL MED CTR	2	3,138	794	20%	3,934
HALIFAX MEDICAL CENTER LAB	12	3,328	568	15%	3,908
BAPTIST HOSPITAL LABORATORY	4	3,276	621	16%	3,901
MANATEE MEMORIAL HOSPITAL		3,466	426	11%	3,892
WEST FLORIDA HOSPITAL LAB		3,001	870	22%	3,871
WEST BOCA MEDICAL CENTER LAB		3,418	429	11%	3,847
FLORIDA HOSPITAL WESLEY CHAPEL	1	3,452	340	9%	3,793
DRS CLACK SPENCER WHITE & MCCORMACK PA D/B/A		3,252	538	14%	3,790
BETHESDA HOSPITAL EAST		3,317	470	12%	3,787
ABL MEDICAL CARE LLC		3,278	483	13%	3,761
CORAL GABLES HOSPITAL CLINICAL LABORATORY		2,779	914	25%	3,693
AVENTURA HOSPITAL LAB		2,705	979	27%	3,684
MEMORIAL HOSPITAL WEST LABORATORY SERVICES	10	3,285	374	10%	3,669
QUEST DIAGNOSTICS - WEST HILLS	13	3,498	150	4%	3,661
MERCY HOSPITAL A CAMPUS OF PLANTATION GEN HOSP LAB	1	2,670	987	27%	3,658
Lee Memorial Hospital		2,951	656	18%	3,607
NCH NORTH NAPLES HOSPITAL LAB	1	3,167	431	12%	3,599
LARGO MEDICAL CENTER		3,090	496	14%	3,586
QUEST DIAGNOSTICS INFECTIOUS DISEASE INC	12	2,600	965	27%	3,577
HEALTH PARK MEDICAL CENTER CLINICAL LAB		2,834	718	20%	3,552
OAK HILL HOSPITAL		3,132	391	11%	3,523
NORTHWEST MEDICAL CENTER	1	2,665	841	24%	3,507
DOCTORS HOSPITAL	2	2,753	747	21%	3,502
PALM BEACH GARDENS MEDICAL CTR LAB		3,146	347	10%	3,493
BROWARD HEALTH NORTH CLINICAL LABORATORY		2,952	499	14%	3,451
CORAL SPRINGS MED CTR		3,039	384	11%	3,423
PALMS WEST HOSPITAL LAB	2	2,652	746	22%	3,400
RUTGERS CLINICAL GENOMICS LABORATORY	5	3,209	160	5%	3,374
NEW YORK STATE ELR - SUNRISE MEDICAL LABORATORIES		3,288	77	2%	3,365
CLEVELAND CLINIC MARTIN SOUTH HOSPITAL		2,996	305	9%	3,301
FLORIDA HOSPITAL ZEPHYRHILLS		3,037	242	7%	3,279
NORTH SHORE MEDICAL CENTER		2,494	740	23%	3,234
FLORIDA HOSPITAL FLAGLER	2	2,946	200	6%	3,148
Capital Regional Medical Ctr		2,514	605	19%	3,119
FLORIDA MEDICAL CENTER - A CAMPUS OF NORTH SHORE	2	2,542	516	17%	3,060
THE VILLAGES REGIONAL HOSPITAL		2,799	241	8%	3,040
MOFFITT CANCER CENTER	5	2,989	34	1%	3,028
BLAKE MEDICAL CENTER		2,436	588	19%	3,024
FLORIDA HOSPITAL DELAND	2	2,399	505	17%	2,906
FLORIDA HOSPITAL OF CARROLLWOOD		2,427	435	15%	2,862
REGIONAL MEDICAL CENTER BAYONET POINT	1	2,615	240	8%	2,856
PLANTATION GENERAL HOSPITAL		2,061	760	27%	2,821

COVID-19: testing by laboratory

Data through Aug 3, 2020 verified as of Aug 4, 2020 at 09:25 AM

Data in this report are provisional and subject to change.

The numbers in the table below represent the number for whom test results were received by the Department of Health. A person can be tested by more than one laboratory and can have both positive and negative results. **Therefore, the sum of the numbers in each column will be larger than the total number of people tested.**

Reporting lab	Inconclusive	Negative	Positive	Percent positive	Total
BAYFRONT MEDICAL CENTER	10	2,051	746	27%	2,807
NORTHSIDE HOSPITAL AND HEART INSTITUTE		2,267	376	14%	2,643
NEMOURS CHILDRENS HOSPITAL		2,568	53	2%	2,621
MEDICAL CENTER OF TRINITY CLINICAL LABORATORY		2,205	406	16%	2,611
MARTIN HOSPITAL SOUTH LAB		2,504	91	4%	2,595
LAKE CITY MEDICAL CENTER		1,938	596	24%	2,534
MORTON PLANT-MEASE		2,342	190	8%	2,532
OCALA REGIONAL MEDICAL CENTER		2,238	286	11%	2,524
ST JOSEPHS NORTH HOSPITAL LAB		2,202	278	11%	2,480
BAPTIST MEDICAL CENTER - BEACHES		2,289	156	6%	2,445
IMPERIAL POINT MEDICAL CENTER		2,183	244	10%	2,427
LAKEWOOD RANCH MEDICAL CENTER		2,117	234	10%	2,351
GULF COAST MEDICAL CENTER LAB		1,827	482	21%	2,309
CENTRAL FLORIDA REGIONAL HOSPITAL		1,938	330	15%	2,268
DR. P. PHILLIPS HOSPITAL		2,209	48	2%	2,257
QUEST DIAGNOSTICS	3	1,935	289	13%	2,227
ST LUCIE MEDICAL CENTER		1,757	430	20%	2,187
SOUTH FLORIDA BAPTIST HOSPITAL MICRO	1	1,789	333	16%	2,123
MEDCOMP SCIENCES LLC	27	1,290	796	38%	2,113
POINCIANA MEDICAL CENTER		1,501	594	28%	2,095
CARDIOTROPIC LABS		1,544	536	26%	2,080
WESTCHESTER HOSPITAL	13	1,695	354	17%	2,062
MARTIN MEMORIAL HEALTH SYSTEM LABORATORY		1,880	154	8%	2,034
SOUTH LAKE HOSPITAL CLINICAL LAB		1,941	45	2%	1,986
INFORM DIAGNOSTICS, INC		1,870	91	5%	1,961
BAPTIST MEDICAL CENTER - NASSAU		1,859	100	5%	1,959
FLORIDA HOSPITAL NORTH PINELLAS	5	1,765	146	8%	1,916
UNIVERSITY HOSPITAL AND MEDICAL CENTER		1,383	516	27%	1,899
AKESOGEN		1,725	169	9%	1,894
PHYSICIANS REGIONAL MEDICAL CENTER - PINE RIDGE RD		1,507	351	19%	1,858
LEON MEDICAL CENTERS LLC		1,389	442	24%	1,831
WEST PALM HOSPITAL LAB		1,538	275	15%	1,813
WEST MARION COMMUNITY HOSPITAL LAB		1,627	181	10%	1,808
MEMORIAL HOSPITAL- MIRAMAR	10	1,580	139	8%	1,729
ST PETERSBURG GENERAL HOSPITAL		1,247	456	27%	1,703
SOUTH SEMINOLE HOSPITAL LABORATORY		1,630	69	4%	1,699
MEMORIAL HOSPITAL MICRO		1,468	195	12%	1,663
UHEALTH CORAL GABLES/LENNAR MED CTR		1,566	81	5%	1,647
QUEST DIAGNOSTICS LENEXA	10	1,472	123	8%	1,605
MEASE DUNEDIN HOSPITAL	4	1,429	159	10%	1,592
QUEST DIAGNOSTICS - ATLANTA	1	1,370	213	13%	1,584
CITRUS MEMORIAL HOSPITAL LABORATORY		1,504	76	5%	1,580
FULGENT DIAGNOSTICS	57	1,389	131	8%	1,577
FLORIDA HOSPITAL FISH MEMORIAL		1,280	265	17%	1,545
BAPTIST NORTH EMERGENCY CENTER		1,103	441	29%	1,544
LEE HEALTH COCONUT POINT CLINICAL LAB	1	1,240	301	20%	1,542
OPTEO LABORATORY		1,504	29	2%	1,533

COVID-19: testing by laboratory

Data through Aug 3, 2020 verified as of Aug 4, 2020 at 09:25 AM

Data in this report are provisional and subject to change.

The numbers in the table below represent the number for whom test results were received by the Department of Health. A person can be tested by more than one laboratory and can have both positive and negative results. **Therefore, the sum of the numbers in each column will be larger than the total number of people tested.**

Reporting lab	Inconclusive	Negative	Positive	Percent positive	Total
ALL CHILDREN'S HOSPITAL LAB		1,421	110	7%	1,531
HIALEAH HOSPITAL	4	1,133	382	25%	1,519
BIOCERNA LABS	88	1,033	395	26%	1,516
FORT WALTON BEACH MEDICAL CENTER		1,302	196	13%	1,498
OVIEDO MEDICAL CENTER		1,249	239	16%	1,488
MEMORIAL HOSPITAL PEMBROKE	3	1,296	182	12%	1,481
BOSTON HEART DIAGNOSTICS CORP		1,241	171	12%	1,412
CLEVELAND CLINIC TRADITION HOSPITAL		1,237	167	12%	1,404
DOCTORS HOSPITAL OF SARASOTA CLINICAL LABORATORY		1,226	150	11%	1,376
PALMS OF PASADENA HOSPITAL		1,141	203	15%	1,344
ST VINCENT'S MEDICAL CENTER - SOUTHSIDE		1,307	26	2%	1,333
VISTA CLINICAL		748	538	42%	1,286
RAULERSON HOSPITAL		1,055	213	17%	1,268
CLEVELAND CLINIC MARTIN NORTH HOSPITAL		1,078	168	13%	1,246
LOWER KEYS MEDICAL CENTER		1,118	111	9%	1,229
ANNE BATES LEACH EYE HOSPITAL/ ABLEH MICROBIOLOGY LABORATORY		1,173	32	3%	1,205
CLINICORE LABS		1,112	88	7%	1,200
ADVENTHEALTH OCALA LABORATORY		987	201	17%	1,188
SOUTH BAY HOSPITAL MICRO		991	197	17%	1,188
PUTNAM COMMUNITY MEDICAL CENTER		1,016	163	14%	1,179
NIGHT LITE PEDIATRICS		843	305	27%	1,148
AMERICAN HEALTH ASSOCIATES	5	537	586	52%	1,128
PHYSICIANS REGIONAL MEDICAL CENTER - COLLIER BLVD	1	854	271	24%	1,126
BARTOW REGIONAL MEDICAL CENTER	1	955	170	15%	1,126
EXACT SCIENCES LABORATORIES		996	112	10%	1,108
QUEST DIAGNOSTICS - MIRAMAR	6	303	789	72%	1,098
P4 CLINICAL, LLC	14	911	162	15%	1,087
BMCT Molecular Diagnostics Subsection		852	214	20%	1,066
BETHESDA HOSPITAL WEST		948	114	11%	1,062
TWIN CITIES HOSPITAL		962	89	8%	1,051
SYNERGY LABORATORIES	2	915	67	7%	984
LMHS		901	75	8%	976
VIKOR SCIENTIFIC	2	603	356	37%	961
ORLANDO VA MEDICAL CENTER		853	98	10%	951
HIGHLANDS REGIONAL MEDICAL CENTER		799	143	15%	942
NONA SCIENTIFIC	1	802	122	13%	925
LAKESIDE MEDICAL CENTER		615	307	33%	922
GULF BREEZE HOSPITAL LAB	1	739	116	14%	856
SACRED HEART-EMERALD COAST		703	134	16%	837
FLORIDA HOSPITAL ORLANDO		745	73	9%	818
ST VINCENTS CLAY COUNTY		775	23	3%	798
ENGLEWOOD COMMUNITY HOSPITAL		711	65	8%	776
PWN HEALTH	4	528	238	31%	770
ACCESSDX	6	404	351	46%	761
WALGREEN CO	1	645	95	13%	741
BAPTIST EMERGENCY CENTER OAKLEAF		600	132	18%	732
VISTA CLINICAL DIAGNOSTICS		365	362	50%	727

COVID-19: testing by laboratory

Data through Aug 3, 2020 verified as of Aug 4, 2020 at 09:25 AM

Data in this report are provisional and subject to change.

The numbers in the table below represent the number for whom test results were received by the Department of Health. A person can be tested by more than one laboratory and can have both positive and negative results. **Therefore, the sum of the numbers in each column will be larger than the total number of people tested.**

Reporting lab	Inconclusive	Negative	Positive	Percent positive	Total
HEALTHQUEST ESOTERICS		251	456	64%	707
AVENTUS BIOLABS	1	380	326	46%	707
ACCESS MEDICAL LABORATORIES		258	441	63%	699
CAPSTONE HEALTHCARE		437	224	34%	661
QUEST DIAGNOSTICS WOOD DALE	2	599	60	9%	661
UNIVERSITY OF MIAMI HOSPITAL & CLINICS	1	598	50	8%	649
MARINERS HOSPITAL		557	82	13%	639
BAPTIST HEALTH EMERGENCY CENTER COUNTRY WALK		508	115	18%	623
BAPTIST EMERGENCY CENTER CLAY		521	76	13%	597
PATHNOSTICS		51	528	91%	579
PATIENTS CHOICE LABORATORIES		178	375	68%	553
NCH HEALTHCARE SYSTEM MICROBIOLOGY LAB		1	544	100%	545
VAMC ORLANDO		296	242	45%	538
NONE		245	286	54%	531
ORLANDO HEALTH		11	518	98%	529
LAB24 INC	1		528	100%	529
EGLIN AIRFORCE BASE LAB		478	38	7%	516
ADVANCE MEDICAL OF NAPLES			501	100%	501
LABCORP RTP	1	46	452	91%	499
BARDMOOR LABORATORY	1	433	62	13%	496
UHEALTH DEERFIELD BEACH/UMSYLVESTER DEERFIELD BEACH LABORATORY	2	466	27	5%	495
BIOREFERENCE LABORATORIES		31	450	94%	481
AVECINA MEDICAL OAKLEAF		236	235	50%	471
QUEST DIAGNOSTICS - IRVING	9	274	174	38%	457
LEE MEMORIAL HOSPITAL LAB			450	100%	450
TAMPA COMMUNITY HOSPITAL		297	152	34%	449
AVERO DIAGNOSTICS - IRVING		382	64	14%	446
QUEST	3	89	353	79%	445
MARTIN MEMORIAL HEALTH SYSTEMS LABORATORY		407	33	8%	440
PANCARE OF FLORIDA, INC			439	100%	439
NCH NORTHEAST		272	151	36%	423
LUMINUS DIAGNOSTICS		295	122	29%	417
SOUTHEAST ALABAMA MEDICAL CENT		377	35	8%	412
DESOTO MEMORIAL HOSPITAL CLINICAL LABORATORY	3	301	92	23%	396
Assurance Scientific Laboratories		299	94	24%	393
PATIENTS FIRST LAKE ELLA MEDICAL CENTER PA		271	119	31%	390
QUEST DIAGNOSTICS NICHOLS INSTITUTE	5	351	16	4%	372
NEW YORK STATE ELR - NORTH SHORE LONG ISLAND JEWISH HEALTH		333	23	6%	356
INFORM DIAGNOSTICS		349	2	1%	351
JACKSON HOSPITAL LAB		317	28	8%	345
MEMORIAL PEMBROKE 24/7 CARE CENTER		247	90	27%	337
MINUTECLINIC LLC #3703		295	41	12%	336
CLARITY LABS		284	49	15%	333
NEW YORK STATE ELR - LENCO MEDICAL LABORATORY		310	13	4%	323
MARTIN MEMORIAL LABORATORY AT ST LUCIE WEST		275	46	14%	321
PHYSICIANS STAT LAB		134	184	58%	318
DAVITA LABS		290	26	8%	316

COVID-19: testing by laboratory

Data through Aug 3, 2020 verified as of Aug 4, 2020 at 09:25 AM

Data in this report are provisional and subject to change.

The numbers in the table below represent the number for whom test results were received by the Department of Health. A person can be tested by more than one laboratory and can have both positive and negative results. **Therefore, the sum of the numbers in each column will be larger than the total number of people tested.**

Reporting lab	Inconclusive	Negative	Positive	Percent positive	Total
DYNIX DIAGNOSTICS		187	128	41%	315
PATIENTS FIRST - MAHAN DRIVE		161	152	49%	313
APPLIED INGENUITY DIAGNOSTICS		281	28	9%	309
LABCORP	1	52	255	83%	308
NEW YORK STATE ELR - NYU HOSPITALS CENTER CLINICAL LABORATORIES		297	11	4%	308
PATIENT'S FIRST		3	292	99%	295
BIO COLLECTIONS INC	1	151	139	48%	291
HOLY CROSS HOSPITAL LABORATORY			290	100%	290
JACKSON HOSPITAL CLINICAL LABORATORY		232	58	20%	290
NEW YORK STATE ELR - DEPARTMENT OF CLINICAL LABS		281	5	2%	286
ECCOLAB GROUP	1	75	209	73%	285
UAB HIGHLANDS LABORATORY		283	2	1%	285
LAB CORP	1	111	166	60%	278
JAY HOSPITAL CLINICAL LABORATORY		195	58	23%	253
UNITED CLINICAL LABORATORY LLC		2	250	99%	252
FLORIDA LABORATORY ANALYSIS		92	158	63%	250
NORTH FLORIDA PEDIATRICS-TALLAHASSEE		226	20	8%	246
GENESIS REFERENCE LABORATORIES		1	237	100%	238
FLO-MEDILAB SERVICES		80	152	66%	232
MAKO GENOMICS		218	12	5%	230
AVECINA MEDICAL SOUTHSIDE		143	86	38%	229
THERADOC		150	76	34%	226
EXPRESS GENE MOLECULAR DIAGNOSTIC LABORATORY		2	223	99%	225
NCF DIAGNOSTICS & DNA TECHNOLOGIES	10	14	196	89%	220
CORE DIAGNOSTIC LABORATORIES LLC		174	40	19%	214
MEDSCAN LABORATORY INC		136	76	36%	212
BIOCERNA LLC	8	153	48	23%	209
BAPTIST MD ANDERSON CANCER CENTER		209			209
VAMC WEST PALM LAB		5	196	98%	201
MEDARBOR DIAGNOSTICS		1	199	100%	200
LABCORP TAMPA	1	18	176	90%	195
ADVENTHEALTH LAB			195	100%	195
TENNESSEE DOH - NASHVILLE	2	173	19	10%	194
HENDRY REGIONAL MEDICAL CENTER		2	189	99%	191
MILLENNIUM PATHOLOGY			189	100%	189
ST CLOUD REGIONAL MEDICAL CENTER		126	60	32%	186
SUNRISE MEDICAL LABORATORIES		137	48	26%	185
HOLMES REGIONAL MEDICAL CENTER		3	180	98%	183
AVECINA MEDICAL JULINGTON		86	96	53%	182
CURATIVE LABS		6	175	97%	181
UNKNOWN		13	168	93%	181
NITE LITE PEDIATRICS		109	68	38%	177
FLAGLER HOSPITAL	4	17	156	88%	177
NEW YORK STATE ELR - NEW YORK PRESBYTERIAN HOSPITAL CUMC CLINICAL		159	13	8%	172
SANFORD REFERENCE LAB		164	4	2%	168
GENESIS MEDICAL LABORATORY MIAMI FL.		78	86	52%	164
PATHGROUP LABS LLC		90	74	45%	164

COVID-19: testing by laboratory

Data through Aug 3, 2020 verified as of Aug 4, 2020 at 09:25 AM

Data in this report are provisional and subject to change.

The numbers in the table below represent the number for whom test results were received by the Department of Health. A person can be tested by more than one laboratory and can have both positive and negative results. **Therefore, the sum of the numbers in each column will be larger than the total number of people tested.**

Reporting lab	Inconclusive	Negative	Positive	Percent positive	Total
ORLANDO VETERANS AFFAIRS MEDICAL CENTER		32	127	80%	159
NCH HEALTHCARE BONITA		104	53	34%	157
ORLANDO VAMC		79	77	49%	156
BAY PINES VAMC CLINICAL LABORATORY		3	151	98%	154
SMA SPECIALITY MEDICAL LAB		53	99	65%	152
NEW YORK STATE ELR - MOUNT SINAI LABORATORY		143	8	5%	151
JAMES A. HALEY VETERANS MICRO LAB			148	100%	148
NEW YORK STATE ELR - NEW YORK HOSPITAL LABORATORIES	1	140	6	4%	147
FLORIDA HOSPITAL WAUCHULA		75	69	48%	144
LABTECH DIAGNOSTIC		83	60	42%	143
VETERANS AFFAIRS MEDICAL CENTER LAB		1	142	99%	143
ASCEND CLINICAL		138	4	3%	142
BUREAU OF CLINICAL LABORATORIES		117	22	16%	139
NEO GENOMICS - FORT MYERS	1	132	4	3%	137
UAB UNIVERSITY OF ALABAMA HOSPITAL LAB		130	6	4%	136
MAVERICK LABS		49	86	64%	135
QUALITOX LABORATORIES		96	39	29%	135
GESSLER CLINIC			133	100%	133
PHAROS HEALTH		60	73	55%	133
MOLECULAR INFECTIOUS DISEASES		128	3	2%	131
MEMPHIS PATHOLOGY LABORATORY	1	124	5	4%	130
PREMIER MEDICAL LABORATORY SERVICES			129	100%	129
BMHSI-AEL MICROBIOLOGY LABORATORY	2	102	24	19%	128
C.W. BILL YOUNG VA MEDICAL CENTER		4	123	97%	127
WUESTHOFF REF LABORATORY			125	100%	125
ASSOCIATED PATHOLOGISTS, LLC		88	35	28%	123
MILLENNIUM PATHOLOGY/MICROBIOLOGY LABORATORY			120	100%	120
ACUTIS DIAGNOSTICS	1	96	23	19%	120
LEHIGH REGIONAL MEDICAL CENTER LAB		105	15	13%	120
ADVENT HEALTH DAYTONA		1	116	99%	117
SANTA ROSA MEDICAL CENTER		1	114	99%	115
PALM BEACH COUNTY HEALTH DEPT LAB		112	2	2%	114
INTEGRATED REGIONAL LABORATORIES		102	12	11%	114
VAMC BAY PINES		1	112	99%	113
ASAP LAB LLC		90	23	20%	113
NEW YORK STATE ELR - ENZO CLINICAL LABS INC		112	1	1%	113
ALLIED HEALTH FORT PIERCE		112			112
LEON MEDICAL CENTER		7	102	94%	109
MILLENNIUM LAB SERVICES			106	100%	106
MEDICAL DIAGNOSTICS LABORATORIES,INC		17	89	84%	106
CENTRA CARE		1	104	99%	105
TEMPUS CLINICAL LABORATORY		91	14	13%	105
FLORIDA WOMAN CARE LABORATORY LLC		88	16	15%	104
AMERICAN PATHOLOGY PARTNERS		102	1	1%	103
HOLIDAY CVS LLC DBA CVS PHARMACY #5154		97	5	5%	102
UR MEDICINE LABS- CENTRAL LABORATORY		99	2	2%	101
ST JUDE CHILDREN'S RESEARCH HOSPITAL		89	11	11%	100

COVID-19: testing by laboratory

Data through Aug 3, 2020 verified as of Aug 4, 2020 at 09:25 AM

Data in this report are provisional and subject to change.

The numbers in the table below represent the number for whom test results were received by the Department of Health. A person can be tested by more than one laboratory and can have both positive and negative results. **Therefore, the sum of the numbers in each column will be larger than the total number of people tested.**

Reporting lab	Inconclusive	Negative	Positive	Percent positive	Total
FLORIDA HOSPITAL HEARTLAND MED CTR LAKE PLACID		70	30	30%	100
CURATIVE LABS INC		12	86	88%	98
ROSEN MEDICAL CENTER		88	10	10%	98
STEWART REFERENCE LABORATORY			97	100%	97
SPARROW HEALTHCARE		1	96	99%	97
MICROGEN DX		2	94	98%	96
IRL MARKET LAB		60	34	36%	94
DIAGNOSTIC SOLUTIONS		3	90	97%	93
ARCPPOINT LABS - FORT MYERS		48	44	48%	92
USAFSAM/PHE		23	69	75%	92
BAPTIST HEALTH SOUTH FLORIDA		4	87	96%	91
TALLAHASSEE PRIMARY CARE ASSOCIATES		83	8	9%	91
ATLANTIS URGENT CARE		87	2	2%	89
CENTRACARE		1	87	99%	88
AMELIA URGENT CARE		4	83	95%	87
GENETWORKX		15	72	83%	87
MARTIN MEMORIAL MEDICAL CENTER LAB		12	71	86%	83
LABCORP BURLINGTON (LPP)		24	58	71%	82
SACRED HEART HOSPITAL ON THE GULF		36	41	53%	77
ADVENTHEALTH CENTRA CARE OVIEDO		22	53	71%	75
FAST TRACK URGENT CARE CENTER			74	100%	74
GARCIA CLINICAL LABORATORY		1	73	99%	74
FLORIDA COMMUNITY HEALTH CENTERS INC			73	100%	73
VAMC LAKE CITY		51	21	29%	72
MAYO CLINIC LABS - ROCHESTER MAIN CAMPUS		71	1	1%	72
HEALTH FIRST-HOLMES REGIONAL			71	100%	71
AVERO DIAGNOSTICS		51	19	27%	70
PACIFIC ANALYTICS			69	100%	69
Highlands Regional Hospital		63	6	9%	69
ARCPPOINT LABS OF WEST PALM BEACH			68	100%	68
QPS, LLC		66	1	1%	67
REAL DIAGNOSTIC	1	40	26	39%	67
AEL- MEMPHIS		17	50	75%	67
CENTRAL FLORIDA HEALTH CARE		46	21	31%	67
HOLY CROSS HOSPITAL		1	65	98%	66
PRIVA PATH LABS			65	100%	65
ORLANDO VA PALMS		2	60	97%	62
DAVITA LABORATORY SERVICES		48	14	23%	62
EUROFINS NTD, LLC		49	13	21%	62
VA MEDICAL CENTER		7	54	89%	61
MID-FLORIDA PATHOLOGY		37	21	36%	58
FINLAY CLINICAL LABORATORY		24	34	59%	58
HOSPITAL FOR SPECIAL SURGERY		57	1	2%	58
BAYFRONT HEALTH BROOKSVILLE			56	100%	56
GENE BY GENE			56	100%	56
NAVY HOSPITAL			55	100%	55
BROWARD HEALTH MEDICAL CENTER		1	53	98%	54

COVID-19: testing by laboratory

Data through Aug 3, 2020 verified as of Aug 4, 2020 at 09:25 AM

Data in this report are provisional and subject to change.

The numbers in the table below represent the number for whom test results were received by the Department of Health. A person can be tested by more than one laboratory and can have both positive and negative results. **Therefore, the sum of the numbers in each column will be larger than the total number of people tested.**

Reporting lab	Inconclusive	Negative	Positive	Percent positive	Total
VAMC GAINESVILLE		2	52	96%	54
NEW YORK STATE ELR - WADSWORTH HEALTH CENTER		50	3	6%	53
TOM LEE COMMUNITY HEALTH CENTER		3	50	94%	53
BAYCARE HEALTH SYSTEM		1	51	98%	52
MORTON PLANT HOSPITAL			51	100%	51
SARASOTA CO. HEALTH DEPT # 58		40	11	22%	51
MORTON PLANT HOSPITAL/LAB		1	50	98%	51
INTEGRITY LABORATORIES			49	100%	49
MILLENIUM PHYSICIANS GROUP			49	100%	49
AMELIA EXPRESS CARE		2	47	96%	49
P4 DIAGNOSTIX LABORATORY NETWORK		1	48	98%	49
CLINICAL REFERENCE LABORATORY		45	4	8%	49
ARTHREX MEDICAL CENTER		28	21	43%	49
BAYCARE LAB		1	47	98%	48
SMA MEDICAL LABORATORY		8	39	83%	47
HURLBURT FIELD CLINIC		23	24	51%	47
H LEE MOFFITT CANCER CENTER MICRO		46			46
REFUAH HEALTH CENTER LABORATORY		46			46
VHA PUBLIC HEALTH REFERENCE LABORATORY- PALO ALTO		27	19	41%	46
NEW YORK STATE ELR - EMPIRECITY LABORATORIES		39	7	15%	46
USA HEALTH UNIVERSITY HOSPITAL CLINICAL LABORATORY		45	1	2%	46
DYNAMIC MEDICAL USA			45	100%	45
BIOREFERENCE LABORATORY		1	44	98%	45
SOLARIS DIAGNOSTICS		2	42	95%	44
ADVENT HEALTH CENTRA CARE LONGWOOD			43	100%	43
QUEST TAMPA (NEW YORK ELR)		34	9	21%	43
QUEST DIAGNOSTICS-N ST PETERSBURG-5TH			42	100%	42
SHORELINE PHYSICIAN GROUP			41	100%	41
PROVIDENCE HOSPITAL LABORATORY		40	1	2%	41
FLORIDA CLINICAL LABORATORY-BIOREFERENCE LABORATORIES		2	39	95%	41
EAST MANATEE FAMILY	1		39	98%	40
DEPARTMENT OF VETERANS AFFAIRS JAMES A. HALEY VETERANS HOSPITAL			40	100%	40
FLORIDA HOSPITAL NEW SMYRNA		4	35	90%	39
BAYFRONT HEALTH ER PINELLAS PARK		18	21	54%	39
AMERICAN RESEARCH LABS		1	38	97%	39
325TH MEDICAL GROUP			39	100%	39
FISHERMENS HOSPITAL CLINICAL LAB		37	2	5%	39
EGLIN REGIONAL MEDICAL CENTER		4	35	90%	39
ALL CHILDREN'S HOSPITAL/LAB			38	100%	38
RCA LABORATORY SERVICES, LLC		8	30	79%	38
FULGENT GENETICS	1	19	18	47%	38
ADVENT HEALTH CENTRA CARE: WATERFORD LAKES		3	34	92%	37
MACDILL AFB HOSPITAL		30	7	19%	37
NEW YORK STATE ELR - KALEIDA HEALTH CENTER FOR LABORATORY		33	4	11%	37
ALLSOUTH URGENT CARE			35	100%	35
NEW PLANT CITY FAMILY CARE		12	23	66%	35
ST. CLOUD MEDICAL GROUP		35			35

COVID-19: testing by laboratory

Data through Aug 3, 2020 verified as of Aug 4, 2020 at 09:25 AM

Data in this report are provisional and subject to change.

The numbers in the table below represent the number for whom test results were received by the Department of Health. A person can be tested by more than one laboratory and can have both positive and negative results. **Therefore, the sum of the numbers in each column will be larger than the total number of people tested.**

Reporting lab	Inconclusive	Negative	Positive	Percent positive	Total
LAB CORP TAMPA			35	100%	35
LAB CORP RTP	1	2	32	91%	35
IRL		4	31	89%	35
LABCORP BIRMINGHAM		4	30	88%	34
SEBASTIAN RIVER MEDICAL CENTER		10	24	71%	34
CAREMOUNT MEDICAL - PATHOLOGY		34			34
NEW YORK STATE ELR - MONTEFIORE MEDICAL CENTER LABORATORIES - MOSES		26	7	21%	33
GENPATH			33	100%	33
AVELLINO LAB USA, INC		31	2	6%	33
DESOTO MEMORIAL HOSPITAL LAB			33	100%	33
ST. JOSEPH HOSPITAL LAB			32	100%	32
NAVAL HOSPITAL - JACKSONVILLE		1	31	97%	32
GULF COAST MOLECULAR LABORATORIES		13	19	59%	32
NIGHT LITE PEDIATRICS URGENT CARE		3	29	91%	32
HEALTHLINK DIAGNOSTIC LABORATORIES		1	30	97%	31
MEDICAL DIAGNOSTIC LAB		1	30	97%	31
BioReference Laboratories, Inc		21	10	32%	31
QUEST DIAGNOSTICS-VERO BEACH-37TH ST		31			31
UNKNOWN - BAD FACILITY CODE		2	29	94%	31
EXPERTUS LABORATORIES INC		9	21	70%	30
FAWCETT MEMORIAL HOSPITAL-LAB		1	29	97%	30
FAST TRACK URGENT CARE CENTER - CARROLLWOOD			30	100%	30
MOBILE INFIRMARY MED CENTER PATH LAB		28	2	7%	30
SCIONLAB SERVICES LLC		26	4	13%	30
HEALTH FIRST-PALM BAY			30	100%	30
CLINICAL RESEARCH SEQUENCING PLATFORM			29	100%	29
NEW YORK STATE ELR - NEWYORK-PRESBYTERIAN/QUEENS DIAGNOSTIC		28	1	3%	29
HUNTSVILLE HOSPITAL LABORATORY		22	7	24%	29
FINLAY CLINICAL LABORATORY INC		26	3	10%	29
NEW YORK STATE ELR - WHITE PLAINS HOSPITAL CENTER LAB		29			29
P4CLINICAL	3	2	24	83%	29
EMERGENCY PHYSICIANS MEDICAL CENTER			28	100%	28
ACCU REFERENCE MEDICAL LAB			28	100%	28
ST VINCENT'S BIRMINGHAM LABORATORY		28			28
SOUTH LAKE HOSPITAL		1	27	96%	28
QUEST DIAGNOSTIC INC	1	3	24	86%	28
CAPITAL REGIONAL MEDICAL CENTER		1	27	96%	28
TRADITION MEDICAL CENTER LABORATORY		7	20	74%	27
TAMPA GENERAL HOSPITAL CLINICAL LAB			27	100%	27
LABORATORY CORP OF AMERICA	1	7	19	70%	27
Quest Diag Unspecfd		5	22	81%	27
LABFIRST - DEPARTMENT OF PATHOLOGY		26	1	4%	27
INTERLAB		1	25	96%	26
UNITED CLINICAL LABS			26	100%	26
DOCTOR'S MEMORIAL HOSPITAL		2	24	92%	26
SANFORD LABORATORIES		24	2	8%	26
CDC		17	9	35%	26

COVID-19: testing by laboratory

Data through Aug 3, 2020 verified as of Aug 4, 2020 at 09:25 AM

Data in this report are provisional and subject to change.

The numbers in the table below represent the number for whom test results were received by the Department of Health. A person can be tested by more than one laboratory and can have both positive and negative results. **Therefore, the sum of the numbers in each column will be larger than the total number of people tested.**

Reporting lab	Inconclusive	Negative	Positive	Percent positive	Total
SUNCOAST LABS			26	100%	26
JEFFERY WEINZWEIG			26	100%	26
JACKSON MEMORIAL HOSPITAL		1	25	96%	26
ST JOSEPHS CHILDRENS OUTREACH			26	100%	26
MACDILL AIRFORCE BASE MICRO		22	3	12%	25
QUEST DIAGNOSTICS NICHOLS INSTITUTE- LPP		3	22	88%	25
MY CLINICAL LAB			24	100%	24
ORLANDO REGIONAL MEDICAL CENTER		1	23	96%	24
CHILDREN'S HOSPITAL OF ALABAMA		24			24
NEW YORK STATE ELR - STONY BROOK UNIVERSITY MEDICAL CENTER		21	3	13%	24
QDX PATHOLOGY SERVICES		14	10	42%	24
GENESIS LABORATORY MANAGEMENT			24	100%	24
GRAVITY DIAGNOSTICS		14	10	42%	24
DOH-WEST PALM BEACH BRANCH LABORATORY			24	100%	24
US BIOTEK LABORATORIES			23	100%	23
ST. ANTHONY'S HOSPITAL			23	100%	23
LABORATORY DYNAMICS		20	3	13%	23
RDX BIOSCIENCE,			23	100%	23
SMA SPECIALTY MEDICAL LAB			23	100%	23
NXGEN MDX		18	5	22%	23
MIAMI VAMC			23	100%	23
BAYFRONT		21	2	9%	23
CAPE CANAVERAL HOSPITAL			23	100%	23
ASSOCIATED CLINICAL LABORATORIES		21	1	5%	22
PENNSYLVANIA DEPT OF HEALTH		19	3	14%	22
AURORA DIAGNOSTICS BERNHARDT LABORATORIES PATHOLOGY SERVICE		22			22
LAB PLUS, LLC AT SAINT THOMAS WEST HOSPITAL		14	8	36%	22
NEW YORK STATE ELR - CATHOLIC HEALTH SYSTEM DEPT LABORATORY		22			22
NEW YORK STATE ELR - QUEST DIAGNOSTICS NICHOLS		20	2	9%	22
QUEST DIAGNOSTICS INC.			22	100%	22
PATRICK AIR FORCE BASE		1	20	95%	21
LAB			21	100%	21
LABORATORY SPECIALISTS OF MICHIGAN			21	100%	21
POPLAR HEALTHCARE PLLC	1	10	10	48%	21
MED ARBOR			21	100%	21
ST. MARY'S MEDICAL CENTER LAB			20	100%	20
MIAMI BEACH COMMUNITY HEALTH CENTER			20	100%	20
KENDALL REGIONAL MEDICAL CENTER LAB			20	100%	20
GRAVITY DIAGNOSTICS, LLC		7	13	65%	20
UNIVERSITY HEALTH SYSTEM INC		18	2	10%	20
CAYUGA MEDICAL CENTER AT ITHACA		18	2	10%	20
NEW YORK STATE ELR - UNIVERSITY HOSPITAL, STONY BROOK SOUTHAMPTON		20			20
ST. CLOUD HOSPITAL		20			20
CITRUS MEMORIAL HEALTH SYSTEM LAB		1	19	95%	20
BROWARD HEALTH CORAL SPRINGS EPIDEMIOLOGY DEPT			20	100%	20
ASSOCIATED PATHOLOGISTS		16	4	20%	20
SMA LAB		4	15	79%	19

COVID-19: testing by laboratory

Data through Aug 3, 2020 verified as of Aug 4, 2020 at 09:25 AM

Data in this report are provisional and subject to change.

The numbers in the table below represent the number for whom test results were received by the Department of Health. A person can be tested by more than one laboratory and can have both positive and negative results. **Therefore, the sum of the numbers in each column will be larger than the total number of people tested.**

Reporting lab	Inconclusive	Negative	Positive	Percent positive	Total
PATHGROUP LABS			19	100%	19
ADVENT HEALTH FISH MEMORIAL		2	17	89%	19
MED HEALTH SERVICES		18	1	5%	19
INTEGRATED REGIONAL LABORATORIES - LARGO			19	100%	19
VA		15	4	21%	19
PALM BAY HOSPITAL		1	18	95%	19
FLORIDA MEDICAL CLINIC		1	18	95%	19
STONE WASH CLINICAL LABORATORIES		2	16	89%	18
CORE DIAGNOSTIC LABORATORIES			18	100%	18
INTERCOASTAL MEDICAL GROUP			18	100%	18
FIRST CHOICE URGENT CARE			18	100%	18
PALO ALTO VA MEDICAL CENTER		1	17	94%	18
ARCPPOINT LABS OF TAMPA		1	16	94%	17
CLEVELAND CLINIC FOUNDATION		9	8	47%	17
LABCORP OF AMERICA		3	14	82%	17
VIERA HOSPITAL			17	100%	17
ARUP		4	13	76%	17
PARRISH MEDICAL CENTER		1	16	94%	17
WATSON CLINIC LLP SOUTH			17	100%	17
PHYSICIANS REGIONAL HEALTHCARE SYSTEM			17	100%	17
MIAMI VA HEALTHCARE SYSTEM			17	100%	17
NEW YORK STATE ELR - BROOKDALE UNIVERSITY HOSPITAL		16			16
PRIDE DIAGNOSTICS		14	2	13%	16
LECONTE MEDICAL CENTER LAB		13	3	19%	16
DOCTORS MEMORIAL HOSPITAL		8	8	50%	16
THE CENTER FOR URGENT CARE		3	13	81%	16
MADISON CORE LABORATORIES		15	1	6%	16
NEW YORK STATE ELR - WESTCHESTER MEDICAL CENTER		16			16
TGH		1	15	94%	16
SEVEN RIVERS REGIONAL MEDICAL CENTER		4	11	73%	15
IPSUM DIAGNOSTICS			15	100%	15
ADVENT HEALTH -TAMPA		4	11	73%	15
QUESTDIAGNOSTICS INCORPORATED		1	14	93%	15
DIATHERIX		13	2	13%	15
NORTH FLORIDA/SOUTH GEORGA VETERANS HEALTH SYSTEM			15	100%	15
WUESTHOFF MEDICAL CENTER-MELBOURNE			15	100%	15
QUEST DIAGNOSTICS INCORPORATED			15	100%	15
NORTH FLORIDA PEDIATRICS-LAKE CITY			15	100%	15
QUEST DIAGNOSTICS NICHOLS INSTITUTE - SJC (LPP)		10	5	33%	15
GENESIS DIAGNOSTICS			15	100%	15
CENTRA CARE CONWAY			15	100%	15
DIAGNOSTIC LABORATORY OF OKLAHOMA		15			15
LABCORP INC		2	13	87%	15
MOLECULAR TESTING LABS			15	100%	15
FLORIDA DEPARTMENT OF HEALTH		10	5	33%	15
NEW YORK STATE ELR - WILSON MEMORIAL REGIONAL MEDICAL CENTER		14	1	7%	15
HEALTH CENTRAL HOSPITAL			14	100%	14

COVID-19: testing by laboratory

Data through Aug 3, 2020 verified as of Aug 4, 2020 at 09:25 AM

Data in this report are provisional and subject to change.

The numbers in the table below represent the number for whom test results were received by the Department of Health. A person can be tested by more than one laboratory and can have both positive and negative results. **Therefore, the sum of the numbers in each column will be larger than the total number of people tested.**

Reporting lab	Inconclusive	Negative	Positive	Percent positive	Total
NEW YORK STATE ELR - QUEST DIAGNOSTICS INCORPORATED		11	3	21%	14
TIDE LABORATORIES		4	10	71%	14
JACKSON HEALTH SYSTEM			14	100%	14
SUNTREE INTERNAL MEDICINE		14			14
BAY MEDICAL CENTER SACRED HEART HEALTH SYSTEM			14	100%	14
BIO REFERENCE LABORATORIES		3	11	79%	14
CBS LABORATORY		1	13	93%	14
PARK WEST MEDICAL CENTER		13	1	7%	14
MILLENNIUM PHYSICIAN GROUP LCC			14	100%	14
NORTH SHORE UNIVERSITY HOSPITAL LABORATORY		13	1	7%	14
NEW YORK STATE ELR - ROCHESTER GENERAL HOSPITAL LABORATORY		13	1	7%	14
GOLDEN GATE FAMILY CLINIC			14	100%	14
OUT OF STATE		14			14
NORTH OKALOOSA MEDICAL CENTER			13	100%	13
VENICE REGIONAL MEDICAL LAB SERVICES			13	100%	13
MEDCOMP SCIENCES			13	100%	13
ST FRANCIS HOSPITAL		10	3	23%	13
WUESTHOFF MEMORIAL HOSPITAL			13	100%	13
BAPTIST SOUTH MEDICAL CENTER		2	11	85%	13
XERA MED RESEARCH			13	100%	13
NEW YORK STATE ELR - BRONX LEBANON HOSPITAL-MEDICAL CENTER		12	1	8%	13
SOUTHEAST FAMILY HEALTHCARE CENTER			13	100%	13
VAMC			13	100%	13
NEW YORK STATE ELR - LENOX HILL HOSPITAL		12	1	8%	13
ST. JOSEPHS HOSPITAL			13	100%	13
SELECT LABORATORIES MARION COUNTY, LLC.			12	100%	12
TEN HEALTHCARE		2	10	83%	12
WHITE WILSON MEDICAL CENTER CLINIC			12	100%	12
BAYA URGENT CARE			12	100%	12
FLORIDA DEPT OF HEALTH		4	8	67%	12
BROWARD DIALYSIS			12	100%	12
PROTEUS MOLECULAR AND CLINICAL LAB		8	4	33%	12
CLARITY LAB SOLUTIONS		3	9	75%	12
DOH		1	11	92%	12
LABCORP - CLEARWATER		3	9	75%	12
REDITUS LABORATORIES			12	100%	12
ADVANCED URGENT CARE		10	2	17%	12
DEPARTMENT OF VETERANS AFFAIRS MEDICAL CENTER			12	100%	12
APP-UNIPATH, LLC		11	1	8%	12
BIO-REFERENCE LABORATORIES			12	100%	12
UVMMC MICROBIOLOGY		12			12
TOTAL RENAL LABORATORIES INC		7	5	42%	12
BLOCK, NATION, CHASE, AND SMOLEN FAMILY MEDICINE		5	7	58%	12
LAB INTERMARKET FACILITY LAB			11	100%	11
BAPTIST CLAY			11	100%	11
INDIAN RIVER MEDICAL CENTER		11			11
NIGHT LITE PEDIATRICS WINTER GARDEN		7	4	36%	11

COVID-19: testing by laboratory

Data through Aug 3, 2020 verified as of Aug 4, 2020 at 09:25 AM

Data in this report are provisional and subject to change.

The numbers in the table below represent the number for whom test results were received by the Department of Health. A person can be tested by more than one laboratory and can have both positive and negative results. **Therefore, the sum of the numbers in each column will be larger than the total number of people tested.**

Reporting lab	Inconclusive	Negative	Positive	Percent positive	Total
HEALTH FIRST-VIERA HOSPITAL			11	100%	11
POARCH BANC CREEK INDIANS TRIBAL HEALTH DEPARTMENT			11	100%	11
DELRAY MEDICAL CENTER LAB			11	100%	11
AMERICAN ESOTERIC LABORATORIES			11	100%	11
ESCAMBIA COMMUNITY CLINIC			11	100%	11
ADVENTHEALTH CENTRA CARE SANFORD		1	10	91%	11
FLORIDA COMMUNITY HEALTH CENTER OF ST. LUCIE			11	100%	11
SUNQUEST		2	9	82%	11
MOFFITT CANCER CENTER		9	2	18%	11
SELECT REFERENCE LABORATORIES, LLC			10	100%	10
BROWARD HEALTH CARE			10	100%	10
LABCORP - MIAMI		4	6	60%	10
BAYCARE OUTREACH LABORATORY SERVICES		1	9	90%	10
VENICE REGIONAL MEDICAL CENTER			10	100%	10
UPMC CHAUTAUQUA AT WCA LABORATORY		10			10
JACKSON NORTH MEDICAL CENTER		1	9	90%	10
PERSONALIZED GENETIC TESTING			10	100%	10
QUEST INFECTIOUS DISEASE	1	5	4	40%	10
PRECISION HEALTH SOLUTIONS LAB			10	100%	10
INTEGRITY LABORATORIES, LLC		5	5	50%	10
PARKWEST MEDICAL CENTER		9	1	10%	10
MEDICAL LABORATORY DIAGNOSTICS			10	100%	10
LAKE BALDWIN CBOC		9	1	10%	10
NEW YORK STATE ELR - SARATOGA HOSPITAL LABORATORY		10			10
NEW YORK STATE ELR - CATHOLIC HEALTH SERVICES REGIONAL LABORATORY		8	2	20%	10
HEALTH FIRST CAPE CANAVERAL HOSPITAL			10	100%	10
MAGNOLIA DIAGNOSTIC			10	100%	10
NEW JERSEY DEPARTMENT OF HEALTH COMMUNICABLE DISEASE SERVICE		3	7	70%	10
TRUGENX			10	100%	10
NEXT MOLECULAR ANALYTICS			10	100%	10
DYNAMIC DNA LAB		1	8	89%	9
NEW YORK STATE ELR - ERIE COUNTY MEDICAL CTR CLINICAL LABS		9			9
BAY CARE OCCUPATIONAL CLINIC			9	100%	9
MICHIGAN DEPARTMENT OF HEALTH AND HUMAN SERVICES			9	100%	9
NEW YORK STATE ELR - LOURDES HOSPITAL INC		9			9
ADVENTHEALTH PALM COAST			9	100%	9
NEW YORK STATE ELR - GOOD SAMARITAN HOSPITAL LABORATORY		9			9
WESTPAC LABS			9	100%	9
LEON CHD		9			9
EAST ALABAMA MEDICAL CENTER LABORATORY		6	3	33%	9
BAYFRONT HEALTH SPRING HILL			9	100%	9
FLORIDA HOSPITAL LABS			9	100%	9
MINUTE CLINIC INCORPORATE		8	1	11%	9
HUNTINGTON HOSPITAL LABORATORY		8	1	11%	9
CORE LABORATORY		1	8	89%	9
UMHC/SYLVESTER AT KENDALL		1	7	88%	8
NEW YORK STATE ELR - NORTH CENTRAL BRONX HOSP		7	1	13%	8

COVID-19: testing by laboratory

Data through Aug 3, 2020 verified as of Aug 4, 2020 at 09:25 AM

Data in this report are provisional and subject to change.

The numbers in the table below represent the number for whom test results were received by the Department of Health. A person can be tested by more than one laboratory and can have both positive and negative results. **Therefore, the sum of the numbers in each column will be larger than the total number of people tested.**

Reporting lab	Inconclusive	Negative	Positive	Percent positive	Total
PRATTVILLE BAPTIST HOSPITAL		7	1	13%	8
ST JOSEPHS HOSPITAL			8	100%	8
TYNDALL AFB			8	100%	8
NEW YORK STATE ELR - VASSAR BROTHERS MEDICAL CENTER LABORATORY		8			8
ST VINCENTS MEDICAL CENTER RIVERSIDE NURSING			8	100%	8
THE COMMONWEALTH OF MASSACHUSETTS			8	100%	8
STATE LAB		1	7	88%	8
NORTH CAROLINA DEPARTMENT OF HEALTH & HUMAN SERVICES			8	100%	8
PROMEDICA LABORATORIES		7	1	13%	8
NEW YORK STATE ELR - JAMES J PETERS VA MEDICAL CENTER		6	2	25%	8
DOCTOR'S IN HOUSE LAB			8	100%	8
ADVENT HEALTH SEBRING			8	100%	8
BAY PINES VA		1	7	88%	8
GENEUS DIAGNOSTICS			8	100%	8
Diatherix Laboratories, LLC		2	6	75%	8
DEVANSH LAB WERKS INC		6	2	25%	8
MAYO CLINIC DEPT OF LAB MED PATHOLOGY			8	100%	8
CONSOLIDATED LAB SERVICES		8			8
ADVENT HEALTH CENTRA CARE		1	7	88%	8
SPORTS DRUG TESTING LABORATORY			8	100%	8
CENTRA CARE - SAND LAKE			8	100%	8
ST MARY'S MEDICAL CENTER		1	7	88%	8
ST JOSEPH'S HEALTHLINE		1	7	88%	8
BOND CLINIC			8	100%	8
AMERICAN HEALTH ASSOCIATES OF TAMPA			8	100%	8
HIGHLANDS MEDICAL CENTER		7			7
FLORIDA CLINICAL LAB			7	100%	7
NORTHWELL HEALTH PLAINVIEW HOSPITAL LABORATORY		5	2	29%	7
NEW YORK STATE ELR - HUDSON VALLEY HOSPITAL CENTER LABORATORY		6	1	14%	7
LAKE CITY VETERANS HOSPITAL			7	100%	7
ST CATHERINE OF SIENA HOSPITAL		7			7
FLORIDA DEPARTMENT OF HEALTH IN LAKE COUNTY		3	4	57%	7
ROCKLEDGE			7	100%	7
NEW YORK STATE ELR - ST PETER'S BENDER LABORATORY		7			7
WATSON CLINIC LLP MAIN			7	100%	7
LONGLEAF DIAGNOSTIC LABORATORIES		2	5	71%	7
BOCA BIOLISTICS REFERENCE LABORATORY			7	100%	7
SYLVESTER AT PLANTATION LABORATORY		6	1	14%	7
ORMOND BEACH CENTRA CARE			7	100%	7
NORTH BAY HOSPITAL			7	100%	7
FLORIDA DEPARTMENT OF HEALTH IN HILLSBOROUGH COUNTY			7	100%	7
HEALTHMARK REGIONAL HOSPITAL LAB		3	4	57%	7
SOUTHEAST ALABAMA MEDICAL CENTER			7	100%	7
WOLFSON CHILDREN'S HOSPITAL			7	100%	7
CLEVELAND CLINIC			7	100%	7
BAYCARE LABORATORIES			7	100%	7
NO NAME		5	2	29%	7

COVID-19: testing by laboratory

Data through Aug 3, 2020 verified as of Aug 4, 2020 at 09:25 AM

Data in this report are provisional and subject to change.

The numbers in the table below represent the number for whom test results were received by the Department of Health. A person can be tested by more than one laboratory and can have both positive and negative results. **Therefore, the sum of the numbers in each column will be larger than the total number of people tested.**

Reporting lab	Inconclusive	Negative	Positive	Percent positive	Total
X-GENE MOLECULAR LABS		1	6	86%	7
LIFEBRITE	1		6	86%	7
NORTH FLORIDA PEDIATRICS		1	6	86%	7
CLINICAL PATHOLOGY LABORATORIES, INC.			7	100%	7
UNIVERSITY HOSPITAL - STONY BROOK EASTERN		7			7
BIOFIRE			7	100%	7
BAYONET POINT MEDICAL CENTER			7	100%	7
BAYFRONT HEALTH PORT CHARLOTTE			7	100%	7
FLORIDA WOMAN CARE LABORATORY			6	100%	6
NEW YORK PRESBYTERIAN - ALLEN HOSPITAL		6			6
ACH			6	100%	6
SACRED HEART HEALTH SYSTEM			6	100%	6
MONTEFIORE NEW ROCHELLE HOSPITAL		6			6
ARCHBOLD MEMORIAL HOSPITAL/LAB		3	3	50%	6
PATHOGENIUS LABORATORIES		2	4	67%	6
CENTRA CARE - WATERFORD LAKES			6	100%	6
NEW YORK STATE ELR - NEW YORK CITY DEPARTMENT OF HEALTH & MENTAL		6			6
SOUTH SEMINOLE HOSPITAL		1	5	83%	6
MICHIGAN DEPARTMENT OF COMMUNITY HEALTH		1	5	83%	6
ADVENTHEALTH CENTRA CARE ORMOND BEACH			6	100%	6
LABCORP NEW PORT RICHEY			6	100%	6
CREATIVE TESTING SOLUTIONS			6	100%	6
SHELBY COUNTY HEALTH CARE CORPORATION		4	2	33%	6
LEE MEMORIAL LAB GULF COAST			6	100%	6
ST VINCENT'S EAST LABORATORY		6			6
PENSACOLA PEDIATRICS			6	100%	6
NEW YORK STATE ELR - JAMAICA HOSPITAL MEDICAL CENTER		6			6
CONNECTICUT DEPARTMENT OF HEALTH		5	1	17%	6
STATEN ISLAND UNIVERSITY HOSPITAL-POUCH		6			6
CANTON-POTSDAM HOSPITAL LABORATORY		6			6
PECONIC BAY MEDICAL CENTER LABORATORY		5	1	17%	6
TRUE HEALTH DIAGNOSTICS		1	5	83%	6
NEW YORK STATE ELR - LABORATORY ALLIANCE OF CENTRAL NEW		6			6
ST JOSEPH HOSPITAL		5	1	17%	6
ST. JOSEPH'S HOSPITAL LAB			6	100%	6
LEE COUNTY HEALTH DEPARTMENT		4	2	33%	6
ST ELIZABETH MEDICAL CENTER LABORATORY		6			6
XPRESS WELLNESS URGENT CARE			6	100%	6
AMELIA MEDICAL CARE			5	100%	5
WINTER HAVEN HOSPITAL			5	100%	5
EGL GENETIC DIAGNOSTICS		1	4	80%	5
UNKNOWN LAB			5	100%	5
LABCORP BURLINGTON CYTO		4	1	20%	5
ARNOT OGDEN MEDICAL CENTER LABORATORY		5			5
CHEMISYS LABORATORIES			5	100%	5
LABCORP - NAPLES			5	100%	5
SPECIALITY LABORATORIES,INC		4	1	20%	5

COVID-19: testing by laboratory

Data through Aug 3, 2020 verified as of Aug 4, 2020 at 09:25 AM

Data in this report are provisional and subject to change.

The numbers in the table below represent the number for whom test results were received by the Department of Health. A person can be tested by more than one laboratory and can have both positive and negative results. **Therefore, the sum of the numbers in each column will be larger than the total number of people tested.**

Reporting lab	Inconclusive	Negative	Positive	Percent positive	Total
BOCA RATON REGIONAL HOSPITAL LAB			5	100%	5
THE VILLAGES CLINICAL LAB		4	1	20%	5
BROWARD COUNTY HEALTH DEPT.			5	100%	5
Cleveland Clinic Laboratories		1	4	80%	5
PALM BEACH PATHOLOGY		4	1	20%	5
JFK MEDICAL CENTER NORTH LAB			5	100%	5
LAKELAND REGIONAL HEALTH			5	100%	5
BROOKWOOD BAPTIST MEDICAL CENTER		5			5
BIOTECH			5	100%	5
INTERNAL LAB		3	2	40%	5
CHILDREN'S HOSPITAL OF PHILADELPHIA		5			5
ST ANTHONY NORTH			5	100%	5
DOCTORS MEMORIAL FAMILY MEDICINE			5	100%	5
NEW YORK STATE ELR - SOUTHSIDE HOSPITAL NORTHWELL HEALTH LABORATORY		4	1	20%	5
MINUTECLINIC DIAGNOSTIC OF RHODE ISLAND, LLC #729		4	1	20%	5
DOH JACKSONVILLE CENTRAL LABORATORY		3	2	40%	5
LEHIGH VALLEY HOSPITAL		3	2	40%	5
DALE MEDICAL CENTER		2	3	60%	5
NORTHWEST FLORIDA COMMUNITY HOSPITAL		1	4	80%	5
FLOWERS HOSPITAL		1	4	80%	5
UPMC HEALTH SYSTEM		4	1	20%	5
AEL KNOXVILLE			5	100%	5
FRANCES WARDE MEDICAL LABORATORY		2	3	60%	5
XRL SXF REF LAB		5			5
TAMIAMI LAB MILLENNIUM			5	100%	5
FISHERMEN'S HOSPITAL			4	100%	4
DAVITA LABORATORY		4			4
GENUS DIAGNOSTICS			4	100%	4
NEW YORK STATE ELR - SAMARITAN HOSPITAL LABORATORY		4			4
PEDIATRIC HEALTH CARE ALLIANCE			4	100%	4
SUNCOAST COMMUNITY HEALTH CENTERS PEDIATRICS			4	100%	4
COLORADO DEPARTMENT OF PUBLIC HEALTH AND ENVIRONMENT			4	100%	4
ADVENT HEALTH CENTRA CARE PALM COAST			4	100%	4
LINCOLN MEDICAL AND MENTAL HEALTH CENTER		4			4
COVENIENT CARE MEDICAL CLINIC			4	100%	4
EXPRESS TESTING-ONE			4	100%	4
LAWTON CHILES HEALTH CENTER			4	100%	4
COMMUNITY HEALTH OF SOUTH FLORIDA			4	100%	4
NEIGHBORHOOD MEDICAL CENTER		4			4
Covance Central Laboratory			4	100%	4
PRECISION LABS LLC		1	3	75%	4
DTR LABS		3	1	25%	4
ILLINOIS DEPT OF PUBLIC HEALTH LAB - SPRINGFIELD			4	100%	4
INTERMARKET FACILITY			4	100%	4
QUEST DIAGNOSTIC INC TECHNICAL			4	100%	4
FINLAY C. LABORATORY		3	1	25%	4
BAY CARE			4	100%	4

COVID-19: testing by laboratory

Data through Aug 3, 2020 verified as of Aug 4, 2020 at 09:25 AM

Data in this report are provisional and subject to change.

The numbers in the table below represent the number for whom test results were received by the Department of Health. A person can be tested by more than one laboratory and can have both positive and negative results. **Therefore, the sum of the numbers in each column will be larger than the total number of people tested.**

Reporting lab	Inconclusive	Negative	Positive	Percent positive	Total
ACHS		2	2	50%	4
MIDWAY SPECIALTY CARE CENTER			4	100%	4
KEY PRIMARY CARE			4	100%	4
BEAUMONT LABORATORY			4	100%	4
OKLAHOMA STATE UNIVERSITY DIAGNOSTIC LAB			4	100%	4
COASTAL LABORATORIES			4	100%	4
THOMAS JEFFERSON UNIVERSITY HOSPITAL		4			4
DCH REGIONAL MEDICAL CENTER LABORATORY		4			4
MERCY HOSPITAL MIAMI LAB			4	100%	4
NEW YORK STATE ELR - BROOKLYN HOSPITAL CENTER DOWNTOWN CAMPUS		4			4
MEDLOGIC, LLC		1	3	75%	4
NEWYORK-PRESBYTERIAN/ LAWRENCE HOSPITAL LABORATORY		4			4
MANATEE PEDIATRICS			4	100%	4
QUEST DIAGNOSTICS- MELBOURNE			4	100%	4
LEE MEMORIAL HEALTH PARK LAB			4	100%	4
STATEN ISLAND UNIVERSITY HOSPITAL SEGUINE AVE		4			4
METROPOLITAN HOSPITAL CENTER		4			4
LAB CORP OF AMERICA		1	3	75%	4
LABORATORY OF FLORIDA			4	100%	4
PATHGROUP			4	100%	4
SOUTHWESTERN REGIONAL MEDICAL CENTER - TULSA		4			4
MISSOURI DEPARTMENT OF HEALTH AND SENIOR SERVICES			4	100%	4
MAYO CLINIC LABS - ROCHESTER SUPERIOR DRIVE			4	100%	4
NAPHCARE, INC.			3	100%	3
METHODIST MEDICAL CENTER		2	1	33%	3
PUBLIC HEALTH LAB		3			3
QUEST DIAGNOSTIC			3	100%	3
AIM LABORATORIES			3	100%	3
MONTEFIORE ST LUKE'S CORNWALL HOSPITAL		2	1	33%	3
DORAL URGENT CARE			3	100%	3
PINELLAS COUNTY HEALTH DEPARTMENT		2	1	33%	3
PALMS WEST HOSPITAL			3	100%	3
ST LUKES HOSPITAL LABORATORY		2	1	33%	3
BOZEMAN HEALTH DEACONESS HOSPITAL		3			3
BAYCARE MEDICAL GROUP INC			3	100%	3
PHYSICIANS STAT			3	100%	3
LABCORP DIAGNOSTICS-MIAMI		2	1	33%	3
PENNSYLVANIA DEPARTMENT OF HEALTH BUREAU OF LABORATORIES			3	100%	3
MOLECULAR DIAGNOSTICS			3	100%	3
COMMUNITY HEALTH NORTHWEST FLORIDA			3	100%	3
KEYS MEDICAL GROUP			3	100%	3
NORTHERN DUTCHESS HOSPITAL LABORATORY		3			3
TAMPA GENERAL HOSPITAL LABORATORY			3	100%	3
KEY WEST URGENT CARE, INC		3			3
NEW YORK STATE ELR - ORANGE REGIONAL MEDICAL CENTER LABORATORY		3			3
NORTHSHORE UNIVERSITY HEALTHSYSTEM EVANSTON HOSPITAL LAB			3	100%	3
AVELLINO LAB USA INC		3			3

COVID-19: testing by laboratory

Data through Aug 3, 2020 verified as of Aug 4, 2020 at 09:25 AM

Data in this report are provisional and subject to change.

The numbers in the table below represent the number for whom test results were received by the Department of Health. A person can be tested by more than one laboratory and can have both positive and negative results. **Therefore, the sum of the numbers in each column will be larger than the total number of people tested.**

Reporting lab	Inconclusive	Negative	Positive	Percent positive	Total
WESLEY CHAPEL INTERNAL MEDICINE AND PEDIATRICS			3	100%	3
BAPTIST MEDICAL CENTER EAST		2	1	33%	3
LAKE WALES MEDICAL CENTER INC			3	100%	3
BAYCARE OUTREACH LABORATORY HOSPITAL			3	100%	3
TIMBER RIDGE LABORATORY			3	100%	3
VIRTUA VOORHEES HOSPITAL		3			3
WAKEMED		1	2	67%	3
SAMARITAN MEDICAL CENTER		3			3
BRANCH MEDICAL CLINIC			3	100%	3
MARSHALL MEDICAL CENTER SOUTH LAB		2	1	33%	3
VA OUTPATIENT			3	100%	3
MIAMI CANCER INSTITUTE			3	100%	3
JOE DIMAGGIO CHILDREN'S HOSPITAL		1	2	67%	3
TPCA CLINICAL LABORATORIES		1	2	67%	3
EMERGENCY MEDICAL CENTER			3	100%	3
CENTRAL FLORIDA HEALTH CARE INC			3	100%	3
ASCENSION ST. VINCENT'S PRIMARY CARE			3	100%	3
MHHS All Lab Subsection		3			3
GULF COAST MEDICAL GROUP			3	100%	3
ILLINOIS DEPARTMENT OF PUBLIC HEALTH			3	100%	3
OPTUM LABS LLC			3	100%	3
BARONESS ERLANGER HOSPITAL		3			3
NEW YORK STATE ELR - JACOBI MEDICAL CENTER		3			3
MARINER'S HOSPITAL			3	100%	3
NORTH BROWARD HOSPITAL DISTRICT HEALTHCARE FOR THE HOMELESS			3	100%	3
STATEN ISLAND UNIVERSITY HOSPITAL		3			3
ALACHUA COUNTY HEALTH DEPARTMENT			3	100%	3
NORTH NAPLES HOSPITAL RESPIRATORY THERAPY DEPARTMENT			3	100%	3
NICHOLS INSTITUTE QUEST DIAGNOSTICS		2	1	33%	3
JACKSON SOUTH COMMUNITY HOSPITAL LAB			3	100%	3
ABBOTT			3	100%	3
ELLENTON URGENT CARE			3	100%	3
FAMILY HEALTH CENTERS OF SWF LABS			3	100%	3
ST. MARYS MEDICAL CENTER			3	100%	3
MAYO MEDICAL LABORATORIES		2	1	33%	3
DOH-TAMPA BRANCH LABORATORY (MLK BLVD)			3	100%	3
INDIAN RIVER CHD VERO BEACH		2	1	33%	3
NADAL PEDIATRICS - VICTORIA STREET (3385)			3	100%	3
VIRGINIA DIVISION OF CONSOLIDATED LABORATORIES			3	100%	3
CLINICORE			3	100%	3
URGENT CARE TCMA			2	100%	2
IOWA DEPARTMENT OF PUBLIC HEALTH			2	100%	2
FLORIDA CLINICAL LABORATORY INC			2	100%	2
SIGNATURE CARE PFLUGERVILLE			2	100%	2
NEW YORK STATE ELR - NEW YORK PRESBYTERIAN-LOWER MANHATTAN		2			2
UNIVERSITY OF MIAMI			2	100%	2
SCDHEC BUREAU OF LABORATORIES			2	100%	2

COVID-19: testing by laboratory

Data through Aug 3, 2020 verified as of Aug 4, 2020 at 09:25 AM

Data in this report are provisional and subject to change.

The numbers in the table below represent the number for whom test results were received by the Department of Health. A person can be tested by more than one laboratory and can have both positive and negative results. **Therefore, the sum of the numbers in each column will be larger than the total number of people tested.**

Reporting lab	Inconclusive	Negative	Positive	Percent positive	Total
UNIVERSITY OF CHICAGO MEDICAL CENTER LAB			2	100%	2
BIO-TECH CLINICAL LABORATORIES			2	100%	2
NEW HAMPSHIRE PUBLIC HEALTH LABORATORIES		2			2
NEW HAMPSHIRE DEPARTMENT OF HEALTH AND HUMAN SERVICES		1	1	50%	2
CAPTAIN JAMES A. LOVELL FEDERAL HEALTHCARE CENTER			2	100%	2
NEW YORK STATE ELR - LONG ISLAND JEWISH VALLEY STREAM		2			2
MONROE COUNTY HOSPITAL		2			2
QUEENS HOSPITAL CENTER		2			2
UNIVERSITY OF WASHINGTON MEDICAL CENTER			2	100%	2
LABCORP RARITAN		2			2
ALVERNO CLINICAL LABORATORIES			2	100%	2
QUEST DIAGNOSTICS INCORPORATED			2	100%	2
ADVANCED MEDICAL CARE			2	100%	2
UC CORAL GABLES			2	100%	2
SHARP MEMORIAL HOSPITAL MICROBIOLOGY DEPT			2	100%	2
OHIO STATE UNIVERSITY WEXNER MEDICAL CENTER			2	100%	2
ST CHARLES HOSPITAL LABORATORY		2			2
WHOLE CHILD PEDIATRICS			2	100%	2
ST PETERSBURG PEDIATRICS-EAST BAY			2	100%	2
GUTHRIE MEDICAL GROUP LABORATORIES		2			2
TREASURE COAST COMMUNITY HEALTH			2	100%	2
AMERICAN MEDICAL LABORATORIES			2	100%	2
DOCTOR'S IN HOUSE LABORATORY			2	100%	2
CORAL GABLES HOSPITAL			2	100%	2
SHELBY BAPTIST MEDICAL CENTER			2	100%	2
CONEMAUGH MEMORIAL MEDICAL CENTER		2			2
NEW YORK STATE ELR - COLUMBIA MEMORIAL HOSPITAL LABORATORY		2			2
AMERICAN FAMILY CARE- ORANGE BEACH			2	100%	2
GEISINGER MEDICAL CENTER		2			2
LABCORP PHOENIX			2	100%	2
HOME ACCESS HEALTH			2	100%	2
BFT LAB			2	100%	2
TALLAHASSEE MEMORIAL HOSPITAL/MICROBIOLOGY LAB			2	100%	2
INTERNAL MEDICINE ASSOCIATES-DUNELLON			2	100%	2
ERIE COUNTY MEDICAL CTR CLINICAL LABS		2			2
SPARROW CENTRAL LAB			2	100%	2
SOUTH GEORGIA MEDICAL CENTER			2	100%	2
AHSE ROP		2			2
MADISON COUNTY MEMORIAL HOSP		1	1	50%	2
BIRMINGHAM VAMC		1	1	50%	2
AMEERAH LABS			2	100%	2
CONNECTDX			2	100%	2
SARASOTA MEMORIAL MEDICAL URGENT CARE CENTER			2	100%	2
EISENHOWER ARMY MEDICAL CENTER			2	100%	2
THOMAS LANGLEY			2	100%	2
ST. JOSEPH REGIONAL MEDICAL CENTER			2	100%	2
LABCORP - STUART		1	1	50%	2

COVID-19: testing by laboratory

Data through Aug 3, 2020 verified as of Aug 4, 2020 at 09:25 AM

Data in this report are provisional and subject to change.

The numbers in the table below represent the number for whom test results were received by the Department of Health. A person can be tested by more than one laboratory and can have both positive and negative results. **Therefore, the sum of the numbers in each column will be larger than the total number of people tested.**

Reporting lab	Inconclusive	Negative	Positive	Percent positive	Total
MONTANA PUBLIC HEALTH LAB			2	100%	2
OMNI			2	100%	2
SSM HEALTH ST LOUIS MICROBIOLOGY LABORATORY		1	1	50%	2
ADVANCED URGENT CARE CENTER OF THE UPPER KEYS			2	100%	2
WOODHULL MEDICAL AND MENTAL HEALTH CTR		2			2
ACADIAN DIAGNOSTIC LABORATORIES		2			2
CLINICAL PATHOLOGY LABS		1	1	50%	2
NOVANT HEALTH INPATIENT CARE			2	100%	2
RUSH UNIVERSITY MEDICAL CENTER LABORATORY			2	100%	2
PREMIER MEDICAL LABORATORY			2	100%	2
UK HEALTHCARE			2	100%	2
NEW YORK STATE ELR - AUBURN COMMUNITY HOSPITAL		2			2
PPD			2	100%	2
MAILBOX DIAGNOSTICS		1	1	50%	2
MAYO			2	100%	2
UNIVERSITY HOSPITAL			2	100%	2
HEART OF FLORIDA HMA			2	100%	2
MALABAR/ADVENT CENTRA CARE			2	100%	2
LABCORP - LEESBURG			2	100%	2
NEW YORK STATE ELR - BELLEVUE HOSPITAL CENTER DEPARTMENT		2			2
CALHOUN LIBERTY HOSPITAL			2	100%	2
DEACONESS HOSPITAL			2	100%	2
BAYFRONT HEALTH PUNTA GORDA			2	100%	2
ALTRU DIAGNOSTICS INC			2	100%	2
FCHC (OB)-DARWIN SQUARE CTR.			2	100%	2
BAY CARE LAB SERVICES/ST. ANTHONY'S HOSPITAL			2	100%	2
HEALTH FIRST IBM-UX			2	100%	2
RICHMOND UNIVERSITY MEDICAL CENTER		1	1	50%	2
GALEN BAYLOR EXTENSION		2			2
BIODESIX, INC.		2			2
PREMIER LABORATORY SERVICES, LLC			2	100%	2
FLORIDA HEALTH CARE PLANS			2	100%	2
NEW YORK STATE DEPARTMENT OF HEALTH		1	1	50%	2
CELERION			2	100%	2
IRL MARKET LAB ALACHUA		1	1	50%	2
LEESBURG REGIONAL MEDICAL CENTER		1	1	50%	2
OHIO DEPARTMENT OF HEALTH LABORATORY		2			2
KETTERING HEALTH			2	100%	2
DICKERT			2	100%	2
ALABAMA DEPARTMENT OF PUBLIC HEALTH			2	100%	2
Cleveland Clinic Weston			2	100%	2
AMMON LABS			2	100%	2
VIGILINT HEALTHCARE		1	1	50%	2
FLORIDA HOSPITAL			2	100%	2
WATAUGA MEDICAL CENTER		1	1	50%	2
COLLIER COUNTY HEALTH DEPT.			2	100%	2
VIRTUA MEMORIAL HOSPITAL BURLINGTON COUNTY			2	100%	2

COVID-19: testing by laboratory

Data through Aug 3, 2020 verified as of Aug 4, 2020 at 09:25 AM

Data in this report are provisional and subject to change.

The numbers in the table below represent the number for whom test results were received by the Department of Health. A person can be tested by more than one laboratory and can have both positive and negative results. **Therefore, the sum of the numbers in each column will be larger than the total number of people tested.**

Reporting lab	Inconclusive	Negative	Positive	Percent positive	Total
JOHNSON CITY MEDICAL CENTER		1	1	50%	2
WALGREENS #5317		2			2
CENTRA CARE HUNTER'S CREEK			2	100%	2
NEW YORK STATE ELR - GLENS FALLS HOSPITAL DEPARTMENT OF PATHOLOGY		2			2
MEMORIAL SLOAN KETTERING CANCER CENTER		1	1	50%	2
ADVENTHEALTH PEDIATRICS/LAKE MARY PEDS		1	1	50%	2
GEORGIA DEPARTMENT OF PUBLIC HEALTH			2	100%	2
UNIVERSITY HOSPITAL OF BROOKLYN		2			2
LABCORP - OHIO			2	100%	2
JACKSON LABORATORY OF GENOMIC MEDICINE		2			2
BETH ISRAEL DEACONESS MEDICAL CENTER			2	100%	2
NOVANT HEALTH GOHEALTH URGENT CARE-HARRISBURG			2	100%	2
JOHN D. ARCHBOLD MEM. HOSPITAL			2	100%	2
OKLAHOMA STATE DEPARTMENT OF HEALTH-PUBLIC HEALTH LABORATORY			2	100%	2
QUEST ELR		1			1
CGH MEDICAL CENTER			1	100%	1
State Lab Unspecifd			1	100%	1
AMD			1	100%	1
SCIENCE CARE			1	100%	1
SMITH NORTHVIEW HOSPITAL LAB			1	100%	1
SOUTHEAST GEORGIA HEALTH SYSTEM			1	100%	1
SHANDS AT LAKE SHORE LAB			1	100%	1
LAKEVIEW REGIONAL HOSPITAL			1	100%	1
REGIONAL MEDICAL LABORATORY			1	100%	1
QUOTIENT SCIENCES			1	100%	1
RIVERVIEW REGIONAL MEDICAL CENTER		1			1
PHELPS HOSPITAL LABORATORY		1			1
ADVENTHEALTH MEDICAL GROUP			1	100%	1
SPECTOR SCIENTIFIC LAB			1	100%	1
ST FRANCIS			1	100%	1
CBC LAB			1	100%	1
URGENT CARE WEST CLINIC			1	100%	1
LABCORP-PORT ST.LUCIE		1			1
ELITE CARE			1	100%	1
DUKE HEALTH REGIONAL HOSPITAL			1	100%	1
UNITED LABORATORY SERVICE			1	100%	1
UNITED CLINICAL LABORATORIES			1	100%	1
AZALEA HEALTH			1	100%	1
BAPTIST ER TOWN CTR			1	100%	1
MINUTECLINIC DIAGNOSTIC			1	100%	1
MPG JACKSONVILLE ATLANTIC BLVD		1			1
Mt Sinai Aventura			1	100%	1
UNIVERSITY LAB			1	100%	1
MONTANA DEPARTMENT OF PUBLIC HEALTH & HUMAN SERVICES			1	100%	1
FALMOUTH BY THE SEA			1	100%	1
LAB CORP PHOENIX			1	100%	1
MIAMI BEACH URGENT CARE			1	100%	1

COVID-19: testing by laboratory

Data through Aug 3, 2020 verified as of Aug 4, 2020 at 09:25 AM

Data in this report are provisional and subject to change.

The numbers in the table below represent the number for whom test results were received by the Department of Health. A person can be tested by more than one laboratory and can have both positive and negative results. **Therefore, the sum of the numbers in each column will be larger than the total number of people tested.**

Reporting lab	Inconclusive	Negative	Positive	Percent positive	Total
QUEST DIAGNOSTICS-OCALA-SE 3RD		1			1
THE HEART HOSPITAL BAYLOR PLANO			1	100%	1
TEXAS DEPARTMENT OF STATE HEALTH SERVICES			1	100%	1
TIEHH BIOTERRORISM RESPONSE LAB			1	100%	1
LATE HOURS URGENT CARE			1	100%	1
BERKSHIRE MEDICAL CENTER			1	100%	1
CAROLINAS HEALTHCARE SYSTEM LAB			1	100%	1
PRIMARY CARE OF THE TREASURE COAST			1	100%	1
PROGENESIS INC			1	100%	1
LAKE MARY KIDS CENTRA CARE			1	100%	1
MEDSTAR HARBOR HOSPITAL			1	100%	1
CLEVELAND CLINIC OHIO LABORATORIES			1	100%	1
MEMORIAL HERMANN CONSOLIDATED LABORATORY SERVICES			1	100%	1
DHEC - S.C PUBLIC HEALTH LAB			1	100%	1
BMC/JACSONVILLE		1			1
TRUMAN MEDICAL CENTER - HOSPITAL HILL			1	100%	1
CENTRA CARE - LAKE NONA			1	100%	1
MEDICAL CLINIC OF HOUSTON			1	100%	1
TAMIAMI LAB MILLENIUM			1	100%	1
TAMPA		1			1
UCLA HEALTHCARE CLINICAL LABS			1	100%	1
STANLY REGIONAL MEDICAL CENTER			1	100%	1
BROOKSVILLE REGIONAL HOSPITAL			1	100%	1
UAB			1	100%	1
TIMPANOGOS REGIONAL HOSPITAL			1	100%	1
HIGHLANDS CLINICAL LABORATORY			1	100%	1
HARLEM HOSPITAL CENTER		1			1
WEST			1	100%	1
WOLFSON (USE BAPTIST)			1	100%	1
SENTARA NORFOLK GENERAL HOSPITAL CENTRAL LAB			1	100%	1
SOUTHWEST FLORIDA DIVISION LAB			1	100%	1
VA OUT PATIENT CENTER			1	100%	1
FLORIDA HOSPITAL KISSIMMEE			1	100%	1
WARD MEMORIAL HOSPITAL		1			1
NAVAL BRANCH MEDICAL CLINIC			1	100%	1
ADVENTIST HINSDALE HOSPITAL LABORATORY			1	100%	1
VERMONT DEPARTMENT OF HEALTH LABORATORY		1			1
ADVENTHEALTH CENTRA CARE APOPKA			1	100%	1
VA HOSPITAL			1	100%	1
AFFILIATED LABORATORIES INC			1	100%	1
ALLIANCE LABORATORY SERVICES			1	100%	1
WEST VIRGINIA UNIVERSITY HOSPITALS			1	100%	1
WEST KENDALL HOSPITAL			1	100%	1
VA GREATER LOS ANGELES HEALTH CARE SYSTEM			1	100%	1
NORTH BROWARD MEDICAL CENTER			1	100%	1
JOHN D. ARCHBOLD MEMORIAL HOSPITAL			1	100%	1
UW HOSPITAL AND CLINICS			1	100%	1

COVID-19: testing by laboratory

Data through Aug 3, 2020 verified as of Aug 4, 2020 at 09:25 AM

Data in this report are provisional and subject to change.

The numbers in the table below represent the number for whom test results were received by the Department of Health. A person can be tested by more than one laboratory and can have both positive and negative results. **Therefore, the sum of the numbers in each column will be larger than the total number of people tested.**

Reporting lab	Inconclusive	Negative	Positive	Percent positive	Total
NOT GIVEN			1	100%	1
NORTHERN WESTCHESTER HOSPITAL LABORATORY		1			1
UNKNOWN - MI			1	100%	1
KANSAS DEPARTMENT OF HEALTH			1	100%	1
BARDMOOR LABORATORY			1	100%	1
EDGAR PRICE FAMILY & CHILDREN HEALTHCARE CENTER			1	100%	1
UC SAN DIEGO HEALTH			1	100%	1
UTMB PATHOLOGY CLINICAL SERVICES LABORATORY			1	100%	1
LABCORP - ORLANDO		1			1
SANFORD SOUTH UNIVERSITY		1			1
US LABORATORIES			1	100%	1
DOCS URGENT CARE			1	100%	1
MEDRITE			1	100%	1
UNIVERSITY OF MISSOURI HEALTH CARE			1	100%	1
PEDIATRIC ASSOCIATES - JACKSONVILLE			1	100%	1
VIRACOR			1	100%	1
HEALTH NETWORK LABORATORIES		1			1
WELLNOW URGENT CARE		1			1
MAGNOLIA ADULT, LLC			1	100%	1
REMISE OCCUPATIONAL HEALTH SOLUTIONS INC			1	100%	1
EXCEL URGENT CARE OF NJ			1	100%	1
LABCORP KANSAS CITY			1	100%	1
MARCO ISLAND HOSPITAL INC D/B/A			1	100%	1
COMPUNET CLINICAL LAB			1	100%	1
THE CHILDREN'S HOSPITAL OF PHILADELPHIA		1			1
YORK HOSPITAL - LABORATORY			1	100%	1
TRINITAS REGIONAL MEDICAL CENTER			1	100%	1
COLORADO DEPARTMENT OF HEALTH LABORATORY SERVICES DIVISION			1	100%	1
SANFORD REGIONAL HOSPITAL WORTHINGTON		1			1
TANNER MEDICAL CENTER EAST AL		1			1
PALM SPRINGS GENERAL HOSPITAL			1	100%	1
DSI LABORATORIES-NAPLES-7TH			1	100%	1
UNIVERSITY HOSPITALS OF CLEVELAND			1	100%	1
WASHINGTON STATE DEPARTMENT OF HEALTH PUBLIC HEALTH LABORATORIES			1	100%	1
CQUENTIA NGS, LLC			1	100%	1
VRL EUROFINIS			1	100%	1
MIDMICHIGAN MEDICAL CENTER			1	100%	1
UNITED HEALTHCARE			1	100%	1
WELLINGTON WEST 100176			1	100%	1
WEST PACIFIC MEDICAL LABORATORY			1	100%	1
MINUTECLINIC DIAGNOSTIC OF TEXAS, LLC		1			1
MEDICAL CENTER ENTERPRISE			1	100%	1
MEDONE URGENT CARE			1	100%	1
DEPARTMENT OF HEALTH AND HUMAN SERVICES DIVISION OF BEHAVIORAL HEALTH		1			1
MARION COUNTY HEALTH DEPARTMENT			1	100%	1
LABCORP-CRYSTAL RIVER			1	100%	1
Lourdes Hospital			1	100%	1

COVID-19: testing by laboratory

Data through Aug 3, 2020 verified as of Aug 4, 2020 at 09:25 AM

Data in this report are provisional and subject to change.

The numbers in the table below represent the number for whom test results were received by the Department of Health. A person can be tested by more than one laboratory and can have both positive and negative results. **Therefore, the sum of the numbers in each column will be larger than the total number of people tested.**

Reporting lab	Inconclusive	Negative	Positive	Percent positive	Total
CELEBRATION HOSPITAL			1	100%	1
NEW YORK STATE ELR - ERIE COUNTY PUBLIC HEALTH CLINICAL		1			1
NEW YORK CITY DEPARTMENT OF HEALTH			1	100%	1
MCH PHYSICIANS GROUP			1	100%	1
CFCH - FROSTPROOF			1	100%	1
HOLY NAME MEDICAL CENTER		1			1
HARDIN MEMORIAL HOSPITAL - HEARTLAND PATHOLOGY CONSULTANTS			1	100%	1
HOUSTON HEALTH DEPARTMENT - BUREAU OF LABORATORY SERVICES			1	100%	1
RIVERSIDE METHODIST HOSPITAL LAB			1	100%	1
INTERMOUNTAIN CENTRAL LAB			1	100%	1
LAKEWOOD RANCH ER 24/7			1	100%	1
FLORIDA HOSPITAL ALTAMONTE			1	100%	1
FHMG_CTR FOR SENIOR HEALTH			1	100%	1
LINCOLN DIAGNOSTIC LAB		1			1
LEGACY LABORATORY			1	100%	1
FORT SANDERS REGIONAL LABORATORY		1			1
CALIFORNIA PUBLIC HEALTH LABORATORY			1	100%	1
ADVANCED LABORATORY SERVICES			1	100%	1
SEMINOLE COUNTY HEALTH DEPARTMENT			1	100%	1
ALLIANCE LABS @LRMC			1	100%	1
QUEST - HOUSTON LAB			1	100%	1
ARKANSAS DEPARTMENT OF HEALTH			1	100%	1
NEW YORK STATE ELR - MONTEFIORE MEDICAL CENTER LABORATORIES - WEILER			1	100%	1
KETTERING MEDICAL CENTER			1	100%	1
KENTUCKY CABINET FOR HEALTH AND FAMILY SERVICES			1	100%	1
ST. MARY MEDICAL CENTER		1			1
SOUTHWEST REGIONAL PCR LABORATORY			1	100%	1
LABCORP - LADY LAKE			1	100%	1
NORTH RIVER FAMILY HEALTH CENTER			1	100%	1
JRS LABORATORY			1	100%	1
MHS LAB		1			1
BIOMERIEUX			1	100%	1
NORTH CAROLINA STATE LABORATORY OF PUBLIC HEALTH, SPECTRUM LAB NETWORK			1	100%	1
PEDIATRIC HEALTHCARE ALLIANCE			1	100%	1
PRISMA HEALTH TUOMEY LABORATORY			1	100%	1
ARNOLD PALMER HOSPITAL LABORATORY			1	100%	1
BAPTIST HEALTH EXPRESS CARE AT KEY BISCAYNE			1	100%	1
PERDIDO URGENT CARE			1	100%	1
BAYCARE MEDICAL GROUP			1	100%	1
BEAUFORT MEMORIAL			1	100%	1
LEGACY LABORATORY SERVICES			1	100%	1
BEAUMONT HOSPITAL, GROSSE POINTE			1	100%	1
NEBRASKA MEDICAL CENTER			1	100%	1
GRAND VIEW HOSPITAL			1	100%	1
HEALTH ALLIANCE			1	100%	1
MARYLAND DEPARTMENT OF HEALTH AND MENTAL HYGIENE			1	100%	1
MD NOW URGENT CARE CENTER INC.			1	100%	1

COVID-19: testing by laboratory

Data through Aug 3, 2020 verified as of Aug 4, 2020 at 09:25 AM

Data in this report are provisional and subject to change.

The numbers in the table below represent the number for whom test results were received by the Department of Health. A person can be tested by more than one laboratory and can have both positive and negative results. **Therefore, the sum of the numbers in each column will be larger than the total number of people tested.**

Reporting lab	Inconclusive	Negative	Positive	Percent positive	Total
BAPTIST HEALTH MEDICAL CENTER			1	100%	1
BASCOM PALMER-MICRO LAB			1	100%	1
MARINA DEL REY HOSPITAL LAB			1	100%	1
DOCTORS CLINICAL LABORATORY, INC			1	100%	1
NOAH CLINICAL LABORATORY			1	100%	1
GENETRAIT LABORATORIES			1	100%	1
EXPRESS GENE MOLECULAR DIAGNOSTICS LABORATORY			1	100%	1
ELMHURST MEMORIAL HOSPITAL			1	100%	1
DERMDX, DIV OF AURORA DIAGNOSTICS/BERNHARDT LAB		1			1
ORMC-ARDEN/EOI			1	100%	1
PATHLINE			1	100%	1
CHARLOTTE CHD PORT CHARLOTTE		1			1
COMMONWEALTH OF MASSACHUSETTS			1	100%	1
ONslow MEMORIAL HOSPITAL LABORATORY		1			1
MEMORIAL HEALTH UNIVERSITY MEDICAL CENTER			1	100%	1
BEAUMONT REFERENCE LABORATORY			1	100%	1
PEACHEALTH LABORATORIES		1			1
MID FLORIDA CLINICAL LABORATORY			1	100%	1
NORTH SHORE HEMATOLOGY-ONCOLOGY ASSOCIATES, PC		1			1
CAROMONT HEALTH			1	100%	1
PHYSICIANS LABORATORY SERVICES			1	100%	1
ACCESS HEALTH CARE			1	100%	1
REFERENCE LABORATORY			1	100%	1
ACCESSLAB		1			1
PIEDMONT HOSPITAL LAB			1	100%	1
APS-SUMMIT CARE PHARMACY, LLC DBA OMNICARE		1			1
MISSOURI DEPARTMENT OF HEALTH AND SENIOR SERVICES - STATE PH LAB		1			1
INDIAN RIVER CLINICAL LABORATORY, INC.		1			1
MERCY HEALTH—MUSKEGON		1			1
NAVAL HOSPITAL OF JACKSONVILLE			1	100%	1
ADVANCED URGENT CARE OF MARATHON			1	100%	1
HELIX DIAGNOSTICS			1	100%	1
FHMG LAKE MARY PEDS			1	100%	1
ECLRS			1	100%	1
FHMG-FLORIDA HOSPITAL MEDICAL GROUP			1	100%	1
HAWAII DEPARTMENT OF HEALTH LAB			1	100%	1
INTERMOUNTAIN MEDICAL CENTER			1	100%	1
JEFFERSON COUNTY HEALTH DEPARTMENT-MONTICELLO		1			1
ST.ELIZABETH HEALTH CENTER	1				1
LABCORP LAFAYETTE		1			1
ST. JOSEPH'S HOSPITAL NORTH			1	100%	1
ACCESS HEALTH CARE PHYSICIANS			1	100%	1
LABCORP SOUTH CHARLESTON			1	100%	1
THE UNIVERSITY OF VERMONT MEDICAL CENTER		1			1
LABCORP - DAYTONA BEACH			1	100%	1
UNIVERSITY OF FLORIDA			1	100%	1
LABCORP - HOLLYWOOD			1	100%	1

COVID-19: testing by laboratory

Data through Aug 3, 2020 verified as of Aug 4, 2020 at 09:25 AM

Data in this report are provisional and subject to change.

The numbers in the table below represent the number for whom test results were received by the Department of Health. A person can be tested by more than one laboratory and can have both positive and negative results. **Therefore, the sum of the numbers in each column will be larger than the total number of people tested.**

Reporting lab	Inconclusive	Negative	Positive	Percent positive	Total
TMH PHYSICIAN PARTNERS - MONTICELLO		1			1
UF KANAPAHA LAB BEAKER		1			1
ST. LUKE'S HOSPITAL - BETHLEHEM CAMPUS		1			1
OSWEGO HOSPITAL LABORATORY		1			1
ST. LUCIE COUNTY HEALTH DEPARTMENT		1			1
BAYLOR ESOTERIC AND MOLECULAR LAB			1	100%	1
BAYLOR COLLEGE OF MEDICINE			1	100%	1
BAYCARE OUTREACH LAB			1	100%	1
AFC URGENT CARE			1	100%	1
ST JOSEPHS CHILDRENS HOSPITAL OUTREACH			1	100%	1
SEA LEVEL LABS			1	100%	1
SUNY AT STONY BROOK			1	100%	1
BAYCARE ALLIANT HOSPITAL			1	100%	1
UNIVERSITY OF KANSAS MEDICAL CENTER			1	100%	1
SUNY UPSTATE MEDICAL UNIVERSITY			1	100%	1
NEW YORK STATE ELR - MERCY MEDICAL CENTER		1			1
LEESBURG FAMILY MEDICINE		1			1
LABCORP HOUSTON			1	100%	1
NEW YORK STATE ELR - ST BARNABAS HOSPITAL		1			1
LOYOLA UNIVERSITY MEDICAL CENTER LABORATORY			1	100%	1
MUNSON MEDICAL CENTER			1	100%	1
MONTEFIORE NYACK HOSPITAL AFFILIATED LABORATORY		1			1
FLORIDA DEPARTMENT OF HEALTH IN MIAMI DADE COUNTY			1	100%	1
GENETIC ASSAYS INC			1	100%	1
MEDICAL ARTS LABORATORY			1	100%	1
UT MEMPHIS UNIVERSITY HEALTH SERVICES			1	100%	1
VALLEY HOSPITAL MEDICAL CENTER		1			1
JOHN HOPKINS MEDICAL LABORATORIES		1			1
JOHNS HOPKINS MEDICAL LABORATORIES			1	100%	1
UNK			1	100%	1
ILLINOIS DEPT OF PUBLIC HEALTH LABS			1	100%	1
WILMINGTON VA MEDICAL CENTER			1	100%	1
HARTFORD HOSPITAL ANCILLARY LAB		1			1
VITAE DIAGNOSTICS			1	100%	1
VIDANT MEDICAL CENTER			1	100%	1
Viracor Eurofins			1	100%	1
BIODORON LABORATORIES			1	100%	1
BAYONET POINT HOSPITAL LAB			1	100%	1
BRISTOL REGINAL MEDICAL CENTER			1	100%	1
OHIO STATE UNIVERSITY MEDICAL CENTER			1	100%	1
CHATSWORTH ASSISTED LIVING COMMUNITY AT PGA NATIONAL			1	100%	1
ONEIDA HEALTHCARE CENTER		1			1
ACL LABORATORIES INDUSTRIAL TOXICOLOGY			1	100%	1
LabCorp L#09258090 M#09258105			1	100%	1
ADVANCED MEDICAL LABORATORIES (AML)			1	100%	1
MINUTECLINIC DIAGNOSTIC OF RHODE ISLAND, LLC #1544		1			1
ROBERT WOOD JOHNSON HOSPITAL			1	100%	1

COVID-19: testing by laboratory

Data through Aug 3, 2020 verified as of Aug 4, 2020 at 09:25 AM

Data in this report are provisional and subject to change.

The numbers in the table below represent the number for whom test results were received by the Department of Health. A person can be tested by more than one laboratory and can have both positive and negative results. **Therefore, the sum of the numbers in each column will be larger than the total number of people tested.**

Reporting lab	Inconclusive	Negative	Positive	Percent positive	Total
HANCOCK REGIONAL HOSPITAL		1			1
TUFTS MEDICAL CENTER			1	100%	1
ST VINCENT'S CHILTON		1			1
NLC LABS			1	100%	1
NORTHSIDE HOSPITAL DULUTH			1	100%	1
SKY RIDGE MEDICAL CENTER - MICRO			1	100%	1
DOCTOR'S WALK-IN CLINIC / QUEST DIAGNOSTICS			1	100%	1
DALLAS MEDICAL CENTER			1	100%	1
NORTHWESTERN MEMORIAL HOSPITAL			1	100%	1
NORTHWEST FL COMM HOSP			1	100%	1
WILLIAM A HINTON STATE LABORATORY INSTITUTE			1	100%	1
RIVIERA BEACH HEALTH CENTER LAB			1	100%	1
CITRUS PARK			1	100%	1
CATHOLIC HEALTH SYSTEM DEPT LABORATORY		1			1
CONEY ISLAND HOSPITAL		1			1
FLORIDA CLINICAL LABORATORY - BIOREFERENCE LABORATORIES			1	100%	1
DELAWARE DIAGNOSTICS LABS			1	100%	1
SPRING HILL REGIONAL HOSPITAL			1	100%	1
BLOOD SYSTEMS LABORATORIES			1	100%	1
BEEBE MEDICAL CENTER LABORATORY		1			1
SCRIPPS CLINIC MEDICAL			1	100%	1
SACRED HEART MEDICAL GROUP			1	100%	1
BLOUNT MEMORIAL HOSPITAL		1			1
SONIC REFERENCE LABORATORY			1	100%	1
OHIO DEPARTMENT OF HEALTH			1	100%	1
SMITH KLINE			1	100%	1
RIVERSIDE MEDICAL GROUP		1			1
JOHNS HOPKINS MEDICAL LABS			1	100%	1
PRORENATA LABS			1	100%	1
PARKWAY REGIONAL MEDICAL CENTER LAB			1	100%	1
FLORIDA DEPARTMENT OF HEALTH PALM BEACH COUNTY			1	100%	1
FLORIDA HOSPITAL LAB			1	100%	1
GIFFORD MEMORIAL HOSPITAL		1			1
PALM BEACH COUNTY HEALTH DEPARTMENT LABORATORY			1	100%	1
Total	22,408	4,305,309	630,093	13%	4,957,810