

# COVID-19: summary of persons being monitored, persons tested, and cases

Data through Jul 25, 2020 verified as of Jul 26, 2020 at 09:25 AM

Data in this report are provisional and subject to change.

Monitored persons: people the Florida Department of Health was notified of for possible monitoring because they are a contact of a case, traveled from China, or were identified by the Centers for Disease Control and Prevention (CDC) as a part of an airline/ship contact investigation

|  |                |
|--|----------------|
| <b>Total reports</b>                           | <b>128,889</b> |
| Total persons of high, medium, or unknown risk | 125,208        |
| High/medium/unknown risk still being monitored | 13,990         |

Persons tested: Includes PCR and antigen test results received by the Department of Health from the state public health laboratory (BPHL), as well as commercial and hospital laboratories

|                     |                  |
|---------------------|------------------|
| <b>Total tested</b> | <b>3,391,133</b> |
| Positive            | 423,855          |
| Negative            | 2,962,648        |
| Inconclusive        | 4,630            |
| Awaiting testing    | 2,871            |

Cases: people with positive PCR or antigen test result

|                       |                |
|-----------------------|----------------|
| <b>Total cases</b>    | <b>423,855</b> |
| Florida residents     | 418,844        |
| Non-Florida residents | 5,011          |

|                                     |         |
|-------------------------------------|---------|
| <b>Type of testing</b>              |         |
| Florida residents                   | 418,844 |
| Positive by BPHL/CDC                | 14,286  |
| Positive by commercial/hospital lab | 404,558 |
| Non-Florida residents               | 5,011   |
| Positive by BPHL/CDC                | 193     |
| Positive by commercial/hospital lab | 4,818   |

|  |        |
|--|--------|
| <b>Characteristics</b>                 |        |
| Florida residents hospitalized         | 24,064 |
| Florida resident deaths                | 5,854  |
| Change in deaths since previous report | +77    |
| Non-Florida resident deaths            | 118    |

Hospitalized counts include anyone who was hospitalized at some point during their illness. It does not reflect the number of people currently hospitalized.

More information on deaths identified through death certificate data is available on the National Center for Health Statistics website at [www.cdc.gov/nchs/nvss/vsrr/COVID19/index.htm](http://www.cdc.gov/nchs/nvss/vsrr/COVID19/index.htm).

|   |         |
|---|---------|
| <b>Risk factors for Florida residents</b> |         |
| Traveled                                  | 3,382   |
| Contact with a known case                 | 108,989 |
| Traveled and contact with a known case    | 3,359   |
| Neither                                   | 303,114 |
| No travel and no contact                  | 40,751  |
| Travel is unknown                         | 218,120 |
| Contact is unknown                        | 70,459  |
| Contact is pending                        | 185,783 |

Travel can be unknown and contact can be unknown or pending for the same case, these numbers will sum to more than the "neither" total.

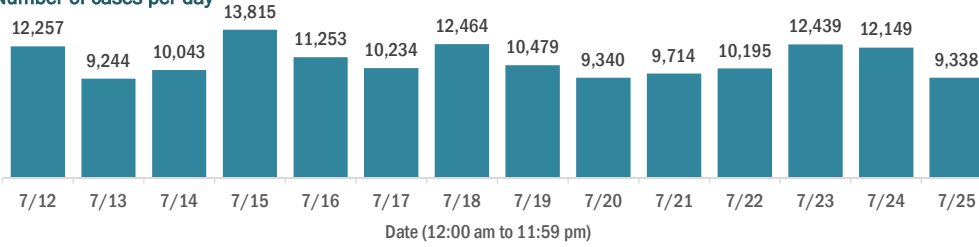
# COVID-19: cases and laboratory testing over time

Data through Jul 25, 2020 verified as of Jul 26, 2020 at 09:25 AM

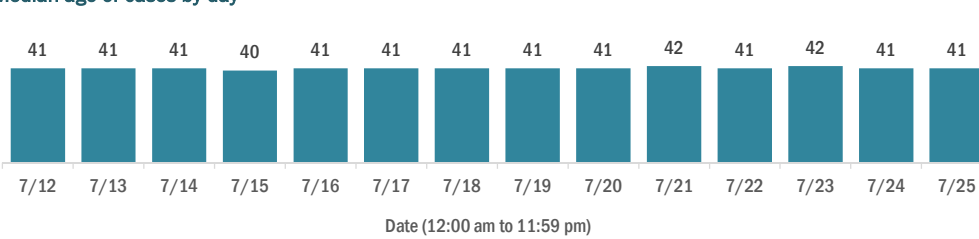
Data in this report are provisional and subject to change.

## Cases in Florida residents per day for the past 2 weeks

Number of cases per day



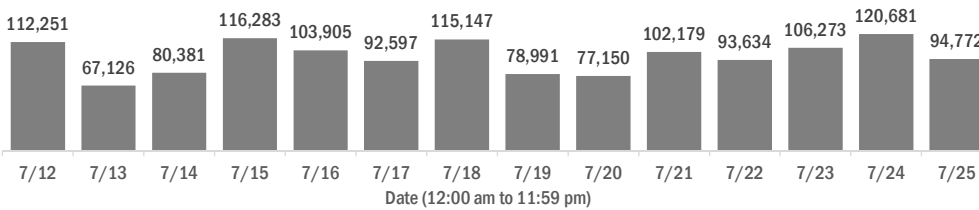
Median age of cases by day



## Laboratory testing for Florida residents and non-Florida residents over the past 2 weeks

Number of people tested per day

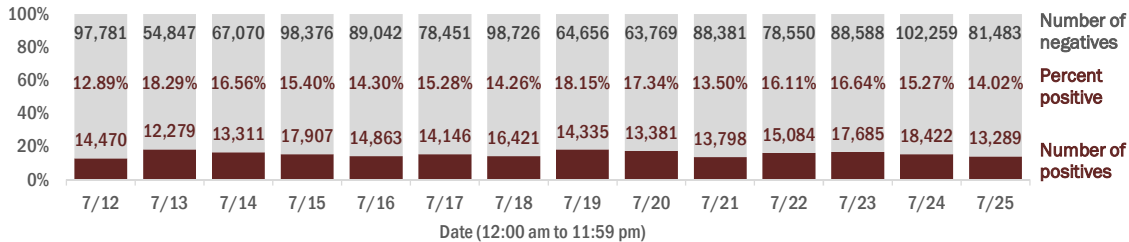
These counts include the number of people for whom the department received PCR or antigen laboratory results by day. People tested on multiple days will be included for each day a new result was received. A person is only counted once for each day they are tested, regardless of whether multiple specimens are tested or multiple results are received.



Number and percent of positive labs

The percent of positive results ranged from 12.89% to 18.29% over the past 2 weeks and was 14.02% yesterday.

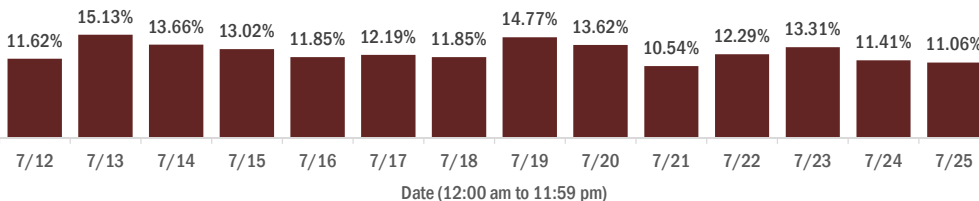
These counts include the number of people for whom the department received PCR or antigen laboratory results by day. People tested on multiple days will be included for each day a new result was received. A person is only counted once for each day they are tested, regardless of whether multiple specimens are tested or multiple results are received. If a person has a positive specimen and a negative specimen in the same day, only the positive result is counted.



Percent positivity for new cases

The percent of positive results ranged from 10.54% to 15.13% over the past 2 weeks and was 11.06% yesterday.

This percent is the number of people who test PCR- or antigen-positive for the first time divided by all the people tested that day, excluding people who have previously tested positive.



# COVID-19: characteristics of 418,844 Florida resident cases

Data through Jul 25, 2020 verified as of Jul 26, 2020 at 09:25 AM

Data in this report are provisional and subject to change.

| Age group    | Cases          | Hospitalizations | Deaths       |
|--------------|----------------|------------------|--------------|
| 0-4 years    | 7,001   2%     | 132   1%         | 0   0%       |
| 5-14 years   | 15,759   4%    | 99   0%          | 3   0%       |
| 15-24 years  | 65,134   16%   | 589   2%         | 15   0%      |
| 25-34 years  | 83,001   20%   | 1,477   6%       | 40   1%      |
| 35-44 years  | 68,967   16%   | 2,197   9%       | 125   2%     |
| 45-54 years  | 66,397   16%   | 3,164   13%      | 247   4%     |
| 55-64 years  | 53,068   13%   | 4,278   18%      | 578   10%    |
| 65-74 years  | 30,738   7%    | 4,631   19%      | 1,196   20%  |
| 75-84 years  | 17,717   4%    | 4,278   18%      | 1,650   28%  |
| 85+ years    | 10,296   2%    | 3,219   13%      | 2,000   34%  |
| Unknown      | 766   0%       | 0   0%           | 0   0%       |
| <b>Total</b> | <b>418,844</b> | <b>24,064</b>    | <b>5,854</b> |

| Gender       | Cases          |
|--------------|----------------|
| Female       | 213,942   51%  |
| Male         | 201,615   48%  |
| Unknown      | 3,287   1%     |
| <b>Total</b> | <b>418,844</b> |

| Ethnicity    | Cases          | Hospitalizations | Deaths       |
|--------------|----------------|------------------|--------------|
| Hispanic     | 105,004   25%  | 7,711   32%      | 1,452   25%  |
| Non-Hispanic | 134,875   32%  | 14,788   61%     | 3,866   66%  |
| Unknown      | 178,965   43%  | 1,565   7%       | 536   9%     |
| <b>Total</b> | <b>418,844</b> | <b>24,064</b>    | <b>5,854</b> |

| Race and ethnicity | Cases          | Hospitalizations | Deaths       |
|--------------------|----------------|------------------|--------------|
| White              | 157,029   37%  | 14,317   59%     | 3,887   66%  |
| Hispanic           | 69,298   17%   | 5,529   23%      | 1,137   19%  |
| Non-Hispanic       | 71,357   17%   | 8,214   34%      | 2,533   43%  |
| Unknown            | 16,374   4%    | 574   2%         | 217   4%     |
| Black              | 61,585   15%   | 6,060   25%      | 1,226   21%  |
| Hispanic           | 2,844   1%     | 286   1%         | 37   1%      |
| Non-Hispanic       | 49,983   12%   | 5,584   23%      | 1,134   19%  |
| Unknown            | 8,758   2%     | 190   1%         | 55   1%      |
| Other race         | 40,430   10%   | 2,791   12%      | 462   8%     |
| Hispanic           | 20,298   5%    | 1,714   7%       | 235   4%     |
| Non-Hispanic       | 10,620   3%    | 913   4%         | 175   3%     |
| Unknown            | 9,512   2%     | 164   1%         | 52   1%      |
| Unknown race       | 159,800   38%  | 896   4%         | 279   5%     |
| Hispanic           | 12,564   3%    | 182   1%         | 43   1%      |
| Non-Hispanic       | 2,915   1%     | 77   0%          | 24   0%      |
| Unknown            | 144,321   34%  | 637   3%         | 212   4%     |
| <b>Total</b>       | <b>418,844</b> | <b>24,064</b>    | <b>5,854</b> |

**Hospitalization** counts include anyone who was hospitalized at some point during their illness. It does not reflect the number of people currently hospitalized. **Other race** includes any person with a race of American Indian/Alaskan native, Asian, native Hawaiian/Pacific Islander, or other.

# COVID-19: deaths in Florida residents and staff of long-term care facilities

Data through Jul 25, 2020 verified as of Jul 26, 2020 at 09:25 AM

Data in this report are provisional and subject to change.

For current cases in residents or staff of long-term care facilities, please visit: <https://floridahealthcovid19.gov/>

| County       | Deaths |     | County       | Deaths |    | County       | Deaths       |    |
|--------------|--------|-----|--------------|--------|----|--------------|--------------|----|
| Dade         | 592    | 22% | Indian River | 19     | 1% | Citrus       | 2            | 0% |
| Palm Beach   | 309    | 12% | Hendry       | 18     | 1% | Santa Rosa   | 2            | 0% |
| Pinellas     | 256    | 10% | Jackson      | 15     | 1% | St. Johns    | 2            | 0% |
| Broward      | 198    | 7%  | Marion       | 15     | 1% | Bay          | 1            | 0% |
| Lee          | 153    | 6%  | Washington   | 12     | 0% | Desoto       | 1            | 0% |
| Hillsborough | 150    | 6%  | Alachua      | 11     | 0% | Hardee       | 1            | 0% |
| Polk         | 120    | 4%  | Hernando     | 11     | 0% | Holmes       | 1            | 0% |
| Manatee      | 92     | 3%  | Osceola      | 11     | 0% | Levy         | 1            | 0% |
| Sarasota     | 71     | 3%  | Walton       | 11     | 0% | Monroe       | 1            | 0% |
| Duval        | 60     | 2%  | Lake         | 9      | 0% | Nassau       | 1            | 0% |
| Volusia      | 59     | 2%  | Okaloosa     | 9      | 0% | Okeechobee   | 1            | 0% |
| Charlotte    | 52     | 2%  | Gadsden      | 7      | 0% | Taylor       | 1            | 0% |
| St. Lucie    | 52     | 2%  | Calhoun      | 6      | 0% | <b>Total</b> | <b>2,667</b> |    |
| Escambia     | 50     | 2%  | Leon         | 5      | 0% |              |              |    |
| Collier      | 49     | 2%  | Columbia     | 4      | 0% |              |              |    |
| Seminole     | 39     | 1%  | Jefferson    | 4      | 0% |              |              |    |
| Martin       | 34     | 1%  | Madison      | 4      | 0% |              |              |    |
| Clay         | 28     | 1%  | Putnam       | 4      | 0% |              |              |    |
| Pasco        | 28     | 1%  | Sumter       | 4      | 0% |              |              |    |
| Orange       | 26     | 1%  | Baker        | 3      | 0% |              |              |    |
| Brevard      | 25     | 1%  | Highlands    | 3      | 0% |              |              |    |
| Suwannee     | 22     | 1%  | Bradford     | 2      | 0% |              |              |    |

**Note:** cases are summarized by the county of usual residence. Residents and staff may be cases associated with facilities that are not in their county of usual residence, resulting in cases being included below for counties that do not have facilities with known cases.

# COVID-19: characteristics of 423,855 cases

Data through Jul 25, 2020 verified as of Jul 26, 2020 at 09:25 AM

Data in this report are provisional and subject to change.

Tables below include cases in Florida residents and non-Florida residents.

All 67 Florida counties have cases:

| County       | FL resident cases |     | Non-FL resident cases | Total cases    | FL resident deaths | FL death rate |
|--------------|-------------------|-----|-----------------------|----------------|--------------------|---------------|
| Dade         | 103,886           | 25% | 869                   | 104,755        | 1,388              | 1.3%          |
| Broward      | 48,868            | 12% | 482                   | 49,350         | 605                | 1.2%          |
| Palm Beach   | 30,043            | 7%  | 282                   | 30,325         | 755                | 2.5%          |
| Hillsborough | 26,957            | 6%  | 120                   | 27,077         | 295                | 1.1%          |
| Orange       | 26,615            | 6%  | 365                   | 26,980         | 173                | 0.7%          |
| Duval        | 19,545            | 5%  | 208                   | 19,753         | 139                | 0.7%          |
| Pinellas     | 15,034            | 4%  | 113                   | 15,147         | 373                | 2.5%          |
| Lee          | 14,142            | 3%  | 273                   | 14,415         | 258                | 1.8%          |
| Polk         | 11,384            | 3%  | 39                    | 11,423         | 217                | 1.9%          |
| Collier      | 8,694             | 2%  | 101                   | 8,795          | 117                | 1.3%          |
| Manatee      | 7,774             | 2%  | 85                    | 7,859          | 154                | 2.0%          |
| Osceola      | 7,534             | 2%  | 80                    | 7,614          | 51                 | 0.7%          |
| Escambia     | 6,236             | 1%  | 782                   | 7,018          | 80                 | 1.3%          |
| Volusia      | 6,193             | 1%  | 47                    | 6,240          | 99                 | 1.6%          |
| Seminole     | 6,010             | 1%  | 24                    | 6,034          | 66                 | 1.1%          |
| Pasco        | 5,775             | 1%  | 28                    | 5,803          | 69                 | 1.2%          |
| Sarasota     | 5,051             | 1%  | 52                    | 5,103          | 113                | 2.2%          |
| Brevard      | 4,946             | 1%  | 20                    | 4,966          | 64                 | 1.3%          |
| St. Lucie    | 4,381             | 1%  | 20                    | 4,401          | 97                 | 2.2%          |
| Lake         | 4,058             | 1%  | 32                    | 4,090          | 39                 | 1.0%          |
| Leon         | 3,692             | 1%  | 68                    | 3,760          | 13                 | 0.4%          |
| Marion       | 3,417             | 1%  | 9                     | 3,426          | 49                 | 1.4%          |
| Martin       | 3,399             | 1%  | 21                    | 3,420          | 64                 | 1.9%          |
| Alachua      | 3,097             | 1%  | 47                    | 3,144          | 20                 | 0.6%          |
| Bay          | 2,914             | 1%  | 58                    | 2,972          | 15                 | 0.5%          |
| St. Johns    | 2,900             | 1%  | 29                    | 2,929          | 19                 | 0.7%          |
| Clay         | 2,529             | 1%  | 9                     | 2,538          | 47                 | 1.9%          |
| Santa Rosa   | 2,490             | 1%  | 17                    | 2,507          | 19                 | 0.8%          |
| Okaloosa     | 2,343             | 1%  | 25                    | 2,368          | 20                 | 0.9%          |
| Columbia     | 2,115             | 1%  | 7                     | 2,122          | 10                 | 0.5%          |
| Indian River | 1,961             | 0%  | 13                    | 1,974          | 35                 | 1.8%          |
| Charlotte    | 1,677             | 0%  | 6                     | 1,683          | 82                 | 4.9%          |
| Hendry       | 1,512             | 0%  |                       | 1,512          | 33                 | 2.2%          |
| Hernando     | 1,440             | 0%  | 14                    | 1,454          | 22                 | 1.5%          |
| Jackson      | 1,252             | 0%  | 14                    | 1,266          | 18                 | 1.4%          |
| Gadsden      | 1,181             | 0%  | 7                     | 1,188          | 13                 | 1.1%          |
| Desoto       | 1,171             | 0%  | 1                     | 1,172          | 14                 | 1.2%          |
| Putnam       | 1,169             | 0%  |                       | 1,169          | 13                 | 1.1%          |
| Monroe       | 1,100             | 0%  | 26                    | 1,126          | 6                  | 0.5%          |
| Citrus       | 1,081             | 0%  | 2                     | 1,083          | 20                 | 1.9%          |
| Walton       | 964               | 0%  | 93                    | 1,057          | 12                 | 1.2%          |
| Highlands    | 1,035             | 0%  | 4                     | 1,039          | 22                 | 2.1%          |
| Suwannee     | 996               | 0%  | 17                    | 1,013          | 27                 | 2.7%          |
| Sumter       | 984               | 0%  | 8                     | 992            | 25                 | 2.5%          |
| Nassau       | 895               | 0%  | 46                    | 941            | 8                  | 0.9%          |
| Okeechobee   | 808               | 0%  | 4                     | 812            | 2                  | 0.2%          |
| Flagler      | 792               | 0%  | 9                     | 801            | 8                  | 1.0%          |
| Hardee       | 775               | 0%  | 6                     | 781            | 5                  | 0.6%          |
| Hamilton     | 552               | 0%  | 5                     | 557            | 2                  | 0.4%          |
| Madison      | 517               | 0%  | 9                     | 526            | 6                  | 1.2%          |
| Wakulla      | 503               | 0%  | 4                     | 507            | 1                  | 0.2%          |
| Unknown      | 113               | 0%  | 376                   | 489            |                    |               |
| Levy         | 459               | 0%  | 3                     | 462            | 2                  | 0.4%          |
| Washington   | 428               | 0%  | 5                     | 433            | 13                 | 3.0%          |
| Glades       | 385               | 0%  |                       | 385            | 3                  | 0.8%          |
| Holmes       | 366               | 0%  | 9                     | 375            | 1                  | 0.3%          |
| Liberty      | 335               | 0%  |                       | 335            | 2                  | 0.6%          |
| Gilchrist    | 308               | 0%  |                       | 308            |                    |               |
| Baker        | 300               | 0%  |                       | 300            | 4                  | 1.3%          |
| Taylor       | 263               | 0%  | 3                     | 266            | 3                  | 1.1%          |
| Calhoun      | 254               | 0%  |                       | 254            | 7                  | 2.8%          |
| Gulf         | 232               | 0%  | 9                     | 241            |                    |               |
| Bradford     | 233               | 0%  |                       | 233            | 3                  | 1.3%          |
| Dixie        | 230               | 0%  |                       | 230            | 4                  | 1.7%          |
| Union        | 212               | 0%  |                       | 212            | 4                  | 1.9%          |
| Jefferson    | 170               | 0%  | 4                     | 174            | 5                  | 2.9%          |
| Franklin     | 86                | 0%  | 2                     | 88             | 1                  | 1.2%          |
| Lafayette    | 83                | 0%  |                       | 83             |                    |               |
| <b>Total</b> | <b>418,844</b>    |     | <b>5,011</b>          | <b>423,855</b> | <b>5,854</b>       | <b>1.4%</b>   |

# COVID-19: characteristics of 418,844 Florida resident cases

Data through Jul 25, 2020 verified as of Jul 26, 2020 at 09:25 AM

Data in this report are provisional and subject to change.

The table below includes the cities and counties of residence for cases in Florida residents based on the patient's ZIP Code. Note that city is not always received as part of the initial notification and may be missing while the case is being investigated.

| City and county             | Cases  |
|-----------------------------|--------|
| Miami, Dade                 | 64,874 |
| Orlando, Orange             | 20,366 |
| Jacksonville, Duval         | 18,210 |
| Tampa, Hillsborough         | 16,407 |
| Hialeah, Dade               | 14,811 |
| Fort Lauderdale, Broward    | 11,233 |
| Hollywood, Broward          | 9,564  |
| West Palm Beach, Palm Beach | 7,516  |
| Homestead, Dade             | 7,132  |
| Saint Petersburg, Pinellas  | 6,395  |
| Kissimmee, Osceola          | 6,161  |
| Naples, Collier             | 6,139  |
| Fort Myers, Lee             | 5,931  |
| Pompano Beach, Broward      | 5,817  |
| Pensacola, Escambia         | 5,468  |
| Bradenton, Manatee          | 5,310  |
| Lake Worth, Palm Beach      | 4,195  |
| Boca Raton, Palm Beach      | 3,944  |
| Sarasota, Sarasota          | 3,838  |
| Tallahassee, Leon           | 3,606  |
| Lakeland, Polk              | 3,495  |
| Cape Coral, Lee             | 3,216  |
| Miramar, Broward            | 2,984  |
| Miami Beach, Dade           | 2,956  |
| Clearwater, Pinellas        | 2,951  |
| Lehigh Acres, Lee           | 2,834  |
| Miami Gardens, Dade         | 2,720  |
| Boynton Beach, Palm Beach   | 2,637  |
| Port Saint Lucie, St. Lucie | 2,596  |
| Ocala, Marion               | 2,548  |
| Gainesville, Alachua        | 2,534  |
| Winter Haven, Polk          | 2,352  |
| Panama City, Bay            | 2,075  |
| Delray Beach, Palm Beach    | 2,054  |
| Coral Springs, Broward      | 2,051  |
| Lake City, Columbia         | 2,045  |
| Opa Locka, Dade             | 2,030  |
| Immokalee, Collier          | 2,007  |
| Brandon, Hillsborough       | 1,886  |
| Doral, Dade                 | 1,700  |
| Sunrise, Broward            | 1,683  |
| Davie, Broward              | 1,676  |
| Stuart, Martin              | 1,673  |
| Riverview, Hillsborough     | 1,659  |
| Fort Pierce, St. Lucie      | 1,620  |
| Apopka, Orange              | 1,601  |
| Plant City, Hillsborough    | 1,596  |
| North Miami Beach, Dade     | 1,573  |
| Largo, Pinellas             | 1,559  |
| Missing, Broward            | 1,550  |
| Saint Augustine, St. Johns  | 1,484  |
| Melbourne, Brevard          | 1,469  |
| Jupiter, Palm Beach         | 1,446  |
| Sanford, Seminole           | 1,422  |
| Deerfield Beach, Broward    | 1,417  |
| New Port Richey, Pasco      | 1,345  |
| Vero Beach, Indian River    | 1,323  |
| Plantation, Broward         | 1,319  |

# COVID-19: characteristics of 418,844 Florida resident cases

Data through Jul 25, 2020 verified as of Jul 26, 2020 at 09:25 AM

Data in this report are provisional and subject to change.

The table below includes the cities and counties of residence for cases in Florida residents based on the patient's ZIP Code. Note that city is not always received as part of the initial notification and may be missing while the case is being investigated.

| City and county                | Cases |
|--------------------------------|-------|
| Daytona Beach, Volusia         | 1,313 |
| Lake Worth Beach, Palm Beach   | 1,313 |
| Tamarac, Broward               | 1,300 |
| Deltona, Volusia               | 1,209 |
| Orange Park, Clay              | 1,190 |
| Palmetto, Manatee              | 1,188 |
| Milton, Santa Rosa             | 1,167 |
| Saint Cloud, Osceola           | 1,163 |
| Margate, Broward               | 1,049 |
| Clermont, Lake                 | 1,031 |
| Arcadia, Desoto                | 1,030 |
| Palm Bay, Brevard              | 1,026 |
| Winter Park, Orange            | 1,023 |
| Winter Garden, Orange          | 1,006 |
| Deland, Volusia                | 999   |
| Palm Beach Gardens, Palm Beach | 996   |
| Altamonte Springs, Seminole    | 989   |
| Royal Palm Beach, Palm Beach   | 988   |
| North Lauderdale, Broward      | 986   |
| Bonita Springs, Lee            | 957   |
| North Miami, Dade              | 947   |
| Hallandale, Broward            | 945   |
| Oviedo, Seminole               | 943   |
| Weston, Broward                | 940   |
| Davenport, Polk                | 928   |
| Ocoee, Orange                  | 900   |
| Coconut Creek, Broward         | 898   |
| Indiantown, Martin             | 876   |
| Haines City, Polk              | 873   |
| Port Charlotte, Charlotte      | 868   |
| Land O Lakes, Pasco            | 854   |
| Coral Gables, Dade             | 847   |
| Live Oak, Suwannee             | 829   |
| Palm Harbor, Pinellas          | 828   |
| Fort Walton Beach, Okaloosa    | 820   |
| Spring Hill, Hernando          | 800   |
| Oakland Park, Broward          | 800   |
| Wesley Chapel, Pasco           | 799   |
| Wellington, Palm Beach         | 789   |
| Florida City, Dade             | 788   |
| Ruskin, Hillsborough           | 775   |
| Okeechobee, Okeechobee         | 773   |
| Clewiston, Hendry              | 772   |
| Pinellas Park, Pinellas        | 765   |
| Quincy, Gadsden                | 740   |
| Belle Glade, Palm Beach        | 737   |
| Longwood, Seminole             | 736   |
| Lutz, Hillsborough             | 719   |
| Seminole, Pinellas             | 718   |
| Valrico, Hillsborough          | 704   |
| Pembroke Pines, Broward        | 651   |
| Windermere, Orange             | 645   |
| Wimauma, Hillsborough          | 625   |
| Leesburg, Lake                 | 620   |
| Casselberry, Seminole          | 617   |
| Punta Gorda, Charlotte         | 617   |
| Jacksonville Beach, Duval      | 616   |
| Missing, Palm Beach            | 601   |
| Bartow, Polk                   | 594   |

# COVID-19: characteristics of 418,844 Florida resident cases

Data through Jul 25, 2020 verified as of Jul 26, 2020 at 09:25 AM

Data in this report are provisional and subject to change.

The table below includes the cities and counties of residence for cases in Florida residents based on the patient's ZIP Code. Note that city is not always received as part of the initial notification and may be missing while the case is being investigated.

| City and county              | Cases |
|------------------------------|-------|
| Palatka, Putnam              | 576   |
| Palm Coast, Flagler          | 572   |
| Aventura, Dade               | 570   |
| Miami Lakes, Dade            | 554   |
| Ormond Beach, Volusia        | 543   |
| Lake Mary, Seminole          | 543   |
| Tavares, Lake                | 533   |
| Cocoa, Brevard               | 533   |
| Labelle, Hendry              | 528   |
| Middleburg, Clay             | 514   |
| Cantonment, Escambia         | 511   |
| Zephyrhills, Pasco           | 502   |
| Kissimmee, Polk              | 499   |
| North Port, Sarasota         | 494   |
| Key West, Monroe             | 490   |
| Brooksville, Hernando        | 486   |
| Hudson, Pasco                | 485   |
| Crestview, Okaloosa          | 482   |
| Winter Springs, Seminole     | 481   |
| North Fort Myers, Lee        | 479   |
| Port Richey, Pasco           | 476   |
| Missing, Dade                | 465   |
| Sebring, Highlands           | 465   |
| Maitland, Orange             | 454   |
| Gulf Breeze, Santa Rosa      | 454   |
| Auburndale, Polk             | 452   |
| Loxahatchee, Palm Beach      | 452   |
| Dade City, Pasco             | 447   |
| Crawfordville, Wakulla       | 438   |
| Marianna, Jackson            | 435   |
| Tarpon Springs, Pinellas     | 427   |
| Seffner, Hillsborough        | 423   |
| Mulberry, Polk               | 418   |
| Lake Wales, Polk             | 407   |
| Port Orange, Volusia         | 406   |
| Ponte Vedra Beach, St. Johns | 406   |
| Venice, Sarasota             | 399   |
| Riviera Beach, Palm Beach    | 398   |
| Sarasota, Manatee            | 397   |
| Cooper City, Broward         | 395   |
| Orange City, Volusia         | 388   |
| Saint Johns, St. Johns       | 387   |
| Fernandina Beach, Nassau     | 385   |
| Jasper, Hamilton             | 384   |
| Holiday, Pasco               | 383   |
| South Bay, Palm Beach        | 381   |
| Dunedin, Pinellas            | 380   |
| Wauchula, Hardee             | 378   |
| Missing, Collier             | 370   |
| South Miami, Dade            | 368   |
| Pahokee, Palm Beach          | 364   |
| Navarre, Santa Rosa          | 363   |
| Moore Haven, Glades          | 361   |
| Panama City Beach, Bay       | 359   |
| Destin, Okaloosa             | 359   |
| Merritt Island, Brevard      | 355   |
| Green Cove Springs, Clay     | 354   |
| Dania, Broward               | 351   |
| Parrish, Manatee             | 348   |



# COVID-19: characteristics of 418,844 Florida resident cases

Data through Jul 25, 2020 verified as of Jul 26, 2020 at 09:25 AM

Data in this report are provisional and subject to change.

The table below includes the cities and counties of residence for cases in Florida residents based on the patient's ZIP Code. Note that city is not always received as part of the initial notification and may be missing while the case is being investigated.

| City and county               | Cases |
|-------------------------------|-------|
| Palm City, Martin             | 346   |
| Eustis, Lake                  | 342   |
| Fellsmere, Indian River       | 341   |
| Fleming Island, Clay          | 338   |
| The Villages, Sumter          | 336   |
| Defuniak Springs, Walton      | 336   |
| Dover, Hillsborough           | 331   |
| Pinecrest, Dade               | 330   |
| Santa Rosa Beach, Walton      | 330   |
| Rockledge, Brevard            | 329   |
| Avon Park, Highlands          | 328   |
| Missing, Hillsborough         | 327   |
| Lantana, Palm Beach           | 325   |
| Gibsonton, Hillsborough       | 320   |
| Titusville, Brevard           | 320   |
| Madison, Madison              | 317   |
| Odessa, Hillsborough          | 316   |
| Graceville, Jackson           | 314   |
| Estero, Lee                   | 310   |
| ChIPLEY, Washington           | 298   |
| Bonifay, Holmes               | 297   |
| New Smyrna Beach, Volusia     | 294   |
| Lynn Haven, Bay               | 293   |
| Bristol, Liberty              | 291   |
| Polk City, Polk               | 288   |
| Inverness, Citrus             | 286   |
| Atlantic Beach, Duval         | 282   |
| Groveland, Lake               | 280   |
| Key Biscayne, Dade            | 277   |
| Lauderdale Lakes, Broward     | 274   |
| Missing, Duval                | 271   |
| Parkland, Broward             | 271   |
| Mount Dora, Lake              | 263   |
| Crescent City, Putnam         | 261   |
| Lauderhill, Broward           | 259   |
| Debarry, Volusia              | 254   |
| Oldsmar, Pinellas             | 253   |
| Niceville, Okaloosa           | 252   |
| Missing, Orange               | 237   |
| Hobe Sound, Martin            | 230   |
| North Palm Beach, Palm Beach  | 227   |
| Apollo Beach, Hillsborough    | 227   |
| Wilton Manors, Broward        | 225   |
| Frostproof, Polk              | 222   |
| Perry, Taylor                 | 220   |
| Missing, Pasco                | 219   |
| Palm Springs, Palm Beach      | 218   |
| Pace, Santa Rosa              | 218   |
| Lithia, Hillsborough          | 217   |
| Sun City Center, Hillsborough | 212   |
| Fort Meade, Polk              | 211   |
| Ellenton, Manatee             | 209   |
| Sneads, Jackson               | 204   |
| Ponte Vedra, St. Johns        | 202   |
| Missing, Santa Rosa           | 200   |
| Bushnell, Sumter              | 199   |
| Sebastian, Indian River       | 196   |
| Alachua, Alachua              | 195   |
| Safety Harbor, Pinellas       | 194   |

# COVID-19: characteristics of 418,844 Florida resident cases

Data through Jul 25, 2020 verified as of Jul 26, 2020 at 09:25 AM

Data in this report are provisional and subject to change.

The table below includes the cities and counties of residence for cases in Florida residents based on the patient's ZIP Code. Note that city is not always received as part of the initial notification and may be missing while the case is being investigated.

| City and county            | Cases |
|----------------------------|-------|
| Yulee, Nassau              | 194   |
| Trenton, Gilchrist         | 194   |
| Summerfield, Marion        | 188   |
| Missing, St. Johns         | 183   |
| Missing, Polk              | 180   |
| Missing, Hendry            | 178   |
| Maccleddy, Baker           | 175   |
| Palmetto Bay, Dade         | 169   |
| Key Largo, Monroe          | 167   |
| Belleview, Marion          | 165   |
| Jensen Beach, Martin       | 164   |
| Starke, Bradford           | 160   |
| Wildwood, Sumter           | 159   |
| Missing, Hardee            | 158   |
| Crystal River, Citrus      | 155   |
| Missing, St. Lucie         | 154   |
| Chiefland, Levy            | 154   |
| Missing, Lee               | 153   |
| Mascotte, Lake             | 148   |
| Lady Lake, Lake            | 146   |
| Williston, Levy            | 146   |
| Jacksonville, St. Johns    | 146   |
| Bowling Green, Hardee      | 145   |
| Homosassa, Citrus          | 144   |
| Blountstown, Calhoun       | 143   |
| Missing, Marion            | 143   |
| Missing, Citrus            | 141   |
| Missing, Volusia           | 141   |
| Edgewater, Volusia         | 141   |
| Monticello, Jefferson      | 139   |
| Callahan, Nassau           | 136   |
| Lake Placid, Highlands     | 133   |
| Newberry, Alachua          | 133   |
| Shalimar, Okaloosa         | 131   |
| Havana, Gadsden            | 129   |
| Cocoa Beach, Brevard       | 129   |
| Old Town, Dixie            | 128   |
| Mary Esther, Okaloosa      | 128   |
| Thonotosassa, Hillsborough | 125   |
| Myakka City, Manatee       | 124   |
| Neptune Beach, Duval       | 123   |
| Lake Alfred, Polk          | 123   |
| Port Saint Joe, Gulf       | 123   |
| Missing, Desoto            | 122   |
| Marathon, Monroe           | 122   |
| Dunnellon, Marion          | 121   |
| Satellite Beach, Brevard   | 120   |
| Missing, Brevard           | 120   |
| Missing, Osceola           | 119   |
| Jennings, Hamilton         | 119   |
| Missing, Madison           | 119   |
| Freeport, Walton           | 118   |
| Southwest Ranches, Broward | 117   |
| Clearwater Beach, Pinellas | 116   |
| Minneola, Lake             | 116   |
| Lake Butler, Union         | 112   |
| Nokomis, Sarasota          | 112   |
| Pierson, Volusia           | 109   |
| Medley, Dade               | 107   |

# COVID-19: characteristics of 418,844 Florida resident cases

Data through Jul 25, 2020 verified as of Jul 26, 2020 at 09:25 AM

Data in this report are provisional and subject to change.

The table below includes the cities and counties of residence for cases in Florida residents based on the patient's ZIP Code. Note that city is not always received as part of the initial notification and may be missing while the case is being investigated.

| City and county          | Cases |
|--------------------------|-------|
| Carol City, Dade         | 106   |
| Sorrento, Lake           | 106   |
| Spring Hill, Pasco       | 105   |
| Holly Hill, Volusia      | 104   |
| Missing, Martin          | 102   |
| Chattahoochee, Gadsden   | 99    |
| Englewood, Charlotte     | 99    |
| Hilliard, Nassau         | 97    |
| Missing, Highlands       | 97    |
| West Melbourne, Brevard  | 96    |
| Tavernier, Monroe        | 94    |
| Missing, Hernando        | 93    |
| Missing, Indian River    | 92    |
| Lake Park, Palm Beach    | 92    |
| Bunnell, Flagler         | 92    |
| De Leon Springs, Volusia | 92    |
| Marco Island, Collier    | 89    |
| Lecanto, Citrus          | 89    |
| Gulfport, Pinellas       | 88    |
| Alva, Lee                | 84    |
| Midway, Gadsden          | 83    |
| Bell, Gilchrist          | 83    |
| Zolfo Springs, Hardee    | 82    |
| Cross City, Dixie        | 82    |
| Miramar Beach, Walton    | 81    |
| Indialantic, Brevard     | 81    |
| Missing, Monroe          | 80    |
| Jay, Santa Rosa          | 80    |
| Molino, Escambia         | 79    |
| Missing, Seminole        | 79    |
| Beverly Hills, Citrus    | 78    |
| Tequesta, Palm Beach     | 78    |
| Montverde, Lake          | 77    |
| Missing, Sarasota        | 77    |
| Englewood, Sarasota      | 76    |
| Mayo, Lafayette          | 75    |
| Palm Beach, Palm Beach   | 75    |
| Umatilla, Lake           | 74    |
| Flagler Beach, Flagler   | 74    |
| Missing, Pinellas        | 71    |
| Chuluota, Seminole       | 71    |
| Wewahitchka, Gulf        | 71    |
| Bronson, Levy            | 70    |
| Oxford, Sumter           | 70    |
| East Palatka, Putnam     | 69    |
| Cape Canaveral, Brevard  | 69    |
| Gotha, Orange            | 69    |
| Hernando, Citrus         | 68    |
| Fruitland Park, Lake     | 67    |
| Geneva, Seminole         | 66    |
| Avon Park, Polk          | 66    |
| Fort White, Columbia     | 65    |
| Trinity, Pasco           | 65    |
| Kenneth City, Pinellas   | 65    |
| Raiford, Union           | 65    |
| Greenwood, Jackson       | 65    |
| Keystone Heights, Clay   | 63    |
| Missing, Jackson         | 63    |
| Missing, Clay            | 62    |

# COVID-19: characteristics of 418,844 Florida resident cases

Data through Jul 25, 2020 verified as of Jul 26, 2020 at 09:25 AM

Data in this report are provisional and subject to change.

The table below includes the cities and counties of residence for cases in Florida residents based on the patient's ZIP Code. Note that city is not always received as part of the initial notification and may be missing while the case is being investigated.

| City and county              | Cases |
|------------------------------|-------|
| Missing, Nassau              | 62    |
| Dunnellon, Citrus            | 62    |
| South Daytona, Volusia       | 62    |
| High Springs, Alachua        | 61    |
| Eagle Lake, Polk             | 60    |
| Archer, Alachua              | 60    |
| Rotunda West, Charlotte      | 60    |
| Gretna, Gadsden              | 59    |
| Fort Myers Beach, Lee        | 59    |
| Missing, Escambia            | 59    |
| Altha, Calhoun               | 57    |
| Vernon, Washington           | 57    |
| West Miami, Dade             | 57    |
| Ave Maria, Collier           | 56    |
| Missing, Manatee             | 56    |
| Glen Saint Mary, Baker       | 56    |
| Cottdale, Jackson            | 55    |
| Mims, Brevard                | 55    |
| Missing, Lake                | 53    |
| Weeki Wachee, Hernando       | 53    |
| Lake Panasoffkee, Sumter     | 52    |
| Zellwood, Orange             | 51    |
| Missing, Flagler             | 51    |
| Melbourne Beach, Brevard     | 50    |
| Hastings, St. Johns          | 50    |
| Interlachen, Putnam          | 50    |
| Southport, Bay               | 50    |
| Pomona Park, Putnam          | 50    |
| Youngstown, Bay              | 49    |
| Century, Escambia            | 49    |
| Belle Isle, Orange           | 49    |
| Indian Rocks Beach, Pinellas | 49    |
| O Brien, Suwannee            | 49    |
| Hawthorne, Alachua           | 48    |
| Oakland, Orange              | 48    |
| Missing, Leon                | 48    |
| Citra, Marion                | 48    |
| Missing, Okaloosa            | 47    |
| White Springs, Hamilton      | 46    |
| Islamorada, Monroe           | 46    |
| South Pasadena, Pinellas     | 46    |
| Missing, Washington          | 46    |
| Surfside, Dade               | 45    |
| Silver Springs, Marion       | 45    |
| Dundee, Polk                 | 45    |
| Baker, Okaloosa              | 45    |
| Satsuma, Putnam              | 44    |
| Missing, Gadsden             | 44    |
| Missing, Unknown             | 44    |
| Branford, Suwannee           | 43    |
| Missing, Levy                | 43    |
| Reddick, Marion              | 43    |
| Coconut Grove, Dade          | 43    |
| Viera, Brevard               | 43    |
| Seville, Volusia             | 43    |
| Apalachicola, Franklin       | 42    |
| Biscayne Park, Dade          | 42    |
| Osprey, Sarasota             | 41    |
| Bal Harbour, Dade            | 41    |

# COVID-19: characteristics of 418,844 Florida resident cases

Data through Jul 25, 2020 verified as of Jul 26, 2020 at 09:25 AM

Data in this report are provisional and subject to change.

The table below includes the cities and counties of residence for cases in Florida residents based on the patient's ZIP Code. Note that city is not always received as part of the initial notification and may be missing while the case is being investigated.

| City and county                | Cases |
|--------------------------------|-------|
| Sanderson, Baker               | 40    |
| Greenacres, Palm Beach         | 40    |
| Webster, Sumter                | 40    |
| Grand Island, Lake             | 39    |
| Greenville, Madison            | 39    |
| Indian Harbour Beach, Brevard  | 39    |
| Ocklawaha, Marion              | 38    |
| Missing, Gulf                  | 38    |
| Lawtey, Bradford               | 37    |
| San Antonio, Pasco             | 37    |
| Missing, Wakulla               | 37    |
| Grand Ridge, Jackson           | 37    |
| Lakewood Ranch, Manatee        | 36    |
| El Portal, Dade                | 36    |
| Missing, Walton                | 35    |
| Lake Hamilton, Polk            | 34    |
| Coleman, Sumter                | 34    |
| Christmas, Orange              | 34    |
| Missing, Okeechobee            | 34    |
| Missing, Calhoun               | 33    |
| Lee, Madison                   | 33    |
| Sanibel, Lee                   | 33    |
| Celebration, Osceola           | 33    |
| Poinciana, Polk                | 33    |
| Howey-In-The-Hills, Lake       | 32    |
| Stock Island, Monroe           | 32    |
| Mcdavid, Escambia              | 32    |
| Cutler Bay, Dade               | 31    |
| Mcalpin, Suwannee              | 29    |
| Center Hill, Sumter            | 29    |
| Missing, Gilchrist             | 29    |
| Princeton, Dade                | 29    |
| Florida State University, Leon | 29    |
| Fountain, Bay                  | 29    |
| Missing, Baker                 | 28    |
| Citrus Springs, Citrus         | 28    |
| Inlet Beach, Walton            | 28    |
| Lake Helen, Volusia            | 28    |
| Welaka, Putnam                 | 28    |
| Juno Beach, Palm Beach         | 28    |
| Missing, Holmes                | 27    |
| Malabar, Brevard               | 27    |
| Melrose, Putnam                | 27    |
| Steinhatchee, Taylor           | 27    |
| Greensboro, Gadsden            | 26    |
| Lauderdale By The Sea, Broward | 26    |
| Elkton, St. Johns              | 26    |
| Missing, Sumter                | 26    |
| Westville, Holmes              | 25    |
| Bokeelia, Lee                  | 25    |
| Micanopy, Alachua              | 25    |
| Hypoluxo, Palm Beach           | 25    |
| Weirsdale, Marion              | 25    |
| Madeira Beach, Pinellas        | 25    |
| Malone, Jackson                | 25    |
| Canal Point, Palm Beach        | 25    |
| Alford, Jackson                | 25    |
| Babson Park, Polk              | 24    |
| Hallandale Beach, Broward      | 24    |

# COVID-19: characteristics of 418,844 Florida resident cases

Data through Jul 25, 2020 verified as of Jul 26, 2020 at 09:25 AM

Data in this report are provisional and subject to change.

The table below includes the cities and counties of residence for cases in Florida residents based on the patient's ZIP Code. Note that city is not always received as part of the initial notification and may be missing while the case is being investigated.

| City and county                    | Cases |
|------------------------------------|-------|
| Lady Lake, Sumter                  | 24    |
| Patrick Air Force Base, Brevard    | 24    |
| Osteen, Volusia                    | 24    |
| Morrison, Levy                     | 24    |
| Big Pine Key, Monroe               | 24    |
| Floral City, Citrus                | 24    |
| Astor, Lake                        | 23    |
| Atlantis, Palm Beach               | 23    |
| Florida Dept Of Corrections, Union | 22    |
| Felda, Hendry                      | 22    |
| Hosford, Liberty                   | 22    |
| Fern Park, Seminole                | 22    |
| The Villages, Lake                 | 22    |
| Wellborn, Suwannee                 | 22    |
| Valparaiso, Okaloosa               | 21    |
| Laurel Hill, Okaloosa              | 21    |
| Missing, Bay                       | 21    |
| Naranja, Dade                      | 21    |
| Missing, Liberty                   | 21    |
| Anthony, Marion                    | 21    |
| Ochopee, Collier                   | 21    |
| Astatula, Lake                     | 21    |
| Summerland Key, Monroe             | 20    |
| Destin, Walton                     | 20    |
| Sunny Isles Beach, Dade            | 20    |
| Belleair, Pinellas                 | 20    |
| Grant-Valkaria, Brevard            | 19    |
| Bryceville, Nassau                 | 19    |
| Belleair Beach, Pinellas           | 19    |
| San Mateo, Putnam                  | 19    |
| Miami Springs, Dade                | 18    |
| Kissimmee, Orange                  | 18    |
| Eglin Air Force Base, Okaloosa     | 18    |
| Longboat Key, Manatee              | 18    |
| Yalaha, Lake                       | 18    |
| Bradenton Beach, Manatee           | 18    |
| Saint James City, Lee              | 18    |
| Odessa, Pasco                      | 18    |
| Unknown, Orange                    | 17    |
| Hiialeah Gardens, Dade             | 17    |
| Eastpoint, Franklin                | 17    |
| Kendall, Dade                      | 16    |
| Caryville, Washington              | 16    |
| Missing, Jefferson                 | 16    |
| Carrabelle, Franklin               | 16    |
| Sweetwater, Dade                   | 16    |
| Temple Terrace, Hillsborough       | 16    |
| Altoona, Lake                      | 16    |
| Missing, Suwannee                  | 16    |
| Holt, Okaloosa                     | 16    |
| Baldwin, Duval                     | 16    |
| Campbellton, Jackson               | 16    |
| Missing, Bradford                  | 16    |
| Sumterville, Sumter                | 15    |
| Haverhill, Palm Beach              | 15    |
| North Bay Village, Dade            | 15    |
| Golden Beach, Dade                 | 15    |
| Oak Hill, Volusia                  | 15    |
| Lamont, Jefferson                  | 14    |

# COVID-19: characteristics of 418,844 Florida resident cases

Data through Jul 25, 2020 verified as of Jul 26, 2020 at 09:25 AM

Data in this report are provisional and subject to change.

The table below includes the cities and counties of residence for cases in Florida residents based on the patient's ZIP Code. Note that city is not always received as part of the initial notification and may be missing while the case is being investigated.

| City and county                 | Cases |
|---------------------------------|-------|
| Missing, Charlotte              | 14    |
| Ponce De Leon, Holmes           | 14    |
| Crystal Beach, Pinellas         | 14    |
| Paisley, Lake                   | 13    |
| Callaway, Bay                   | 13    |
| Fruit Cove, St. Johns           | 13    |
| Carrollwood, Hillsborough       | 13    |
| Waverly, Polk                   | 13    |
| Clarksville, Calhoun            | 13    |
| Missing, Union                  | 13    |
| Alafaya, Orange                 | 13    |
| Sopchoppy, Wakulla              | 12    |
| Miami Shores, Dade              | 12    |
| Kindred, Osceola                | 12    |
| Placida, Charlotte              | 12    |
| Fort Denaud, Hendry             | 12    |
| Ona, Hardee                     | 12    |
| Missing, Dixie                  | 12    |
| Terra Ceia, Manatee             | 12    |
| Bascom, Jackson                 | 12    |
| Georgetown, Putnam              | 12    |
| Village Of Palmetto Bay, Dade   | 12    |
| West Park, Broward              | 11    |
| Goulds, Dade                    | 11    |
| Hollister, Putnam               | 11    |
| Holmes Beach, Manatee           | 11    |
| Okahumpka, Lake                 | 11    |
| Panacea, Wakulla                | 11    |
| Tice, Lee                       | 11    |
| Edgewood, Orange                | 11    |
| Singer Island, Palm Beach       | 11    |
| Florahome, Putnam               | 11    |
| Lighthouse Point, Broward       | 11    |
| Barefoot Bay, Brevard           | 11    |
| Ponce Inlet, Volusia            | 11    |
| Missing, Glades                 | 10    |
| Fort Mccoy, Marion              | 10    |
| Unknown, Dade                   | 10    |
| Winter Park, Seminole           | 10    |
| Bellview, Escambia              | 10    |
| Nocatee, Desoto                 | 10    |
| Waldo, Alachua                  | 10    |
| Eaton Park, Polk                | 10    |
| Santa Fe, Alachua               | 10    |
| Heathrow, Seminole              | 10    |
| Missing, Franklin               | 10    |
| Mangonia Park, Palm Beach       | 9     |
| Harmony, Osceola                | 9     |
| Lake Suzy, Desoto               | 9     |
| Bayonet Point, Pasco            | 9     |
| Dania Beach, Broward            | 9     |
| Bay Harbor Islands, Dade        | 9     |
| Pinetta, Madison                | 9     |
| Missing, Taylor                 | 9     |
| Brooker, Bradford               | 9     |
| Tierra Verde, Pinellas          | 9     |
| North Redington Beach, Pinellas | 9     |
| Intercession City, Osceola      | 8     |
| Palm Shores, Brevard            | 8     |

# COVID-19: characteristics of 418,844 Florida resident cases

Data through Jul 25, 2020 verified as of Jul 26, 2020 at 09:25 AM

Data in this report are provisional and subject to change.

The table below includes the cities and counties of residence for cases in Florida residents based on the patient's ZIP Code. Note that city is not always received as part of the initial notification and may be missing while the case is being investigated.

| City and county               | Cases |
|-------------------------------|-------|
| Matlacha, Lee                 | 8     |
| Labelle, Glades               | 8     |
| Hampton, Bradford             | 8     |
| Mexico Beach, Bay             | 8     |
| Sebastian, Brevard            | 8     |
| Walnut Hill, Escambia         | 8     |
| Treasure Island, Pinellas     | 8     |
| Balm, Hillsborough            | 8     |
| Sun City, Hillsborough        | 8     |
| Ocean Ridge, Palm Beach       | 8     |
| Highland City, Polk           | 7     |
| Inglis, Levy                  | 7     |
| Eloise, Polk                  | 7     |
| Key Colony Beach, Monroe      | 7     |
| Tyndall Air Force Base, Bay   | 7     |
| Sydney, Hillsborough          | 7     |
| Lutz, Pasco                   | 7     |
| Reunion, Osceola              | 7     |
| Kinard, Calhoun               | 7     |
| Jacksonville, Unknown         | 6     |
| Palma Sola, Manatee           | 6     |
| Palmdale, Glades              | 6     |
| Kathleen, Polk                | 6     |
| Enterprise, Volusia           | 6     |
| Wabasso, Indian River         | 6     |
| Gonzalez, Escambia            | 6     |
| Orange Lake, Marion           | 6     |
| Missing, Lafayette            | 6     |
| Buena Ventura Lakes, Osceola  | 6     |
| Cedar Key, Levy               | 6     |
| Wahneta, Polk                 | 6     |
| Venus, Highlands              | 6     |
| Tioga, Alachua                | 6     |
| Missing, Alachua              | 6     |
| Lorida, Highlands             | 5     |
| Goodland, Collier             | 5     |
| Altamonte Springs, Orange     | 5     |
| Perrine, Dade                 | 5     |
| West Delray Beach, Palm Beach | 5     |
| Dowling Park, Suwannee        | 5     |
| Hollywood, Unknown            | 5     |
| Kenansville, Osceola          | 5     |
| Poinciana, Osceola            | 5     |
| Hiawassee, Orange             | 5     |
| Indian Lake Estates, Polk     | 5     |
| Bay Pines, Pinellas           | 5     |
| Crystal Springs, Pasco        | 5     |
| Saint Pete Beach, Pinellas    | 5     |
| Ponce De Leon, Walton         | 5     |
| Maitland, Seminole            | 5     |
| Paxton, Walton                | 5     |
| Penney Farms, Clay            | 5     |
| Pensacola Beach, Santa Rosa   | 5     |
| Long Boat Key, Manatee        | 5     |
| Mango, Hillsborough           | 5     |
| Orlando, Seminole             | 5     |
| Bradley, Polk                 | 5     |
| La Crosse, Alachua            | 5     |
| Miami, Unknown                | 5     |



# COVID-19: characteristics of 418,844 Florida resident cases

Data through Jul 25, 2020 verified as of Jul 26, 2020 at 09:25 AM

Data in this report are provisional and subject to change.

The table below includes the cities and counties of residence for cases in Florida residents based on the patient's ZIP Code. Note that city is not always received as part of the initial notification and may be missing while the case is being investigated.

| City and county              | Cases |
|------------------------------|-------|
| Ferndale, Lake               | 4     |
| Ridge Manor, Pasco           | 4     |
| Unknown, Broward             | 4     |
| Siesta Key, Sarasota         | 4     |
| Saint Lucie West, St. Lucie  | 4     |
| Pembroke Park, Broward       | 4     |
| Mayport, Duval               | 4     |
| North Venice, Sarasota       | 4     |
| Ebro, Washington             | 4     |
| Bonifay, Washington          | 4     |
| Cloud Lake, Palm Beach       | 4     |
| Plymouth, Orange             | 4     |
| Woodville, Leon              | 4     |
| Cudjoe Key, Monroe           | 4     |
| Homeland, Polk               | 4     |
| Maxville, Duval              | 4     |
| Hernando Beach, Hernando     | 4     |
| Centerville, Leon            | 4     |
| Pine Castle, Orange          | 4     |
| Ybor City, Hillsborough      | 4     |
| Steinhatchee, Dixie          | 4     |
| Tallevast, Manatee           | 4     |
| Eatonville, Orange           | 4     |
| Homosassa Springs, Citrus    | 4     |
| Lehigh, Lee                  | 4     |
| Missing, Putnam              | 4     |
| Perdido Key, Escambia        | 4     |
| Nichols, Polk                | 4     |
| Nobleton, Hernando           | 4     |
| Northdale, Hillsborough      | 4     |
| Celebration, Orange          | 4     |
| Leisure City, Dade           | 4     |
| Port Saint John, Brevard     | 3     |
| Pasadena, Pinellas           | 3     |
| Saint Leo, Pasco             | 3     |
| Mount Plymouth, Lake         | 3     |
| Oneco, Manatee               | 3     |
| Westchase, Hillsborough      | 3     |
| Vernon, Bay                  | 3     |
| Virginia Gardens, Dade       | 3     |
| Miromar Lakes, Lee           | 3     |
| Mayport Naval Housing, Duval | 3     |
| Gulf Stream, Palm Beach      | 3     |
| City Of Sunrise, Broward     | 3     |
| Braden River, Manatee        | 3     |
| Fpo, Duval                   | 3     |
| Elfers, Pasco                | 3     |
| Indian Creek Village, Dade   | 3     |
| Aloma, Orange                | 3     |
| Saint Marks, Wakulla         | 3     |
| Rubonia, Manatee             | 3     |
| Pompano Beach, Unknown       | 3     |
| Ft Pierce, St. Lucie         | 3     |
| Gulf Hammock, Levy           | 3     |
| Lacoochee, Pasco             | 3     |
| Hialeah, Unknown             | 3     |
| Long Key, Monroe             | 3     |
| Cutler Ridge, Dade           | 3     |
| Duette, Manatee              | 3     |

# COVID-19: characteristics of 418,844 Florida resident cases

Data through Jul 25, 2020 verified as of Jul 26, 2020 at 09:25 AM

Data in this report are provisional and subject to change.

The table below includes the cities and counties of residence for cases in Florida residents based on the patient's ZIP Code. Note that city is not always received as part of the initial notification and may be missing while the case is being investigated.

| City and county                | Cases |
|--------------------------------|-------|
| East Lake, Marion              | 3     |
| Azalea Park, Orange            | 3     |
| Anna Maria, Manatee            | 3     |
| Missing, Hamilton              | 3     |
| Trilby, Pasco                  | 3     |
| Davenport, Osceola             | 3     |
| Dinsmore, Duval                | 3     |
| Green Acres, Palm Beach        | 3     |
| Lake City, Suwannee            | 3     |
| Pine Hills, Orange             | 3     |
| Shady Grove, Taylor            | 3     |
| Tangerine, Orange              | 3     |
| Graceville, Holmes             | 3     |
| Hallandale Beach, Broward      | 3     |
| Fisher Island, Dade            | 3     |
| Boca Grande, Lee               | 3     |
| Buckingham, Lee                | 3     |
| Candler, Marion                | 3     |
| Quail Heights, Dade            | 3     |
| Fort Lauderdale, Unknown       | 3     |
| Belleair Bluffs, Pinellas      | 3     |
| Captiva, Lee                   | 3     |
| Bagdad, Santa Rosa             | 3     |
| Micco, Brevard                 | 3     |
| Lynbrook, Broward              | 3     |
| Little Torch Key, Monroe       | 3     |
| Lowell, Marion                 | 3     |
| Lake Como, Putnam              | 3     |
| Lake Monroe, Seminole          | 3     |
| Jensen Beach, St. Lucie        | 2     |
| Loxahatchee Groves, Palm Beach | 2     |
| Laud-By-The-Sea, Broward       | 2     |
| Lockhart, Orange               | 2     |
| Archer, Levy                   | 2     |
| Hawthorne, Putnam              | 2     |
| Ramrod Key, Monroe             | 2     |
| Ponte Vedra, Duval             | 2     |
| Orlando, Unknown               | 2     |
| Valkaria, Brevard              | 2     |
| University Park, Manatee       | 2     |
| Trenton, Levy                  | 2     |
| The Villages, Marion           | 2     |
| West Villages, Sarasota        | 2     |
| Clermont, Orange               | 2     |
| Inlet Beach, Bay               | 2     |
| Jacksonville, Clay             | 2     |
| Sunny Hills, Washington        | 2     |
| Switzerland, St. Johns         | 2     |
| Parker, Bay                    | 2     |
| Oklawaha, Marion               | 2     |
| Milton, Escambia               | 2     |
| Laurel, Sarasota               | 2     |
| Manalapan, Palm Beach          | 2     |
| Lake Harbor, Palm Beach        | 2     |
| Loughman, Polk                 | 2     |
| Murdock, Charlotte             | 2     |
| Goldenrod, Seminole            | 2     |
| Forest City, Orange            | 2     |
| Alturas, Polk                  | 2     |

# COVID-19: characteristics of 418,844 Florida resident cases

Data through Jul 25, 2020 verified as of Jul 26, 2020 at 09:25 AM

Data in this report are provisional and subject to change.

The table below includes the cities and counties of residence for cases in Florida residents based on the patient's ZIP Code. Note that city is not always received as part of the initial notification and may be missing while the case is being investigated.

| City and county                | Cases |
|--------------------------------|-------|
| Chokoloskee, Collier           | 2     |
| Yankeetown, Levy               | 2     |
| Orlando, Brevard               | 2     |
| Sparr, Marion                  | 2     |
| Town N Country, Hillsborough   | 2     |
| Margate, Unknown               | 2     |
| Port Salerno, Martin           | 2     |
| Bayshore Gardens, Manatee      | 2     |
| Fort Charlotte, Charlotte      | 2     |
| Daytona Beach Shores, Volusia  | 2     |
| Lealman, Pinellas              | 2     |
| Horseshoe Beach, Dixie         | 2     |
| Everglades City, Collier       | 2     |
| Lamont, Taylor                 | 2     |
| Lulu, Columbia                 | 2     |
| Milligan, Okaloosa             | 2     |
| Glenwood, Volusia              | 2     |
| Gulf Breeze, Escambia          | 2     |
| Homeless, Hillsborough         | 2     |
| Deerfield Beach, Unknown       | 2     |
| Sugarloaf, Monroe              | 2     |
| Venice, Manatee                | 2     |
| Unknown, Seminole              | 2     |
| Ormond Beach, Flagler          | 2     |
| Mesa, Unknown                  | 2     |
| San Carlos Park, Lee           | 2     |
| Sorrento, Orange               | 2     |
| Branford, Lafayette            | 2     |
| Clewiston, Palm Beach          | 2     |
| Longboat Key, Sarasota         | 2     |
| Lakeshore, Polk                | 2     |
| Earleton, Alachua              | 2     |
| Everglades National Park, Dade | 2     |
| Miami, Broward                 | 2     |
| Union Park, Orange             | 2     |
| Samoset, Manatee               | 2     |
| Suwannee, Dixie                | 2     |
| South Palm Beach, Palm Beach   | 2     |
| Oakland Park, Unknown          | 2     |
| Mulberry, Hillsborough         | 2     |
| New Smyrna, Volusia            | 2     |
| Palma Ceia, Hillsborough       | 2     |
| Sand Lake, Orange              | 2     |
| Roseland, Indian River         | 2     |
| Orlando, Osceola               | 2     |
| West Palm Beach, Unknown       | 2     |
| Lake Butler, Bradford          | 2     |
| Lauderhill, Unknown            | 2     |
| Miami, Martin                  | 2     |
| At Large, Broward              | 2     |
| Durant, Hillsborough           | 2     |
| El Jobean, Charlotte           | 1     |
| Fort Lauderdale, Dade          | 1     |
| Franklin, Orange               | 1     |
| Haines City, Orange            | 1     |
| Austin, Dade                   | 1     |
| Apo, Collier                   | 1     |
| Astor, Volusia                 | 1     |
| Clearwater, Hillsborough       | 1     |

# COVID-19: characteristics of 418,844 Florida resident cases

Data through Jul 25, 2020 verified as of Jul 26, 2020 at 09:25 AM

Data in this report are provisional and subject to change.

The table below includes the cities and counties of residence for cases in Florida residents based on the patient's ZIP Code. Note that city is not always received as part of the initial notification and may be missing while the case is being investigated.

| City and county                       | Cases |
|---------------------------------------|-------|
| Mayport Naval Station, Duval          | 1     |
| Mount Dora, Orange                    | 1     |
| New Church, Palm Beach                | 1     |
| New Port Richey, Hillsborough         | 1     |
| Jena, Taylor                          | 1     |
| Litchfield Park, Unknown              | 1     |
| Laurel Hill, Walton                   | 1     |
| Marathon Shores, Monroe               | 1     |
| West Hollywood, Broward               | 1     |
| Weston, Unknown                       | 1     |
| Winter Springs, Orange                | 1     |
| Oviedo, Orange                        | 1     |
| Okeechobee, Highlands                 | 1     |
| Orange Park, Duval                    | 1     |
| Pensacola Naval Hospital, Escambia    | 1     |
| Point Washington, Walton              | 1     |
| Seacrest, Bay                         | 1     |
| Unknown Out Of Area, Palm Beach       | 1     |
| Unknown, Duval                        | 1     |
| Pennsacola, Escambia                  | 1     |
| Pooler, Broward                       | 1     |
| Sarasota, Unknown                     | 1     |
| Seacrest, Walton                      | 1     |
| Salem, Taylor                         | 1     |
| North Lauderdale, Unknown             | 1     |
| North Port, Manatee                   | 1     |
| Okeechobee, Martin                    | 1     |
| Okeechobi, Unknown                    | 1     |
| Orlando, Manatee                      | 1     |
| St Cloud, Orange                      | 1     |
| University Of Miami, Dade             | 1     |
| Unknown, Manatee                      | 1     |
| Twentynine Palms, Broward             | 1     |
| Wakulla Springs, Wakulla              | 1     |
| Windermere, Unknown                   | 1     |
| Xifamk, Dade                          | 1     |
| Miamksaohes, Dade                     | 1     |
| Metter, Manatee                       | 1     |
| Miami Dade, Unknown                   | 1     |
| Hillsboro Beach, Broward              | 1     |
| Holder, Citrus                        | 1     |
| Lauderdale Lakes, Unknown             | 1     |
| Key West Naval Air Station, Monroe    | 1     |
| Indian River Shores, Indian River     | 1     |
| Indian Rock Beach, Pinellas           | 1     |
| Fanning Springs, Gilchrist            | 1     |
| Fellsmere, Brevard                    | 1     |
| Fernandina, Nassau                    | 1     |
| Graham, Bradford                      | 1     |
| Cypress Gardens, Polk                 | 1     |
| Homossa, Orange                       | 1     |
| Hudson, Pinellas                      | 1     |
| Jacksonville Naval Air Station, Duval | 1     |
| Jacksonville Naval Hospital, Duval    | 1     |
| Jacksonville, Nassau                  | 1     |
| Cape Haze, Charlotte                  | 1     |
| Davie, Unknown                        | 1     |
| Branford, Gilchrist                   | 1     |
| Alva, Escambia                        | 1     |

# COVID-19: characteristics of 418,844 Florida resident cases

Data through Jul 25, 2020 verified as of Jul 26, 2020 at 09:25 AM

Data in this report are provisional and subject to change.

The table below includes the cities and counties of residence for cases in Florida residents based on the patient's ZIP Code. Note that city is not always received as part of the initial notification and may be missing while the case is being investigated.

| City and county                   | Cases |
|-----------------------------------|-------|
| Bayou George, Bay                 | 1     |
| Sanford, Orange                   | 1     |
| Shady Hills, Pasco                | 1     |
| Shalimar, Escambia                | 1     |
| Sharpes, Brevard                  | 1     |
| Unknown, Unknown                  | 1     |
| Unable To Obtain, Palm Beach      | 1     |
| University Of Tampa, Hillsborough | 1     |
| Unk, Alachua                      | 1     |
| Watersound, Bay                   | 1     |
| Yeehaw, Okeechobee                | 1     |
| Miami Gardens, Unknown            | 1     |
| Morriston, Marion                 | 1     |
| Mount Dora, Seminole              | 1     |
| Naples, Lee                       | 1     |
| North Fort Myers, Charlotte       | 1     |
| North Laud, Unknown               | 1     |
| Oldsra, Manatee                   | 1     |
| Rivera Beach, Palm Beach          | 1     |
| Perth Amboy, Hillsborough         | 1     |
| Panama City, Unknown              | 1     |
| Pembroke Pines, Dade              | 1     |
| Unknown, Volusia                  | 1     |
| Tamarac, Dade                     | 1     |
| Port Saint Lucie, Palm Beach      | 1     |
| Rocky Point, Hillsborough         | 1     |
| Saint Johns, Duval                | 1     |
| Pensacola Beach, Escambia         | 1     |
| N. Lauderdale, Broward            | 1     |
| Ori, Osceola                      | 1     |
| Westville, Walton                 | 1     |
| Cypress, Jackson                  | 1     |
| Clarcona, Orange                  | 1     |
| Coconut Ck, Unknown               | 1     |
| Alpharetta, Broward               | 1     |
| Cape Cord, Lee                    | 1     |
| Homeless, Monroe                  | 1     |
| Homeless, Pinellas                | 1     |
| Hutchinson Island, St. Lucie      | 1     |
| Hallandale, Unknown               | 1     |
| Gainesville, Dade                 | 1     |
| Micosukee, Leon                   | 1     |
| Miami, Lee                        | 1     |
| Land O Lakes, Hillsborough        | 1     |
| Layton, Monroe                    | 1     |
| Lehigh Acers, Lee                 | 1     |
| Gibsonia, Polk                    | 1     |
| Greenacres, Unknown               | 1     |
| Hurlburt Field, Okaloosa          | 1     |
| Hallandate Ben, Unknown           | 1     |
| Longwood, Orange                  | 1     |
| Live Oak, Columbia                | 1     |
| Cottdonale, Washington            | 1     |
| Everett, Dade                     | 1     |
| Apopka, Unknown                   | 1     |
| Alligator Point, Wakulla          | 1     |
| Bonita Springs, Collier           | 1     |
| Redington Beach, Pinellas         | 1     |
| Redington Shores, Pinellas        | 1     |

# COVID-19: characteristics of 418,844 Florida resident cases

Data through Jul 25, 2020 verified as of Jul 26, 2020 at 09:25 AM

Data in this report are provisional and subject to change.

The table below includes the cities and counties of residence for cases in Florida residents based on the patient's ZIP Code. Note that city is not always received as part of the initial notification and may be missing while the case is being investigated.

| City and county                  | Cases |
|----------------------------------|-------|
| Palm City, Unknown               | 1     |
| Orlando, Orange                  | 1     |
| Ocala, Unknown                   | 1     |
| Ocean Breeze, Martin             | 1     |
| Madison, Unknown                 | 1     |
| Mid Florida, Seminole            | 1     |
| Nokomis, Palm Beach              | 1     |
| University Of Central Fl, Orange | 1     |
| Valrico, Orange                  | 1     |
| Tampa, Orange                    | 1     |
| Saint Cloud, Manatee             | 1     |
| South Fort Myers, Lee            | 1     |
| Wewahitchka, Calhoun             | 1     |
| Winterpark, Unknown              | 1     |
| Palm Coast, Orange               | 1     |
| Saint Cloud, Orange              | 1     |
| Saint Petersburg, Dade           | 1     |
| San Pedro Sula, Dade             | 1     |
| Port Charlotte Fl, Unknown       | 1     |
| Scottsmoor, Brevard              | 1     |
| Seminole, Orange                 | 1     |
| Wimauma, Manatee                 | 1     |
| Telogia, Liberty                 | 1     |
| Turmero, Dade                    | 1     |
| Tampa, Dade                      | 1     |
| Cosselberry, Orange              | 1     |
| Darien, Pasco                    | 1     |
| Deltona , Volusia                | 1     |
| Bostwick, Putnam                 | 1     |
| Bartow, Unknown                  | 1     |
| Cassadaga, Volusia               | 1     |
| Champions Gate, Polk             | 1     |
| Gastonia, Polk                   | 1     |
| Hialeah, Unknown                 | 1     |
| Logwood, Seminole                | 1     |
| Miami Granders, Dade             | 1     |
| Lanark Village, Franklin         | 1     |
| Lake Wales, Escambia             | 1     |
| Miamf, Dade                      | 1     |
| Olustee, Baker                   | 1     |
| Okeechobee, St. Lucie            | 1     |
| Tampa Palms, Hillsborough        | 1     |
| Sewalls Point, Martin            | 1     |
| San Antonio, Unknown             | 1     |
| Pine Ridge, Citrus               | 1     |
| Tewksbury, Orange                | 1     |
| South Daytona Beach, Volusia     | 1     |
| Tampa, Pinellas                  | 1     |
| Wesley Chapel, Alachua           | 1     |
| Weston, Dade                     | 1     |
| Unknown, Columbia                | 1     |
| Unknown, Palm Beach              | 1     |
| Watersound, Walton               | 1     |
| Kissimmee, Brevard               | 1     |
| Hollywood, Dade                  | 1     |
| Grandin, Putnam                  | 1     |
| Greenville, Jefferson            | 1     |
| Fl, Dade                         | 1     |
| Florence Villa, Polk             | 1     |

# COVID-19: characteristics of 418,844 Florida resident cases

Data through Jul 25, 2020 verified as of Jul 26, 2020 at 09:25 AM

Data in this report are provisional and subject to change.

The table below includes the cities and counties of residence for cases in Florida residents based on the patient's ZIP Code. Note that city is not always received as part of the initial notification and may be missing while the case is being investigated.

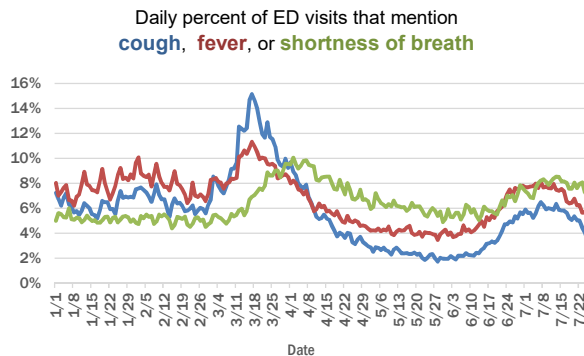
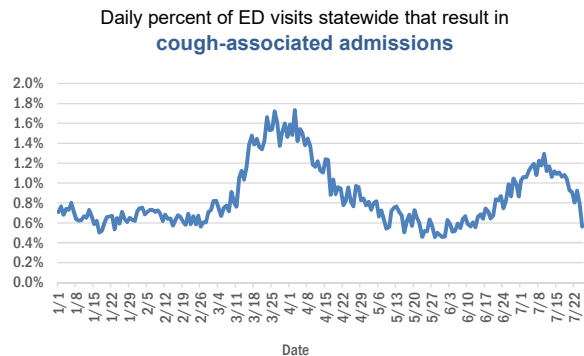
| City and county                     | Cases          |
|-------------------------------------|----------------|
| Fort Pierce, Martin                 | 1              |
| Estero, Collier                     | 1              |
| Fellsmele, Brevard                  | 1              |
| Doctors Inlet, Clay                 | 1              |
| Clermont, Polk                      | 1              |
| Cortez, Manatee                     | 1              |
| Dade City, Hillsborough             | 1              |
| Celeste, Broward                    | 1              |
| Arndondale, Hillsborough            | 1              |
| Bay Lake, Orange                    | 1              |
| Beverly Beach, Flagler              | 1              |
| Aollywoss, Dade                     | 1              |
| 99, Unknown                         | 1              |
| Air Mail Facility, Dade             | 1              |
| Wintergarden, Orange                | 1              |
| Washington, Unknown                 | 1              |
| West Bradenton, Manatee             | 1              |
| Tallahassee, Unknown                | 1              |
| Venice, Hillsborough                | 1              |
| Seven Springs, Pasco                | 1              |
| Port Everglades, Broward            | 1              |
| Orlando, Columbia                   | 1              |
| River Ranch, Polk                   | 1              |
| Saint Augusaintine Beach, St. Johns | 1              |
| Palm Beach Shores, Palm Beach       | 1              |
| Niceville, Walton                   | 1              |
| Mount Pleasant, Gadsden             | 1              |
| Hallandale Beach, Unknown           | 1              |
| Davenport, Orange                   | 1              |
| Apopka, Seminole                    | 1              |
| Boca Raton, Orange                  | 1              |
| Louisville, Broward                 | 1              |
| Middlesburg, Duval                  | 1              |
| Jupiter, Duval                      | 1              |
| Immokalee, Lee                      | 1              |
| Indian Shores, Pinellas             | 1              |
| <b>Total</b>                        | <b>418,844</b> |

# COVID-19: additional surveillance information

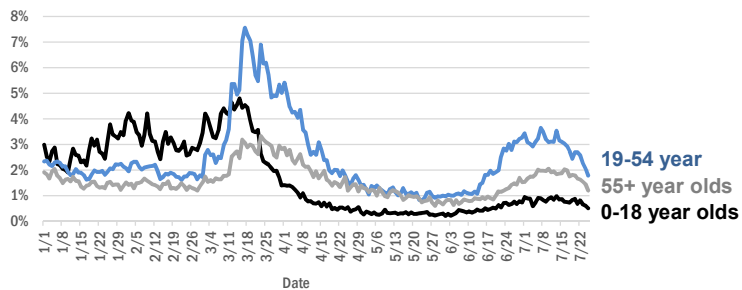
Data through Jul 25, 2020 verified as of Jul 26, 2020 at 09:25 AM

Data in this report are provisional and subject to change.

## Statewide emergency department (ED) chief complaint and admission data



### Daily percent of ED visits statewide that mention cough by age group



The Electronic Surveillance System for the Early Notification of Community-Based Epidemics (ESSENCE-FL) includes chief complaint data from 211 of 212 Florida EDs. Data are transmitted electronically to ESSENCE-FL daily or hourly.



# COVID-19: All persons with tests reported

Data through Jul 25, 2020 verified as of Jul 26, 2020 at 09:25 AM

Data in this report are provisional and subject to change.

The table below includes persons with laboratory results that the Department of Health has received electronically or by mail/fax for Florida residents and non-Florida residents.

| County       | Awaiting testing | Inconclusive | Negative | Positive | Percent positive | Total tested |
|--------------|------------------|--------------|----------|----------|------------------|--------------|
| Dade         | 214              | 1,289        | 463,510  | 104,755  | 18%              | 569,554      |
| Broward      | 129              | 480          | 313,754  | 49,350   | 14%              | 363,584      |
| Palm Beach   | 211              | 512          | 207,739  | 30,325   | 13%              | 238,576      |
| Hillsborough | 166              | 298          | 179,313  | 27,077   | 13%              | 206,688      |
| Orange       | 371              | 265          | 209,756  | 26,980   | 11%              | 237,001      |
| Duval        | 120              | 209          | 164,655  | 19,753   | 11%              | 184,617      |
| Pinellas     | 23               | 112          | 136,236  | 15,147   | 10%              | 151,495      |
| Lee          | 21               | 32           | 87,668   | 14,415   | 14%              | 102,115      |
| Polk         | 37               | 66           | 71,181   | 11,423   | 14%              | 82,670       |
| Collier      | 168              | 61           | 46,711   | 8,795    | 16%              | 55,567       |
| Manatee      | 6                | 41           | 66,261   | 7,859    | 11%              | 74,161       |
| Osceola      | 73               | 126          | 46,009   | 7,614    | 14%              | 53,749       |
| Escambia     | 18               | 33           | 53,423   | 7,018    | 12%              | 60,474       |
| Volusia      | 24               | 67           | 56,317   | 6,240    | 10%              | 62,624       |
| Seminole     | 40               | 63           | 53,794   | 6,034    | 10%              | 59,891       |
| Pasco        | 57               | 38           | 52,193   | 5,803    | 10%              | 58,034       |
| Sarasota     | 29               | 37           | 59,259   | 5,103    | 8%               | 64,399       |
| Brevard      | 9                | 58           | 69,682   | 4,966    | 7%               | 74,706       |
| St. Lucie    | 222              | 46           | 32,063   | 4,401    | 12%              | 36,510       |
| Lake         | 42               | 58           | 51,798   | 4,090    | 7%               | 55,946       |
| Leon         | 28               | 101          | 46,237   | 3,760    | 8%               | 50,098       |
| Marion       | 490              | 28           | 35,818   | 3,426    | 9%               | 39,272       |
| Martin       | 45               | 33           | 19,888   | 3,420    | 15%              | 23,341       |
| Alachua      | 4                | 20           | 59,602   | 3,144    | 5%               | 62,766       |
| Bay          | 6                | 30           | 17,974   | 2,972    | 14%              | 20,976       |
| St. Johns    | 37               | 33           | 32,248   | 2,929    | 8%               | 35,210       |
| Clay         | 15               | 16           | 27,595   | 2,538    | 8%               | 30,149       |
| Santa Rosa   | 5                | 19           | 20,367   | 2,507    | 11%              | 22,893       |
| Okaloosa     | 31               | 28           | 21,374   | 2,368    | 10%              | 23,770       |
| Columbia     | 5                | 46           | 9,218    | 2,122    | 19%              | 11,386       |
| Indian River | 46               | 9            | 21,335   | 1,974    | 8%               | 23,318       |
| Charlotte    | 5                | 12           | 19,355   | 1,683    | 8%               | 21,050       |
| Hendry       | 2                | 16           | 5,956    | 1,512    | 20%              | 7,484        |
| Hernando     | 1                | 6            | 14,743   | 1,454    | 9%               | 16,203       |
| Jackson      | 4                | 12           | 7,691    | 1,266    | 14%              | 8,969        |
| Gadsden      | 1                | 35           | 8,632    | 1,188    | 12%              | 9,855        |
| Desoto       | 6                | 14           | 7,601    | 1,172    | 13%              | 8,787        |
| Putnam       | 2                | 10           | 9,672    | 1,169    | 11%              | 10,851       |
| Monroe       | 34               | 8            | 9,782    | 1,126    | 10%              | 10,916       |
| Citrus       | 11               | 10           | 14,773   | 1,083    | 7%               | 15,866       |
| Walton       | 1                | 35           | 6,927    | 1,057    | 13%              | 8,019        |
| Highlands    | 8                | 8            | 12,991   | 1,039    | 7%               | 14,038       |
| Suwannee     | 2                | 11           | 5,428    | 1,013    | 16%              | 6,452        |
| Sumter       | 44               | 14           | 14,485   | 992      | 6%               | 15,491       |
| Nassau       | 20               | 18           | 12,022   | 941      | 7%               | 12,981       |
| Okeechobee   | 2                | 11           | 4,928    | 812      | 14%              | 5,751        |
| Flagler      | 4                | 17           | 12,059   | 801      | 6%               | 12,877       |

# COVID-19: All persons with tests reported

Data through Jul 25, 2020 verified as of Jul 26, 2020 at 09:25 AM

Data in this report are provisional and subject to change.

The table below includes persons with laboratory results that the Department of Health has received electronically or by mail/fax for Florida residents and non-Florida residents.

| County       | Awaiting testing | Inconclusive | Negative         | Positive       | Percent positive | Total tested     |
|--------------|------------------|--------------|------------------|----------------|------------------|------------------|
| Hardee       |                  | 3            | 3,309            | 781            | 19%              | <b>4,093</b>     |
| Hamilton     | 1                | 2            | 3,237            | 557            | 15%              | <b>3,796</b>     |
| Madison      | 2                | 15           | 3,988            | 526            | 12%              | <b>4,529</b>     |
| Wakulla      | 2                | 35           | 6,068            | 507            | 8%               | <b>6,610</b>     |
| Unknown      |                  | 32           | 4,299            | 489            | 10%              | <b>4,820</b>     |
| Levy         |                  | 8            | 4,825            | 462            | 9%               | <b>5,295</b>     |
| Washington   | 5                | 2            | 3,296            | 433            | 12%              | <b>3,731</b>     |
| Glades       |                  | 1            | 672              | 385            | 36%              | <b>1,058</b>     |
| Holmes       | 1                | 9            | 3,394            | 375            | 10%              | <b>3,778</b>     |
| Liberty      |                  | 1            | 2,601            | 335            | 11%              | <b>2,937</b>     |
| Gilchrist    | 3                | 6            | 2,972            | 308            | 9%               | <b>3,286</b>     |
| Baker        | 10               | 1            | 3,678            | 300            | 8%               | <b>3,979</b>     |
| Taylor       | 5                | 2            | 2,436            | 266            | 10%              | <b>2,704</b>     |
| Calhoun      |                  | 5            | 1,790            | 254            | 12%              | <b>2,049</b>     |
| Gulf         |                  | 4            | 2,784            | 241            | 8%               | <b>3,029</b>     |
| Bradford     | 1                | 3            | 3,564            | 233            | 6%               | <b>3,800</b>     |
| Dixie        |                  | 3            | 2,020            | 230            | 10%              | <b>2,253</b>     |
| Union        |                  | 1            | 2,856            | 212            | 7%               | <b>3,069</b>     |
| Jefferson    | 1                | 2            | 1,900            | 174            | 8%               | <b>2,076</b>     |
| Franklin     | 1                | 1            | 2,207            | 88             | 4%               | <b>2,296</b>     |
| Lafayette    |                  | 3            | 729              | 83             | 10%              | <b>815</b>       |
| <b>Total</b> | <b>2,871</b>     | <b>4,630</b> | <b>2,962,648</b> | <b>423,855</b> | <b>12%</b>       | <b>3,391,133</b> |

# COVID-19: testing by laboratory

Data through Jul 25, 2020 verified as of Jul 26, 2020 at 09:25 AM

Data in this report are provisional and subject to change.

The numbers in the table below represent the number for whom test results were received by the Department of Health. A person can be tested by more than one laboratory and can have both positive and negative results. **Therefore, the sum of the numbers in each column will be larger than the total number of people tested.**

| Reporting lab                                 | Inconclusive | Negative | Positive | Percent positive | Total   |
|---|--------------|----------|----------|------------------|---------|
| QUEST DIAGNOSTICS - TAMPA                     | 3,051        | 561,626  | 76,939   | 12%              | 641,616 |
| LABORATORY CORPORATION OF AMERICA             | 838          | 558,578  | 81,698   | 13%              | 641,114 |
| BIO REFERENCE LABORATORIES, INC               | 3,406        | 367,711  | 68,190   | 16%              | 439,307 |
| GENETWORX                                     | 662          | 343,488  | 29,580   | 8%               | 373,730 |
| REALTOX LABS LLC                              | 1,597        | 168,868  | 27,742   | 14%              | 198,207 |
| CURATIVE_LABS                                 | 1,650        | 107,812  | 6,416    | 6%               | 115,878 |
| ADVENT HEALTH LAB                             | 112          | 101,270  | 13,966   | 12%              | 115,348 |
| NORTHWEST LABORATORY                          | 106          | 109,558  | 4,679    | 4%               | 114,343 |
| MEDICAL DIAGNOSTIC LABORATORIES               | 656          | 70,320   | 9,883    | 12%              | 80,859  |
| KORVALABS, INC                                | 660          | 76,447   | 3,055    | 4%               | 80,162  |
| BIOCOLLECTIONS WORLDWIDE, INC                 | 167          | 50,262   | 8,107    | 14%              | 58,536  |
| MAYO CLINIC LABORATORIES                      | 94           | 52,519   | 5,043    | 9%               | 57,656  |
| MEMORIAL REGIONAL HOSPITAL SOUTH              | 18           | 41,572   | 10,330   | 20%              | 51,920  |
| QUEST DIAGNOSTICS NICHOLS INSTITUTE, INC.     | 163          | 45,504   | 5,700    | 11%              | 51,367  |
| BAYCARE LABORATORIES LLC                      | 236          | 45,046   | 4,770    | 10%              | 50,052  |
| BPHL-JACKSONVILLE                             | 12           | 35,924   | 6,806    | 16%              | 42,742  |
| SACRED HEART HOSPITAL LABORATORY              | 2            | 38,117   | 4,281    | 10%              | 42,400  |
| ORLANDO REG MED CENTER CLINICAL LAB           | 379          | 37,310   | 4,675    | 11%              | 42,364  |
| DIATHERIX LABORATORIES                        |              | 33,453   | 4,408    | 12%              | 37,861  |
| TAMPA GENERAL HOSPITAL                        | 4            | 33,688   | 2,543    | 7%               | 36,235  |
| TESTING MATTERS INC                           |              | 31,543   | 4,281    | 12%              | 35,824  |
| UF PATHLABS                                   | 33           | 34,395   | 1,271    | 4%               | 35,699  |
| ELABNETWORK                                   | 1            | 32,447   | 2,486    | 7%               | 34,934  |
| VIRACOR-EUROFINS LABORATORIES                 |              | 23,541   | 7,594    | 24%              | 31,135  |
| JACKSON MEMORIAL HOSPITAL CLINICAL LAB        | 79           | 24,836   | 5,868    | 19%              | 30,783  |
| ARUP LABORATORIES                             |              | 28,423   | 2,063    | 7%               | 30,486  |
| BPHL-MIAMI                                    | 188          | 22,484   | 4,393    | 16%              | 27,065  |
| MAKO MEDICAL LABORATORIES                     | 718          | 20,245   | 3,534    | 14%              | 24,497  |
| BPHL-TAMPA (SPECTRUM BLVD)                    | 44           | 20,638   | 3,330    | 14%              | 24,012  |
| SHANDS AT THE UNIVERSITY OF FLORIDA           | 66           | 20,757   | 996      | 5%               | 21,819  |
| AIT LABORATORIES                              |              | 18,707   | 2,166    | 10%              | 20,873  |
| ST VINCENT'S MEDICAL CENTER - RIVERSIDE       | 1            | 16,331   | 1,908    | 10%              | 18,240  |
| LAKELAND REGIONAL MEDICAL CENTER              | 36           | 16,198   | 1,816    | 10%              | 18,050  |
| WALGREENS                                     | 9            | 14,119   | 2,287    | 14%              | 16,415  |
| CAPE CORAL HOSPITAL CLINICAL LABORATORY       |              | 13,561   | 2,450    | 15%              | 16,011  |
| BROWARD GENERAL MEDICAL CENTER-CLINICAL LAB   | 2            | 12,264   | 1,660    | 12%              | 13,926  |
| BAPTIST HOSPITAL OF MIAMI CLINICAL LABORATORY | 5            | 9,964    | 1,945    | 16%              | 11,914  |
| STATLAB_MOBILE                                |              | 11,111   | 772      | 6%               | 11,883  |
| SHANDS JACKSONVILLE MEDICAL CENTER INC        | 31           | 10,846   | 932      | 8%               | 11,809  |
| CLEVELAND CLINIC HOSPITAL LAB                 | 4            | 10,092   | 1,003    | 9%               | 11,099  |
| BAPTIST MEDICAL CENTER JACKSONVILLE           | 1            | 10,240   | 630      | 6%               | 10,871  |
| FLORIDA HOSPITAL - TAMPA                      | 5            | 9,589    | 903      | 9%               | 10,497  |
| ADVENTHEALTH DAYTONA BEACH                    | 17           | 9,648    | 683      | 7%               | 10,348  |
| NAPLES COMMUNITY HOSPITAL                     | 12           | 9,225    | 1,036    | 10%              | 10,273  |
| ST JOSEPHS HOSPITAL LABORATORY                | 7            | 8,173    | 1,038    | 11%              | 9,218   |
| PALMETTO GENERAL HOSPITAL LAB                 | 2            | 6,974    | 2,179    | 24%              | 9,155   |

# COVID-19: testing by laboratory

Data through Jul 25, 2020 verified as of Jul 26, 2020 at 09:25 AM

Data in this report are provisional and subject to change.

The numbers in the table below represent the number for whom test results were received by the Department of Health. A person can be tested by more than one laboratory and can have both positive and negative results. **Therefore, the sum of the numbers in each column will be larger than the total number of people tested.**

| Reporting lab                                   | Inconclusive | Negative | Positive | Percent positive | Total |
|---|--------------|----------|----------|------------------|-------|
| INTEGRATED REGIONAL LABORATORIES LLP            |              | 7,230    | 1,301    | 15%              | 8,531 |
| MOUNT SINAI MEDICAL CENTER                      | 3            | 7,401    | 875      | 11%              | 8,279 |
| LABCORP BURLINGTON (ELR)                        | 2            | 7,533    | 256      | 3%               | 7,791 |
| SARASOTA MEMORIAL HOSPITAL MAIN LAB             | 12           | 7,031    | 664      | 9%               | 7,707 |
| JFK MEDICAL CENTER LAB                          | 1            | 6,420    | 1,259    | 16%              | 7,680 |
| MORTON PLANT HOSPITAL-ADLER INSTITUTE           | 7            | 7,004    | 574      | 8%               | 7,585 |
| SAINT MARY'S MEDICAL CENTER                     | 10           | 6,355    | 1,054    | 14%              | 7,419 |
| NORTH FLORIDA REGIONAL MEDICAL CENTER           |              | 6,628    | 590      | 8%               | 7,218 |
| TALLAHASSEE MEMORIAL HOSPITAL                   | 1            | 6,654    | 535      | 7%               | 7,190 |
| SOUTH MIAMI HOSPITAL LAB                        | 8            | 6,054    | 942      | 13%              | 7,004 |
| REAL DIAGNOSTICS                                | 77           | 6,449    | 465      | 7%               | 6,991 |
| UNIVERSITY OF MIAMI HOSPITAL                    | 9            | 5,640    | 1,322    | 19%              | 6,971 |
| BRANDON REGIONAL HOSPITAL                       |              | 5,844    | 1,102    | 16%              | 6,946 |
| MILLENNIUM PHYSICIAN GROUP                      |              | 5,803    | 1,116    | 16%              | 6,919 |
| NICKLAUS CHILDREN'S HOSPITAL                    | 14           | 5,576    | 1,153    | 17%              | 6,743 |
| JUPITER MEDICAL CENTER LAB                      | 19           | 5,555    | 840      | 13%              | 6,414 |
| WELLINGTON REGIONAL MED CTR LAB                 | 3            | 5,438    | 900      | 14%              | 6,341 |
| MEMORIAL REGIONAL HOSPITAL CLINICAL LABORATORY  | 7            | 5,806    | 451      | 7%               | 6,264 |
| ECCO LAB GROUP CO                               | 189          | 4,653    | 1,356    | 22%              | 6,198 |
| INDIAN RIVER MEDICAL CENTER LAB                 |              | 5,832    | 349      | 6%               | 6,181 |
| FLORIDA HOSPITAL WATERMAN LABORATORY            | 11           | 5,645    | 447      | 7%               | 6,103 |
| LARKIN COMMUNITY HOSPITAL                       | 10           | 4,942    | 915      | 16%              | 5,867 |
| APPLIED INGENUITY DIAGNOSTICS LLC               |              | 5,410    | 329      | 6%               | 5,739 |
| AEGIS SCIENCES CORPORATION                      | 26           | 5,136    | 383      | 7%               | 5,545 |
| BAPTIST HOSPITAL OF MIAMI MOLECULAR DIAGNOSTICS | 49           | 4,602    | 680      | 13%              | 5,331 |
| PANCARE OF FLORIDA INC                          |              | 5,032    | 235      | 4%               | 5,267 |
| DELRAY MEDICAL CENTER                           | 2            | 4,562    | 600      | 12%              | 5,164 |
| HOMESTEAD HOSPITAL CLINICAL LABORATORY          |              | 3,958    | 1,075    | 21%              | 5,033 |
| ST ANTHONY'S HOSPITAL LAB                       | 10           | 4,419    | 597      | 12%              | 5,026 |
| MEMORIAL HOSPITAL JACKSONVILLE                  | 8            | 3,983    | 1,019    | 20%              | 5,010 |
| ARNOLD PALMER MEDICAL CENTER CLINICAL LAB       |              | 4,723    | 121      | 2%               | 4,844 |
| SUNPATH MEDICAL DIAGNOSTICS LABORATORY          | 22           | 4,164    | 596      | 12%              | 4,782 |
| WINTER HAVEN HOSPITAL CLINICAL LABORATORY       | 1            | 3,928    | 731      | 16%              | 4,660 |
| OSCEOLA REGIONAL MEDICAL CENTER                 | 1            | 3,880    | 775      | 17%              | 4,656 |
| WEST KENDALL BAPTIST HOSPITAL LABORATORY        | 2            | 3,702    | 908      | 20%              | 4,612 |
| ST JOSEPHS HOSPITAL SOUTH LABORATORY            | 6            | 3,824    | 582      | 13%              | 4,412 |
| GOOD SAMARITAN MEDICAL CENTER LAB               | 1            | 3,547    | 721      | 17%              | 4,269 |
| MEASE COUNTRYSIDE LAB                           |              | 3,822    | 413      | 10%              | 4,235 |
| LEESBURG REGIONAL MEDICAL CENTER                |              | 3,737    | 457      | 11%              | 4,194 |
| Florida_Hospital                                | 1            | 3,407    | 773      | 18%              | 4,181 |
| ORANGE PARK MEDICAL CENTER                      | 4            | 3,235    | 852      | 21%              | 4,091 |
| BAPTIST MEDICAL CENTER SOUTH                    |              | 3,752    | 293      | 7%               | 4,045 |
| GULF COAST MEDICAL CENTER MICROLAB              |              | 3,002    | 1,022    | 25%              | 4,024 |
| LAWNWOOD REGIONAL MEDICAL CENTER                | 1            | 3,341    | 595      | 15%              | 3,937 |

# COVID-19: testing by laboratory

Data through Jul 25, 2020 verified as of Jul 26, 2020 at 09:25 AM

Data in this report are provisional and subject to change.

The numbers in the table below represent the number for whom test results were received by the Department of Health. A person can be tested by more than one laboratory and can have both positive and negative results. **Therefore, the sum of the numbers in each column will be larger than the total number of people tested.**

| Reporting lab                                      | Inconclusive | Negative | Positive | Percent positive | Total |
|--|--------------|----------|----------|------------------|-------|
| QUEST DIAGNOSTICS NICHOLS INSTITUTE - SJC (ELR)    | 11           | 3,348    | 483      | 13%              | 3,842 |
| WESTSIDE REGIONAL MED CTR                          | 2            | 2,924    | 701      | 19%              | 3,627 |
| HALIFAX MEDICAL CENTER LAB                         | 10           | 3,080    | 496      | 14%              | 3,586 |
| FLORIDA HOSPITAL HEARTLAND MED CTR CLINICAL LAB    | 1            | 3,269    | 302      | 8%               | 3,572 |
| MANATEE MEMORIAL HOSPITAL                          |              | 3,156    | 387      | 11%              | 3,543 |
| BAPTIST HOSPITAL LABORATORY                        | 4            | 2,969    | 538      | 15%              | 3,511 |
| WEST BOCA MEDICAL CENTER LAB                       |              | 3,110    | 384      | 11%              | 3,494 |
| DRS CLACK SPENCER WHITE & MCCORMACK PA D/B/A       |              | 2,944    | 499      | 14%              | 3,443 |
| MEMORIAL HOSPITAL WEST LABORATORY SERVICES         | 10           | 3,071    | 342      | 10%              | 3,423 |
| AVENTURA HOSPITAL LAB                              |              | 2,507    | 904      | 27%              | 3,411 |
| Lee Memorial Hospital                              |              | 2,778    | 627      | 18%              | 3,405 |
| WEST FLORIDA HOSPITAL LAB                          |              | 2,661    | 727      | 21%              | 3,388 |
| CORAL GABLES HOSPITAL CLINICAL LABORATORY          |              | 2,546    | 822      | 24%              | 3,368 |
| MERCY HOSPITAL A CAMPUS OF PLANTATION GEN HOSP LAB | 1            | 2,482    | 884      | 26%              | 3,367 |
| HEALTH PARK MEDICAL CENTER CLINICAL LAB            |              | 2,683    | 683      | 20%              | 3,366 |
| NEW YORK STATE ELR - SUNRISE MEDICAL LABORATORIES  |              | 3,288    | 77       | 2%               | 3,365 |
| NCH NORTH NAPLES HOSPITAL LAB                      | 1            | 2,972    | 352      | 11%              | 3,325 |
| FLORIDA HOSPITAL WESLEY CHAPEL                     | 1            | 3,018    | 301      | 9%               | 3,320 |
| LARGO MEDICAL CENTER                               |              | 2,789    | 446      | 14%              | 3,235 |
| PALM BEACH GARDENS MEDICAL CTR LAB                 |              | 2,911    | 322      | 10%              | 3,233 |
| BETHESDA HOSPITAL EAST                             |              | 2,867    | 360      | 11%              | 3,227 |
| BROWARD HEALTH NORTH CLINICAL LABORATORY           |              | 2,766    | 453      | 14%              | 3,219 |
| DOCTORS HOSPITAL                                   | 2            | 2,552    | 662      | 21%              | 3,216 |
| CLEVELAND CLINIC MARTIN SOUTH HOSPITAL             |              | 2,910    | 292      | 9%               | 3,202 |
| NORTHWEST MEDICAL CENTER                           | 1            | 2,414    | 763      | 24%              | 3,178 |
| CORAL SPRINGS MED CTR                              |              | 2,825    | 316      | 10%              | 3,141 |
| OAK HILL HOSPITAL                                  |              | 2,829    | 310      | 10%              | 3,139 |
| PALMS WEST HOSPITAL LAB                            | 2            | 2,456    | 666      | 21%              | 3,124 |
| NORTH SHORE MEDICAL CENTER                         |              | 2,349    | 702      | 23%              | 3,051 |
| FLORIDA HOSPITAL ZEPHYRHILLS                       |              | 2,711    | 203      | 7%               | 2,914 |
| MOFFITT CANCER CENTER                              | 5            | 2,877    | 31       | 1%               | 2,913 |
| QUEST DIAGNOSTICS - WEST HILLS                     | 12           | 2,741    | 129      | 4%               | 2,882 |
| FLORIDA HOSPITAL FLAGLER                           | 2            | 2,617    | 162      | 6%               | 2,781 |
| RUTGERS CLINICAL GENOMICS LABORATORY               | 5            | 2,631    | 131      | 5%               | 2,767 |
| Capital Regional Medical Ctr                       |              | 2,218    | 508      | 19%              | 2,726 |
| BLAKE MEDICAL CENTER                               |              | 2,205    | 514      | 19%              | 2,719 |
| FLORIDA MEDICAL CENTER - A CAMPUS OF NORTH SHORE   | 2            | 2,215    | 436      | 16%              | 2,653 |
| NEMOURS CHILDRENS HOSPITAL                         |              | 2,556    | 53       | 2%               | 2,609 |
| REGIONAL MEDICAL CENTER BAYONET POINT              | 1            | 2,395    | 208      | 8%               | 2,604 |
| MARTIN HOSPITAL SOUTH LAB                          |              | 2,504    | 90       | 3%               | 2,594 |
| THE VILLAGES REGIONAL HOSPITAL                     |              | 2,391    | 196      | 8%               | 2,587 |
| PLANTATION GENERAL HOSPITAL                        |              | 1,850    | 674      | 27%              | 2,524 |
| BAYFRONT MEDICAL CENTER                            | 9            | 1,826    | 645      | 26%              | 2,480 |
| FLORIDA HOSPITAL OF CARROLLWOOD                    |              | 2,079    | 366      | 15%              | 2,445 |

# COVID-19: testing by laboratory

Data through Jul 25, 2020 verified as of Jul 26, 2020 at 09:25 AM

Data in this report are provisional and subject to change.

The numbers in the table below represent the number for whom test results were received by the Department of Health. A person can be tested by more than one laboratory and can have both positive and negative results. **Therefore, the sum of the numbers in each column will be larger than the total number of people tested.**

| Reporting lab                                      | Inconclusive | Negative | Positive | Percent positive | Total |
|--|--------------|----------|----------|------------------|-------|
| LARKIN COMMUNITY HOSPITAL INC DBA CARDIOTROPIC     |              | 200      | 2,200    | 92%              | 2,400 |
| NORTHSIDE HOSPITAL AND HEART INSTITUTE             |              | 2,053    | 342      | 14%              | 2,395 |
| FLORIDA HOSPITAL DELAND                            |              | 1,981    | 402      | 17%              | 2,383 |
| MEDICAL CENTER OF TRINITY CLINICAL LABORATORY      |              | 2,013    | 368      | 15%              | 2,381 |
| MORTON PLANT-MEASE                                 |              | 2,147    | 173      | 7%               | 2,320 |
| ST JOSEPHS NORTH HOSPITAL LAB                      |              | 2,039    | 260      | 11%              | 2,299 |
| OCALA REGIONAL MEDICAL CENTER                      |              | 2,037    | 225      | 10%              | 2,262 |
| LAKE CITY MEDICAL CENTER                           |              | 1,757    | 492      | 22%              | 2,249 |
| BAPTIST MEDICAL CENTER - BEACHES                   |              | 2,100    | 133      | 6%               | 2,233 |
| IMPERIAL POINT MEDICAL CENTER                      |              | 2,010    | 222      | 10%              | 2,232 |
| LAKELWOOD RANCH MEDICAL CENTER                     |              | 1,910    | 207      | 10%              | 2,117 |
| CARDIOTROPIC LABS                                  |              | 1,544    | 520      | 25%              | 2,064 |
| CENTRAL FLORIDA REGIONAL HOSPITAL                  |              | 1,754    | 292      | 14%              | 2,046 |
| GULF COAST MEDICAL CENTER LAB                      |              | 1,655    | 384      | 19%              | 2,039 |
| DR. P. PHILLIPS HOSPITAL                           |              | 2,000    | 38       | 2%               | 2,038 |
| MARTIN MEMORIAL HEALTH SYSTEM LABORATORY           |              | 1,880    | 154      | 8%               | 2,034 |
| ST LUCIE MEDICAL CENTER                            |              | 1,618    | 359      | 18%              | 1,977 |
| SOUTH FLORIDA BAPTIST HOSPITAL MICRO               | 1            | 1,644    | 301      | 15%              | 1,946 |
| WESTCHESTER HOSPITAL                               | 12           | 1,608    | 313      | 16%              | 1,933 |
| POINCIANA MEDICAL CENTER                           |              | 1,333    | 510      | 28%              | 1,843 |
| SOUTH LAKE HOSPITAL CLINICAL LAB                   |              | 1,771    | 35       | 2%               | 1,806 |
| QUEST DIAGNOSTICS                                  | 2            | 1,522    | 245      | 14%              | 1,769 |
| BAPTIST MEDICAL CENTER - NASSAU                    |              | 1,669    | 88       | 5%               | 1,757 |
| UNIVERSITY HOSPITAL AND MEDICAL CENTER             |              | 1,260    | 451      | 26%              | 1,711 |
| FLORIDA HOSPITAL NORTH PINELLAS                    | 5            | 1,567    | 123      | 7%               | 1,695 |
| PHYSICIANS REGIONAL MEDICAL CENTER - PINE RIDGE RD |              | 1,370    | 308      | 18%              | 1,678 |
| MEMORIAL HOSPITAL- MIRAMAR                         | 10           | 1,481    | 124      | 8%               | 1,615 |
| WEST PALM HOSPITAL LAB                             |              | 1,368    | 237      | 15%              | 1,605 |
| WEST MARION COMMUNITY HOSPITAL LAB                 |              | 1,436    | 142      | 9%               | 1,578 |
| MEMORIAL HOSPITAL MICRO                            |              | 1,383    | 173      | 11%              | 1,556 |
| OPTEO LABORATORY                                   |              | 1,501    | 29       | 2%               | 1,530 |
| ST PETERSBURG GENERAL HOSPITAL                     |              | 1,093    | 427      | 28%              | 1,520 |
| LEE HEALTH COCONUT POINT CLINICAL LAB              | 1            | 1,210    | 292      | 19%              | 1,503 |
| MEDCOMP SCIENCES LLC                               | 23           | 935      | 544      | 36%              | 1,502 |
| SOUTH SEMINOLE HOSPITAL LABORATORY                 |              | 1,446    | 56       | 4%               | 1,502 |
| MEASE DUNEDIN HOSPITAL                             | 4            | 1,329    | 144      | 10%              | 1,477 |
| INFORM DIAGNOSTICS, INC                            |              | 1,420    | 53       | 4%               | 1,473 |
| CITRUS MEMORIAL HOSPITAL LABORATORY                |              | 1,413    | 51       | 3%               | 1,464 |
| QUEST DIAGNOSTICS LENEXA                           | 8            | 1,341    | 101      | 7%               | 1,450 |
| QUEST NEW ENGLAND                                  | 3            | 1,401    | 43       | 3%               | 1,447 |
| OVIEDO MEDICAL CENTER                              |              | 1,180    | 225      | 16%              | 1,405 |
| MEMORIAL HOSPITAL PEMBROKE                         | 3            | 1,219    | 163      | 12%              | 1,385 |
| HIALEAH HOSPITAL                                   | 3            | 1,004    | 371      | 27%              | 1,378 |
| BAPTIST NORTH EMERGENCY CENTER                     |              | 971      | 406      | 29%              | 1,377 |
| FORT WALTON BEACH MEDICAL CENTER                   |              | 1,197    | 166      | 12%              | 1,363 |
| FLORIDA HOSPITAL FISH MEMORIAL                     |              | 1,102    | 234      | 18%              | 1,336 |

# COVID-19: testing by laboratory

Data through Jul 25, 2020 verified as of Jul 26, 2020 at 09:25 AM

Data in this report are provisional and subject to change.

The numbers in the table below represent the number for whom test results were received by the Department of Health. A person can be tested by more than one laboratory and can have both positive and negative results. **Therefore, the sum of the numbers in each column will be larger than the total number of people tested.**

| Reporting lab  | Inconclusive | Negative | Positive | Percent positive | Total |
|--|--------------|----------|----------|------------------|-------|
| ST VINCENT'S MEDICAL CENTER - SOUTHSIDE                      |              | 1,307    | 26       | 2%               | 1,333 |
| DOCTORS HOSPITAL OF SARASOTA CLINICAL LABORATORY             |              | 1,137    | 136      | 11%              | 1,273 |
| UHEALTH CORAL GABLES/LENNAR MED CTR                          |              | 1,222    | 46       | 4%               | 1,268 |
| VISTA CLINICAL   |              | 745      | 517      | 41%              | 1,262 |
| LEON MEDICAL CENTERS LLC                                     |              | 943      | 304      | 24%              | 1,247 |
| ABL MEDICAL CARE LLC   |              | 1,039    | 201      | 16%              | 1,240 |
| CLEVELAND CLINIC TRADITION HOSPITAL                          |              | 1,076    | 140      | 12%              | 1,216 |
| PALMS OF PASADENA HOSPITAL                                   |              | 1,040    | 175      | 14%              | 1,215 |
| CLINICORE LABS   |              | 1,112    | 88       | 7%               | 1,200 |
| QUEST DIAGNOSTICS - ATLANTA                                  |              | 1,018    | 171      | 14%              | 1,189 |
| LOWER KEYS MEDICAL CENTER                                    |              | 1,060    | 93       | 8%               | 1,153 |
| RAULERSON HOSPITAL   |              | 933      | 181      | 16%              | 1,114 |
| CLEVELAND CLINIC MARTIN NORTH HOSPITAL                       |              | 944      | 147      | 13%              | 1,091 |
| SOUTH BAY HOSPITAL MICRO                                     |              | 903      | 167      | 16%              | 1,070 |
| QUEST DIAGNOSTICS - MIRAMAR                                  | 6            | 298      | 755      | 71%              | 1,059 |
| PUTNAM COMMUNITY MEDICAL CENTER                              |              | 915      | 135      | 13%              | 1,050 |
| BARTOW REGIONAL MEDICAL CENTER                               | 1            | 855      | 150      | 15%              | 1,006 |
| PHYSICIANS REGIONAL MEDICAL CENTER - COLLIER BLVD            | 1            | 786      | 199      | 20%              | 986   |
| BMCT Molecular Diagnostics Subsection                        |              | 786      | 192      | 20%              | 978   |
| ANNE BATES LEACH EYE HOSPITAL/ ABLEH MICROBIOLOGY LABORATORY |              | 949      | 28       | 3%               | 977   |
| LMHS   |              | 901      | 75       | 8%               | 976   |
| TWIN CITIES HOSPITAL   |              | 875      | 71       | 8%               | 946   |
| ORLANDO VA MEDICAL CENTER                                    |              | 853      | 90       | 10%              | 943   |
| VIKOR SCIENTIFIC   | 2            | 601      | 319      | 35%              | 922   |
| P4 CLINICAL, LLC   | 10           | 757      | 145      | 16%              | 912   |
| AMERICAN HEALTH ASSOCIATES                                   | 5            | 502      | 401      | 44%              | 908   |
| ADVENTHEALTH OCALA LABORATORY                                |              | 729      | 166      | 19%              | 895   |
| BETHESDA HOSPITAL WEST                                       |              | 814      | 77       | 9%               | 891   |
| SYNERGY LABORATORIES   | 2            | 827      | 56       | 6%               | 885   |
| HIGHLANDS REGIONAL MEDICAL CENTER                            |              | 743      | 115      | 13%              | 858   |
| LAKESIDE MEDICAL CENTER                                      |              | 546      | 292      | 35%              | 838   |
| FLORIDA HOSPITAL ORLANDO                                     |              | 745      | 72       | 9%               | 817   |
| ST VINCENTS CLAY COUNTY                                      |              | 775      | 23       | 3%               | 798   |
| GULF BREEZE HOSPITAL LAB                                     | 1            | 668      | 103      | 13%              | 772   |
| NIGHT LITE PEDIATRICS  |              | 509      | 204      | 29%              | 713   |
| ENGLEWOOD COMMUNITY HOSPITAL                                 |              | 646      | 57       | 8%               | 703   |
| SACRED HEART-EMERALD COAST                                   |              | 589      | 109      | 16%              | 698   |
| AVENTUS BIOLABS  | 1            | 380      | 317      | 45%              | 698   |
| QUEST DIAGNOSTICS INFECTIOUS DISEASE INC                     |              | 294      | 388      | 57%              | 682   |
| VISTA CLINICAL DIAGNOSTICS                                   |              | 357      | 315      | 47%              | 672   |
| ACCESSDX   | 6            | 364      | 293      | 44%              | 663   |
| BAPTIST EMERGENCY CENTER OAKLEAF                             |              | 546      | 108      | 17%              | 654   |
| CAPSTONE HEALTHCARE  |              | 437      | 213      | 33%              | 650   |
| ACCESS MEDICAL LABORATORIES                                  |              | 240      | 362      | 60%              | 602   |
| MARINERS HOSPITAL  |              | 487      | 75       | 13%              | 562   |
| BAPTIST HEALTH EMERGENCY CENTER COUNTRY WALK                 |              | 457      | 94       | 17%              | 551   |

# COVID-19: testing by laboratory

Data through Jul 25, 2020 verified as of Jul 26, 2020 at 09:25 AM

Data in this report are provisional and subject to change.

The numbers in the table below represent the number for whom test results were received by the Department of Health. A person can be tested by more than one laboratory and can have both positive and negative results. **Therefore, the sum of the numbers in each column will be larger than the total number of people tested.**

| Reporting lab   | Inconclusive | Negative | Positive | Percent positive | Total |
|---|--------------|----------|----------|------------------|-------|
| PWN HEALTH  | 1            | 344      | 197      | 36%              | 542   |
| QUEST DIAGNOSTICS WOOD DALE                                     |              | 489      | 49       | 9%               | 538   |
| BAPTIST EMERGENCY CENTER CLAY                                   |              | 463      | 68       | 13%              | 531   |
| UNIVERSITY OF MIAMI HOSPITAL & CLINICS                          | 1            | 481      | 45       | 9%               | 527   |
| ORLANDO HEALTH  |              | 11       | 514      | 98%              | 525   |
| WALGREEN CO   | 1            | 458      | 59       | 11%              | 518   |
| EGLIN AIRFORCE BASE LAB   |              | 478      | 38       | 7%               | 516   |
| LAB24 INC   |              |          | 497      | 100%             | 497   |
| PATIENTS CHOICE LABORATORIES                                    |              | 178      | 317      | 64%              | 495   |
| VAMC ORLANDO  |              | 296      | 193      | 39%              | 489   |
| NCH HEALTHCARE SYSTEM MICROBIOLOGY LAB                          |              | 1        | 485      | 100%             | 486   |
| PATHNOSTICS   |              | 36       | 430      | 92%              | 466   |
| HEALTHQUEST ESOTERICS   |              | 71       | 395      | 85%              | 466   |
| MARTIN MEMORIAL HEALTH SYSTEMS LABORATORY                       |              | 407      | 33       | 8%               | 440   |
| LEE MEMORIAL HOSPITAL LAB                                       |              |          | 437      | 100%             | 437   |
| PANCARE OF FLORIDA, INC   |              |          | 436      | 100%             | 436   |
| BARDMOOR LABORATORY   | 1            | 373      | 58       | 13%              | 432   |
| LABCORP RTP   | 1            | 40       | 391      | 91%              | 432   |
| QUEST   | 3            | 84       | 342      | 80%              | 429   |
| QUEST DIAGNOSTICS - IRVING                                      | 7            | 237      | 163      | 40%              | 407   |
| LUMINUS DIAGNOSTICS   |              | 291      | 109      | 27%              | 400   |
| AVERO DIAGNOSTICS - IRVING                                      |              | 347      | 52       | 13%              | 399   |
| BIOREFERENCE LABORATORIES                                       |              | 27       | 361      | 93%              | 388   |
| NONE  |              | 185      | 202      | 52%              | 387   |
| TAMPA COMMUNITY HOSPITAL  |              | 245      | 142      | 37%              | 387   |
| SOUTHEAST ALABAMA MEDICAL CENT                                  |              | 346      | 30       | 8%               | 376   |
| QUEST DIAGNOSTICS NICHOLS INSTITUTE                             | 5            | 351      | 16       | 4%               | 372   |
| BOSTON HEART DIAGNOSTICS CORP                                   |              | 354      | 16       | 4%               | 370   |
| NCH NORTHEAST   |              | 236      | 133      | 36%              | 369   |
| INFORM DIAGNOSTICS  |              | 346      | 2        | 1%               | 348   |
| UHEALTH DEERFIELD BEACH/UMSYLVESTER DEERFIELD BEACH LABORATORY  | 2            | 317      | 22       | 6%               | 341   |
| JACKSON HOSPITAL LAB  |              | 310      | 28       | 8%               | 338   |
| MEMORIAL PEMBROKE 24/7 CARE CENTER                              |              | 244      | 85       | 26%              | 329   |
| CLARITY LABS  |              | 276      | 49       | 15%              | 325   |
| DAVITA LABS   |              | 290      | 26       | 8%               | 316   |
| PATIENTS FIRST - MAHAN DRIVE                                    |              | 161      | 150      | 48%              | 311   |
| ADVANCE MEDICAL OF NAPLES                                       |              |          | 310      | 100%             | 310   |
| APPLIED INGENUITY DIAGNOSTICS                                   |              | 279      | 27       | 9%               | 306   |
| NEW YORK STATE ELR - NORTH SHORE LONG ISLAND JEWISH HEALTH      |              | 280      | 21       | 7%               | 301   |
| DYNIX DIAGNOSTICS   |              | 187      | 107      | 36%              | 294   |
| BIO COLLECTIONS INC   | 1            | 151      | 139      | 48%              | 291   |
| JACKSON HOSPITAL CLINICAL LABORATORY                            |              | 232      | 57       | 20%              | 289   |
| PATIENT'S FIRST   |              | 3        | 280      | 99%              | 283   |
| MARTIN MEMORIAL LABORATORY AT ST LUCIE WEST                     |              | 239      | 40       | 14%              | 279   |
| NEW YORK STATE ELR - NYU HOSPITALS CENTER CLINICAL LABORATORIES |              | 265      | 11       | 4%               | 276   |
| NEW YORK STATE ELR - LENCO MEDICAL LABORATORY                   |              | 262      | 13       | 5%               | 275   |



# COVID-19: testing by laboratory

Data through Jul 25, 2020 verified as of Jul 26, 2020 at 09:25 AM

Data in this report are provisional and subject to change.

The numbers in the table below represent the number for whom test results were received by the Department of Health. A person can be tested by more than one laboratory and can have both positive and negative results. **Therefore, the sum of the numbers in each column will be larger than the total number of people tested.**

| Reporting lab   | Inconclusive | Negative | Positive | Percent positive | Total |
|---|--------------|----------|----------|------------------|-------|
| DESOTO MEMORIAL HOSPITAL CLINICAL LABORATORY                      | 2            | 198      | 75       | 27%              | 275   |
| ECCOLAB GROUP   | 1            | 73       | 199      | 73%              | 273   |
| UAB HIGHLANDS LABORATORY  |              | 262      | 2        | 1%               | 264   |
| Assurance Scientific Laboratories                                 |              | 201      | 59       | 23%              | 260   |
| NEW YORK STATE ELR - DEPARTMENT OF CLINICAL LABS                  |              | 253      | 4        | 2%               | 257   |
| MINUTECLINIC LLC #3703  |              | 218      | 34       | 13%              | 252   |
| PHYSICIANS STAT LAB   |              | 133      | 118      | 47%              | 251   |
| LABCORP   |              | 26       | 220      | 89%              | 246   |
| MAKO GENOMICS   |              | 218      | 11       | 5%               | 229   |
| GENESIS REFERENCE LABORATORIES                                    |              | 1        | 226      | 100%             | 227   |
| FLO-MEDILAB SERVICES  |              | 80       | 144      | 64%              | 224   |
| THERADOC  |              | 150      | 68       | 31%              | 218   |
| EXPRESS GENE MOLECULAR DIAGNOSTIC LABORATORY                      |              | 2        | 213      | 99%              | 215   |
| LAB CORP  | 1            | 68       | 146      | 68%              | 215   |
| NORTH FLORIDA PEDIATRICS-TALLAHASSEE                              |              | 195      | 18       | 8%               | 213   |
| MEDSCAN LABORATORY INC  |              | 136      | 74       | 35%              | 210   |
| NCF DIAGNOSTICS & DNA TECHNOLOGIES                                | 10           | 14       | 186      | 89%              | 210   |
| JAY HOSPITAL CLINICAL LABORATORY                                  |              | 167      | 39       | 19%              | 206   |
| CORE DIAGNOSTIC LABORATORIES LLC                                  |              | 174      | 30       | 15%              | 204   |
| MILLENNIUM PATHOLOGY  |              |          | 189      | 100%             | 189   |
| HENDRY REGIONAL MEDICAL CENTER                                    |              | 2        | 186      | 99%              | 188   |
| BAPTIST MD ANDERSON CANCER CENTER                                 |              | 185      |          |                  | 185   |
| VAMC WEST PALM LAB  |              |          | 184      | 100%             | 184   |
| ADVENTHEALTH LAB  |              |          | 181      | 100%             | 181   |
| AVECINA MEDICAL OAKLEAF   |              | 33       | 145      | 81%              | 178   |
| ST CLOUD REGIONAL MEDICAL CENTER                                  |              | 126      | 46       | 27%              | 172   |
| CURATIVE LABS   |              | 4        | 167      | 98%              | 171   |
| BIOCERNA LLC  | 8            | 113      | 45       | 27%              | 166   |
| TENNESSEE DOH - NASHVILLE   | 1            | 150      | 14       | 8%               | 165   |
| PATHGROUP LABS LLC  |              | 90       | 71       | 44%              | 161   |
| HOLMES REGIONAL MEDICAL CENTER                                    |              | 3        | 157      | 98%              | 160   |
| GENESIS MEDICAL LABORATORY MIAMI FL.                              |              | 78       | 82       | 51%              | 160   |
| UNKNOWN   |              | 11       | 149      | 93%              | 160   |
| HOLY CROSS HOSPITAL LABORATORY                                    |              |          | 155      | 100%             | 155   |
| ORLANDO VETERANS AFFAIRS MEDICAL CENTER                           |              | 32       | 122      | 79%              | 154   |
| FLORIDA LABORATORY ANALYSIS                                       |              | 27       | 123      | 82%              | 150   |
| SUNRISE MEDICAL LABORATORIES                                      |              | 112      | 37       | 25%              | 149   |
| LABCORP TAMPA   | 1            | 16       | 131      | 89%              | 148   |
| ORLANDO VAMC  |              | 79       | 68       | 46%              | 147   |
| SMA SPECIALITY MEDICAL LAB  |              | 53       | 94       | 64%              | 147   |
| NEW YORK STATE ELR - NEW YORK PRESBYTERIAN HOSPITAL CUMC CLINICAL |              | 133      | 13       | 9%               | 146   |
| SANFORD REFERENCE LAB   |              | 145      |          |                  | 145   |
| FLAGLER HOSPITAL  | 3            | 16       | 123      | 87%              | 142   |
| ASCEND CLINICAL   |              | 138      | 4        | 3%               | 142   |
| NCH HEALTHCARE BONITA   |              | 96       | 46       | 32%              | 142   |
| AKESOGEN  |              | 127      | 10       | 7%               | 137   |

# COVID-19: testing by laboratory

Data through Jul 25, 2020 verified as of Jul 26, 2020 at 09:25 AM

Data in this report are provisional and subject to change.

The numbers in the table below represent the number for whom test results were received by the Department of Health. A person can be tested by more than one laboratory and can have both positive and negative results. **Therefore, the sum of the numbers in each column will be larger than the total number of people tested.**

| Reporting lab                                       | Inconclusive | Negative | Positive | Percent positive | Total |
|---|--------------|----------|----------|------------------|-------|
| BAY PINES VAMC CLINICAL LABORATORY                  |              | 2        | 133      | 99%              | 135   |
| FLORIDA HOSPITAL WAUCHULA                           |              | 68       | 66       | 49%              | 134   |
| MEMPHIS PATHOLOGY LABORATORY                        | 1            | 124      | 5        | 4%               | 130   |
| BMHSI-AEL MICROBIOLOGY LABORATORY                   | 2            | 102      | 24       | 19%              | 128   |
| LABTECH DIAGNOSTIC                                  |              | 83       | 45       | 35%              | 128   |
| JAMES A. HALEY VETERANS MICRO LAB                   |              |          | 127      | 100%             | 127   |
| UAB UNIVERSITY OF ALABAMA HOSPITAL LAB              |              | 122      | 4        | 3%               | 126   |
| NEW YORK STATE ELR - MOUNT SINAI LABORATORY         |              | 118      | 8        | 6%               | 126   |
| NONA SCIENTIFIC                                     |              |          | 122      | 100%             | 122   |
| NEW YORK STATE ELR - NEW YORK HOSPITAL LABORATORIES |              | 116      | 6        | 5%               | 122   |
| NEO GENOMICS - FORT MYERS                           |              | 119      | 3        | 2%               | 122   |
| NITE LITE PEDIATRICS                                |              | 72       | 50       | 41%              | 122   |
| QUALITOX LABORATORIES                               |              | 96       | 26       | 21%              | 122   |
| BUREAU OF CLINICAL LABORATORIES                     |              | 103      | 19       | 16%              | 122   |
| MILLENNIUM PATHOLOGY/MICROBIOLOGY LABORATORY        |              |          | 120      | 100%             | 120   |
| AVECINA MEDICAL SOUTHSIDE                           |              | 50       | 68       | 58%              | 118   |
| LEHIGH REGIONAL MEDICAL CENTER LAB                  |              | 103      | 12       | 10%              | 115   |
| PALM BEACH COUNTY HEALTH DEPT LAB                   |              | 112      | 2        | 2%               | 114   |
| ALLIED HEALTH FORT PIERCE                           |              | 112      |          |                  | 112   |
| INTEGRATED REGIONAL LABORATORIES                    |              | 99       | 11       | 10%              | 110   |
| GESSLER CLINIC                                      |              |          | 108      | 100%             | 108   |
| ASAP LAB LLC  |              | 90       | 17       | 16%              | 107   |
| VETERANS AFFAIRS MEDICAL CENTER LAB                 |              | 1        | 105      | 99%              | 106   |
| MEDARBOR DIAGNOSTICS                                |              | 1        | 105      | 99%              | 106   |
| MILLENNIUM LAB SERVICES                             |              |          | 105      | 100%             | 105   |
| MOLECULAR INFECTIOUS DISEASES                       |              | 100      | 3        | 3%               | 103   |
| CENTRA CARE   |              | 1        | 99       | 99%              | 100   |
| MEDICAL DIAGNOSTICS LABORATORIES,INC                |              | 16       | 84       | 84%              | 100   |
| TEMPUS CLINICAL LABORATORY                          |              | 85       | 13       | 13%              | 98    |
| NEW YORK STATE ELR - ENZO CLINICAL LABS INC         |              | 97       | 1        | 1%               | 98    |
| STEWART REFERENCE LABORATORY                        |              |          | 97       | 100%             | 97    |
| WUESTHOFF REF LABORATORY                            |              |          | 94       | 100%             | 94    |
| ADVENT HEALTH DAYTONA                               |              | 1        | 93       | 99%              | 94    |
| IRL MARKET LAB                                      |              | 60       | 34       | 36%              | 94    |
| DIAGNOSTIC SOLUTIONS                                |              | 3        | 90       | 97%              | 93    |
| ROSEN MEDICAL CENTER                                |              | 86       | 7        | 8%               | 93    |
| SPARROW HEALTHCARE                                  |              | 1        | 92       | 99%              | 93    |
| USAFSAM/PHE   |              | 23       | 69       | 75%              | 92    |
| ACUTIS DIAGNOSTICS                                  | 1            | 76       | 15       | 16%              | 92    |
| CURATIVE LABS INC                                   |              | 12       | 77       | 87%              | 89    |
| GENETWORKX  |              | 15       | 72       | 83%              | 87    |
| AVECINA MEDICAL JULINGTON                           |              | 7        | 79       | 92%              | 86    |
| MICROGEN DX   |              | 1        | 85       | 99%              | 86    |
| FLORIDA HOSPITAL HEARTLAND MED CTR LAKE PLACID      |              | 62       | 22       | 26%              | 84    |
| UNITED CLINICAL LABORATORY LLC                      |              | 2        | 81       | 98%              | 83    |
| CENTRACARE  |              | 1        | 82       | 99%              | 83    |

# COVID-19: testing by laboratory

Data through Jul 25, 2020 verified as of Jul 26, 2020 at 09:25 AM

Data in this report are provisional and subject to change.

The numbers in the table below represent the number for whom test results were received by the Department of Health. A person can be tested by more than one laboratory and can have both positive and negative results. **Therefore, the sum of the numbers in each column will be larger than the total number of people tested.**

| Reporting lab                                     | Inconclusive | Negative | Positive | Percent positive | Total |
|---|--------------|----------|----------|------------------|-------|
| UR MEDICINE LABS- CENTRAL LABORATORY              |              | 82       | 1        | 1%               | 83    |
| MARTIN MEMORIAL MEDICAL CENTER LAB                |              | 12       | 70       | 85%              | 82    |
| VAMC BAY PINES                                    |              | 1        | 77       | 99%              | 78    |
| ST JUDE CHILDREN'S RESEARCH HOSPITAL              |              | 68       | 8        | 11%              | 76    |
| SANTA ROSA MEDICAL CENTER                         |              |          | 76       | 100%             | 76    |
| C.W. BILL YOUNG VA MEDICAL CENTER                 |              | 3        | 70       | 96%              | 73    |
| BAPTIST HEALTH SOUTH FLORIDA                      |              | 4        | 69       | 95%              | 73    |
| MAYO CLINIC LABS - ROCHESTER MAIN CAMPUS          |              | 71       | 1        | 1%               | 72    |
| FLORIDA COMMUNITY HEALTH CENTERS INC              |              |          | 72       | 100%             | 72    |
| Highlands Regional Hospital                       |              | 63       | 6        | 9%               | 69    |
| QPS, LLC  |              | 66       | 1        | 1%               | 67    |
| CENTRAL FLORIDA HEALTH CARE                       |              | 46       | 21       | 31%              | 67    |
| REAL DIAGNOSTIC                                   | 1            | 40       | 24       | 37%              | 65    |
| AVERO DIAGNOSTICS                                 |              | 51       | 14       | 22%              | 65    |
| MAVERICK LABS                                     |              |          | 65       | 100%             | 65    |
| LEON MEDICAL CENTER                               |              | 1        | 62       | 98%              | 63    |
| LABCORP BURLINGTON (LPP)                          |              | 12       | 50       | 81%              | 62    |
| DAVITA LABORATORY SERVICES                        |              | 48       | 14       | 23%              | 62    |
| AEL- MEMPHIS                                      |              | 17       | 44       | 72%              | 61    |
| FAST TRACK URGENT CARE CENTER                     |              |          | 61       | 100%             | 61    |
| HOLY CROSS HOSPITAL                               |              | 1        | 59       | 98%              | 60    |
| VAMC LAKE CITY                                    |              | 51       | 7        | 12%              | 58    |
| FINLAY CLINICAL LABORATORY                        |              | 24       | 34       | 59%              | 58    |
| AMELIA URGENT CARE                                |              |          | 58       | 100%             | 58    |
| INTERCOASTAL MEDICAL GROUP                        |              |          | 58       | 100%             | 58    |
| PACIFIC ANALYTICS                                 |              |          | 57       | 100%             | 57    |
| GENE BY GENE                                      |              |          | 55       | 100%             | 55    |
| NAVY HOSPITAL                                     |              |          | 53       | 100%             | 53    |
| BROWARD HEALTH MEDICAL CENTER                     |              | 1        | 52       | 98%              | 53    |
| NEW YORK STATE ELR - WADSWORTH HEALTH CENTER      |              | 49       | 3        | 6%               | 52    |
| ORLANDO VA PALMS                                  |              | 2        | 50       | 96%              | 52    |
| HOSPITAL FOR SPECIAL SURGERY                      |              | 51       | 1        | 2%               | 52    |
| FLORIDA WOMAN CARE LABORATORY LLC                 |              | 43       | 9        | 17%              | 52    |
| HEALTH FIRST-HOLMES REGIONAL                      |              |          | 51       | 100%             | 51    |
| SARASOTA CO. HEALTH DEPT # 58                     |              | 40       | 11       | 22%              | 51    |
| PRIVA PATH LABS                                   |              |          | 51       | 100%             | 51    |
| TOM LEE COMMUNITY HEALTH CENTER                   |              | 1        | 48       | 98%              | 49    |
| P4 DIAGNOSTIX LABORATORY NETWORK                  |              | 1        | 48       | 98%              | 49    |
| MILLENIUM PHYSICIANS GROUP                        |              |          | 49       | 100%             | 49    |
| ARTHREX MEDICAL CENTER                            |              | 28       | 20       | 42%              | 48    |
| FULGENT DIAGNOSTICS                               | 3            | 38       | 6        | 13%              | 47    |
| VHA PUBLIC HEALTH REFERENCE LABORATORY- PALO ALTO |              | 27       | 19       | 41%              | 46    |
| H LEE MOFFITT CANCER CENTER MICRO                 |              | 46       |          |                  | 46    |
| HURLBURT FIELD CLINIC                             |              | 23       | 23       | 50%              | 46    |
| BIOREFERENCE LABORATORY                           |              | 1        | 44       | 98%              | 45    |
| PREMIER MEDICAL LABORATORY SERVICES               |              |          | 44       | 100%             | 44    |

# COVID-19: testing by laboratory

Data through Jul 25, 2020 verified as of Jul 26, 2020 at 09:25 AM

Data in this report are provisional and subject to change.

The numbers in the table below represent the number for whom test results were received by the Department of Health. A person can be tested by more than one laboratory and can have both positive and negative results. **Therefore, the sum of the numbers in each column will be larger than the total number of people tested.**

| Reporting lab   | Inconclusive | Negative | Positive | Percent positive | Total |
|---|--------------|----------|----------|------------------|-------|
| BAYCARE HEALTH SYSTEM   |              | 1        | 43       | 98%              | 44    |
| VAMC GAINESVILLE  |              | 2        | 41       | 95%              | 43    |
| SACRED HEART HOSPITAL ON THE GULF                                   |              | 19       | 23       | 55%              | 42    |
| NEW YORK STATE ELR - EMPIRECITY LABORATORIES                        |              | 36       | 6        | 14%              | 42    |
| BAYCARE LAB   |              | 1        | 41       | 98%              | 42    |
| QUEST TAMPA (NEW YORK ELR)  |              | 32       | 9        | 22%              | 41    |
| PHAROS HEALTH   |              | 3        | 37       | 93%              | 40    |
| ADVENTHEALTH CENTRA CARE OVIEDO                                     |              | 19       | 21       | 53%              | 40    |
| DEPARTMENT OF VETERANS AFFAIRS JAMES A. HALEY VETERANS HOSPITAL     |              |          | 40       | 100%             | 40    |
| EGLIN REGIONAL MEDICAL CENTER                                       |              | 4        | 35       | 90%              | 39    |
| DYNAMIC MEDICAL USA   |              |          | 39       | 100%             | 39    |
| FISHERMENS HOSPITAL CLINICAL LAB                                    |              | 37       | 2        | 5%               | 39    |
| FLORIDA HOSPITAL NEW SMYRNA   |              | 4        | 35       | 90%              | 39    |
| INTEGRITY LABORATORIES  |              |          | 39       | 100%             | 39    |
| MORTON PLANT HOSPITAL   |              |          | 38       | 100%             | 38    |
| RCA LABORATORY SERVICES, LLC  |              | 8        | 30       | 79%              | 38    |
| PROVIDENCE HOSPITAL LABORATORY                                      |              | 36       | 1        | 3%               | 37    |
| SMA MEDICAL LABORATORY  |              | 8        | 29       | 78%              | 37    |
| MID-FLORIDA PATHOLOGY   |              | 16       | 20       | 56%              | 36    |
| SOLARIS DIAGNOSTICS   |              | 2        | 33       | 94%              | 35    |
| NEW YORK STATE ELR - KALEIDA HEALTH CENTER FOR LABORATORY           |              | 31       | 4        | 11%              | 35    |
| IRL   |              | 4        | 31       | 89%              | 35    |
| USA HEALTH UNIVERSITY HOSPITAL CLINICAL LABORATORY                  |              | 35       |          |                  | 35    |
| ST. CLOUD MEDICAL GROUP   |              | 35       |          |                  | 35    |
| CLINICAL REFERENCE LABORATORY                                       |              | 31       | 4        | 11%              | 35    |
| TALLAHASSEE PRIMARY CARE ASSOCIATES                                 |              | 30       | 4        | 12%              | 34    |
| FLORIDA CLINICAL LABORATORY-BIOREFERENCE LABORATORIES               |              | 2        | 32       | 94%              | 34    |
| LAB CORP RTP  | 1            | 2        | 31       | 91%              | 34    |
| REFUAH HEALTH CENTER LABORATORY                                     |              | 34       |          |                  | 34    |
| VA MEDICAL CENTER   |              | 7        | 26       | 79%              | 33    |
| 325TH MEDICAL GROUP   |              |          | 32       | 100%             | 32    |
| BAYFRONT HEALTH BROOKSVILLE   |              |          | 32       | 100%             | 32    |
| GARCIA CLINICAL LABORATORY  |              | 1        | 31       | 97%              | 32    |
| NEW YORK STATE ELR - MONTEFIORE MEDICAL CENTER LABORATORIES - MOSES |              | 25       | 7        | 22%              | 32    |
| DESOTO MEMORIAL HOSPITAL LAB  |              |          | 31       | 100%             | 31    |
| LAB CORP TAMPA  |              |          | 31       | 100%             | 31    |
| QUEST DIAGNOSTICS-VERO BEACH-37TH ST                                |              | 31       |          |                  | 31    |
| BAYFRONT HEALTH ER PINELLAS PARK                                    |              | 17       | 14       | 45%              | 31    |
| CAREMOUNT MEDICAL - PATHOLOGY                                       |              | 31       |          |                  | 31    |
| BioReference Laboratories, Inc                                      |              | 21       | 10       | 32%              | 31    |
| GENPATH   |              |          | 31       | 100%             | 31    |
| MEDICAL DIAGNOSTIC LAB  |              | 1        | 29       | 97%              | 30    |
| EAST MANATEE FAMILY   | 1            |          | 29       | 97%              | 30    |
| ALLSOUTH URGENT CARE  |              |          | 30       | 100%             | 30    |
| ALL CHILDREN'S HOSPITAL LAB   |              | 1        | 29       | 97%              | 30    |
| UNKNOWN - BAD FACILITY CODE   |              | 2        | 27       | 93%              | 29    |

# COVID-19: testing by laboratory

Data through Jul 25, 2020 verified as of Jul 26, 2020 at 09:25 AM

Data in this report are provisional and subject to change.

The numbers in the table below represent the number for whom test results were received by the Department of Health. A person can be tested by more than one laboratory and can have both positive and negative results. **Therefore, the sum of the numbers in each column will be larger than the total number of people tested.**

| Reporting lab  | Inconclusive | Negative | Positive | Percent positive | Total |    |
|--|--------------|----------|----------|------------------|-------|----|
| EXPERTUS LABORATORIES INC                                  |              | 9        | 20       | 69%              | 29    |    |
| FAWCETT MEMORIAL HOSPITAL-LAB                              |              | 1        | 28       | 97%              | 29    |    |
| MORTON PLANT HOSPITAL/LAB                                  |              | 1        | 27       | 96%              | 28    |    |
| SOUTH LAKE HOSPITAL  |              | 1        | 27       | 96%              | 28    |    |
| AVELLINO LAB USA, INC                                      |              | 26       | 2        | 7%               | 28    |    |
| MOBILE INFIRMARY MED CENTER PATH LAB                       |              | 26       | 2        | 7%               | 28    |    |
| TRADITION MEDICAL CENTER LABORATORY                        |              | 7        | 20       | 74%              | 27    |    |
| FINLAY CLINICAL LABORATORY INC                             |              | 26       | 1        | 4%               | 27    |    |
| ST VINCENT'S BIRMINGHAM LABORATORY                         |              | 27       |          |                  | 27    |    |
| HUNTSVILLE HOSPITAL LABORATORY                             |              | 21       | 6        | 22%              | 27    |    |
| NAVAL HOSPITAL - JACKSONVILLE                              |              |          | 1        | 26               | 96%   | 27 |
| P4CLINICAL   | 3            | 1        | 23       | 85%              | 27    |    |
| ACCU REFERENCE MEDICAL LAB                                 |              |          | 26       | 100%             | 26    |    |
| SUNCOAST LABS  |              |          | 26       | 100%             | 26    |    |
| INTERLAB   |              | 1        | 25       | 96%              | 26    |    |
| CDC  |              | 17       | 9        | 35%              | 26    |    |
| FULGENT GENETICS   | 1            | 9        | 16       | 62%              | 26    |    |
| GULF COAST MOLECULAR LABORATORIES                          |              | 13       | 13       | 50%              | 26    |    |
| ADVENT HEALTH CENTRA CARE: WATERFORD LAKES                 |              |          | 26       | 100%             | 26    |    |
| SEBASTIAN RIVER MEDICAL CENTER                             |              | 7        | 19       | 73%              | 26    |    |
| LABFIRST - DEPARTMENT OF PATHOLOGY                         |              | 26       |          |                  | 26    |    |
| CLINICAL RESEARCH SEQUENCING PLATFORM                      |              |          | 26       | 100%             | 26    |    |
| AMERICAN PATHOLOGY PARTNERS                                |              | 25       | 1        | 4%               | 26    |    |
| TAMPA GENERAL HOSPITAL CLINICAL LAB                        |              |          | 25       | 100%             | 25    |    |
| QUEST DIAGNOSTIC INC                                       |              | 2        | 23       | 92%              | 25    |    |
| Quest Diag Unspecifd                                       |              | 4        | 21       | 84%              | 25    |    |
| CAPITAL REGIONAL MEDICAL CENTER                            |              | 1        | 24       | 96%              | 25    |    |
| GENESIS LABORATORY MANAGEMENT                              |              |          | 24       | 100%             | 24    |    |
| LABORATORY CORP OF AMERICA                                 | 1            | 5        | 18       | 75%              | 24    |    |
| HEALTH FIRST-PALM BAY                                      |              |          | 24       | 100%             | 24    |    |
| ORLANDO REGIONAL MEDICAL CENTER                            |              | 1        | 23       | 96%              | 24    |    |
| QDX PATHOLOGY SERVICES                                     |              | 14       | 10       | 42%              | 24    |    |
| ST JOSEPHS CHILDRENS OUTREACH                              |              |          | 24       | 100%             | 24    |    |
| NEW YORK STATE ELR - WHITE PLAINS HOSPITAL CENTER LAB      |              | 24       |          |                  | 24    |    |
| NEW YORK STATE ELR - STONY BROOK UNIVERSITY MEDICAL CENTER |              | 21       | 3        | 13%              | 24    |    |
| AMELIA EXPRESS CARE  |              |          | 24       | 100%             | 24    |    |
| LABCORP BIRMINGHAM   |              | 4        | 20       | 83%              | 24    |    |
| AMERICAN RESEARCH LABS                                     |              | 1        | 23       | 96%              | 24    |    |
| MY CLINICAL LAB  |              |          | 24       | 100%             | 24    |    |
| LABORATORY DYNAMICS  |              | 20       | 3        | 13%              | 23    |    |
| BAYFRONT   |              | 21       | 2        | 9%               | 23    |    |
| ST. ANTHONY'S HOSPITAL                                     |              |          | 22       | 100%             | 22    |    |
| US BIOTEK LABORATORIES                                     |              |          | 22       | 100%             | 22    |    |
| CHILDREN'S HOSPITAL OF ALABAMA                             |              | 22       |          |                  | 22    |    |
| PENNSYLVANIA DEPT OF HEALTH                                |              | 19       | 3        | 14%              | 22    |    |
| JACKSON MEMORIAL HOSPITAL                                  |              | 1        | 21       | 95%              | 22    |    |

# COVID-19: testing by laboratory

Data through Jul 25, 2020 verified as of Jul 26, 2020 at 09:25 AM

Data in this report are provisional and subject to change.

The numbers in the table below represent the number for whom test results were received by the Department of Health. A person can be tested by more than one laboratory and can have both positive and negative results. **Therefore, the sum of the numbers in each column will be larger than the total number of people tested.**

| Reporting lab   | Inconclusive | Negative | Positive | Percent positive | Total |
|---|--------------|----------|----------|------------------|-------|
| NEW YORK STATE ELR - NEWYORK-PRESBYTERIAN/QUEENS DIAGNOSTIC |              | 20       | 1        | 5%               | 21    |
| NEW YORK STATE ELR - QUEST DIAGNOSTICS NICHOLS              |              | 19       | 2        | 10%              | 21    |
| QUEST DIAGNOSTICS NICHOLS INSTITUTE- LPP                    |              | 3        | 18       | 86%              | 21    |
| MACDILL AIRFORCE BASE MICRO                                 |              | 18       | 3        | 14%              | 21    |
| POPLAR HEALTHCARE PLLC                                      | 1            | 10       | 10       | 48%              | 21    |
| QUEST DIAGNOSTICS INC.                                      |              |          | 21       | 100%             | 21    |
| PATRICK AIR FORCE BASE                                      |              | 1        | 20       | 95%              | 21    |
| ST. CLOUD HOSPITAL  |              | 20       |          |                  | 20    |
| LAB   |              |          | 20       | 100%             | 20    |
| NEW PLANT CITY FAMILY CARE                                  |              |          | 20       | 100%             | 20    |
| BROWARD HEALTH CORAL SPRINGS EPIDEMIOLOGY DEPT              |              |          | 20       | 100%             | 20    |
| ST. MARY'S MEDICAL CENTER LAB                               |              |          | 20       | 100%             | 20    |
| MIAMI BEACH COMMUNITY HEALTH CENTER                         |              |          | 20       | 100%             | 20    |
| CAPE CANAVERAL HOSPITAL                                     |              |          | 20       | 100%             | 20    |
| NEW YORK STATE ELR - CATHOLIC HEALTH SYSTEM DEPT LABORATORY |              | 20       |          |                  | 20    |
| MIAMI VAMC  |              |          | 20       | 100%             | 20    |
| ASSOCIATED CLINICAL LABORATORIES                            |              | 19       | 1        | 5%               | 20    |
| GRAVITY DIAGNOSTICS   |              | 13       | 7        | 35%              | 20    |
| ADVENT HEALTH FISH MEMORIAL                                 |              | 2        | 17       | 89%              | 19    |
| KENDALL REGIONAL MEDICAL CENTER LAB                         |              |          | 19       | 100%             | 19    |
| MED HEALTH SERVICES   |              | 18       | 1        | 5%               | 19    |
| LABORATORY SPECIALISTS OF MICHIGAN                          |              |          | 19       | 100%             | 19    |
| VA  |              | 15       | 4        | 21%              | 19    |
| INTEGRATED REGIONAL LABORATORIES - LARGO                    |              |          | 19       | 100%             | 19    |
| SANFORD LABORATORIES  |              | 19       |          |                  | 19    |
| STONE WASH CLINICAL LABORATORIES                            |              | 2        | 16       | 89%              | 18    |
| CLEVELAND CLINIC FOUNDATION                                 |              | 9        | 8        | 47%              | 17    |
| ARUP  |              | 4        | 13       | 76%              | 17    |
| UNIVERSITY HEALTH SYSTEM INC                                |              | 15       | 2        | 12%              | 17    |
| MIAMI VA HEALTHCARE SYSTEM                                  |              |          | 17       | 100%             | 17    |
| ST. JOSEPH HOSPITAL LAB                                     |              |          | 17       | 100%             | 17    |
| WATSON CLINIC LLP SOUTH                                     |              |          | 17       | 100%             | 17    |
| VIERA HOSPITAL  |              |          | 16       | 100%             | 16    |
| MADISON CORE LABORATORIES                                   |              | 15       | 1        | 6%               | 16    |
| TGH   |              | 1        | 15       | 94%              | 16    |
| UNITED CLINICAL LABS  |              |          | 16       | 100%             | 16    |
| ALL CHILDREN'S HOSPITAL/LAB                                 |              |          | 16       | 100%             | 16    |
| NEW YORK STATE ELR - BROOKDALE UNIVERSITY HOSPITAL          |              | 16       |          |                  | 16    |
| CORE DIAGNOSTIC LABORATORIES                                |              |          | 16       | 100%             | 16    |
| PARRISH MEDICAL CENTER                                      |              | 1        | 15       | 94%              | 16    |
| CITRUS MEMORIAL HEALTH SYSTEM LAB                           |              | 1        | 15       | 94%              | 16    |
| PALO ALTO VA MEDICAL CENTER                                 |              | 1        | 15       | 94%              | 16    |
| PATHGROUP LABS  |              |          | 16       | 100%             | 16    |
| SEVEN RIVERS REGIONAL MEDICAL CENTER                        |              | 4        | 11       | 73%              | 15    |
| GENESIS DIAGNOSTICS   |              |          | 15       | 100%             | 15    |
| FLORIDA DEPARTMENT OF HEALTH                                |              | 10       | 5        | 33%              | 15    |

# COVID-19: testing by laboratory

Data through Jul 25, 2020 verified as of Jul 26, 2020 at 09:25 AM

Data in this report are provisional and subject to change.

The numbers in the table below represent the number for whom test results were received by the Department of Health. A person can be tested by more than one laboratory and can have both positive and negative results. **Therefore, the sum of the numbers in each column will be larger than the total number of people tested.**

| Reporting lab   | Inconclusive | Negative | Positive | Percent positive | Total |
|---|--------------|----------|----------|------------------|-------|
| IPSUM DIAGNOSTICS   |              |          | 15       | 100%             | 15    |
| CENTRA CARE CONWAY  |              |          | 15       | 100%             | 15    |
| DIATHERIX   |              | 13       | 2        | 13%              | 15    |
| PALM BAY HOSPITAL   |              | 1        | 14       | 93%              | 15    |
| QUEST DIAGNOSTICS INCORPORATED                                    |              |          | 15       | 100%             | 15    |
| LABCORP INC   |              | 2        | 13       | 87%              | 15    |
| QUESTDIAGNOSTICS INCORPORATED                                     |              | 1        | 14       | 93%              | 15    |
| NXGEN MDX   |              | 11       | 4        | 27%              | 15    |
| DOCTORS MEMORIAL HOSPITAL   |              | 7        | 8        | 53%              | 15    |
| NEW YORK STATE ELR - WILSON MEMORIAL REGIONAL MEDICAL CENTER      |              | 14       | 1        | 7%               | 15    |
| PHYSICIANS REGIONAL HEALTHCARE SYSTEM                             |              |          | 15       | 100%             | 15    |
| SUNTREE INTERNAL MEDICINE   |              | 14       |          |                  | 14    |
| NEW YORK STATE ELR - WESTCHESTER MEDICAL CENTER                   |              | 14       |          |                  | 14    |
| NEW YORK STATE ELR - UNIVERSITY HOSPITAL, STONY BROOK SOUTHAMPTON |              | 14       |          |                  | 14    |
| QUEST DIAGNOSTICS NICHOLS INSTITUTE - SJC (LPP)                   |              | 10       | 4        | 29%              | 14    |
| LAB PLUS, LLC AT SAINT THOMAS WEST HOSPITAL                       |              | 11       | 3        | 21%              | 14    |
| LECONTE MEDICAL CENTER LAB  |              | 11       | 3        | 21%              | 14    |
| ARCPPOINT LABS OF TAMPA   |              |          | 14       | 100%             | 14    |
| TIDE LABORATORIES   |              | 4        | 10       | 71%              | 14    |
| HEALTH CENTRAL HOSPITAL   |              |          | 14       | 100%             | 14    |
| PRIDE DIAGNOSTICS   |              | 12       | 2        | 14%              | 14    |
| XERA MED RESEARCH   |              |          | 13       | 100%             | 13    |
| JACKSON HEALTH SYSTEM   |              |          | 13       | 100%             | 13    |
| MILLENNIUM PHYSICIAN GROUP LCC                                    |              |          | 13       | 100%             | 13    |
| HEALTHLINK DIAGNOSTIC LABORATORIES                                |              | 1        | 12       | 92%              | 13    |
| ST. JOSEPHS HOSPITAL  |              |          | 13       | 100%             | 13    |
| MEDCOMP SCIENCES  |              |          | 13       | 100%             | 13    |
| NORTH SHORE UNIVERSITY HOSPITAL LABORATORY                        |              | 11       | 1        | 8%               | 12    |
| DEPARTMENT OF VETERANS AFFAIRS MEDICAL CENTER                     |              |          | 12       | 100%             | 12    |
| SHORELINE PHYSICIAN GROUP   |              |          | 12       | 100%             | 12    |
| PROTEUS MOLECULAR AND CLINICAL LAB                                |              | 8        | 4        | 33%              | 12    |
| ST FRANCIS HOSPITAL   |              | 9        | 3        | 25%              | 12    |
| BROWARD DIALYSIS  |              |          | 12       | 100%             | 12    |
| VENICE REGIONAL MEDICAL LAB SERVICES                              |              |          | 12       | 100%             | 12    |
| PARK WEST MEDICAL CENTER  |              | 11       | 1        | 8%               | 12    |
| NEW YORK STATE ELR - QUEST DIAGNOSTICS INCORPORATED               |              | 9        | 3        | 25%              | 12    |
| DOH   |              | 1        | 11       | 92%              | 12    |
| TOTAL RENAL LABORATORIES INC                                      |              | 7        | 5        | 42%              | 12    |
| NEW YORK STATE ELR - LENOX HILL HOSPITAL                          |              | 11       | 1        | 8%               | 12    |
| SELECT LABORATORIES MARION COUNTY, LLC.                           |              |          | 12       | 100%             | 12    |
| MACDILL AFB HOSPITAL  |              | 6        | 6        | 50%              | 12    |
| BAY MEDICAL CENTER SACRED HEART HEALTH SYSTEM                     |              |          | 12       | 100%             | 12    |
| FLORIDA DEPT OF HEALTH  |              | 4        | 8        | 67%              | 12    |
| BIO-REFERENCE LABORATORIES  |              |          | 12       | 100%             | 12    |
| GRAVITY DIAGNOSTICS, LLC  |              | 3        | 9        | 75%              | 12    |
| CAYUGA MEDICAL CENTER AT ITHACA                                   |              | 11       | 1        | 8%               | 12    |

# COVID-19: testing by laboratory

Data through Jul 25, 2020 verified as of Jul 26, 2020 at 09:25 AM

Data in this report are provisional and subject to change.

The numbers in the table below represent the number for whom test results were received by the Department of Health. A person can be tested by more than one laboratory and can have both positive and negative results. **Therefore, the sum of the numbers in each column will be larger than the total number of people tested.**

| Reporting lab   | Inconclusive | Negative | Positive | Percent positive | Total |
|---|--------------|----------|----------|------------------|-------|
| OUT OF STATE  |              | 12       |          |                  | 12    |
| BAPTIST SOUTH MEDICAL CENTER                                      |              | 2        | 10       | 83%              | 12    |
| WHITE WILSON MEDICAL CENTER CLINIC                                |              |          | 12       | 100%             | 12    |
| ADVANCED URGENT CARE  |              | 10       | 2        | 17%              | 12    |
| INDIAN RIVER MEDICAL CENTER                                       |              | 11       |          |                  | 11    |
| AMERICAN ESOTERIC LABORATORIES                                    |              |          | 11       | 100%             | 11    |
| FLORIDA COMMUNITY HEALTH CENTER OF ST. LUCIE                      |              |          | 11       | 100%             | 11    |
| SUNQUEST  |              | 2        | 9        | 82%              | 11    |
| ARCPPOINT LABS OF WEST PALM BEACH                                 |              |          | 11       | 100%             | 11    |
| DELRAY MEDICAL CENTER LAB   |              |          | 11       | 100%             | 11    |
| MOLECULAR TESTING LABS  |              |          | 11       | 100%             | 11    |
| SMA LAB   |              | 3        | 8        | 73%              | 11    |
| LABCORP - CLEARWATER  |              | 3        | 8        | 73%              | 11    |
| MOFFITT CANCER CENTER   |              | 9        | 2        | 18%              | 11    |
| LAB INTERMARKET FACILITY LAB                                      |              |          | 11       | 100%             | 11    |
| DIAGNOSTIC LABORATORY OF OKLAHOMA                                 |              | 11       |          |                  | 11    |
| NEW YORK STATE ELR - ROCHESTER GENERAL HOSPITAL LABORATORY        |              | 10       | 1        | 9%               | 11    |
| EMERGENCY PHYSICIANS MEDICAL CENTER                               |              |          | 11       | 100%             | 11    |
| CLARITY LAB SOLUTIONS   |              | 3        | 8        | 73%              | 11    |
| SELECT REFERENCE LABORATORIES, LLC                                |              |          | 10       | 100%             | 10    |
| BAYCARE OUTREACH LABORATORY SERVICES                              |              | 1        | 9        | 90%              | 10    |
| MED ARBOR   |              |          | 10       | 100%             | 10    |
| PARKWEST MEDICAL CENTER   |              | 9        | 1        | 10%              | 10    |
| FIRST CHOICE URGENT CARE  |              |          | 10       | 100%             | 10    |
| BROWARD HEALTH CARE   |              |          | 10       | 100%             | 10    |
| MEDICAL LABORATORY DIAGNOSTICS                                    |              |          | 10       | 100%             | 10    |
| NEW JERSEY DEPARTMENT OF HEALTH COMMUNICABLE DISEASE SERVICE      |              | 3        | 7        | 70%              | 10    |
| LABCORP - MIAMI   |              | 4        | 6        | 60%              | 10    |
| NIGHT LITE PEDIATRICS URGENT CARE                                 |              |          | 10       | 100%             | 10    |
| BAPTIST CLAY  |              |          | 10       | 100%             | 10    |
| ESCAMBIA COMMUNITY CLINIC   |              |          | 10       | 100%             | 10    |
| UVMC MICROBIOLOGY   |              | 10       |          |                  | 10    |
| LAKE BALDWIN CBOC   |              | 9        | 1        | 10%              | 10    |
| MICHIGAN DEPARTMENT OF HEALTH AND HUMAN SERVICES                  |              |          | 9        | 100%             | 9     |
| UPMC CHAUTAUQUA AT WCA LABORATORY                                 |              | 9        |          |                  | 9     |
| CORE LABORATORY   |              | 1        | 8        | 89%              | 9     |
| VENICE REGIONAL MEDICAL CENTER                                    |              |          | 9        | 100%             | 9     |
| VAMC  |              |          | 9        | 100%             | 9     |
| QUEST INFECTIOUS DISEASE  | 1            | 4        | 4        | 44%              | 9     |
| WESTPAC LABS  |              |          | 9        | 100%             | 9     |
| NEW YORK STATE ELR - BRONX LEBANON HOSPITAL-MEDICAL CENTER        |              | 8        | 1        | 11%              | 9     |
| NEW YORK STATE ELR - CATHOLIC HEALTH SERVICES REGIONAL LABORATORY |              | 7        | 2        | 22%              | 9     |
| FLORIDA HOSPITAL LABS   |              |          | 9        | 100%             | 9     |
| WUESTHOFF MEDICAL CENTER-MELBOURNE                                |              |          | 9        | 100%             | 9     |
| HEALTH FIRST-VIERA HOSPITAL                                       |              |          | 9        | 100%             | 9     |
| CBS LABORATORY  |              | 1        | 8        | 89%              | 9     |



# COVID-19: testing by laboratory

Data through Jul 25, 2020 verified as of Jul 26, 2020 at 09:25 AM

Data in this report are provisional and subject to change.

The numbers in the table below represent the number for whom test results were received by the Department of Health. A person can be tested by more than one laboratory and can have both positive and negative results. **Therefore, the sum of the numbers in each column will be larger than the total number of people tested.**

| Reporting lab   | Inconclusive | Negative | Positive | Percent positive | Total |
|---|--------------|----------|----------|------------------|-------|
| HEALTH FIRST CAPE CANAVERAL HOSPITAL                    |              |          | 9        | 100%             | 9     |
| DOCTOR'S MEMORIAL HOSPITAL                              |              |          | 9        | 100%             | 9     |
| FLORIDA MEDICAL CLINIC                                  |              |          | 8        | 100%             | 8     |
| THE COMMONWEALTH OF MASSACHUSETTS                       |              |          | 8        | 100%             | 8     |
| ST JOSEPHS HOSPITAL                                     |              |          | 8        | 100%             | 8     |
| BAYFRONT HEALTH SPRING HILL                             |              |          | 8        | 100%             | 8     |
| STATE LAB   |              | 1        | 7        | 88%              | 8     |
| UMHC/SYLVESTER AT KENDALL                               |              | 1        | 7        | 88%              | 8     |
| SPORTS DRUG TESTING LABORATORY                          |              |          | 8        | 100%             | 8     |
| DOCTOR'S IN HOUSE LAB                                   |              |          | 8        | 100%             | 8     |
| ST JOSEPH'S HEALTHLINE                                  |              | 1        | 7        | 88%              | 8     |
| ST MARY'S MEDICAL CENTER                                |              | 1        | 7        | 88%              | 8     |
| BIO REFERNCE LABORATORIES                               |              | 3        | 5        | 63%              | 8     |
| DEVANSH LAB WERKS INC                                   |              | 6        | 2        | 25%              | 8     |
| MAYO CLINIC DEPT OF LAB MED PATHOLOGY                   |              |          | 8        | 100%             | 8     |
| NEW YORK STATE ELR - NORTH CENTRAL BRONX HOSP           |              | 7        | 1        | 13%              | 8     |
| NORTH OKALOOSA MEDICAL CENTER                           |              |          | 8        | 100%             | 8     |
| ST VINCENTS MEDICAL CENTER RIVERSIDE NURSING            |              |          | 8        | 100%             | 8     |
| RDX BIOSCIENCE,   |              |          | 8        | 100%             | 8     |
| EAST ALABAMA MEDICAL CENTER LABORATORY                  |              | 6        | 2        | 25%              | 8     |
| CENTRA CARE - SAND LAKE                                 |              |          | 8        | 100%             | 8     |
| CONSOLIDATED LAB SERVICES                               |              | 8        |          |                  | 8     |
| POARCH BANC CREEK INDIANS TRIBAL HEALTH DEPARTMENT      |              |          | 8        | 100%             | 8     |
| GENEUS DIAGNOSTICS                                      |              |          | 8        | 100%             | 8     |
| MINUTE CLINIC INCORPORATE                               |              | 7        | 1        | 13%              | 8     |
| JACKSON NORTH MEDICAL CENTER                            |              | 1        | 7        | 88%              | 8     |
| NORTH CAROLINA DEPARTMENT OF HEALTH & HUMAN SERVICES    |              |          | 8        | 100%             | 8     |
| ST CATHERINE OF SIENA HOSPITAL                          |              | 7        |          |                  | 7     |
| WATSON CLINIC LLP MAIN                                  |              |          | 7        | 100%             | 7     |
| CLINICAL PATHOLOGY LABORATORIES, INC.                   |              |          | 7        | 100%             | 7     |
| DYNAMIC DNA LAB   |              |          | 7        | 100%             | 7     |
| PROMEDICA LABORATORIES                                  |              | 7        |          |                  | 7     |
| PRATTVILLE BAPTIST HOSPITAL                             |              | 6        | 1        | 14%              | 7     |
| AMERICAN HEALTH ASSOCIATES OF TAMPA                     |              |          | 7        | 100%             | 7     |
| LONGLEAF DIAGNOSTIC LABORATORIES                        |              | 2        | 5        | 71%              | 7     |
| SYLVESTER AT PLANTATION LABORATORY                      |              | 6        | 1        | 14%              | 7     |
| NEW YORK STATE ELR - JAMES J PETERS VA MEDICAL CENTER   |              | 5        | 2        | 29%              | 7     |
| SOUTHEAST FAMILY HEALTHCARE CENTER                      |              |          | 7        | 100%             | 7     |
| WOLFSON CHILDREN'S HOSPITAL                             |              |          | 7        | 100%             | 7     |
| ORMOND BEACH CENTRA CARE                                |              |          | 7        | 100%             | 7     |
| NORTHWELL HEALTH PLAINVIEW HOSPITAL LABORATORY          |              | 5        | 2        | 29%              | 7     |
| NEW YORK STATE ELR - SARATOGA HOSPITAL LABORATORY       |              | 7        |          |                  | 7     |
| NEW YORK STATE ELR - ST PETER'S BENDER LABORATORY       |              | 7        |          |                  | 7     |
| BOCA BIOLISTICS REFERENCE LABORATORY                    |              |          | 7        | 100%             | 7     |
| NEW YORK STATE ELR - GOOD SAMARITAN HOSPITAL LABORATORY |              | 7        |          |                  | 7     |
| FLORIDA DEPARTMENT OF HEALTH IN LAKE COUNTY             |              | 3        | 4        | 57%              | 7     |

# COVID-19: testing by laboratory

Data through Jul 25, 2020 verified as of Jul 26, 2020 at 09:25 AM

Data in this report are provisional and subject to change.

The numbers in the table below represent the number for whom test results were received by the Department of Health. A person can be tested by more than one laboratory and can have both positive and negative results. **Therefore, the sum of the numbers in each column will be larger than the total number of people tested.**

| Reporting lab  | Inconclusive | Negative | Positive | Percent positive | Total |
|--|--------------|----------|----------|------------------|-------|
| NO NAME  |              | 5        | 2        | 29%              | 7     |
| NEW YORK STATE ELR - ERIE COUNTY MEDICAL CTR CLINICAL LABS     |              | 7        |          |                  | 7     |
| NORTH BAY HOSPITAL   |              |          | 7        | 100%             | 7     |
| SOUTHEAST ALABAMA MEDICAL CENTER                               |              |          | 7        | 100%             | 7     |
| Diatherix Laboratories, LLC                                    |              | 1        | 6        | 86%              | 7     |
| JEFFERY WEINZWEIG  |              |          | 6        | 100%             | 6     |
| SACRED HEART HEALTH SYSTEM                                     |              |          | 6        | 100%             | 6     |
| MICHIGAN DEPARTMENT OF COMMUNITY HEALTH                        |              | 1        | 5        | 83%              | 6     |
| LEE COUNTY HEALTH DEPARTMENT                                   |              | 4        | 2        | 33%              | 6     |
| ARCHBOLD MEMORIAL HOSPITAL/LAB                                 |              | 3        | 3        | 50%              | 6     |
| LEE MEMORIAL LAB GULF COAST                                    |              |          | 6        | 100%             | 6     |
| HUNTINGTON HOSPITAL LABORATORY                                 |              | 5        | 1        | 17%              | 6     |
| PATHOGENIUS LABORATORIES                                       |              | 2        | 4        | 67%              | 6     |
| ROCKLEDGE  |              |          | 6        | 100%             | 6     |
| ST. JOSEPH'S HOSPITAL LAB                                      |              |          | 6        | 100%             | 6     |
| NEW YORK STATE ELR - LOURDES HOSPITAL INC                      |              | 6        |          |                  | 6     |
| NEW YORK STATE ELR - JAMAICA HOSPITAL MEDICAL CENTER           |              | 6        |          |                  | 6     |
| TRUGENX  |              |          | 6        | 100%             | 6     |
| TYNDALL AFB  |              |          | 6        | 100%             | 6     |
| ST JOSEPH HOSPITAL   |              | 5        | 1        | 17%              | 6     |
| CANTON-POTSDAM HOSPITAL LABORATORY                             |              | 6        |          |                  | 6     |
| BAYCARE LABORATORIES   |              |          | 6        | 100%             | 6     |
| ADVENTHEALTH CENTRA CARE ORMOND BEACH                          |              |          | 6        | 100%             | 6     |
| PERSONALIZED GENETIC TESTING                                   |              |          | 6        | 100%             | 6     |
| PENSACOLA PEDIATRICS   |              |          | 6        | 100%             | 6     |
| SOUTH SEMINOLE HOSPITAL  |              | 1        | 5        | 83%              | 6     |
| BIOFIRE  |              |          | 6        | 100%             | 6     |
| BAYFRONT HEALTH PORT CHARLOTTE                                 |              |          | 6        | 100%             | 6     |
| CONNECTICUT DEPARTMENT OF HEALTH                               |              | 5        | 1        | 17%              | 6     |
| HIGHLANDS MEDICAL CENTER                                       |              | 6        |          |                  | 6     |
| TRUE HEALTH DIAGNOSTICS  |              | 1        | 5        | 83%              | 6     |
| CLEVELAND CLINIC   |              |          | 6        | 100%             | 6     |
| BAYONET POINT MEDICAL CENTER                                   |              |          | 6        | 100%             | 6     |
| NEW YORK PRESBYTERIAN - ALLEN HOSPITAL                         |              | 5        |          |                  | 5     |
| PRECISION HEALTH SOLUTIONS LAB                                 |              |          | 5        | 100%             | 5     |
| SPECIALITY LABORATORIES,INC                                    |              | 4        | 1        | 20%              | 5     |
| PALM BEACH PATHOLOGY   |              | 4        | 1        | 20%              | 5     |
| NEW YORK STATE ELR - VASSAR BROTHERS MEDICAL CENTER LABORATORY |              | 5        |          |                  | 5     |
| BROWARD COUNTY HEALTH DEPT.                                    |              |          | 5        | 100%             | 5     |
| BOCA RATON REGIONAL HOSPITAL LAB                               |              |          | 5        | 100%             | 5     |
| UNIVERSITY HOSPITAL - STONY BROOK EASTERN                      |              | 5        |          |                  | 5     |
| DOH JACKSONVILLE CENTRAL LABORATORY                            |              | 3        | 2        | 40%              | 5     |
| CHILDREN'S HOSPITAL OF PHILADELPHIA                            |              | 5        |          |                  | 5     |
| LABCORP - NAPLES   |              |          | 5        | 100%             | 5     |
| TAMIAMI LAB MILLENNIUM   |              |          | 5        | 100%             | 5     |
| AEL KNOXVILLE  |              |          | 5        | 100%             | 5     |

# COVID-19: testing by laboratory

Data through Jul 25, 2020 verified as of Jul 26, 2020 at 09:25 AM

Data in this report are provisional and subject to change.

The numbers in the table below represent the number for whom test results were received by the Department of Health. A person can be tested by more than one laboratory and can have both positive and negative results. **Therefore, the sum of the numbers in each column will be larger than the total number of people tested.**

| Reporting lab   | Inconclusive | Negative | Positive | Percent positive | Total |
|---|--------------|----------|----------|------------------|-------|
| ST VINCENT'S EAST LABORATORY                                  |              | 5        |          |                  | 5     |
| ST ANTHONY NORTH  |              |          | 5        | 100%             | 5     |
| HEALTHMARK REGIONAL HOSPITAL LAB                              |              | 2        | 3        | 60%              | 5     |
| FLOWERS HOSPITAL  |              | 1        | 4        | 80%              | 5     |
| FRANCES WARDE MEDICAL LABORATORY                              |              | 2        | 3        | 60%              | 5     |
| BROOKWOOD BAPTIST MEDICAL CENTER                              |              | 5        |          |                  | 5     |
| MONTEFIORE NEW ROCHELLE HOSPITAL                              |              | 5        |          |                  | 5     |
| UPMC HEALTH SYSTEM  |              | 4        | 1        | 20%              | 5     |
| BIOTECH   |              |          | 5        | 100%             | 5     |
| ARNOT OGDEN MEDICAL CENTER LABORATORY                         |              | 5        |          |                  | 5     |
| MAGNOLIA DIAGNOSTIC   |              |          | 5        | 100%             | 5     |
| JFK MEDICAL CENTER NORTH LAB                                  |              |          | 5        | 100%             | 5     |
| MINUTECLINIC DIAGNOSTIC OF RHODE ISLAND, LLC #729             |              | 4        | 1        | 20%              | 5     |
| LABCORP BURLINGTON CYTO                                       |              | 4        | 1        | 20%              | 5     |
| XRL SXF REF LAB   |              | 5        |          |                  | 5     |
| NEW YORK STATE ELR - HUDSON VALLEY HOSPITAL CENTER LABORATORY |              | 4        | 1        | 20%              | 5     |
| THE VILLAGES CLINICAL LAB                                     |              | 4        | 1        | 20%              | 5     |
| NEW YORK STATE ELR - LABORATORY ALLIANCE OF CENTRAL NEW       |              | 5        |          |                  | 5     |
| AMELIA MEDICAL CARE   |              |          | 5        | 100%             | 5     |
| ST ELIZABETH MEDICAL CENTER LABORATORY                        |              | 5        |          |                  | 5     |
| CREATIVE TESTING SOLUTIONS                                    |              |          | 5        | 100%             | 5     |
| BAY PINES VA  |              | 1        | 4        | 80%              | 5     |
| SHELBY COUNTY HEALTH CARE CORPORATION                         |              | 3        | 2        | 40%              | 5     |
| LABCORP OF AMERICA  |              | 1        | 3        | 75%              | 4     |
| FINLAY C. LABORATORY  |              | 3        | 1        | 25%              | 4     |
| BEAUMONT LABORATORY   |              |          | 4        | 100%             | 4     |
| THOMAS JEFFERSON UNIVERSITY HOSPITAL                          |              | 4        |          |                  | 4     |
| PRECISION LABS LLC  |              | 1        | 3        | 75%              | 4     |
| PECONIC BAY MEDICAL CENTER LABORATORY                         |              | 3        | 1        | 25%              | 4     |
| EXPRESS TESTING-ONE   |              |          | 4        | 100%             | 4     |
| QUEST DIAGNOSTICS- MELBOURNE                                  |              |          | 4        | 100%             | 4     |
| GENUS DIAGNOSTICS   |              |          | 4        | 100%             | 4     |
| LEHIGH VALLEY HOSPITAL  |              | 3        | 1        | 25%              | 4     |
| LAB CORP OF AMERICA   |              | 1        | 3        | 75%              | 4     |
| DTR LABS  |              | 3        | 1        | 25%              | 4     |
| COMMUNITY HEALTH OF SOUTH FLORIDA                             |              |          | 4        | 100%             | 4     |
| PEDIATRIC HEALTH CARE ALLIANCE                                |              |          | 4        | 100%             | 4     |
| QUEST DIAGNOSTIC INC TECHNICAL                                |              |          | 4        | 100%             | 4     |
| DAVITA LABORATORY   |              | 4        |          |                  | 4     |
| WINTER HAVEN HOSPITAL   |              |          | 4        | 100%             | 4     |
| COVENIENT CARE MEDICAL CLINIC                                 |              |          | 4        | 100%             | 4     |
| THE CENTER FOR URGENT CARE                                    |              | 3        | 1        | 25%              | 4     |
| LAKELAND REGIONAL HEALTH                                      |              |          | 4        | 100%             | 4     |
| ADVENT HEALTH SEBRING   |              |          | 4        | 100%             | 4     |
| MEDLOGIC, LLC   |              | 1        | 3        | 75%              | 4     |
| METROPOLITAN HOSPITAL CENTER                                  |              | 4        |          |                  | 4     |

# COVID-19: testing by laboratory

Data through Jul 25, 2020 verified as of Jul 26, 2020 at 09:25 AM

Data in this report are provisional and subject to change.

The numbers in the table below represent the number for whom test results were received by the Department of Health. A person can be tested by more than one laboratory and can have both positive and negative results. **Therefore, the sum of the numbers in each column will be larger than the total number of people tested.**

| Reporting lab   | Inconclusive | Negative | Positive | Percent positive | Total |
|---|--------------|----------|----------|------------------|-------|
| OKLAHOMA STATE UNIVERSITY DIAGNOSTIC LAB                            |              |          | 4        | 100%             | 4     |
| MAYO CLINIC LABS - ROCHESTER SUPERIOR DRIVE                         |              |          | 4        | 100%             | 4     |
| MISSOURI DEPARTMENT OF HEALTH AND SENIOR SERVICES                   |              |          | 4        | 100%             | 4     |
| NORTHWEST FLORIDA COMMUNITY HOSPITAL                                |              | 1        | 3        | 75%              | 4     |
| WUESTHOFF MEMORIAL HOSPITAL   |              |          | 4        | 100%             | 4     |
| NEW YORK STATE ELR - BROOKLYN HOSPITAL CENTER DOWNTOWN CAMPUS       |              | 4        |          |                  | 4     |
| NEW YORK STATE ELR - SOUTHSIDE HOSPITAL NORTHWELL HEALTH LABORATORY |              | 3        | 1        | 25%              | 4     |
| SCIONLAB SERVICES LLC   |              | 3        | 1        | 25%              | 4     |
| BOND CLINIC   |              |          | 4        | 100%             | 4     |
| INTERMARKET FACILITY  |              |          | 4        | 100%             | 4     |
| SOUTHWESTERN REGIONAL MEDICAL CENTER - TULSA                        |              | 4        |          |                  | 4     |
| LINCOLN MEDICAL AND MENTAL HEALTH CENTER                            |              | 4        |          |                  | 4     |
| STATEN ISLAND UNIVERSITY HOSPITAL-POUCH                             |              | 4        |          |                  | 4     |
| LAKE CITY VETERANS HOSPITAL   |              |          | 4        | 100%             | 4     |
| COLORADO DEPARTMENT OF PUBLIC HEALTH AND ENVIRONMENT                |              |          | 4        | 100%             | 4     |
| MERCY HOSPITAL MIAMI LAB  |              |          | 4        | 100%             | 4     |
| DCH REGIONAL MEDICAL CENTER LABORATORY                              |              | 4        |          |                  | 4     |
| SUNCOAST COMMUNITY HEALTH CENTERS PEDIATRICS                        |              |          | 4        | 100%             | 4     |
| ADVENT HEALTH CENTRA CARE LONGWOOD                                  |              |          | 3        | 100%             | 3     |
| MARINER'S HOSPITAL  |              |          | 3        | 100%             | 3     |
| NIGHT LITE PEDIATRICS WINTER GARDEN                                 |              | 2        | 1        | 33%              | 3     |
| JACKSON SOUTH COMMUNITY HOSPITAL LAB                                |              |          | 3        | 100%             | 3     |
| ABBOTT  |              |          | 3        | 100%             | 3     |
| FLORIDA WOMAN CARE LABORATORY                                       |              |          | 3        | 100%             | 3     |
| CENTRAL FLORIDA HEALTH CARE INC                                     |              |          | 3        | 100%             | 3     |
| SAMARITAN MEDICAL CENTER  |              | 3        |          |                  | 3     |
| VA OUTPATIENT   |              |          | 3        | 100%             | 3     |
| AVELLINO LAB USA INC  |              | 3        |          |                  | 3     |
| NEW YORK STATE ELR - JACOBI MEDICAL CENTER                          |              | 3        |          |                  | 3     |
| METHODIST MEDICAL CENTER  |              | 2        | 1        | 33%              | 3     |
| MAYO MEDICAL LABORATORIES   |              | 2        | 1        | 33%              | 3     |
| PALMS WEST HOSPITAL   |              |          | 3        | 100%             | 3     |
| BAYCARE OUTREACH LABORATORY HOSPITAL                                |              |          | 3        | 100%             | 3     |
| DORAL URGENT CARE   |              |          | 3        | 100%             | 3     |
| BRANCH MEDICAL CLINIC   |              |          | 3        | 100%             | 3     |
| NEW YORK STATE ELR - SAMARITAN HOSPITAL LABORATORY                  |              | 3        |          |                  | 3     |
| VIRGINIA DIVISION OF CONSOLIDATED LABORATORIES                      |              |          | 3        | 100%             | 3     |
| TIMBER RIDGE LABORATORY   |              |          | 3        | 100%             | 3     |
| TAMPA GENERAL HOSPITAL LABORATORY                                   |              |          | 3        | 100%             | 3     |
| CLINICORE   |              |          | 3        | 100%             | 3     |
| NORTH BROWARD HOSPITAL DISTRICT HEALTHCARE FOR THE HOMELESS         |              |          | 3        | 100%             | 3     |
| LAKE WALES MEDICAL CENTER INC                                       |              |          | 3        | 100%             | 3     |
| MHHS All Lab Subsection   |              | 3        |          |                  | 3     |
| NEWYORK-PRESBYTERIAN/ LAWRENCE HOSPITAL LABORATORY                  |              | 3        |          |                  | 3     |
| Cleveland Clinic Laboratories                                       |              | 1        | 2        | 67%              | 3     |
| STATEN ISLAND UNIVERSITY HOSPITAL                                   |              |          | 3        |                  | 3     |

# COVID-19: testing by laboratory

Data through Jul 25, 2020 verified as of Jul 26, 2020 at 09:25 AM

Data in this report are provisional and subject to change.

The numbers in the table below represent the number for whom test results were received by the Department of Health. A person can be tested by more than one laboratory and can have both positive and negative results. **Therefore, the sum of the numbers in each column will be larger than the total number of people tested.**

| Reporting lab  | Inconclusive | Negative | Positive | Percent positive | Total |
|--|--------------|----------|----------|------------------|-------|
| NORTH FLORIDA/SOUTH GEORGA VETERANS HEALTH SYSTEM              |              |          | 3        | 100%             | 3     |
| VIRTUA VOORHEES HOSPITAL                                       |              | 3        |          |                  | 3     |
| ASCENSION ST. VINCENT'S PRIMARY CARE                           |              |          | 3        | 100%             | 3     |
| QUEST DIAGNOSTICS-N ST PETERSBURG-5TH                          |              |          | 3        | 100%             | 3     |
| DALE MEDICAL CENTER  |              | 2        | 1        | 33%              | 3     |
| LABORATORY OF FLORIDA  |              |          | 3        | 100%             | 3     |
| NORTH FLORIDA PEDIATRICS-LAKE CITY                             |              |          | 3        | 100%             | 3     |
| MOLECULAR DIAGNOSTICS  |              |          | 3        | 100%             | 3     |
| STATEN ISLAND UNIVERSITY HOSPITAL SEGUINE AVE                  |              | 3        |          |                  | 3     |
| ILLINOIS DEPARTMENT OF PUBLIC HEALTH                           |              |          | 3        | 100%             | 3     |
| LEE MEMORIAL HEALTH PARK LAB                                   |              |          | 3        | 100%             | 3     |
| LABCORP DIAGNOSTICS-MIAMI                                      |              | 2        | 1        | 33%              | 3     |
| INDIAN RIVER CHD VERO BEACH                                    |              | 2        | 1        | 33%              | 3     |
| KEY PRIMARY CARE   |              |          | 3        | 100%             | 3     |
| DOH-TAMPA BRANCH LABORATORY (MLK BLVD)                         |              |          | 3        | 100%             | 3     |
| PINELLAS COUNTY HEALTH DEPARTMENT                              |              | 2        | 1        | 33%              | 3     |
| FLORIDA CLINICAL LAB   |              |          | 3        | 100%             | 3     |
| FISHERMEN'S HOSPITAL   |              |          | 3        | 100%             | 3     |
| ST LUKES HOSPITAL LABORATORY                                   |              | 2        | 1        | 33%              | 3     |
| OPTUM LABS LLC   |              |          | 3        | 100%             | 3     |
| BAPTIST MEDICAL CENTER EAST                                    |              | 2        | 1        | 33%              | 3     |
| NEW YORK STATE ELR - ORANGE REGIONAL MEDICAL CENTER LABORATORY |              | 3        |          |                  | 3     |
| QUEST DIAGNOSTIC   |              |          | 3        | 100%             | 3     |
| PUBLIC HEALTH LAB  |              | 3        |          |                  | 3     |
| UNKNOWN LAB  |              |          | 3        | 100%             | 3     |
| EMERGENCY MEDICAL CENTER                                       |              |          | 3        | 100%             | 3     |
| JOE DIMAGGIO CHILDREN'S HOSPITAL                               |              | 1        | 2        | 67%              | 3     |
| ACH  |              |          | 3        | 100%             | 3     |
| PENNSYLVANIA DEPARTMENT OF HEALTH BUREAU OF LABORATORIES       |              |          | 3        | 100%             | 3     |
| FAMILY HEALTH CENTERS OF SWF LABS                              |              |          | 3        | 100%             | 3     |
| WAKEMED  |              | 1        | 2        | 67%              | 3     |
| NICHOLS INSTITUTE QUEST DIAGNOSTICS                            |              | 2        | 1        | 33%              | 3     |
| BARONESS ERLANGER HOSPITAL                                     |              | 3        |          |                  | 3     |
| KEY WEST URGENT CARE, INC                                      |              | 3        |          |                  | 3     |
| MONTEFIORE ST LUKE'S CORNWALL HOSPITAL                         |              | 2        | 1        | 33%              | 3     |
| GULF COAST MEDICAL GROUP                                       |              |          | 3        | 100%             | 3     |
| INTERNAL MEDICINE ASSOCIATES-DUNELLON                          |              |          | 2        | 100%             | 2     |
| NEW HAMPSHIRE PUBLIC HEALTH LABORATORIES                       |              | 2        |          |                  | 2     |
| ST. MARYS MEDICAL CENTER                                       |              |          | 2        | 100%             | 2     |
| COASTAL LABORATORIES   |              |          | 2        | 100%             | 2     |
| CONEMAUGH MEMORIAL MEDICAL CENTER                              |              | 2        |          |                  | 2     |
| WOODHULL MEDICAL AND MENTAL HEALTH CTR                         |              | 2        |          |                  | 2     |
| ERIE COUNTY MEDICAL CTR CLINICAL LABS                          |              | 2        |          |                  | 2     |
| NEW YORK STATE ELR - COLUMBIA MEMORIAL HOSPITAL LABORATORY     |              | 2        |          |                  | 2     |
| SIGNATURE CARE PFLUGERVILLE                                    |              |          | 2        | 100%             | 2     |
| LABCORP PHOENIX  |              |          | 2        | 100%             | 2     |

# COVID-19: testing by laboratory

Data through Jul 25, 2020 verified as of Jul 26, 2020 at 09:25 AM

Data in this report are provisional and subject to change.

The numbers in the table below represent the number for whom test results were received by the Department of Health. A person can be tested by more than one laboratory and can have both positive and negative results. **Therefore, the sum of the numbers in each column will be larger than the total number of people tested.**

| Reporting lab  | Inconclusive | Negative | Positive | Percent positive | Total |
|--|--------------|----------|----------|------------------|-------|
| SHELBY BAPTIST MEDICAL CENTER                                    |              |          | 2        | 100%             | 2     |
| UC CORAL GABLES  |              |          | 2        | 100%             | 2     |
| NAPHCARE, INC.   |              |          | 2        | 100%             | 2     |
| GEISINGER MEDICAL CENTER   |              | 2        |          |                  | 2     |
| UNIVERSITY OF MIAMI  |              |          | 2        | 100%             | 2     |
| NOVANT HEALTH INPATIENT CARE                                     |              |          | 2        | 100%             | 2     |
| ATLANTIS URGENT CARE   |              |          | 2        | 100%             | 2     |
| URGENT CARE TCMA   |              |          | 2        | 100%             | 2     |
| SCDHEC BUREAU OF LABORATORIES                                    |              |          | 2        | 100%             | 2     |
| NEW YORK STATE ELR - NEW YORK CITY DEPARTMENT OF HEALTH & MENTAL |              | 2        |          |                  | 2     |
| HOME ACCESS HEALTH   |              |          | 2        | 100%             | 2     |
| MONTANA PUBLIC HEALTH LAB  |              |          | 2        | 100%             | 2     |
| SSM HEALTH ST LOUIS MICROBIOLOGY LABORATORY                      |              | 1        | 1        | 50%              | 2     |
| SARASOTA MEMORIAL MEDICAL URGENT CARE CENTER                     |              |          | 2        | 100%             | 2     |
| OKLAHOMA STATE DEPARTMENT OF HEALTH-PUBLIC HEALTH LABORATORY     |              |          | 2        | 100%             | 2     |
| VIGILINT HEALTHCARE  |              | 1        | 1        | 50%              | 2     |
| NEW HAMPSHIRE DEPARTMENT OF HEALTH AND HUMAN SERVICES            |              | 1        | 1        | 50%              | 2     |
| TREASURE COAST COMMUNITY HEALTH                                  |              |          | 2        | 100%             | 2     |
| CORAL GABLES HOSPITAL  |              |          | 2        | 100%             | 2     |
| PREMIER MEDICAL LABORATORY                                       |              |          | 2        | 100%             | 2     |
| ACHS   |              | 2        |          |                  | 2     |
| OMNI   |              |          | 2        | 100%             | 2     |
| JACKSON LABORATORY OF GENOMIC MEDICINE                           |              | 2        |          |                  | 2     |
| NORTHERN DUTCHESS HOSPITAL LABORATORY                            |              | 2        |          |                  | 2     |
| JOHN D. ARCHBOLD MEM. HOSPITAL                                   |              |          | 2        | 100%             | 2     |
| MIDWAY SPECIALTY CARE CENTER                                     |              |          | 2        | 100%             | 2     |
| ALABAMA DEPARTMENT OF PUBLIC HEALTH                              |              |          | 2        | 100%             | 2     |
| NORTH FLORIDA PEDIATRICS   |              |          | 2        | 100%             | 2     |
| FCHC (OB)-DARWIN SQUARE CTR.                                     |              |          | 2        | 100%             | 2     |
| IRL MARKET LAB ALACHUA   |              | 1        | 1        | 50%              | 2     |
| LABCORP NEW PORT RICHEY  |              |          | 2        | 100%             | 2     |
| ADVANCED MEDICAL CARE  |              |          | 2        | 100%             | 2     |
| BAYCARE MEDICAL GROUP INC  |              |          | 2        | 100%             | 2     |
| GEORGIA DEPARTMENT OF PUBLIC HEALTH                              |              |          | 2        | 100%             | 2     |
| UK HEALTHCARE  |              |          | 2        | 100%             | 2     |
| VIRTUA MEMORIAL HOSPITAL BURLINGTON COUNTY                       |              |          | 2        | 100%             | 2     |
| AHSE ROP   |              | 2        |          |                  | 2     |
| LABCORP - STUART   |              | 1        | 1        | 50%              | 2     |
| X-GENE MOLECULAR LABS  |              |          | 2        | 100%             | 2     |
| AMMON LABS   |              |          | 2        | 100%             | 2     |
| LABCORP RARITAN  |              | 2        |          |                  | 2     |
| BAY CARE   |              |          | 2        | 100%             | 2     |
| Covance Central Laboratory                                       |              |          | 2        | 100%             | 2     |
| TALLAHASSEE MEMORIAL HOSPITAL/MICROBIOLOGY LAB                   |              |          | 2        | 100%             | 2     |
| COLLIER COUNTY HEALTH DEPT.                                      |              |          | 2        | 100%             | 2     |
| UNIVERSITY HOSPITAL  |              |          | 2        | 100%             | 2     |

# COVID-19: testing by laboratory

Data through Jul 25, 2020 verified as of Jul 26, 2020 at 09:25 AM

Data in this report are provisional and subject to change.

The numbers in the table below represent the number for whom test results were received by the Department of Health. A person can be tested by more than one laboratory and can have both positive and negative results. **Therefore, the sum of the numbers in each column will be larger than the total number of people tested.**

| Reporting lab   | Inconclusive | Negative | Positive | Percent positive | Total |
|---|--------------|----------|----------|------------------|-------|
| GUTHRIE MEDICAL GROUP LABORATORIES                                |              | 2        |          |                  | 2     |
| FLORIDA DEPARTMENT OF HEALTH IN HILLSBOROUGH COUNTY               |              |          | 2        | 100%             | 2     |
| GALEN BAYLOR EXTENSION  |              | 2        |          |                  | 2     |
| SOUTH GEORGIA MEDICAL CENTER                                      |              |          | 2        | 100%             | 2     |
| ADVENTHEALTH PALM COAST   |              |          | 2        | 100%             | 2     |
| DEACONESS HOSPITAL  |              |          | 2        | 100%             | 2     |
| MEMORIAL SLOAN KETTERING CANCER CENTER                            |              | 1        | 1        | 50%              | 2     |
| MAYO  |              |          | 2        | 100%             | 2     |
| IOWA DEPARTMENT OF PUBLIC HEALTH                                  |              |          | 2        | 100%             | 2     |
| NEW YORK STATE ELR - LONG ISLAND JEWISH VALLEY STREAM             |              | 2        |          |                  | 2     |
| MAILBOX DIAGNOSTICS   |              | 1        | 1        | 50%              | 2     |
| UNIVERSITY HOSPITAL OF BROOKLYN                                   |              | 2        |          |                  | 2     |
| OHIO STATE UNIVERSITY WEXNER MEDICAL CENTER                       |              |          | 2        | 100%             | 2     |
| Cleveland Clinic Weston   |              |          | 2        | 100%             | 2     |
| FLORIDA HEALTH CARE PLANS   |              |          | 2        | 100%             | 2     |
| BETH ISRAEL DEACONESS MEDICAL CENTER                              |              |          | 2        | 100%             | 2     |
| NEW YORK STATE ELR - GLENS FALLS HOSPITAL DEPARTMENT OF PATHOLOGY |              | 2        |          |                  | 2     |
| BFT LAB   |              |          | 2        | 100%             | 2     |
| CONNECTDX   |              |          | 2        | 100%             | 2     |
| BAYFRONT HEALTH PUNTA GORDA                                       |              |          | 2        | 100%             | 2     |
| QUEENS HOSPITAL CENTER  |              | 2        |          |                  | 2     |
| QUEST DIAGNOSTICS INCORPORATED                                    |              |          | 2        | 100%             | 2     |
| MARSHALL MEDICAL CENTER SOUTH LAB                                 |              | 2        |          |                  | 2     |
| BIRMINGHAM VAMC   |              | 1        | 1        | 50%              | 2     |
| NEW YORK STATE ELR - AUBURN COMMUNITY HOSPITAL                    |              | 2        |          |                  | 2     |
| NEW YORK STATE DEPARTMENT OF HEALTH                               |              | 1        | 1        | 50%              | 2     |
| ST. JOSEPH REGIONAL MEDICAL CENTER                                |              |          | 2        | 100%             | 2     |
| BIO-TECH CLINICAL LABORATORIES                                    |              |          | 2        | 100%             | 2     |
| LAWTON CHILES HEALTH CENTER                                       |              |          | 2        | 100%             | 2     |
| AMEERAH LABS  |              |          | 2        | 100%             | 2     |
| BAY CARE OCCUPATIONAL CLINIC                                      |              |          | 2        | 100%             | 2     |
| PPD   |              |          | 2        | 100%             | 2     |
| ALTRU DIAGNOSTICS INC   |              |          | 2        | 100%             | 2     |
| PREMIER LABORATORY SERVICES, LLC                                  |              |          | 2        | 100%             | 2     |
| JOHNSON CITY MEDICAL CENTER                                       |              | 1        | 1        | 50%              | 2     |
| CLINICAL PATHOLOGY LABS   |              | 1        | 1        | 50%              | 2     |
| AMERICAN FAMILY CARE- ORANGE BEACH                                |              |          | 2        | 100%             | 2     |
| ST PETERSBURG PEDIATRICS-EAST BAY                                 |              |          | 2        | 100%             | 2     |
| FLORIDA HOSPITAL  |              |          | 2        | 100%             | 2     |
| LABCORP - OHIO  |              |          | 2        | 100%             | 2     |
| KETTERING HEALTH  |              |          | 2        | 100%             | 2     |
| DOCTORS MEMORIAL FAMILY MEDICINE                                  |              |          | 2        | 100%             | 2     |
| CALHOUN LIBERTY HOSPITAL  |              |          | 2        | 100%             | 2     |
| EGL GENETIC DIAGNOSTICS   |              | 1        | 1        | 50%              | 2     |
| KEYS MEDICAL GROUP  |              |          | 2        | 100%             | 2     |
| BOZEMAN HEALTH DEACONESS HOSPITAL                                 |              | 2        |          |                  | 2     |

# COVID-19: testing by laboratory

Data through Jul 25, 2020 verified as of Jul 26, 2020 at 09:25 AM

Data in this report are provisional and subject to change.

The numbers in the table below represent the number for whom test results were received by the Department of Health. A person can be tested by more than one laboratory and can have both positive and negative results. **Therefore, the sum of the numbers in each column will be larger than the total number of people tested.**

| Reporting lab  | Inconclusive | Negative | Positive | Percent positive | Total |
|--|--------------|----------|----------|------------------|-------|
| CENTRA CARE HUNTER'S CREEK                                 |              |          | 2        | 100%             | 2     |
| OHIO DEPARTMENT OF HEALTH LABORATORY                       |              | 2        |          |                  | 2     |
| CELERION   |              |          | 2        | 100%             | 2     |
| LEESBURG REGIONAL MEDICAL CENTER                           |              | 1        | 1        | 50%              | 2     |
| FLORIDA CLINICAL LABORATORY INC                            |              |          | 2        | 100%             | 2     |
| WALGREENS #5317  |              | 2        |          |                  | 2     |
| BLOOD SYSTEMS LABORATORIES                                 |              |          | 1        | 100%             | 1     |
| UNIVERSITY OF KANSAS MEDICAL CENTER                        |              |          | 1        | 100%             | 1     |
| UNIVERSITY OF FLORIDA                                      |              |          | 1        | 100%             | 1     |
| LABCORP HOUSTON  |              |          | 1        | 100%             | 1     |
| DELAWARE DIAGNOSTICS LABS                                  |              |          | 1        | 100%             | 1     |
| UF KANAPAHA LAB BEAKER                                     |              | 1        |          |                  | 1     |
| CATHOLIC HEALTH SYSTEM DEPT LABORATORY                     |              | 1        |          |                  | 1     |
| TEN HEALTHCARE   |              |          | 1        | 100%             | 1     |
| THOMAS LANGLEY   |              |          | 1        | 100%             | 1     |
| UNK  |              |          | 1        | 100%             | 1     |
| CONEY ISLAND HOSPITAL                                      |              | 1        |          |                  | 1     |
| BLOUNT MEMORIAL HOSPITAL                                   |              | 1        |          |                  | 1     |
| THE UNIVERSITY OF VERMONT MEDICAL CENTER                   |              | 1        |          |                  | 1     |
| ST. JOSEPH'S HOSPITAL NORTH                                |              |          | 1        | 100%             | 1     |
| SKY RIDGE MEDICAL CENTER - MICRO                           |              |          | 1        | 100%             | 1     |
| CAROLINAS HEALTHCARE SYSTEM LAB                            |              |          | 1        | 100%             | 1     |
| DICKERT  |              |          | 1        | 100%             | 1     |
| CAROMONT HEALTH  |              |          | 1        | 100%             | 1     |
| BAY CARE LAB SERVICES/ST. ANTHONY'S HOSPITAL               |              |          | 1        | 100%             | 1     |
| State Lab Unspecifd  |              |          | 1        | 100%             | 1     |
| SOUTHEAST GEORGIA HEALTH SYSTEM                            |              |          | 1        | 100%             | 1     |
| ST FRANCIS   |              |          | 1        | 100%             | 1     |
| HELIX DIAGNOSTICS  |              |          | 1        | 100%             | 1     |
| RIVIERA BEACH HEALTH CENTER LAB                            |              |          | 1        | 100%             | 1     |
| LABCORP - LEESBURG   |              |          | 1        | 100%             | 1     |
| COMPUNET CLINICAL LAB                                      |              |          | 1        | 100%             | 1     |
| COLORADO DEPARTMENT OF HEALTH LABORATORY SERVICES DIVISION |              |          | 1        | 100%             | 1     |
| ECLRS  |              |          | 1        | 100%             | 1     |
| ROBERT WOOD JOHNSON HOSPITAL                               |              |          | 1        | 100%             | 1     |
| HAWAII DEPARTMENT OF HEALTH LAB                            |              |          | 1        | 100%             | 1     |
| APS-SUMMIT CARE PHARMACY, LLC DBA OMNICARE                 |              | 1        |          |                  | 1     |
| LEGACY LABORATORY  |              |          | 1        | 100%             | 1     |
| LAKEWOOD RANCH ER 24/7                                     |              |          | 1        | 100%             | 1     |
| ACCESS HEALTH CARE   |              |          | 1        | 100%             | 1     |
| URGENT CARE WEST CLINIC                                    |              |          | 1        | 100%             | 1     |
| FLORIDA DEPARTMENT OF HEALTH PALM BEACH COUNTY             |              |          | 1        | 100%             | 1     |
| FLORIDA CLINICAL LABORATORY - BIOREFERENCE LABORATORIES    |              |          | 1        | 100%             | 1     |
| JOHNS HOPKINS MEDICAL LABS                                 |              |          | 1        | 100%             | 1     |
| GIFFORD MEMORIAL HOSPITAL                                  |              | 1        |          |                  | 1     |
| TEXAS DEPARTMENT OF STATE HEALTH SERVICES                  |              |          | 1        | 100%             | 1     |



# COVID-19: testing by laboratory

Data through Jul 25, 2020 verified as of Jul 26, 2020 at 09:25 AM

Data in this report are provisional and subject to change.

The numbers in the table below represent the number for whom test results were received by the Department of Health. A person can be tested by more than one laboratory and can have both positive and negative results. **Therefore, the sum of the numbers in each column will be larger than the total number of people tested.**

| Reporting lab  | Inconclusive | Negative | Positive | Percent positive | Total |
|--|--------------|----------|----------|------------------|-------|
| THE HEART HOSPITAL BAYLOR PLANO                                  |              |          | 1        | 100%             | 1     |
| CBC LAB  |              |          | 1        | 100%             | 1     |
| ADVENT HEALTH -TAMPA   |              |          | 1        | 100%             | 1     |
| UNITED CLINICAL LABORATORIES                                     |              |          | 1        | 100%             | 1     |
| ACCESSLAB  |              | 1        |          |                  | 1     |
| TIEHH BIOTERRORISM RESPONSE LAB                                  |              |          | 1        | 100%             | 1     |
| TRUMAN MEDICAL CENTER - HOSPITAL HILL                            |              |          | 1        | 100%             | 1     |
| BAYLOR COLLEGE OF MEDICINE                                       |              |          | 1        | 100%             | 1     |
| SPARROW CENTRAL LAB  |              |          | 1        | 100%             | 1     |
| AFFILIATED LABORATORIES INC                                      |              |          | 1        | 100%             | 1     |
| LABCORP - HOLLYWOOD  |              |          | 1        | 100%             | 1     |
| ALLIANCE LABORATORY SERVICES                                     |              |          | 1        | 100%             | 1     |
| JOHNS HOPKINS MEDICAL LABORATORIES                               |              |          | 1        | 100%             | 1     |
| JOHN HOPKINS MEDICAL LABORATORIES                                |              | 1        |          |                  | 1     |
| KANSAS DEPARTMENT OF HEALTH                                      |              |          | 1        | 100%             | 1     |
| ST. LUCIE COUNTY HEALTH DEPARTMENT                               |              | 1        |          |                  | 1     |
| ST. LUKE'S HOSPITAL - BETHLEHEM CAMPUS                           |              | 1        |          |                  | 1     |
| SMA SPECIALTY MEDICAL LAB  |              |          | 1        | 100%             | 1     |
| MARINA DEL REY HOSPITAL LAB                                      |              |          | 1        | 100%             | 1     |
| LEGACY LABORATORY SERVICES                                       |              |          | 1        | 100%             | 1     |
| ADVANCED LABORATORY SERVICES                                     |              |          | 1        | 100%             | 1     |
| MARYLAND DEPARTMENT OF HEALTH AND MENTAL HYGIENE                 |              |          | 1        | 100%             | 1     |
| JOHN D. ARCHBOLD MEMORIAL HOSPITAL                               |              |          | 1        | 100%             | 1     |
| LABCORP LAFAYETTE  |              | 1        |          |                  | 1     |
| SCRIPPS CLINIC MEDICAL   |              |          | 1        | 100%             | 1     |
| LABCORP SOUTH CHARLESTON   |              |          | 1        | 100%             | 1     |
| SACRED HEART MEDICAL GROUP                                       |              |          | 1        | 100%             | 1     |
| SUNY AT STONY BROOK  |              |          | 1        | 100%             | 1     |
| VRL EUROFINs   |              |          | 1        | 100%             | 1     |
| BMC/JACSONVILLE  |              | 1        |          |                  | 1     |
| CLEVELAND CLINIC OHIO LABORATORIES                               |              |          | 1        | 100%             | 1     |
| CENTRA CARE - LAKE NONA  |              |          | 1        | 100%             | 1     |
| WASHINGTON STATE DEPARTMENT OF HEALTH PUBLIC HEALTH LABORATORIES |              |          | 1        | 100%             | 1     |
| BERKSHIRE MEDICAL CENTER   |              |          | 1        | 100%             | 1     |
| AMD  |              |          | 1        | 100%             | 1     |
| WELLINGTON WEST 100176   |              |          | 1        | 100%             | 1     |
| WEST PACIFIC MEDICAL LABORATORY                                  |              |          | 1        | 100%             | 1     |
| US LABORATORIES  |              |          | 1        | 100%             | 1     |
| FALMOUTH BY THE SEA  |              |          | 1        | 100%             | 1     |
| DUKE HEALTH REGIONAL HOSPITAL                                    |              |          | 1        | 100%             | 1     |
| HARTFORD HOSPITAL ANCILLARY LAB                                  |              | 1        |          |                  | 1     |
| FLORIDA DEPARTMENT OF HEALTH IN MIAMI DADE COUNTY                |              |          | 1        | 100%             | 1     |
| ADVENTIST HINSDALE HOSPITAL LABORATORY                           |              |          | 1        | 100%             | 1     |
| DOH-WEST PALM BEACH BRANCH LABORATORY                            |              |          | 1        | 100%             | 1     |
| DHEC - S.C PUBLIC HEALTH LAB                                     |              |          | 1        | 100%             | 1     |
| UC SAN DIEGO HEALTH  |              |          | 1        | 100%             | 1     |

# COVID-19: testing by laboratory

Data through Jul 25, 2020 verified as of Jul 26, 2020 at 09:25 AM

Data in this report are provisional and subject to change.

The numbers in the table below represent the number for whom test results were received by the Department of Health. A person can be tested by more than one laboratory and can have both positive and negative results. **Therefore, the sum of the numbers in each column will be larger than the total number of people tested.**

| Reporting lab   | Inconclusive | Negative | Positive | Percent positive | Total |
|---|--------------|----------|----------|------------------|-------|
| LAB CORP PHOENIX  |              |          | 1        | 100%             | 1     |
| ACCESS HEALTH CARE PHYSICIANS   |              |          | 1        | 100%             | 1     |
| LABCORP - ORLANDO   |              | 1        |          |                  | 1     |
| AFC URGENT CARE   |              |          | 1        | 100%             | 1     |
| ADVENTHEALTH CENTRA CARE SANFORD                                      |              |          | 1        | 100%             | 1     |
| EDGAR PRICE FAMILY & CHILDREN HEALTHCARE CENTER                       |              |          | 1        | 100%             | 1     |
| HOLY NAME MEDICAL CENTER  |              | 1        |          |                  | 1     |
| HARDIN MEMORIAL HOSPITAL - HEARTLAND PATHOLOGY CONSULTANTS            |              |          | 1        | 100%             | 1     |
| INTERMOUNTAIN CENTRAL LAB   |              |          | 1        | 100%             | 1     |
| HOUSTON HEALTH DEPARTMENT - BUREAU OF LABORATORY SERVICES             |              |          | 1        | 100%             | 1     |
| WILMINGTON VA MEDICAL CENTER  |              |          | 1        | 100%             | 1     |
| UT MEMPHIS UNIVERSITY HEALTH SERVICES                                 |              |          | 1        | 100%             | 1     |
| VALLEY HOSPITAL MEDICAL CENTER  |              | 1        |          |                  | 1     |
| BAYCARE OUTREACH LAB  |              |          | 1        | 100%             | 1     |
| BAYCARE ALLIANT HOSPITAL  |              |          | 1        | 100%             | 1     |
| DSI LABORATORIES-NAPLES-7TH   |              |          | 1        | 100%             | 1     |
| Viracor Eurofins  |              |          | 1        | 100%             | 1     |
| VITAE DIAGNOSTICS   |              |          | 1        | 100%             | 1     |
| AMERICAN MEDICAL LABORATORIES   |              |          | 1        | 100%             | 1     |
| VIDANT MEDICAL CENTER   |              |          | 1        | 100%             | 1     |
| FLORIDA HOSPITAL KISSIMMEE  |              |          | 1        | 100%             | 1     |
| BARDMOOR LABORATORY   |              |          | 1        | 100%             | 1     |
| PALM BEACH COUNTY HEALTH DEPARTMENT LABORATORY                        |              |          | 1        | 100%             | 1     |
| OHIO DEPARTMENT OF HEALTH   |              |          | 1        | 100%             | 1     |
| BAYCARE MEDICAL GROUP   |              |          | 1        | 100%             | 1     |
| ARNOLD PALMER HOSPITAL LABORATORY                                     |              |          | 1        | 100%             | 1     |
| ALVERNO CLINICAL LABORATORIES   |              |          | 1        | 100%             | 1     |
| ALLIANCE LABS @LRMC   |              |          | 1        | 100%             | 1     |
| PARKWAY REGIONAL MEDICAL CENTER LAB                                   |              |          | 1        | 100%             | 1     |
| ARKANSAS DEPARTMENT OF HEALTH   |              |          | 1        | 100%             | 1     |
| HIGHLANDS CLINICAL LABORATORY   |              |          | 1        | 100%             | 1     |
| DEPARTMENT OF HEALTH AND HUMAN SERVICES DIVISION OF BEHAVIORAL HEALTH |              | 1        |          |                  | 1     |
| HARLEM HOSPITAL CENTER  |              | 1        |          |                  | 1     |
| FORT SANDERS REGIONAL LABORATORY                                      |              | 1        |          |                  | 1     |
| FLORIDA HOSPITAL ALTAMONTE  |              |          | 1        | 100%             | 1     |
| CFCH - FROSTPROOF   |              |          | 1        | 100%             | 1     |
| HEART OF FLORIDA HMA  |              |          | 1        | 100%             | 1     |
| CALIFORNIA PUBLIC HEALTH LABORATORY                                   |              |          | 1        | 100%             | 1     |
| CENTRA CARE - WATERFORD LAKES   |              |          | 1        | 100%             | 1     |
| CELEBRATION HOSPITAL  |              |          | 1        | 100%             | 1     |
| NEW YORK STATE ELR - MONTEFIORE MEDICAL CENTER LABORATORIES - WEILER  |              |          | 1        | 100%             | 1     |
| MAGNOLIA ADULT, LLC   |              |          | 1        | 100%             | 1     |
| NEW YORK STATE ELR - NEW YORK PRESBYTERIAN-LOWER MANHATTAN            |              | 1        |          |                  | 1     |
| JRS LABORATORY  |              |          | 1        | 100%             | 1     |
| MHS LAB   |              | 1        |          |                  | 1     |
| UNIVERSITY OF MISSOURI HEALTH CARE                                    |              |          | 1        | 100%             | 1     |

# COVID-19: testing by laboratory

Data through Jul 25, 2020 verified as of Jul 26, 2020 at 09:25 AM

Data in this report are provisional and subject to change.

The numbers in the table below represent the number for whom test results were received by the Department of Health. A person can be tested by more than one laboratory and can have both positive and negative results. **Therefore, the sum of the numbers in each column will be larger than the total number of people tested.**

| Reporting lab  | Inconclusive | Negative | Positive | Percent positive | Total |
|--|--------------|----------|----------|------------------|-------|
| MEDRITE  |              |          | 1        | 100%             | 1     |
| MCH PHYSICIANS GROUP   |              |          | 1        | 100%             | 1     |
| UTMB PATHOLOGY CLINICAL SERVICES LABORATORY                      |              |          | 1        | 100%             | 1     |
| LATE HOURS URGENT CARE   |              |          | 1        | 100%             | 1     |
| LABCORP-PORT ST.LUCIE  |              | 1        |          |                  | 1     |
| AIM LABORATORIES   |              |          | 1        | 100%             | 1     |
| TUFTS MEDICAL CENTER   |              |          | 1        | 100%             | 1     |
| ONEIDA HEALTHCARE CENTER   |              | 1        |          |                  | 1     |
| OHIO STATE UNIVERSITY MEDICAL CENTER                             |              |          | 1        | 100%             | 1     |
| LAKE MARY KIDS CENTRA CARE                                       |              |          | 1        | 100%             | 1     |
| ADVANCED MEDICAL LABORATORIES (AML)                              |              |          | 1        | 100%             | 1     |
| NORTHWEST FL COMM HOSP   |              |          | 1        | 100%             | 1     |
| NORTHSIDE HOSPITAL DULUTH  |              |          | 1        | 100%             | 1     |
| MIDMICHIGAN MEDICAL CENTER                                       |              |          | 1        | 100%             | 1     |
| QUEST ELR  |              | 1        |          |                  | 1     |
| PROGENESIS INC   |              |          | 1        | 100%             | 1     |
| RIVERVIEW REGIONAL MEDICAL CENTER                                |              | 1        |          |                  | 1     |
| LABCORP - LADY LAKE  |              |          | 1        | 100%             | 1     |
| NADAL PEDIATRICS - VICTORIA STREET (3385)                        |              |          | 1        | 100%             | 1     |
| NORTHERN WESTCHESTER HOSPITAL LABORATORY                         |              | 1        |          |                  | 1     |
| NOT GIVEN  |              |          | 1        | 100%             | 1     |
| NORTH BROWARD MEDICAL CENTER                                     |              |          | 1        | 100%             | 1     |
| Mt Sinai Aventura  |              |          | 1        | 100%             | 1     |
| SCIENCE CARE   |              |          | 1        | 100%             | 1     |
| TRINITAS REGIONAL MEDICAL CENTER                                 |              |          | 1        | 100%             | 1     |
| TANNER MEDICAL CENTER EAST AL                                    |              | 1        |          |                  | 1     |
| UNITED HEALTHCARE  |              |          | 1        | 100%             | 1     |
| JEFFERSON COUNTY HEALTH DEPARTMENT-MONTICELLO                    |              | 1        |          |                  | 1     |
| NAVAL BRANCH MEDICAL CLINIC                                      |              |          | 1        | 100%             | 1     |
| SMITH NORTHVIEW HOSPITAL LAB                                     |              |          | 1        | 100%             | 1     |
| SHANDS AT LAKE SHORE LAB   |              |          | 1        | 100%             | 1     |
| KENTUCKY CABINET FOR HEALTH AND FAMILY SERVICES                  |              |          | 1        | 100%             | 1     |
| KETTERING MEDICAL CENTER   |              |          | 1        | 100%             | 1     |
| NAVAL HOSPITAL OF JACKSONVILLE                                   |              |          | 1        | 100%             | 1     |
| PEACHEALTH LABORATORIES  |              | 1        |          |                  | 1     |
| NORTH NAPLES HOSPITAL RESPIRATORY THERAPY DEPARTMENT             |              |          | 1        | 100%             | 1     |
| NEW YORK STATE ELR - BELLEVUE HOSPITAL CENTER DEPARTMENT         |              | 1        |          |                  | 1     |
| MID FLORIDA CLINICAL LABORATORY                                  |              |          | 1        | 100%             | 1     |
| MALABAR/ADVENT CENTRA CARE                                       |              |          | 1        | 100%             | 1     |
| PIEDMONT HOSPITAL LAB  |              |          | 1        | 100%             | 1     |
| PHYSICIANS STAT  |              |          | 1        | 100%             | 1     |
| DALLAS MEDICAL CENTER  |              |          | 1        | 100%             | 1     |
| ONslow MEMORIAL HOSPITAL LABORATORY                              |              | 1        |          |                  | 1     |
| CHATSWORTH ASSISTED LIVING COMMUNITY AT PGA NATIONAL             |              |          | 1        | 100%             | 1     |
| MD NOW URGENT CARE CENTER INC.                                   |              |          | 1        | 100%             | 1     |
| MISSOURI DEPARTMENT OF HEALTH AND SENIOR SERVICES - STATE PH LAB |              | 1        |          |                  | 1     |

# COVID-19: testing by laboratory

Data through Jul 25, 2020 verified as of Jul 26, 2020 at 09:25 AM

Data in this report are provisional and subject to change.

The numbers in the table below represent the number for whom test results were received by the Department of Health. A person can be tested by more than one laboratory and can have both positive and negative results. **Therefore, the sum of the numbers in each column will be larger than the total number of people tested.**

| Reporting lab                                     | Inconclusive | Negative | Positive | Percent positive | Total |
|---|--------------|----------|----------|------------------|-------|
| MEMORIAL HEALTH UNIVERSITY MEDICAL CENTER         |              |          | 1        | 100%             | 1     |
| SOUTHWEST FLORIDA DIVISION LAB                    |              |          | 1        | 100%             | 1     |
| BIODORON LABORATORIES                             |              |          | 1        | 100%             | 1     |
| BAYONET POINT HOSPITAL LAB                        |              |          | 1        | 100%             | 1     |
| SENTARA NORFOLK GENERAL HOSPITAL CENTRAL LAB      |              |          | 1        | 100%             | 1     |
| SANFORD REGIONAL HOSPITAL WORTHINGTON             |              | 1        |          |                  | 1     |
| YORK HOSPITAL - LABORATORY                        |              |          | 1        | 100%             | 1     |
| SUNY UPSTATE MEDICAL UNIVERSITY                   |              |          | 1        | 100%             | 1     |
| SPRING HILL REGIONAL HOSPITAL                     |              |          | 1        | 100%             | 1     |
| UNKNOWN - MI                                      |              |          | 1        | 100%             | 1     |
| THE CHILDREN'S HOSPITAL OF PHILADELPHIA           |              | 1        |          |                  | 1     |
| SONIC REFERENCE LABORATORY                        |              |          | 1        | 100%             | 1     |
| TPCA CLINICAL LABORATORIES                        |              | 1        |          |                  | 1     |
| HANCOCK REGIONAL HOSPITAL                         |              | 1        |          |                  | 1     |
| SMITH KLINE                                       |              |          | 1        | 100%             | 1     |
| ST VINCENT'S CHILTON                              |              | 1        |          |                  | 1     |
| UW HOSPITAL AND CLINICS                           |              |          | 1        | 100%             | 1     |
| DOCTOR'S WALK-IN CLINIC / QUEST DIAGNOSTICS       |              |          | 1        | 100%             | 1     |
| WELLNOW URGENT CARE                               |              | 1        |          |                  | 1     |
| WOLFSON (USE BAPTIST)                             |              |          | 1        | 100%             | 1     |
| XPRESS WELLNESS URGENT CARE                       |              |          | 1        | 100%             | 1     |
| WATAUGA MEDICAL CENTER                            |              |          | 1        | 100%             | 1     |
| SHARP MEMORIAL HOSPITAL MICROBIOLOGY DEPT         |              |          | 1        | 100%             | 1     |
| VIRACOR   |              |          | 1        | 100%             | 1     |
| RICHMOND UNIVERSITY MEDICAL CENTER                |              |          | 1        | 100%             | 1     |
| RIVERSIDE METHODIST HOSPITAL LAB                  |              |          | 1        | 100%             | 1     |
| HEALTH NETWORK LABORATORIES                       |              | 1        |          |                  | 1     |
| INDIAN RIVER CLINICAL LABORATORY, INC.            |              | 1        |          |                  | 1     |
| MEDSTAR HARBOR HOSPITAL                           |              |          | 1        | 100%             | 1     |
| INTERMOUNTAIN MEDICAL CENTER                      |              |          | 1        | 100%             | 1     |
| MEDICAL CLINIC OF HOUSTON                         |              |          | 1        | 100%             | 1     |
| MEMORIAL HERMANN CONSOLIDATED LABORATORY SERVICES |              |          | 1        | 100%             | 1     |
| MINUTECLINIC DIAGNOSTIC                           |              |          | 1        | 100%             | 1     |
| MONROE COUNTY HOSPITAL                            |              | 1        |          |                  | 1     |
| HEALTH FIRST IBM-UX                               |              |          | 1        | 100%             | 1     |
| GRAND VIEW HOSPITAL                               |              |          | 1        | 100%             | 1     |
| MANATEE PEDIATRICS                                |              |          | 1        | 100%             | 1     |
| WEST VIRGINIA UNIVERSITY HOSPITALS                |              |          | 1        | 100%             | 1     |
| MARION COUNTY HEALTH DEPARTMENT                   |              |          | 1        | 100%             | 1     |
| MEDICAL CENTER ENTERPRISE                         |              |          | 1        | 100%             | 1     |
| WEST KENDALL HOSPITAL                             |              |          | 1        | 100%             | 1     |
| DOCS URGENT CARE                                  |              |          | 1        | 100%             | 1     |
| LABCORP-CRYSTAL RIVER                             |              |          | 1        | 100%             | 1     |
| LAKEVIEW REGIONAL HOSPITAL                        |              |          | 1        | 100%             | 1     |
| LABCORP KANSAS CITY                               |              |          | 1        | 100%             | 1     |
| Lourdes Hospital                                  |              |          | 1        | 100%             | 1     |

# COVID-19: testing by laboratory

Data through Jul 25, 2020 verified as of Jul 26, 2020 at 09:25 AM

Data in this report are provisional and subject to change.

The numbers in the table below represent the number for whom test results were received by the Department of Health. A person can be tested by more than one laboratory and can have both positive and negative results. **Therefore, the sum of the numbers in each column will be larger than the total number of people tested.**

| Reporting lab  | Inconclusive | Negative | Positive | Percent positive | Total |
|--|--------------|----------|----------|------------------|-------|
| MONTEFIORE NYACK HOSPITAL AFFILIATED LABORATORY      |              | 1        |          |                  | 1     |
| AZALEA HEALTH  |              |          | 1        | 100%             | 1     |
| BAPTIST ER TOWN CTR                                  |              |          | 1        | 100%             | 1     |
| BEAUFORT MEMORIAL                                    |              |          | 1        | 100%             | 1     |
| BASCOM PALMER-MICRO LAB                              |              |          | 1        | 100%             | 1     |
| BAPTIST HEALTH MEDICAL CENTER                        |              |          | 1        | 100%             | 1     |
| LEESBURG FAMILY MEDICINE                             |              | 1        |          |                  | 1     |
| PRORENATA LABS                                       |              |          | 1        | 100%             | 1     |
| MEDICAL ARTS LABORATORY                              |              |          | 1        | 100%             | 1     |
| LOYOLA UNIVERSITY MEDICAL CENTER LABORATORY          |              |          | 1        | 100%             | 1     |
| BEAUMONT HOSPITAL, GROSSE POINTE                     |              |          | 1        | 100%             | 1     |
| NEW YORK STATE ELR - MERCY MEDICAL CENTER            |              | 1        |          |                  | 1     |
| EXPRESS GENE MOLECULAR DIAGNOSTICS LABORATORY        |              |          | 1        | 100%             | 1     |
| MUNSON MEDICAL CENTER                                |              |          | 1        | 100%             | 1     |
| GENETRAIT LABORATORIES                               |              |          | 1        | 100%             | 1     |
| NEW YORK STATE ELR - ST BARNABAS HOSPITAL            |              | 1        |          |                  | 1     |
| CHARLOTTE CHD PORT CHARLOTTE                         |              | 1        |          |                  | 1     |
| CQUENTIA NGS, LLC                                    |              |          | 1        | 100%             | 1     |
| DOCTORS CLINICAL LABORATORY, INC                     |              |          | 1        | 100%             | 1     |
| COMMONWEALTH OF MASSACHUSETTS                        |              |          | 1        | 100%             | 1     |
| SOUTHWEST REGIONAL PCR LABORATORY                    |              |          | 1        | 100%             | 1     |
| SEMINOLE COUNTY HEALTH DEPARTMENT                    |              |          | 1        | 100%             | 1     |
| ST CHARLES HOSPITAL LABORATORY                       |              | 1        |          |                  | 1     |
| SANFORD SOUTH UNIVERSITY                             |              | 1        |          |                  | 1     |
| REDITUS LABORATORIES                                 |              |          | 1        | 100%             | 1     |
| ST JOSEPHS CHILDRENS HOSPITAL OUTREACH               |              |          | 1        | 100%             | 1     |
| PRISMA HEALTH TUOMEY LABORATORY                      |              |          | 1        | 100%             | 1     |
| MADISON COUNTY MEMORIAL HOSP                         |              | 1        |          |                  | 1     |
| QUEST - HOUSTON LAB                                  |              |          | 1        | 100%             | 1     |
| REMISE OCCUPATIONAL HEALTH SOLUTIONS INC             |              |          | 1        | 100%             | 1     |
| MINUTECLINIC DIAGNOSTIC OF TEXAS, LLC                |              | 1        |          |                  | 1     |
| PHELPS HOSPITAL LABORATORY                           |              | 1        |          |                  | 1     |
| MONTANA DEPARTMENT OF PUBLIC HEALTH & HUMAN SERVICES |              |          | 1        | 100%             | 1     |
| PEDIATRIC ASSOCIATES - JACKSONVILLE                  |              |          | 1        | 100%             | 1     |
| WARD MEMORIAL HOSPITAL                               |              | 1        |          |                  | 1     |
| ST. MARY MEDICAL CENTER                              |              | 1        |          |                  | 1     |
| REGIONAL MEDICAL LABORATORY                          |              |          | 1        | 100%             | 1     |
| UCLA HEALTHCARE CLINICAL LABS                        |              |          | 1        | 100%             | 1     |
| QUEST DIAGNOSTICS-OCALA-SE 3RD                       |              | 1        |          |                  | 1     |
| PERDIDO URGENT CARE                                  |              |          | 1        | 100%             | 1     |
| MIAMI CANCER INSTITUTE                               |              |          | 1        | 100%             | 1     |
| VA GREATER LOS ANGELES HEALTH CARE SYSTEM            |              |          | 1        | 100%             | 1     |
| NEW YORK CITY DEPARTMENT OF HEALTH                   |              |          | 1        | 100%             | 1     |
| UNIVERSITY LAB                                       |              |          | 1        | 100%             | 1     |
| VA HOSPITAL  |              |          | 1        | 100%             | 1     |
| MEDONE URGENT CARE                                   |              |          | 1        | 100%             | 1     |

# COVID-19: testing by laboratory

Data through Jul 25, 2020 verified as of Jul 26, 2020 at 09:25 AM

Data in this report are provisional and subject to change.

The numbers in the table below represent the number for whom test results were received by the Department of Health. A person can be tested by more than one laboratory and can have both positive and negative results. **Therefore, the sum of the numbers in each column will be larger than the total number of people tested.**

| Reporting lab  | Inconclusive  | Negative         | Positive       | Percent positive | Total            |
|--|---------------|------------------|----------------|------------------|------------------|
| WESLEY CHAPEL INTERNAL MEDICINE AND PEDIATRICS                         |               |                  | 1              | 100%             | 1                |
| VERMONT DEPARTMENT OF HEALTH LABORATORY                                |               | 1                |                |                  | 1                |
| EXCEL URGENT CARE OF NJ  |               |                  | 1              | 100%             | 1                |
| NORTH CAROLINA STATE LABORATORY OF PUBLIC HEALTH, SPECTRUM LAB NETWORK |               |                  | 1              | 100%             | 1                |
| NORTHSHORE UNIVERSITY HEALTHSYSTEM EVANSTON HOSPITAL LAB               |               |                  | 1              | 100%             | 1                |
| STANLY REGIONAL MEDICAL CENTER   |               |                  | 1              | 100%             | 1                |
| PEDIATRIC HEALTHCARE ALLIANCE  |               |                  | 1              | 100%             | 1                |
| WILLIAM A HINTON STATE LABORATORY INSTITUTE                            |               |                  | 1              | 100%             | 1                |
| TAMIAMI LAB MILLENIUM  |               |                  | 1              | 100%             | 1                |
| TIMPANOGOS REGIONAL HOSPITAL   |               |                  | 1              | 100%             | 1                |
| UAB  |               |                  | 1              | 100%             | 1                |
| TAMPA  |               | 1                |                |                  | 1                |
| NORTH RIVER FAMILY HEALTH CENTER                                       |               |                  | 1              | 100%             | 1                |
| <b>Total</b>   | <b>15,850</b> | <b>3,793,442</b> | <b>531,369</b> | <b>12%</b>       | <b>4,340,661</b> |