

COVID-19: summary of persons being monitored, persons tested, and cases

Data through Jul 20, 2020 verified as of Jul 21, 2020 at 09:25 AM

Data in this report are provisional and subject to change.

Monitored persons: people the Florida Department of Health was notified of for possible monitoring because they are a contact of a case, traveled from China, or were identified by the Centers for Disease Control and Prevention (CDC) as a part of an airline/ship contact investigation

Total reports	115,852
Total persons of high, medium, or unknown risk	112,166
High/medium/unknown risk still being monitored	14,434

Persons tested: includes PCR and antigen test results received by the Department of Health from the state public health laboratory (BPHL), as well as commercial and hospital laboratories

Total tested	3,103,674
Positive	369,834
Negative	2,729,916
Inconclusive	3,924
Awaiting testing	2,462

Cases: people with positive PCR or antigen test result

Total cases	369,834
Florida residents	365,244
Non-Florida residents	4,590

Type of testing	
Florida residents	365,244
Positive by BPHL/CDC	12,414
Positive by commercial/hospital lab	352,830
Non-Florida residents	
Positive by BPHL/CDC	181
Positive by commercial/hospital lab	4,409

Characteristics	
Florida residents hospitalized	21,780
Florida resident deaths	5,206
Change in deaths since previous report	+134
Non-Florida resident deaths	113

Hospitalized counts include anyone who was hospitalized at some point during their illness. It does not reflect the number of people currently hospitalized.

More information on deaths identified through death certificate data is available on the National Center for Health Statistics website at www.cdc.gov/nchs/nvss/vsrr/COVID19/index.htm.

Risk factors for Florida residents	
Traveled	3,189
Contact with a known case	94,901
Traveled and contact with a known case	3,138
Neither	264,016
No travel and no contact	35,588
Travel is unknown	190,509
Contact is unknown	58,781
Contact is pending	165,035

Travel can be unknown and contact can be unknown or pending for the same case, these numbers will sum to more than the "neither" total.

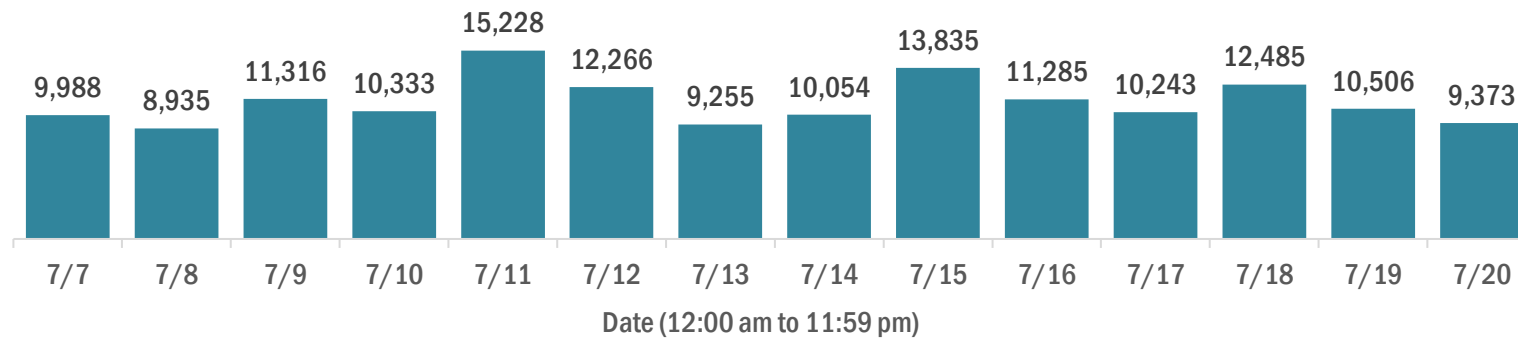
COVID-19: cases and laboratory testing over time

Data through Jul 20, 2020 verified as of Jul 21, 2020 at 09:25 AM

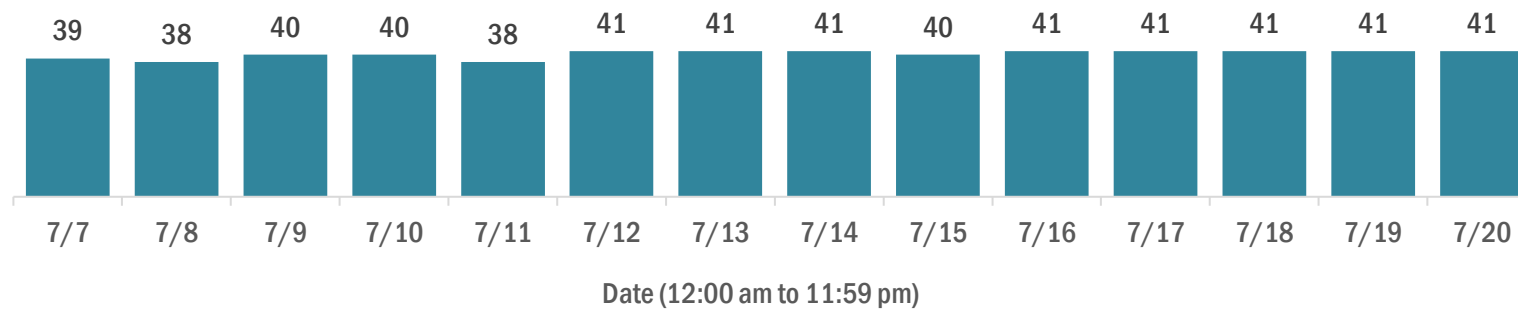
Data in this report are provisional and subject to change.

Cases in Florida residents per day for the past 2 weeks

Number of cases per day



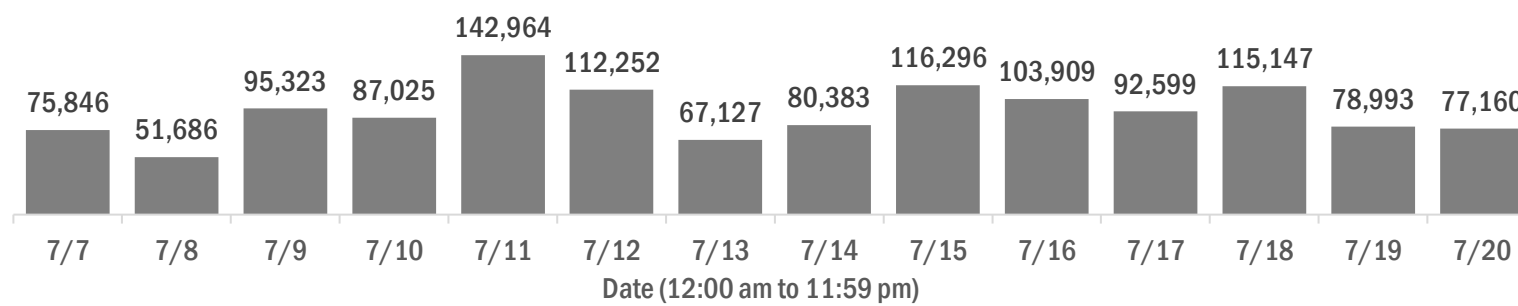
Median age of cases by day



Laboratory testing for Florida residents and non-Florida residents over the past 2 weeks

Number of people tested per day

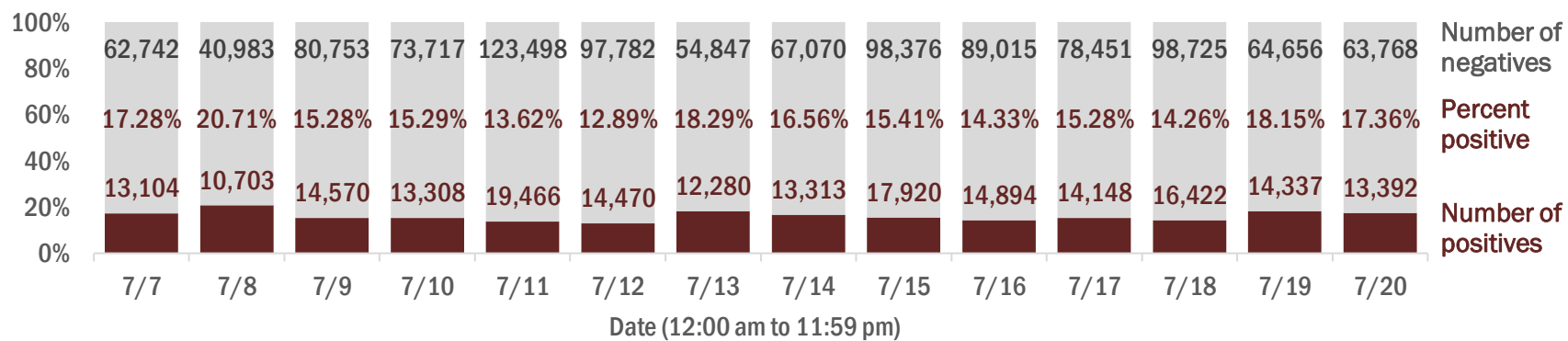
These counts include the number of people for whom the department received PCR or antigen laboratory results by day. People tested on multiple days will be included for each day a new result was received. A person is only counted once for each day they are tested, regardless of whether multiple specimens are tested or multiple results are received.



Number and percent of positive labs

The percent of positive results ranged from 12.89% to 20.71% over the past 2 weeks and was 17.36% yesterday.

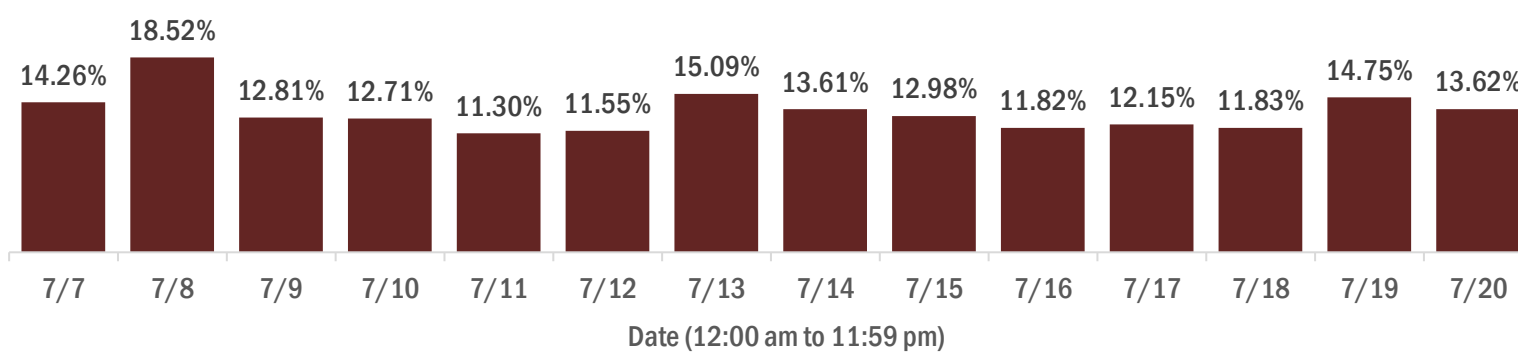
These counts include the number of people for whom the department received PCR or antigen laboratory results by day. People tested on multiple days will be included for each day a new result was received. A person is only counted once for each day they are tested, regardless of whether multiple specimens are tested or multiple results are received. If a person has a positive specimen and a negative specimen in the same day, only the positive result is counted.



Percent positivity for new cases

The percent of positive results ranged from 11.30% to 18.52% over the past 2 weeks and was 13.62% yesterday.

This percent is the number of people who test PCR- or antigen-positive for the first time divided by all the people tested that day, excluding people who have previously tested positive.



COVID-19: characteristics of 365,244 Florida resident cases

Data through Jul 20, 2020 verified as of Jul 21, 2020 at 09:25 AM

Data in this report are provisional and subject to change.

Age group	Cases	Hospitalizations	Deaths
0-4 years	5,973 2%	108 0%	0 0%
5-14 years	13,254 4%	87 0%	2 0%
15-24 years	57,634 16%	529 2%	13 0%
25-34 years	73,571 20%	1,349 6%	35 1%
35-44 years	59,969 16%	2,002 9%	117 2%
45-54 years	57,381 16%	2,879 13%	217 4%
55-64 years	45,841 13%	3,871 18%	510 10%
65-74 years	26,661 7%	4,189 19%	1,043 20%
75-84 years	15,312 4%	3,849 18%	1,480 28%
85+ years	9,001 2%	2,917 13%	1,789 34%
Unknown	647 0%	0 0%	0 0%
Total	365,244	21,780	5,206

Gender	Cases
Female	186,647 51%
Male	176,023 48%
Unknown	2,574 1%
Total	365,244

Ethnicity	Cases	Hospitalizations	Deaths
Hispanic	90,815 25%	7,087 33%	1,327 25%
Non-Hispanic	117,229 32%	13,340 61%	3,421 66%
Unknown	157,200 43%	1,353 6%	458 9%
Total	365,244	21,780	5,206

Race and ethnicity	Cases	Hospitalizations	Deaths
White	137,178 38%	13,032 60%	3,517 68%
Hispanic	61,018 17%	5,142 24%	1,066 20%
Non-Hispanic	62,381 17%	7,395 34%	2,269 44%
Unknown	13,779 4%	495 2%	182 3%
Black	53,988 15%	5,522 25%	1,065 20%
Hispanic	2,464 1%	267 1%	34 1%
Non-Hispanic	43,924 12%	5,101 23%	991 19%
Unknown	7,600 2%	154 1%	40 1%
Other race	31,581 9%	2,445 11%	377 7%
Hispanic	17,044 5%	1,525 7%	196 4%
Non-Hispanic	8,339 2%	784 4%	142 3%
Unknown	6,198 2%	136 1%	39 1%
Unknown race	142,497 39%	781 4%	247 5%
Hispanic	10,289 3%	153 1%	31 1%
Non-Hispanic	2,585 1%	60 0%	19 0%
Unknown	129,623 35%	568 3%	197 4%
Total	365,244	21,780	5,206

Hospitalization counts include anyone who was hospitalized at some point during their illness. It does not reflect the number of people currently hospitalized. **Other race** includes any person with a race of American Indian/Alaskan native, Asian, native Hawaiian/Pacific Islander, or other.

COVID-19: deaths in Florida residents and staff of long-term care facilities

Data through Jul 20, 2020 verified as of Jul 21, 2020 at 09:25 AM

Data in this report are provisional and subject to change.

For current cases in residents or staff of long-term care facilities, please visit: <https://floridahealthcovid19.gov/>

County	Deaths		County	Deaths		County	Deaths	
Dade	579	24%	Indian River	14	1%	Citrus	1	0%
Palm Beach	289	12%	Orange	13	1%	Desoto	1	0%
Pinellas	233	10%	Jackson	12	0%	Hardee	1	0%
Broward	179	7%	Washington	12	0%	Holmes	1	0%
Lee	148	6%	Marion	11	0%	Levy	1	0%
Hillsborough	132	5%	Osceola	11	0%	Monroe	1	0%
Polk	107	4%	Alachua	10	0%	Nassau	1	0%
Manatee	91	4%	Walton	10	0%	Okeechobee	1	0%
Sarasota	68	3%	Lake	8	0%	St. Johns	1	0%
Charlotte	52	2%	Gadsden	7	0%	Taylor	1	0%
Volusia	52	2%	Calhoun	6	0%	Total	2,445	
Duval	49	2%	Hernando	5	0%			
Collier	48	2%	Leon	5	0%			
St. Lucie	47	2%	Okaloosa	5	0%			
Escambia	44	2%	Jefferson	4	0%			
Seminole	30	1%	Baker	3	0%			
Martin	29	1%	Madison	3	0%			
Clay	26	1%	Putnam	3	0%			
Pasco	24	1%	Bradford	2	0%			
Suwannee	22	1%	Columbia	2	0%			
Brevard	18	1%	Santa Rosa	2	0%			
Hendry	18	1%	Sumter	2	0%			

Note: cases are summarized by the county of usual residence. Residents and staff may be cases associated with facilities that are not in their county of usual residence, resulting in cases being included below for counties that do not have facilities with known cases.

COVID-19: characteristics of 369,834 cases

Data through Jul 20, 2020 verified as of Jul 21, 2020 at 09:25 AM

Data in this report are provisional and subject to change.

Tables below include cases in Florida residents and non-Florida residents.

All 67 Florida counties have cases:

County	FL resident		Non-FL resident	Total
Dade	88,795	24%	762	89,557
Broward	42,121	12%	456	42,577
Palm Beach	26,700	7%	251	26,951
Hillsborough	24,432	7%	118	24,550
Orange	23,670	6%	341	24,011
Duval	17,354	5%	190	17,544
Pinellas	13,821	4%	104	13,925
Lee	12,848	4%	277	13,125
Polk	10,033	3%	39	10,072
Collier	7,975	2%	101	8,076
Manatee	6,796	2%	75	6,871
Osceola	6,406	2%	73	6,479
Escambia	5,360	1%	714	6,074
Volusia	5,484	2%	46	5,530
Seminole	5,497	2%	22	5,519
Pasco	5,136	1%	25	5,161
Sarasota	4,383	1%	49	4,432
Brevard	4,395	1%	18	4,413
St. Lucie	3,788	1%	19	3,807
Lake	3,448	1%	25	3,473
Leon	3,202	1%	63	3,265
Martin	3,172	1%	21	3,193
Alachua	2,686	1%	51	2,737
Marion	2,713	1%	8	2,721
St. Johns	2,586	1%	26	2,612
Clay	2,189	1%	8	2,197
Bay	2,140	1%	55	2,195
Okaloosa	2,039	1%	23	2,062
Santa Rosa	2,005	1%	13	2,018
Indian River	1,673	0%	12	1,685
Charlotte	1,494	0%	6	1,500
Columbia	1,449	0%	7	1,456
Hendry	1,409	0%		1,409
Hernando	1,217	0%	12	1,229
Desoto	1,098	0%	1	1,099

County	FL resident		Non-FL resident	Total
Putnam	1,006	0%		1,006
Monroe	910	0%	25	935
Suwannee	909	0%	17	926
Gadsden	905	0%	7	912
Jackson	875	0%	12	887
Citrus	871	0%	3	874
Walton	787	0%	79	866
Sumter	852	0%	7	859
Nassau	773	0%	38	811
Highlands	806	0%	3	809
Hardee	711	0%	6	717
Okeechobee	681	0%	3	684
Flagler	674	0%	9	683
Hamilton	516	0%	3	519
Madison	470	0%	7	477
Unknown	86	0%	325	411
Levy	395	0%	3	398
Washington	328	0%	5	333
Holmes	314	0%	9	323
Liberty	316	0%		316
Wakulla	306	0%	3	309
Glades	287	0%		287
Gilchrist	266	0%		266
Baker	245	0%		245
Calhoun	229	0%		229
Taylor	219	0%	2	221
Dixie	199	0%		199
Bradford	198	0%		198
Gulf	185	0%	7	192
Union	145	0%		145
Jefferson	114	0%	4	118
Franklin	78	0%	2	80
Lafayette	74	0%		74
Total	365,244		4,590	369,834

COVID-19: characteristics of 365,244 Florida resident cases

Data through Jul 20, 2020 verified as of Jul 21, 2020 at 09:25 AM

Data in this report are provisional and subject to change.

The table below includes the cities and counties of residence for cases in Florida residents based on the patient's ZIP Code.

Note that city is not always received as part of the initial notification and may be missing while the case is being investigated.

City and county	Cases
Miami, Dade	55,349
Orlando, Orange	18,022
Jacksonville, Duval	16,147
Tampa, Hillsborough	14,984
Hialeah, Dade	12,487
Fort Lauderdale, Broward	9,739
Hollywood, Broward	8,311
West Palm Beach, Palm Beach	6,589
Homestead, Dade	6,220
Saint Petersburg, Pinellas	5,982
Naples, Collier	5,535
Fort Myers, Lee	5,466
Kissimmee, Osceola	5,234
Pompano Beach, Broward	5,086
Pensacola, Escambia	4,707
Bradenton, Manatee	4,661
Lake Worth, Palm Beach	3,749
Boca Raton, Palm Beach	3,384
Sarasota, Sarasota	3,334
Tallahassee, Leon	3,137
Lakeland, Polk	3,073
Cape Coral, Lee	2,865
Clearwater, Pinellas	2,646
Miami Beach, Dade	2,611
Miramar, Broward	2,595
Lehigh Acres, Lee	2,548
Boynton Beach, Palm Beach	2,341
Miami Gardens, Dade	2,337
Port Saint Lucie, St. Lucie	2,283
Gainesville, Alachua	2,213
Winter Haven, Polk	2,084
Ocala, Marion	1,999
Immokalee, Collier	1,933
Delray Beach, Palm Beach	1,788
Opa Locka, Dade	1,770
Brandon, Hillsborough	1,717
Coral Springs, Broward	1,708
Stuart, Martin	1,578
Riverview, Hillsborough	1,474
Panama City, Bay	1,471
Largo, Pinellas	1,422
Davie, Broward	1,422
Missing, Broward	1,399
Plant City, Hillsborough	1,396
Lake City, Columbia	1,390
Sunrise, Broward	1,386
Apopka, Orange	1,378
Fort Pierce, St. Lucie	1,377
North Miami Beach, Dade	1,345
Saint Augustine, St. Johns	1,317
Jupiter, Palm Beach	1,316
Melbourne, Brevard	1,297
Doral, Dade	1,290
Sanford, Seminole	1,290
Deerfield Beach, Broward	1,254
Lake Worth Beach, Palm Beach	1,243
New Port Richey, Pasco	1,211
Daytona Beach, Volusia	1,158
Vero Beach, Indian River	1,110

COVID-19: characteristics of 365,244 Florida resident cases

Data through Jul 20, 2020 verified as of Jul 21, 2020 at 09:25 AM

Data in this report are provisional and subject to change.

The table below includes the cities and counties of residence for cases in Florida residents based on the patient's ZIP Code.

Note that city is not always received as part of the initial notification and may be missing while the case is being investigated.

City and county	Cases
Plantation, Broward	1,098
Tamarac, Broward	1,081
Deltona, Volusia	1,070
Palmetto, Manatee	1,019
Orange Park, Clay	1,014
Royal Palm Beach, Palm Beach	980
Saint Cloud, Osceola	977
Arcadia, Desoto	970
Winter Park, Orange	957
Winter Garden, Orange	909
Deland, Volusia	903
Altamonte Springs, Seminole	896
Palm Bay, Brevard	896
Margate, Broward	890
Clermont, Lake	887
Palm Beach Gardens, Palm Beach	884
Bonita Springs, Lee	867
Oviedo, Seminole	862
Indiantown, Martin	852
Milton, Santa Rosa	849
North Miami, Dade	840
North Lauderdale, Broward	830
Hallandale, Broward	823
Ocoee, Orange	820
Davenport, Polk	807
Land O Lakes, Pasco	788
Port Charlotte, Charlotte	774
Haines City, Polk	773
Live Oak, Suwannee	772
Coconut Creek, Broward	771
Palm Harbor, Pinellas	762
Coral Gables, Dade	749
Florida City, Dade	733
Fort Walton Beach, Okaloosa	729
Clewiston, Hendry	725
Wesley Chapel, Pasco	722
Weston, Broward	717
Wellington, Palm Beach	698
Belle Glade, Palm Beach	698
Oakland Park, Broward	694
Spring Hill, Hernando	692
Ruskin, Hillsborough	687
Pinellas Park, Pinellas	687
Seminole, Pinellas	677
Longwood, Seminole	672
Okeechobee, Okeechobee	663
Lutz, Hillsborough	648
Valrico, Hillsborough	624
Windermere, Orange	610
Casselberry, Seminole	575
Quincy, Gadsden	573
Jacksonville Beach, Duval	573
Pembroke Pines, Broward	566
Wimauma, Hillsborough	555
Punta Gorda, Charlotte	549
Bartow, Polk	521
Lake Mary, Seminole	517
Palatka, Putnam	508
Missing, Palm Beach	503

COVID-19: characteristics of 365,244 Florida resident cases

Data through Jul 20, 2020 verified as of Jul 21, 2020 at 09:25 AM

Data in this report are provisional and subject to change.

The table below includes the cities and counties of residence for cases in Florida residents based on the patient's ZIP Code.

Note that city is not always received as part of the initial notification and may be missing while the case is being investigated.

City and county	Cases
Aventura, Dade	495
Palm Coast, Flagler	491
Cocoa, Brevard	491
Labelle, Hendry	491
Leesburg, Lake	485
Tavares, Lake	482
Ormond Beach, Volusia	480
Miami Lakes, Dade	459
Middleburg, Clay	455
Winter Springs, Seminole	441
North Fort Myers, Lee	435
Hudson, Pasco	424
Cantonment, Escambia	423
Zephyrhills, Pasco	422
North Port, Sarasota	422
Port Richey, Pasco	422
Kissimmee, Polk	421
Maitland, Orange	421
Loxahatchee, Palm Beach	412
Missing, Dade	399
Brooksville, Hernando	399
Crestview, Okaloosa	398
Auburndale, Polk	396
Key West, Monroe	393
Gulf Breeze, Santa Rosa	389
Seffner, Hillsborough	389
Tarpon Springs, Pinellas	388
Ponte Vedra Beach, St. Johns	385
Dade City, Pasco	382
Sebring, Highlands	362
Jasper, Hamilton	362
Lake Wales, Polk	359
Riviera Beach, Palm Beach	358
Mulberry, Polk	355
Port Orange, Volusia	353
South Miami, Dade	353
Marianna, Jackson	352
Sarasota, Manatee	347
Pahokee, Palm Beach	346
Dunedin, Pinellas	346
Missing, Collier	344
Orange City, Volusia	343
Fernandina Beach, Nassau	338
Venice, Sarasota	338
Wauchula, Hardee	337
Holiday, Pasco	332
Cooper City, Broward	327
Navarre, Santa Rosa	325
Saint Johns, St. Johns	324
South Bay, Palm Beach	317
Merritt Island, Brevard	317
Green Cove Springs, Clay	316
Destin, Okaloosa	314
Fellsmere, Indian River	307
Dania, Broward	307
Eustis, Lake	302
Palm City, Martin	299
Panama City Beach, Bay	299
Dover, Hillsborough	297

COVID-19: characteristics of 365,244 Florida resident cases

Data through Jul 20, 2020 verified as of Jul 21, 2020 at 09:25 AM

Data in this report are provisional and subject to change.

The table below includes the cities and counties of residence for cases in Florida residents based on the patient's ZIP Code.

Note that city is not always received as part of the initial notification and may be missing while the case is being investigated.

City and county	Cases
Fleming Island, Clay	296
Titusville, Brevard	296
Odessa, Hillsborough	295
The Villages, Sumter	295
Pinecrest, Dade	294
Madison, Madison	294
Missing, Hillsborough	293
Lantana, Palm Beach	293
Parrish, Manatee	291
Estero, Lee	287
Gibsonton, Hillsborough	284
Defuniak Springs, Walton	284
Rockledge, Brevard	283
Bristol, Liberty	279
Polk City, Polk	271
Santa Rosa Beach, Walton	269
Moore Haven, Glades	266
Crawfordville, Wakulla	265
Bonifay, Holmes	265
Atlantic Beach, Duval	258
Avon Park, Highlands	257
New Smyrna Beach, Volusia	255
Groveland, Lake	242
Inverness, Citrus	242
Lauderdale Lakes, Broward	242
Lauderhill, Broward	239
Key Biscayne, Dade	235
Parkland, Broward	231
Chipley, Washington	229
Mount Dora, Lake	228
Crescent City, Putnam	228
Oldsmar, Pinellas	225
Lynn Haven, Bay	224
Debary, Volusia	223
Missing, Duval	218
Niceville, Okaloosa	216
Hobe Sound, Martin	211
Missing, Orange	210
Wilton Manors, Broward	206
Frostproof, Polk	204
North Palm Beach, Palm Beach	203
Apollo Beach, Hillsborough	202
Lithia, Hillsborough	200
Missing, Pasco	195
Sneads, Jackson	195
Pace, Santa Rosa	191
Fort Meade, Polk	190
Ponte Vedra, St. Johns	189
Sun City Center, Hillsborough	187
Perry, Taylor	186
Bushnell, Sumter	186
Ellenton, Manatee	183
Palm Springs, Palm Beach	182
Safety Harbor, Pinellas	177
Missing, Santa Rosa	173
Trenton, Gilchrist	172
Yulee, Nassau	171
Sebastian, Indian River	171
Alachua, Alachua	168

COVID-19: characteristics of 365,244 Florida resident cases

Data through Jul 20, 2020 verified as of Jul 21, 2020 at 09:25 AM

Data in this report are provisional and subject to change.

The table below includes the cities and counties of residence for cases in Florida residents based on the patient's ZIP Code.

Note that city is not always received as part of the initial notification and may be missing while the case is being investigated.

City and county	Cases
Missing, St. Johns	162
Missing, Hendry	160
Summerfield, Marion	159
Missing, Polk	158
Missing, Hardee	151
Macclenny, Baker	150
Key Largo, Monroe	145
Starke, Bradford	141
Palmetto Bay, Dade	141
Chiefland, Levy	139
Belleview, Marion	139
Missing, Lee	139
Jensen Beach, Martin	136
Bowling Green, Hardee	135
Crystal River, Citrus	134
Wildwood, Sumter	132
Jacksonville, St. Johns	130
Missing, Marion	130
Blountstown, Calhoun	130
Mascotte, Lake	125
Missing, Citrus	124
Missing, Volusia	123
Cocoa Beach, Brevard	119
Missing, St. Lucie	119
Neptune Beach, Duval	119
Edgewater, Volusia	117
Mary Esther, Okaloosa	117
Thonotosassa, Hillsborough	116
Newberry, Alachua	114
Myakka City, Manatee	114
Old Town, Dixie	114
Williston, Levy	113
Lake Alfred, Polk	113
Homosassa, Citrus	112
Lady Lake, Lake	112
Shalimar, Okaloosa	112
Satellite Beach, Brevard	111
Missing, Osceola	109
Missing, Desoto	109
Jennings, Hamilton	108
Clearwater Beach, Pinellas	108
Missing, Madison	107
Callahan, Nassau	105
Lake Placid, Highlands	105
Missing, Brevard	105
Dunnellon, Marion	102
Carol City, Dade	101
Minneola, Lake	101
Marathon, Monroe	100
Pierson, Volusia	99
Nokomis, Sarasota	99
Port Saint Joe, Gulf	98
Havana, Gadsden	97
Holly Hill, Volusia	96
Spring Hill, Pasco	93
Southwest Ranches, Broward	92
Englewood, Charlotte	90
Freeport, Walton	90
Sorrento, Lake	89

COVID-19: characteristics of 365,244 Florida resident cases

Data through Jul 20, 2020 verified as of Jul 21, 2020 at 09:25 AM

Data in this report are provisional and subject to change.

The table below includes the cities and counties of residence for cases in Florida residents based on the patient's ZIP Code.

Note that city is not always received as part of the initial notification and may be missing while the case is being investigated.

City and county	Cases
Missing, Martin	89
West Melbourne, Brevard	88
Monticello, Jefferson	86
Tavernier, Monroe	85
Hilliard, Nassau	85
Medley, Dade	84
De Leon Springs, Volusia	83
Lake Butler, Union	83
Lake Park, Palm Beach	82
Marco Island, Collier	81
Missing, Jackson	80
Missing, Indian River	77
Gulfport, Pinellas	77
Bunnell, Flagler	76
Zolfo Springs, Hardee	76
Missing, Hernando	75
Missing, Sarasota	73
Indialantic, Brevard	73
Missing, Highlands	72
Alva, Lee	71
Midway, Gadsden	71
Tequesta, Palm Beach	71
Cross City, Dixie	70
Jay, Santa Rosa	69
Montverde, Lake	69
Missing, Seminole	68
Bell, Gilchrist	68
Gotha, Orange	67
Englewood, Sarasota	67
Mayo, Lafayette	67
Avon Park, Polk	66
Palm Beach, Palm Beach	66
Molino, Escambia	66
Graceville, Jackson	66
Miramar Beach, Walton	66
Missing, Monroe	65
Bronson, Levy	64
Missing, Pinellas	63
Beverly Hills, Citrus	62
Geneva, Seminole	61
Chuluota, Seminole	61
Flagler Beach, Flagler	60
Trinity, Pasco	60
Chattahoochee, Gadsden	60
Umatilla, Lake	59
Cape Canaveral, Brevard	58
Fort Myers Beach, Lee	57
East Palatka, Putnam	57
Kenneth City, Pinellas	57
Eagle Lake, Polk	56
Wewahitchka, Gulf	56
South Daytona, Volusia	55
Missing, Nassau	55
Missing, Escambia	54
Fort White, Columbia	54
Lecanto, Citrus	54
Ave Maria, Collier	54
Rotunda West, Charlotte	53
Missing, Manatee	53

COVID-19: characteristics of 365,244 Florida resident cases

Data through Jul 20, 2020 verified as of Jul 21, 2020 at 09:25 AM

Data in this report are provisional and subject to change.

The table below includes the cities and counties of residence for cases in Florida residents based on the patient's ZIP Code.

Note that city is not always received as part of the initial notification and may be missing while the case is being investigated.

City and county	Cases
Altha, Calhoun	52
Keystone Heights, Clay	52
Oxford, Sumter	52
Dunnellon, Citrus	51
West Miami, Dade	50
Missing, Clay	50
Gretna, Gadsden	49
Archer, Alachua	49
High Springs, Alachua	49
Greenwood, Jackson	49
Fruitland Park, Lake	48
Oakland, Orange	47
Mims, Brevard	47
Hernando, Citrus	47
Century, Escambia	46
Hastings, St. Johns	46
Melbourne Beach, Brevard	45
Belle Isle, Orange	45
Missing, Lake	45
Missing, Okaloosa	45
Vernon, Washington	45
South Pasadena, Pinellas	45
Missing, Flagler	44
Weeki Wachee, Hernando	44
Cottondale, Jackson	43
Interlachen, Putnam	43
Islamorada, Monroe	43
White Springs, Hamilton	43
Baker, Okaloosa	42
Seville, Volusia	42
Lake Panasoffkee, Sumter	42
Indian Rocks Beach, Pinellas	42
Glen Saint Mary, Baker	41
Coconut Grove, Dade	41
Pomona Park, Putnam	41
Youngstown, Bay	40
Southport, Bay	40
Surfside, Dade	39
O Brien, Suwannee	39
Zellwood, Orange	39
Citra, Marion	38
Apalachicola, Franklin	38
Missing, Levy	38
Dundee, Polk	37
Raiford, Union	37
Satsuma, Putnam	37
Biscayne Park, Dade	36
Viera, Brevard	36
Bal Harbour, Dade	36
Greenacres, Palm Beach	36
Missing, Gadsden	36
Branford, Suwannee	35
Grand Island, Lake	35
Lakewood Ranch, Manatee	35
Osprey, Sarasota	35
El Portal, Dade	35
Webster, Sumter	34
Missing, Washington	34
Hawthorne, Alachua	34

COVID-19: characteristics of 365,244 Florida resident cases

Data through Jul 20, 2020 verified as of Jul 21, 2020 at 09:25 AM

Data in this report are provisional and subject to change.

The table below includes the cities and counties of residence for cases in Florida residents based on the patient's ZIP Code.

Note that city is not always received as part of the initial notification and may be missing while the case is being investigated.

City and county	Cases
Greenville, Madison	33
Sanibel, Lee	33
Celebration, Osceola	32
Missing, Leon	32
Indian Harbour Beach, Brevard	32
Grand Ridge, Jackson	32
Reddick, Marion	31
Silver Springs, Marion	31
Missing, Unknown	31
Missing, Gulf	31
Lawtey, Bradford	31
Missing, Calhoun	31
San Antonio, Pasco	31
Cutler Bay, Dade	30
Missing, Walton	30
Lake Hamilton, Polk	30
Poinciana, Polk	29
Sanderson, Baker	29
Center Hill, Sumter	29
Mcdavid, Escambia	29
Lee, Madison	29
Melrose, Putnam	28
Coleman, Sumter	28
Christmas, Orange	28
Ocklawaha, Marion	27
Florida State University, Leon	27
Howey-In-The-Hills, Lake	26
Lauderdale By The Sea, Broward	25
Mcalpin, Suwannee	25
Stock Island, Monroe	24
Missing, Gilchrist	24
Malabar, Brevard	24
Lake Helen, Volusia	24
Elkton, St. Johns	24
Missing, Baker	24
Hallandale Beach, Broward	24
Patrick Air Force Base, Brevard	23
Canal Point, Palm Beach	23
Inlet Beach, Walton	23
Madeira Beach, Pinellas	22
Princeton, Dade	22
Missing, Wakulla	22
Citrus Springs, Citrus	22
Felda, Hendry	22
Florida Dept Of Corrections, Union	22
Big Pine Key, Monroe	22
Missing, Holmes	22
Missing, Sumter	22
Juno Beach, Palm Beach	22
Hypoluxo, Palm Beach	22
Micanopy, Alachua	21
Fern Park, Seminole	21
Bokeelia, Lee	21
Astor, Lake	21
Fountain, Bay	21
Steinhatchee, Taylor	21
Osteen, Volusia	20
Ochopee, Collier	20
Malone, Jackson	20

COVID-19: characteristics of 365,244 Florida resident cases

Data through Jul 20, 2020 verified as of Jul 21, 2020 at 09:25 AM

Data in this report are provisional and subject to change.

The table below includes the cities and counties of residence for cases in Florida residents based on the patient's ZIP Code.

Note that city is not always received as part of the initial notification and may be missing while the case is being investigated.

City and county	Cases
Atlantis, Palm Beach	20
Babson Park, Polk	20
Alford, Jackson	19
Astatula, Lake	19
Morriston, Levy	19
Greensboro, Gadsden	19
Lady Lake, Sumter	19
Weirsdale, Marion	19
Hosford, Liberty	19
The Villages, Lake	19
Sunny Isles Beach, Dade	19
Wellborn, Suwannee	18
Saint James City, Lee	18
Valparaiso, Okaloosa	18
Floral City, Citrus	18
Missing, Bay	18
Bryceville, Nassau	18
Naranja, Dade	18
Miami Springs, Dade	18
Missing, Liberty	17
Hialeah Gardens, Dade	17
Eastpoint, Franklin	17
Kissimmee, Orange	17
Belleair Beach, Pinellas	17
Eglin Air Force Base, Okaloosa	17
Laurel Hill, Okaloosa	17
Missing, Okeechobee	17
Belleair, Pinellas	17
Bradenton Beach, Manatee	16
Temple Terrace, Hillsborough	16
Westville, Holmes	16
Longboat Key, Manatee	16
Missing, Jefferson	16
Anthony, Marion	15
Carrabelle, Franklin	15
North Bay Village, Dade	15
Sweetwater, Dade	15
Kendall, Dade	15
Oak Hill, Volusia	15
Unknown, Orange	15
Grant-Valkaria, Brevard	15
Summerland Key, Monroe	15
Odessa, Pasco	15
Haverhill, Palm Beach	14
Yalaha, Lake	14
Missing, Suwannee	14
Crystal Beach, Pinellas	14
Welaka, Putnam	14
Alafaya, Orange	13
Golden Beach, Dade	13
Waverly, Polk	13
Carrollwood, Hillsborough	13
San Mateo, Putnam	13
Sumterville, Sumter	13
Baldwin, Duval	13
Kindred, Osceola	13
Ona, Hardee	12
Holt, Okaloosa	12
Paisley, Lake	12

COVID-19: characteristics of 365,244 Florida resident cases

Data through Jul 20, 2020 verified as of Jul 21, 2020 at 09:25 AM

Data in this report are provisional and subject to change.

The table below includes the cities and counties of residence for cases in Florida residents based on the patient's ZIP Code.

Note that city is not always received as part of the initial notification and may be missing while the case is being investigated.

City and county	Cases
Miami Shores, Dade	12
Lamont, Jefferson	12
Missing, Charlotte	12
Singer Island, Palm Beach	11
Edgewood, Orange	11
Okahumpka, Lake	11
Lighthouse Point, Broward	11
Barefoot Bay, Brevard	11
Bascom, Jackson	11
Village Of Palmetto Bay, Dade	11
Missing, Bradford	11
Fort Denaud, Hendry	11
Hollister, Putnam	11
Altoona, Lake	11
Holmes Beach, Manatee	11
Callaway, Bay	10
Placida, Charlotte	10
Nocatee, Desoto	10
Destin, Walton	10
Missing, Dixie	10
Waldo, Alachua	10
Heathrow, Seminole	10
West Park, Broward	10
Caryville, Washington	10
Ponce Inlet, Volusia	10
Sopchoppy, Wakulla	10
Tice, Lee	10
Bellview, Escambia	9
Unknown, Dade	9
Florahome, Putnam	9
Tierra Verde, Pinellas	9
Mangonia Park, Palm Beach	9
Goulds, Dade	9
Lake Suzy, Desoto	9
Terra Ceia, Manatee	9
Santa Fe, Alachua	8
Balm, Hillsborough	8
Missing, Franklin	8
Sun City, Hillsborough	8
Ponce De Leon, Holmes	8
Walnut Hill, Escambia	8
Bayonet Point, Pasco	8
Inglis, Levy	8
Bay Harbor Islands, Dade	8
Dania Beach, Broward	8
North Redington Beach, Pinellas	8
Intercession City, Osceola	8
Clarksville, Calhoun	8
Missing, Glades	8
Fruit Cove, St. Johns	8
Labelle, Glades	7
Matlacha, Lee	7
Reunion, Osceola	7
Winter Park, Seminole	7
Sebastian, Brevard	7
Tyndall Air Force Base, Bay	7
Pinetta, Madison	7
Brooker, Bradford	7
Kinard, Calhoun	7

COVID-19: characteristics of 365,244 Florida resident cases

Data through Jul 20, 2020 verified as of Jul 21, 2020 at 09:25 AM

Data in this report are provisional and subject to change.

The table below includes the cities and counties of residence for cases in Florida residents based on the patient's ZIP Code.

Note that city is not always received as part of the initial notification and may be missing while the case is being investigated.

City and county	Cases
Eloise, Polk	7
Treasure Island, Pinellas	7
Ocean Ridge, Palm Beach	7
Harmony, Osceola	7
Campbellton, Jackson	7
Georgetown, Putnam	7
Highland City, Polk	7
Missing, Alachua	6
Tioga, Alachua	6
Venus, Highlands	6
Enterprise, Volusia	6
Wabasso, Indian River	6
Fort McCoy, Marion	6
Palm Shores, Brevard	6
Sydney, Hillsborough	6
Kathleen, Polk	6
Lutz, Pasco	6
Pensacola Beach, Santa Rosa	6
Palma Sola, Manatee	6
Palmdale, Glades	6
Hampton, Bradford	6
Long Boat Key, Manatee	5
Missing, Taylor	5
Bay Pines, Pinellas	5
Crystal Springs, Pasco	5
Saint Pete Beach, Pinellas	5
Ponce De Leon, Walton	5
Mango, Hillsborough	5
La Crosse, Alachua	5
Miami, Unknown	5
Poinciana, Osceola	5
Hiawassee, Orange	5
Key Colony Beach, Monroe	5
Wahneta, Polk	5
West Delray Beach, Palm Beach	5
Hollywood, Unknown	5
Missing, Lafayette	5
Eaton Park, Polk	5
Buena Ventura Lakes, Osceola	5
Cedar Key, Levy	5
Dowling Park, Suwannee	4
Missing, Putnam	4
Kenansville, Osceola	4
Perdido Key, Escambia	4
Nichols, Polk	4
Perrine, Dade	4
Nobleton, Hernando	4
Northdale, Hillsborough	4
Lorida, Highlands	4
Altamonte Springs, Orange	4
Indian Lake Estates, Polk	4
Maxville, Duval	4
Ybor City, Hillsborough	4
Tallevast, Manatee	4
Orange Lake, Marion	4
Lehigh, Lee	4
Gonzalez, Escambia	4
Siesta Key, Sarasota	4
Ridge Manor, Pasco	4

COVID-19: characteristics of 365,244 Florida resident cases

Data through Jul 20, 2020 verified as of Jul 21, 2020 at 09:25 AM

Data in this report are provisional and subject to change.

The table below includes the cities and counties of residence for cases in Florida residents based on the patient's ZIP Code.

Note that city is not always received as part of the initial notification and may be missing while the case is being investigated.

City and county	Cases
Jacksonville, Unknown	4
Mayport, Duval	4
Pembroke Park, Broward	4
Panacea, Wakulla	4
Maitland, Seminole	4
Homeland, Polk	4
Bonifay, Washington	4
Cloud Lake, Palm Beach	4
Paxton, Walton	4
Penney Farms, Clay	4
Plymouth, Orange	4
Davenport, Osceola	3
Green Acres, Palm Beach	3
Dinsmore, Duval	3
Ebro, Washington	3
Loughman, Polk	3
Long Key, Monroe	3
Cudjoe Key, Monroe	3
Cutler Ridge, Dade	3
Duette, Manatee	3
East Lake, Marion	3
Azalea Park, Orange	3
Anna Maria, Manatee	3
Missing, Hamilton	3
Mexico Beach, Bay	3
Trilby, Pasco	3
Pine Hills, Orange	3
North Venice, Sarasota	3
Missing, Union	3
Shady Grove, Taylor	3
Orlando, Seminole	3
Graceville, Holmes	3
Fisher Island, Dade	3
Buckingham, Lee	3
Candler, Marion	3
Boca Grande, Lee	3
Bradley, Polk	3
Saint Lucie West, St. Lucie	3
Unknown, Broward	3
Micco, Brevard	3
Lowell, Marion	3
Lynbrook, Broward	3
Lake Monroe, Seminole	3
Captiva, Lee	3
Belleair Bluffs, Pinellas	3
Bagdad, Santa Rosa	3
Fort Lauderdale, Unknown	3
Ferndale, Lake	3
Eatonville, Orange	3
Homosassa Springs, Citrus	3
Pompano Beach, Unknown	3
Steinhatchee, Dixie	3
Saint Marks, Wakulla	3
Lacoochee, Pasco	3
Hernando Beach, Hernando	3
Gulf Hammock, Levy	3
Centerville, Leon	3
Celebration, Orange	3
Leisure City, Dade	3

COVID-19: characteristics of 365,244 Florida resident cases

Data through Jul 20, 2020 verified as of Jul 21, 2020 at 09:25 AM

Data in this report are provisional and subject to change.

The table below includes the cities and counties of residence for cases in Florida residents based on the patient's ZIP Code.

Note that city is not always received as part of the initial notification and may be missing while the case is being investigated.

City and county	Cases
Port Saint John, Brevard	3
Pasadena, Pinellas	3
Saint Leo, Pasco	3
Oneco, Manatee	3
Westchase, Hillsborough	3
Mayport Naval Housing, Duval	3
Mount Plymouth, Lake	3
Miromar Lakes, Lee	3
City Of Sunrise, Broward	3
Braden River, Manatee	3
Fpo, Duval	3
Elfers, Pasco	3
Gulf Stream, Palm Beach	3
Everglades National Park, Dade	2
Mulberry, Hillsborough	2
Union Park, Orange	2
Virginia Gardens, Dade	2
New Smyrna, Volusia	2
South Palm Beach, Palm Beach	2
Sand Lake, Orange	2
West Palm Beach, Unknown	2
Lake Butler, Bradford	2
Miami, Martin	2
At Large, Broward	2
Goodland, Collier	2
Durant, Hillsborough	2
Ft Pierce, St. Lucie	2
Gulf Breeze, Escambia	2
Lamont, Taylor	2
Land O Lakes, Hillsborough	2
Lulu, Columbia	2
Venice, Manatee	2
Unknown, Seminole	2
Sugarloaf, Monroe	2
San Carlos Park, Lee	2
Sorrento, Orange	2
Rubonia, Manatee	2
Ormond Beach, Flagler	2
Clewiston, Palm Beach	2
Earleton, Alachua	2
Longboat Key, Sarasota	2
Aloma, Orange	2
Branford, Lafayette	2
Archer, Levy	2
Lake Como, Putnam	2
Hawthorne, Putnam	2
Jensen Beach, St. Lucie	2
Loxahatchee Groves, Palm Beach	2
Lockhart, Orange	2
Valkaria, Brevard	2
University Park, Manatee	2
Trenton, Levy	2
West Villages, Sarasota	2
Quail Heights, Dade	2
Ramrod Key, Monroe	2
Ponte Vedra, Duval	2
Hallandale Beach, Broward	2
Inlet Beach, Bay	2
Laurel, Sarasota	2

COVID-19: characteristics of 365,244 Florida resident cases

Data through Jul 20, 2020 verified as of Jul 21, 2020 at 09:25 AM

Data in this report are provisional and subject to change.

The table below includes the cities and counties of residence for cases in Florida residents based on the patient's ZIP Code.

Note that city is not always received as part of the initial notification and may be missing while the case is being investigated.

City and county	Cases
Sunny Hills, Washington	2
Tangerine, Orange	2
Milton, Escambia	2
Manalapan, Palm Beach	2
Oklawaha, Marion	2
Parker, Bay	2
Margate, Unknown	2
Fort Charlotte, Charlotte	2
Lealman, Pinellas	2
Hialeah, Unknown	2
Horseshoe Beach, Dixie	2
Lake Harbor, Palm Beach	2
Lake City, Suwannee	2
Orlando, Brevard	2
Forest City, Orange	2
Goldenrod, Seminole	2
Alturas, Polk	2
Chokoloskee, Collier	2
Woodville, Leon	2
Yankeetown, Levy	2
Wimauma, Manatee	1
Saint Cloud, Orange	1
Saint Petersburg, Dade	1
San Pedro Sula, Dade	1
Palm Coast, Orange	1
Oakland Park, Dade	1
Telogia, Liberty	1
Turmero, Dade	1
Scottsmoor, Brevard	1
Cosselberry, Orange	1
Darien, Pasco	1
Deltona , Volusia	1
Bostwick, Putnam	1
Bartow, Unknown	1
Cassadaga, Volusia	1
Champions Gate, Polk	1
Gastonia, Polk	1
Murdock, Charlotte	1
Logwood, Seminole	1
Hurlburt Field, Okaloosa	1
Hallandale Ben, Unknown	1
General Delivery, Pasco	1
Gibsonia, Polk	1
Greenacres, Unknown	1
Madison, Unknown	1
Lee, Unknown	1
Live Oak, Columbia	1
Everett, Dade	1
Everglades City, Collier	1
Daytona Beach Shores, Volusia	1
Cottdale, Washington	1
Apopka, Unknown	1
Alligator Point, Wakulla	1
Bayshore Gardens, Manatee	1
Bonita Springs, Collier	1
Nokomis, Palm Beach	1
Ocala, Unknown	1
Ocean Breeze, Martin	1
Orlando, Orange	1

COVID-19: characteristics of 365,244 Florida resident cases

Data through Jul 20, 2020 verified as of Jul 21, 2020 at 09:25 AM

Data in this report are provisional and subject to change.

The table below includes the cities and counties of residence for cases in Florida residents based on the patient's ZIP Code.

Note that city is not always received as part of the initial notification and may be missing while the case is being investigated.

City and county	Cases
Port Salerno, Martin	1
Redington Beach, Pinellas	1
Saint Cloud, Manatee	1
University Of Central Fl, Orange	1
Valrico, Orange	1
Winterpark, Unknown	1
Wewahitchka, Calhoun	1
Tampa, Orange	1
Town N Country, Hillsborough	1
South Fort Myers, Lee	1
Pine Ridge, Citrus	1
Olustee, Baker	1
Okeechobee, St. Lucie	1
Miamf, Dade	1
Tewksbury, Orange	1
Unknown, Columbia	1
Unknown, Palm Beach	1
Watersound, Walton	1
Wesley Chapel, Alachua	1
Weston, Dade	1
Switzerland, St. Johns	1
Tampa Palms, Hillsborough	1
South Daytona Beach, Volusia	1
Tampa, Pinellas	1
Sewalls Point, Martin	1
San Antonio, Unknown	1
Jacksonville, Clay	1
Hollywood, Dade	1
Kissimmee, Brevard	1
Grandin, Putnam	1
Fort Pierce, Martin	1
Florence Villa, Polk	1
Fl, Dade	1
Fellsmele, Brevard	1
Estero, Collier	1
Celeste, Broward	1
Cortez, Manatee	1
Clermont, Orange	1
Clermont, Polk	1
Doctors Inlet, Clay	1
Bay Lake, Orange	1
Beverly Beach, Flagler	1
Aollywoss, Dade	1
Arndale, Hillsborough	1
Port Everglades, Broward	1
Orlando, Columbia	1
Orlando, Unknown	1
Niceville, Walton	1
River Ranch, Polk	1
Palm Beach Shores, Palm Beach	1
Seven Springs, Pasco	1
Tallahassee, Unknown	1
The Villages, Marion	1
West Bradenton, Manatee	1
Wintergarden, Orange	1
Venice, Hillsborough	1
Louisville, Broward	1
Jupiter, Duval	1
Jacksonville, Broward	1

COVID-19: characteristics of 365,244 Florida resident cases

Data through Jul 20, 2020 verified as of Jul 21, 2020 at 09:25 AM

Data in this report are provisional and subject to change.

The table below includes the cities and counties of residence for cases in Florida residents based on the patient's ZIP Code.

Note that city is not always received as part of the initial notification and may be missing while the case is being investigated.

City and county	Cases
Laud-By-The-Sea, Broward	1
Boca Raton, Orange	1
Davenport, Orange	1
Hallandale Beach, Unknown	1
Immokalee, Lee	1
Indian Shores, Pinellas	1
Branford, Gilchrist	1
Alva, Escambia	1
Bayou George, Bay	1
Davie, Unknown	1
Cape Haze, Charlotte	1
Clearwater, Pasco	1
Mesa, Unknown	1
Jacksonville Naval Air Station, Duval	1
Jacksonville Naval Hospital, Duval	1
Homosassa, Orange	1
Hudson, Pinellas	1
Indian Creek Village, Dade	1
Panama City, Unknown	1
Rivera Beach, Palm Beach	1
Perth Amboy, Hillsborough	1
Miami Gardens, Unknown	1
Morriston, Marion	1
Mount Dora, Seminole	1
Naples, Lee	1
North Fort Myers, Charlotte	1
North Laud, Unknown	1
Unknown, Unknown	1
Unable To Obtain, Palm Beach	1
University Of Tampa, Hillsborough	1
Sanford, Orange	1
Shalimar, Escambia	1
Sharpes, Brevard	1
Watersound, Bay	1
Yeehaw, Okeechobee	1
Unknown, Volusia	1
Port Saint Lucie, Palm Beach	1
Punta Gurda, Sarasota	1
Rocky Point, Hillsborough	1
Saint Johns, Duval	1
Pensacola Beach, Escambia	1
Pine Castle, Orange	1
Orl, Osceola	1
Westville, Walton	1
Miccosukee, Leon	1
Milligan, Okaloosa	1
Miami, Lee	1
N. Lauderdale, Broward	1
Layton, Monroe	1
Lehigh Acers, Lee	1
Homeless, Hillsborough	1
Homeless, Monroe	1
Hutchinson Island, St. Lucie	1
Glenwood, Volusia	1
Hallandale, Unknown	1
Deerfield Beach, Unknown	1
Cypress, Jackson	1
Clarcona, Orange	1
Coconut Ck, Unknown	1

COVID-19: characteristics of 365,244 Florida resident cases

Data through Jul 20, 2020 verified as of Jul 21, 2020 at 09:25 AM

Data in this report are provisional and subject to change.

The table below includes the cities and counties of residence for cases in Florida residents based on the patient's ZIP Code.

Note that city is not always received as part of the initial notification and may be missing while the case is being investigated.

City and county	Cases
Alpharetta, Broward	1
Baker, Escambia	1
Cape Cord, Lee	1
El Jobean, Charlotte	1
Fort Lauderdale, Dade	1
Franklin, Orange	1
Haines City, Orange	1
Austin, Dade	1
Apo, Collier	1
Astor, Volusia	1
Clearwater, Hillsborough	1
Mayport Naval Station, Duval	1
Mount Dora, Orange	1
New Church, Palm Beach	1
New Port Richey, Hillsborough	1
Lauderhill, Unknown	1
Jena, Taylor	1
Litchfield Park, Unknown	1
Laurel Hill, Walton	1
West Hollywood, Broward	1
Weston, Unknown	1
Winter Springs, Orange	1
Seacrest, Bay	1
Uknown, Sarasota	1
Unknown Out Of Area, Palm Beach	1
Unknown, Duval	1
Pensacola Naval Hospital, Escambia	1
Orange Park, Duval	1
Orlando, Osceola	1
Roseland, Indian River	1
Point Washington, Walton	1
St Cloud, Orange	1
Sarasota, Unknown	1
Seacrest, Walton	1
Pooler, Broward	1
Salem, Taylor	1
Samoset, Manatee	1
Oakland Park, Unknown	1
North Port, Manatee	1
Okeechobee, Martin	1
Palma Ceia, Hillsborough	1
Pennsacola, Escambia	1
Wakulla Springs, Wakulla	1
University Of Miami, Dade	1
Unknown, Manatee	1
Twentynine Palms, Broward	1
Windermere, Unknown	1
Xifamk, Dade	1
Miami Dade, Unknown	1
Miami, Broward	1
Miamksaohes, Dade	1
Key West Naval Air Station, Monroe	1
Lauderdale Lakes, Unknown	1
Indian River Shores, Indian River	1
Indian Rock Beach, Pinellas	1
Hillsboro Beach, Broward	1
Holder, Citrus	1
Fanning Springs, Gilchrist	1
Fellsmere, Brevard	1

COVID-19: characteristics of 365,244 Florida resident cases

Data through Jul 20, 2020 verified as of Jul 21, 2020 at 09:25 AM

Data in this report are provisional and subject to change.

The table below includes the cities and counties of residence for cases in Florida residents based on the patient's ZIP Code.

Note that city is not always received as part of the initial notification and may be missing while the case is being investigated.

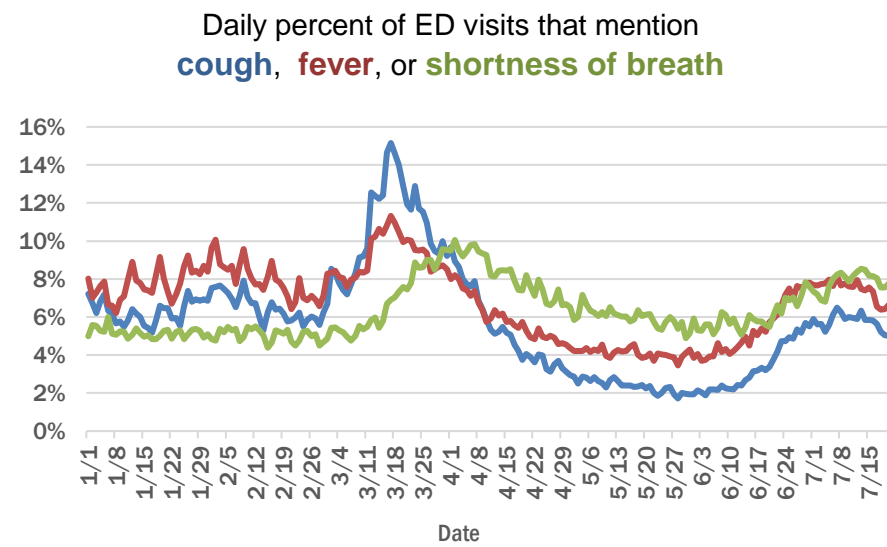
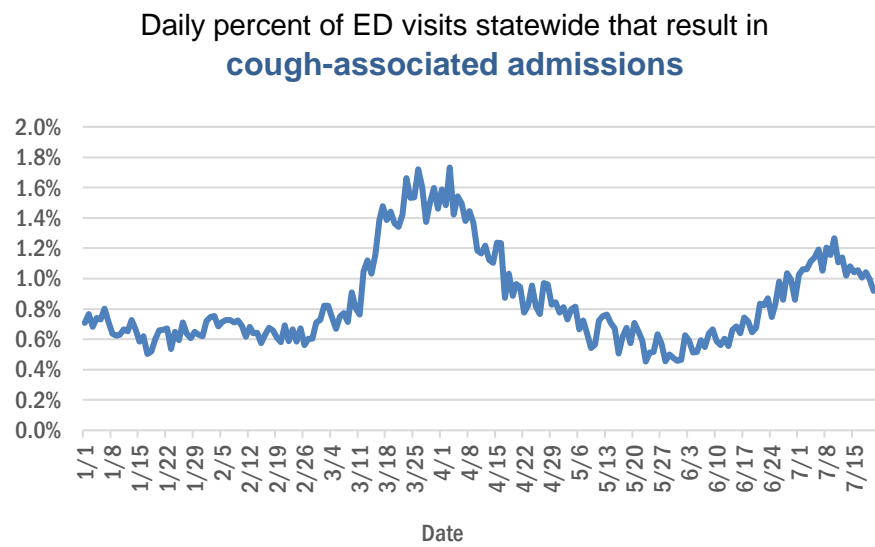
City and county	Cases
Fernandina, Nassau	1
Cypress Gardens, Polk	1
Total	365,244

COVID-19: additional surveillance information

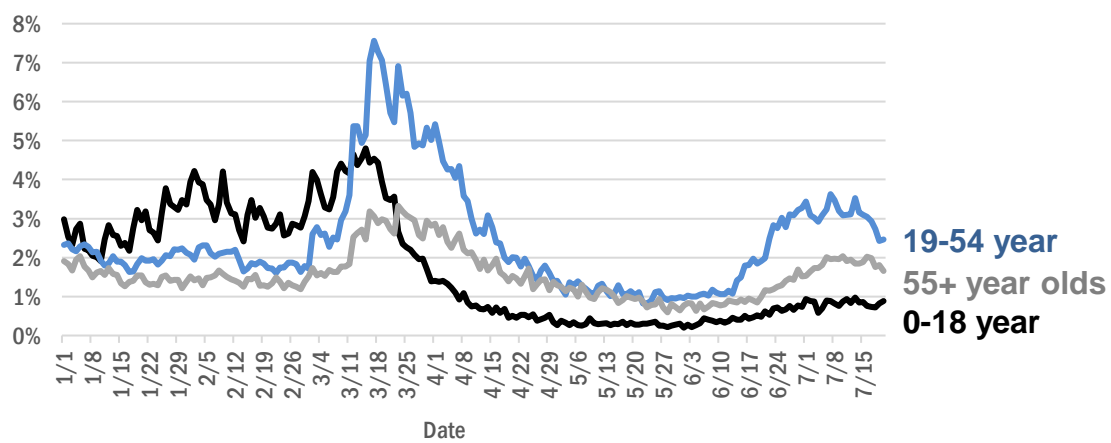
Data through Jul 20, 2020 verified as of Jul 21, 2020 at 09:25 AM

Data in this report are provisional and subject to change.

Statewide emergency department (ED) chief complaint and admission data



Daily percent of ED visits statewide that mention cough by age group



The Electronic Surveillance System for the Early Notification of Community-Based Epidemics (ESSENCE-FL) includes chief complaint data from 211 of 212 Florida EDs. Data are transmitted electronically to ESSENCE-FL daily or hourly.

COVID-19: All persons with tests reported

Data through Jul 20, 2020 verified as of Jul 21, 2020 at 09:25 AM

Data in this report are provisional and subject to change.

The table below includes persons with laboratory results that the Department of Health has received electronically or by mail/fax for Florida residents and non-Florida residents.

County	Awaiting testing	Inconclusive	Negative	Positive	Percent positive	Total tested
Dade	198	1,031	423,482	89,557	17%	514,070
Broward	124	369	287,543	42,577	13%	330,489
Palm Beach	199	453	191,238	26,951	12%	218,642
Hillsborough	147	265	167,836	24,550	13%	192,651
Orange	361	251	192,535	24,011	11%	216,797
Duval	105	198	149,487	17,544	10%	167,229
Pinellas	26	99	128,202	13,925	10%	142,226
Lee	20	28	81,011	13,125	14%	94,164
Polk	30	73	65,974	10,072	13%	76,119
Collier	153	51	43,540	8,076	16%	51,667
Manatee	5	34	60,480	6,871	10%	67,385
Osceola	67	93	40,907	6,479	14%	47,479
Escambia	18	29	49,679	6,074	11%	55,782
Volusia	23	70	52,805	5,530	9%	58,405
Seminole	30	52	50,077	5,519	10%	55,648
Pasco	50	41	49,040	5,161	10%	54,242
Sarasota	27	33	54,539	4,432	8%	59,004
Brevard	5	49	65,228	4,413	6%	69,690
St. Lucie	221	46	29,762	3,807	11%	33,615
Lake	44	34	47,215	3,473	7%	50,722
Leon	17	84	42,443	3,265	7%	45,792
Martin	40	33	18,898	3,193	14%	22,124
Alachua	4	20	55,579	2,737	5%	58,336
Marion	278	26	33,432	2,721	8%	36,179
St. Johns	33	33	29,982	2,612	8%	32,627
Clay	10	13	25,134	2,197	8%	27,344
Bay	2	26	16,750	2,195	12%	18,971
Okaloosa	23	26	20,217	2,062	9%	22,305
Santa Rosa	1	15	18,948	2,018	10%	20,981
Indian River	35	9	19,754	1,685	8%	21,448
Charlotte	5	10	18,159	1,500	8%	19,669
Columbia	3	37	8,336	1,456	15%	9,829
Hendry	1	11	5,610	1,409	20%	7,030
Hernando		5	13,844	1,229	8%	15,078
Desoto	7	19	7,010	1,099	14%	8,128
Putnam	3	5	9,073	1,006	10%	10,084
Monroe	38	9	8,976	935	9%	9,920
Suwannee	1	8	5,038	926	16%	5,972
Gadsden		26	7,699	912	11%	8,637
Jackson	2	11	7,070	887	11%	7,968
Citrus	7	9	13,700	874	6%	14,583
Walton		19	6,034	866	13%	6,919
Sumter	46	12	12,834	859	6%	13,705
Nassau	18	18	11,071	811	7%	11,900
Highlands	6	13	11,804	809	6%	12,626
Hardee		3	3,100	717	19%	3,820
Okeechobee	2	8	4,516	684	13%	5,208
Flagler	3	11	11,221	683	6%	11,915

COVID-19: All persons with tests reported

Data through Jul 20, 2020 verified as of Jul 21, 2020 at 09:25 AM

Data in this report are provisional and subject to change.

The table below includes persons with laboratory results that the Department of Health has received electronically or by mail/fax for Florida residents and non-Florida residents.

County	Awaiting testing	Inconclusive	Negative	Positive	Percent positive	Total tested
Hamilton	1	2	3,076	519	14%	3,597
Madison	1	25	3,881	477	11%	4,383
Unknown		29	3,870	411	10%	4,310
Levy		8	4,365	398	8%	4,771
Washington	4	1	2,764	333	11%	3,098
Holmes		6	3,200	323	9%	3,529
Liberty		1	2,497	316	11%	2,814
Wakulla	1	9	3,683	309	8%	4,001
Glades		1	646	287	31%	934
Gilchrist	1	5	2,790	266	9%	3,061
Baker	9		3,434	245	7%	3,679
Calhoun	1	7	1,634	229	12%	1,870
Taylor		1	2,179	221	9%	2,401
Dixie			1,862	199	10%	2,061
Bradford	1	2	3,308	198	6%	3,508
Gulf	1	4	2,695	192	7%	2,891
Union	2	1	2,724	145	5%	2,870
Jefferson	1	1	1,696	118	7%	1,815
Franklin	1	1	2,114	80	4%	2,195
Lafayette		2	686	74	10%	762
Total	2,462	3,924	2,729,916	369,834	12%	3,103,674

COVID-19: testing by laboratory

Data through Jul 20, 2020 verified as of Jul 21, 2020 at 09:25 AM

Data in this report are provisional and subject to change.

The numbers in the table below represent the number for whom test results were received by the Department of Health. A person can be tested by more than one laboratory and can have both positive and negative results. **Therefore, the sum of the numbers in each column will be larger than the total number of people tested.**

Reporting lab	Inconclusive	Negative	Positive	Percent positive	Total
QUEST DIAGNOSTICS - TAMPA	2,399	528,533	70,021	12%	600,953
LABORATORY CORPORATION OF AMERICA	614	489,084	69,964	13%	559,662
BIO REFERENCE LABORATORIES, INC	2,732	341,671	60,123	15%	404,526
GENETWORX	662	309,083	26,152	8%	335,897
REALTOX LABS LLC	1,222	149,777	22,279	13%	173,278
ADVENT HEALTH LAB	108	99,007	13,328	12%	112,443
NORTHWEST LABORATORY	103	106,455	3,930	4%	110,488
CURATIVE_LABS	1,295	81,322	3,071	4%	85,688
MEDICAL DIAGNOSTIC LABORATORIES	453	61,479	8,252	12%	70,184
KORVALABS, INC	502	64,808	2,327	3%	67,637
BIOCOLLECTIONS WORLDWIDE, INC	107	47,359	7,438	14%	54,904
MAYO CLINIC LABORATORIES	78	49,140	4,412	8%	53,630
QUEST DIAGNOSTICS NICHOLS INSTITUTE, INC.	146	43,558	5,201	11%	48,905
MEMORIAL REGIONAL HOSPITAL SOUTH	18	39,234	9,175	19%	48,427
BAYCARE LABORATORIES LLC	212	43,191	4,480	9%	47,883
ORLANDO REG MED CENTER CLINICAL LAB	351	35,333	4,272	11%	39,956
SACRED HEART HOSPITAL LABORATORY	2	35,931	3,693	9%	39,626
BPHL-JACKSONVILLE	11	31,904	5,971	16%	37,886
DIATHERIX LABORATORIES		30,988	3,869	11%	34,857
TAMPA GENERAL HOSPITAL	4	32,249	2,337	7%	34,590
TESTING MATTERS INC		30,314	4,060	12%	34,374
UF PATHLABS	33	32,491	1,059	3%	33,583
JACKSON MEMORIAL HOSPITAL CLINICAL LAB	79	23,667	5,276	18%	29,022
VIRACOR-EUROFINS LABORATORIES		21,883	6,964	24%	28,847
ARUP LABORATORIES		26,879	1,861	6%	28,740
BPHL-MIAMI	176	20,227	3,797	16%	24,200
BPHL-TAMPA (SPECTRUM BLVD)	43	18,262	2,832	13%	21,137
SHANDS AT THE UNIVERSITY OF FLORIDA	39	19,533	892	4%	20,464
AIT LABORATORIES		17,599	1,991	10%	19,590
ELABNETWORK	1	17,648	1,444	8%	19,093
LAKELAND REGIONAL MEDICAL CENTER	34	15,223	1,663	10%	16,920
ST VINCENT'S MEDICAL CENTER - RIVERSIDE	1	14,876	1,649	10%	16,526
WALGREENS	9	13,488	2,146	14%	15,643
CAPE CORAL HOSPITAL CLINICAL LABORATORY		12,986	2,317	15%	15,303
BROWARD GENERAL MEDICAL CENTER-CLINICAL LAB	2	11,820	1,558	12%	13,380
STATLAB_MOBILE		10,664	756	7%	11,420
BAPTIST HOSPITAL OF MIAMI CLINICAL LABORATORY	5	9,657	1,746	15%	11,408
SHANDS JACKSONVILLE MEDICAL CENTER INC	31	10,259	796	7%	11,086
CLEVELAND CLINIC HOSPITAL LAB	3	9,524	909	9%	10,436
FLORIDA HOSPITAL - TAMPA	5	9,389	859	8%	10,253
BAPTIST MEDICAL CENTER JACKSONVILLE	1	9,619	572	6%	10,192
ADVENTHEALTH DAYTONA BEACH	16	9,345	643	6%	10,004
NAPLES COMMUNITY HOSPITAL	12	8,898	962	10%	9,872
MAKO MEDICAL LABORATORIES	170	7,612	1,168	13%	8,950
ST JOSEPHS HOSPITAL LABORATORY	7	7,872	954	11%	8,833
PALMETTO GENERAL HOSPITAL LAB	2	6,562	2,006	23%	8,570
INTEGRATED REGIONAL LABORATORIES LLP		6,833	1,117	14%	7,950

COVID-19: testing by laboratory

Data through Jul 20, 2020 verified as of Jul 21, 2020 at 09:25 AM

Data in this report are provisional and subject to change.

The numbers in the table below represent the number for whom test results were received by the Department of Health. A person can be tested by more than one laboratory and can have both positive and negative results. **Therefore, the sum of the numbers in each column will be larger than the total number of people tested.**

Reporting lab	Inconclusive	Negative	Positive	Percent positive	Total
LABCORP BURLINGTON (ELR)	2	7,469	240	3%	7,711
MOUNT SINAI MEDICAL CENTER	3	6,910	747	10%	7,660
MORTON PLANT HOSPITAL-ADLER INSTITUTE	7	6,761	539	7%	7,307
JFK MEDICAL CENTER LAB	1	6,133	1,151	16%	7,285
SARASOTA MEMORIAL HOSPITAL MAIN LAB	12	6,445	586	8%	7,043
REAL DIAGNOSTICS	77	6,449	465	7%	6,991
TALLAHASSEE MEMORIAL HOSPITAL	1	6,454	476	7%	6,931
SOUTH MIAMI HOSPITAL LAB	8	5,861	882	13%	6,751
SAINT MARY'S MEDICAL CENTER	9	5,779	904	14%	6,692
NORTH FLORIDA REGIONAL MEDICAL CENTER		6,114	507	8%	6,621
BRANDON REGIONAL HOSPITAL		5,427	989	15%	6,416
MEMORIAL REGIONAL HOSPITAL CLINICAL LABORATORY	7	5,623	429	7%	6,059
MILLENNIUM PHYSICIAN GROUP		5,017	1,006	17%	6,023
WELLINGTON REGIONAL MED CTR LAB	3	5,117	841	14%	5,961
FLORIDA HOSPITAL WATERMAN LABORATORY	11	5,450	411	7%	5,872
INDIAN RIVER MEDICAL CENTER LAB		5,494	292	5%	5,786
JUPITER MEDICAL CENTER LAB	12	4,945	756	13%	5,713
NICKLAUS CHILDREN'S HOSPITAL	10	4,868	823	14%	5,701
LARKIN COMMUNITY HOSPITAL	10	4,601	856	16%	5,467
UNIVERSITY OF MIAMI HOSPITAL	9	4,340	1,094	20%	5,443
ECCO LAB GROUP CO	138	4,090	1,022	19%	5,250
BAPTIST HOSPITAL OF MIAMI MOLECULAR DIAGNOSTICS	45	4,412	623	12%	5,080
PANCARE OF FLORIDA INC		4,838	157	3%	4,995
DELRAY MEDICAL CENTER	2	4,348	584	12%	4,934
AEGIS SCIENCES CORPORATION	26	4,552	307	6%	4,885
ST ANTHONY'S HOSPITAL LAB	10	4,273	570	12%	4,853
HOMESTEAD HOSPITAL CLINICAL LABORATORY		3,807	992	21%	4,799
MEMORIAL HOSPITAL JACKSONVILLE	8	3,806	941	20%	4,755
ARNOLD PALMER MEDICAL CENTER CLINICAL LAB		4,470	99	2%	4,569
WEST KENDALL BAPTIST HOSPITAL LABORATORY	2	3,571	837	19%	4,410
WINTER HAVEN HOSPITAL CLINICAL LABORATORY	1	3,718	685	16%	4,404
ST JOSEPHS HOSPITAL SOUTH LABORATORY	4	3,666	542	13%	4,212
OSCEOLA REGIONAL MEDICAL CENTER	1	3,542	669	16%	4,212
MEASE COUNTRYSIDE LAB		3,654	378	9%	4,032
GOOD SAMARITAN MEDICAL CENTER LAB	1	3,358	673	17%	4,032
ORANGE PARK MEDICAL CENTER	4	3,077	771	20%	3,852
BAPTIST MEDICAL CENTER SOUTH		3,539	270	7%	3,809
GULF COAST MEDICAL CENTER MICROLAB		2,830	951	25%	3,781
QUEST DIAGNOSTICS NICHOLS INSTITUTE - SJC (ELR)	10	3,241	459	12%	3,710
LAWNWOOD REGIONAL MEDICAL CENTER	1	3,092	486	14%	3,579
FLORIDA HOSPITAL HEARTLAND MED CTR CLINICAL LAB	1	3,188	281	8%	3,470
WESTSIDE REGIONAL MED CTR	2	2,790	608	18%	3,400
NEW YORK STATE ELR - SUNRISE MEDICAL LABORATORIES		3,288	77	2%	3,365
WEST BOCA MEDICAL CENTER LAB		2,978	368	11%	3,346

COVID-19: testing by laboratory

Data through Jul 20, 2020 verified as of Jul 21, 2020 at 09:25 AM

Data in this report are provisional and subject to change.

The numbers in the table below represent the number for whom test results were received by the Department of Health. A person can be tested by more than one laboratory and can have both positive and negative results. **Therefore, the sum of the numbers in each column will be larger than the total number of people tested.**

Reporting lab	Inconclusive	Negative	Positive	Percent positive	Total
HALIFAX MEDICAL CENTER LAB	9	2,869	457	14%	3,335
MANATEE MEMORIAL HOSPITAL		2,934	352	11%	3,286
MEMORIAL HOSPITAL WEST LABORATORY SERVICES	7	2,967	309	9%	3,283
AVENTURA HOSPITAL LAB		2,395	845	26%	3,240
FLORIDA HOSPITAL WESLEY CHAPEL	1	2,946	286	9%	3,233
Lee Memorial Hospital		2,621	600	19%	3,221
HEALTH PARK MEDICAL CENTER CLINICAL LAB		2,563	645	20%	3,208
BAPTIST HOSPITAL LABORATORY	4	2,740	462	14%	3,206
MERCY HOSPITAL A CAMPUS OF PLANTATION GEN HOSP LAB	1	2,386	792	25%	3,179
WEST FLORIDA HOSPITAL LAB		2,508	657	21%	3,165
APPLIED INGENUITY DIAGNOSTICS LLC		2,987	165	5%	3,152
CORAL GABLES HOSPITAL CLINICAL LABORATORY		2,396	728	23%	3,124
NCH NORTH NAPLES HOSPITAL LAB	1	2,785	329	11%	3,115
BROWARD HEALTH NORTH CLINICAL LABORATORY		2,688	425	14%	3,113
PALM BEACH GARDENS MEDICAL CTR LAB		2,784	316	10%	3,100
CLEVELAND CLINIC MARTIN SOUTH HOSPITAL		2,808	269	9%	3,077
LARGO MEDICAL CENTER		2,643	408	13%	3,051
CORAL SPRINGS MED CTR		2,743	297	10%	3,040
DOCTORS HOSPITAL	2	2,419	609	20%	3,030
BETHESDA HOSPITAL EAST		2,698	330	11%	3,028
PALMS WEST HOSPITAL LAB	2	2,362	608	20%	2,972
NORTHWEST MEDICAL CENTER	1	2,266	674	23%	2,941
NORTH SHORE MEDICAL CENTER		2,262	673	23%	2,935
OAK HILL HOSPITAL		2,663	266	9%	2,929
DRS CLACK SPENCER WHITE & MCCORMACK PA D/B/A		2,508	413	14%	2,921
MOFFITT CANCER CENTER	5	2,800	26	1%	2,831
FLORIDA HOSPITAL ZEPHYRHILLS		2,613	192	7%	2,805
FLORIDA HOSPITAL FLAGLER	2	2,549	158	6%	2,709
MARTIN HOSPITAL SOUTH LAB		2,504	90	3%	2,594
BLAKE MEDICAL CENTER		2,120	451	18%	2,571
QUEST DIAGNOSTICS - WEST HILLS	8	2,432	105	4%	2,545
Capital Regional Medical Ctr		2,059	436	17%	2,495
FLORIDA MEDICAL CENTER - A CAMPUS OF NORTH SHORE	2	2,068	407	16%	2,477
REGIONAL MEDICAL CENTER BAYONET POINT	1	2,279	184	7%	2,464
NEMOURS CHILDRENS HOSPITAL		2,341	45	2%	2,386
FLORIDA HOSPITAL OF CARROLLWOOD		2,007	348	15%	2,355
PLANTATION GENERAL HOSPITAL		1,725	594	26%	2,319
BAYFRONT MEDICAL CENTER	7	1,702	592	26%	2,301
NORTHSIDE HOSPITAL AND HEART INSTITUTE		1,952	322	14%	2,274
FLORIDA HOSPITAL DELAND		1,889	367	16%	2,256
MEDICAL CENTER OF TRINITY CLINICAL LABORATORY		1,915	338	15%	2,253
MORTON PLANT-MEASE		2,060	164	7%	2,224
ST JOSEPHS NORTH HOSPITAL LAB		1,965	242	11%	2,207
IMPERIAL POINT MEDICAL CENTER		1,948	210	10%	2,158
OCALA REGIONAL MEDICAL CENTER		1,927	195	9%	2,122

COVID-19: testing by laboratory

Data through Jul 20, 2020 verified as of Jul 21, 2020 at 09:25 AM

Data in this report are provisional and subject to change.

The numbers in the table below represent the number for whom test results were received by the Department of Health. A person can be tested by more than one laboratory and can have both positive and negative results. **Therefore, the sum of the numbers in each column will be larger than the total number of people tested.**

Reporting lab	Inconclusive	Negative	Positive	Percent positive	Total
LAKE CITY MEDICAL CENTER		1,646	445	21%	2,091
BAPTIST MEDICAL CENTER - BEACHES		1,968	121	6%	2,089
MARTIN MEMORIAL HEALTH SYSTEM LABORATORY		1,880	154	8%	2,034
CARDIOTROPIC LABS		1,544	478	24%	2,022
DR. P. PHILLIPS HOSPITAL		1,909	35	2%	1,944
LAKEWOOD RANCH MEDICAL CENTER		1,758	177	9%	1,935
CENTRAL FLORIDA REGIONAL HOSPITAL		1,664	257	13%	1,921
SUNPATH MEDICAL DIAGNOSTICS LABORATORY	15	1,702	189	10%	1,906
GULF COAST MEDICAL CENTER LAB		1,543	322	17%	1,865
SOUTH FLORIDA BAPTIST HOSPITAL MICRO	1	1,571	275	15%	1,847
ST LUCIE MEDICAL CENTER		1,533	305	17%	1,838
WESTCHESTER HOSPITAL	12	1,524	292	16%	1,828
SOUTH LAKE HOSPITAL CLINICAL LAB		1,709	32	2%	1,741
POINCIANA MEDICAL CENTER		1,263	455	26%	1,718
BAPTIST MEDICAL CENTER - NASSAU		1,550	79	5%	1,629
FLORIDA HOSPITAL NORTH PINELLAS	5	1,494	116	7%	1,615
UNIVERSITY HOSPITAL AND MEDICAL CENTER		1,190	396	25%	1,586
QUEST DIAGNOSTICS	2	1,341	239	15%	1,582
MEMORIAL HOSPITAL- MIRAMAR	10	1,426	119	8%	1,555
PHYSICIANS REGIONAL MEDICAL CENTER - PINE RIDGE RD		1,261	289	19%	1,550
OPTEO LABORATORY		1,500	29	2%	1,529
LEESBURG REGIONAL MEDICAL CENTER		1,347	162	11%	1,509
WEST PALM HOSPITAL LAB		1,293	214	14%	1,507
MEMORIAL HOSPITAL MICRO		1,340	161	11%	1,501
LEE HEALTH COCONUT POINT CLINICAL LAB	1	1,183	278	19%	1,462
ST PETERSBURG GENERAL HOSPITAL		1,027	406	28%	1,433
WEST MARION COMMUNITY HOSPITAL LAB		1,315	108	8%	1,423
SOUTH SEMINOLE HOSPITAL LABORATORY		1,350	45	3%	1,395
MEASE DUNEDIN HOSPITAL	1	1,254	132	10%	1,387
CITRUS MEMORIAL HOSPITAL LABORATORY		1,314	40	3%	1,354
HIALEAH HOSPITAL	3	977	357	27%	1,337
ST VINCENT'S MEDICAL CENTER - SOUTHSIDE		1,307	26	2%	1,333
QUEST DIAGNOSTICS LENEXA	4	1,245	82	6%	1,331
MEMORIAL HOSPITAL PEMBROKE	3	1,178	150	11%	1,331
OVIEDO MEDICAL CENTER		1,123	204	15%	1,327
MEDCOMP SCIENCES LLC	21	876	408	31%	1,305
FORT WALTON BEACH MEDICAL CENTER		1,145	150	12%	1,295
BAPTIST NORTH EMERGENCY CENTER		900	382	30%	1,282
FLORIDA HOSPITAL FISH MEMORIAL		1,047	226	18%	1,273
QUEST NEW ENGLAND	1	1,214	40	3%	1,255
DOCTORS HOSPITAL OF SARASOTA CLINICAL LABORATORY		1,114	121	10%	1,235
VISTA CLINICAL		743	481	39%	1,224
CLINICORE LABS		1,112	88	7%	1,200
PALMS OF PASADENA HOSPITAL		987	165	14%	1,152
LOWER KEYS MEDICAL CENTER		1,015	84	8%	1,099
QUEST DIAGNOSTICS - ATLANTA		899	162	15%	1,061
UHEALTH CORAL GABLES/LENNAR MED CTR		973	77	7%	1,050

COVID-19: testing by laboratory

Data through Jul 20, 2020 verified as of Jul 21, 2020 at 09:25 AM

Data in this report are provisional and subject to change.

The numbers in the table below represent the number for whom test results were received by the Department of Health. A person can be tested by more than one laboratory and can have both positive and negative results. **Therefore, the sum of the numbers in each column will be larger than the total number of people tested.**

Reporting lab	Inconclusive	Negative	Positive	Percent positive	Total
CLEVELAND CLINIC TRADITION HOSPITAL		921	121	12%	1,042
RAULERSON HOSPITAL		870	164	16%	1,034
QUEST DIAGNOSTICS - MIRAMAR	6	289	731	71%	1,026
SOUTH BAY HOSPITAL MICRO		858	149	15%	1,007
PUTNAM COMMUNITY MEDICAL CENTER		870	112	11%	982
LMHS		901	75	8%	976
CLEVELAND CLINIC MARTIN NORTH HOSPITAL		822	136	14%	958
BARTOW REGIONAL MEDICAL CENTER	1	809	140	15%	950
ORLANDO VA MEDICAL CENTER		853	86	9%	939
PHYSICIANS REGIONAL MEDICAL CENTER - COLLIER BLVD	1	757	176	19%	934
BMCT Molecular Diagnostics Subsection		743	189	20%	932
VIKOR SCIENTIFIC	2	601	302	33%	905
THE VILLAGES REGIONAL HOSPITAL		816	87	10%	903
TWIN CITIES HOSPITAL		837	64	7%	901
BETHESDA HOSPITAL WEST		778	71	8%	849
AMERICAN HEALTH ASSOCIATES	5	485	343	41%	833
ADVENTHEALTH OCALA LABORATORY		688	143	17%	831
ST VINCENTS CLAY COUNTY		775	23	3%	798
SYNERGY LABORATORIES	2	745	51	6%	798
FLORIDA HOSPITAL ORLANDO		745	52	7%	797
HIGHLANDS REGIONAL MEDICAL CENTER		690	83	11%	773
LAKESIDE MEDICAL CENTER		497	272	35%	769
LEON MEDICAL CENTERS LLC		568	181	24%	749
P4 CLINICAL, LLC	9	617	122	16%	748
ANNE BATES LEACH EYE HOSPITAL/ ABLEH MICROBIOLOGY LABORATORY		686	20	3%	706
GULF BREEZE HOSPITAL LAB	1	605	92	13%	698
AVENTUS BIOLABS	1	380	300	44%	681
ENGLEWOOD COMMUNITY HOSPITAL		627	51	8%	678
QUEST DIAGNOSTICS INFECTIOUS DISEASE INC		289	387	57%	676
VISTA CLINICAL DIAGNOSTICS		357	298	45%	655
ACCESSDX	6	350	280	44%	636
CAPSTONE HEALTHCARE		425	208	33%	633
SACRED HEART-EMERALD COAST		528	97	16%	625
BAPTIST EMERGENCY CENTER OAKLEAF		491	98	17%	589
ACCESS MEDICAL LABORATORIES		229	332	59%	561
MARINERS HOSPITAL		467	72	13%	539
ORLANDO HEALTH		11	512	98%	523
EGLIN AIRFORCE BASE LAB		478	38	7%	516
BAPTIST HEALTH EMERGENCY CENTER COUNTRY WALK		426	74	15%	500
BAPTIST EMERGENCY CENTER CLAY		428	61	12%	489
PATIENTS CHOICE LABORATORIES		177	302	63%	479
QUEST DIAGNOSTICS WOOD DALE		433	45	9%	478
LAB24 INC			474	100%	474
VAMC ORLANDO		296	167	36%	463
MARTIN MEMORIAL HEALTH SYSTEMS LABORATORY		407	33	8%	440
PANCARE OF FLORIDA, INC			435	100%	435
LEE MEMORIAL HOSPITAL LAB			434	100%	434

COVID-19: testing by laboratory

Data through Jul 20, 2020 verified as of Jul 21, 2020 at 09:25 AM

Data in this report are provisional and subject to change.

The numbers in the table below represent the number for whom test results were received by the Department of Health. A person can be tested by more than one laboratory and can have both positive and negative results. **Therefore, the sum of the numbers in each column will be larger than the total number of people tested.**

Reporting lab	Inconclusive	Negative	Positive	Percent positive	Total
NCH HEALTHCARE SYSTEM MICROBIOLOGY LAB		1	433	100%	434
QUEST	3	76	330	81%	409
BARDMOOR LABORATORY	1	340	52	13%	393
NIGHT LITE PEDIATRICS		243	148	38%	391
UNIVERSITY OF MIAMI HOSPITAL & CLINICS	1	356	34	9%	391
QUEST DIAGNOSTICS - IRVING	6	222	159	41%	387
LABCORP RTP	1	39	343	90%	383
PATHNOSTICS		22	357	94%	379
QUEST DIAGNOSTICS NICHOLS INSTITUTE	5	351	16	4%	372
HEALTHQUEST ESOTERICS		64	305	83%	369
AVERO DIAGNOSTICS - IRVING		323	42	12%	365
SOUTHEAST ALABAMA MEDICAL CENT		332	27	8%	359
NCH NORTHEAST		231	127	35%	358
TAMPA COMMUNITY HOSPITAL		221	133	38%	354
WALGREEN CO	1	314	38	11%	353
NONE		185	160	46%	345
JACKSON HOSPITAL LAB		310	27	8%	337
CLARITY LABS		272	49	15%	321
MEMORIAL PEMBROKE 24/7 CARE CENTER		236	81	26%	317
BIOREFERENCE LABORATORIES		25	290	92%	315
PWN HEALTH	1	138	171	55%	310
DAVITA LABS		284	26	8%	310
ADVANCE MEDICAL OF NAPLES			310	100%	310
APPLIED INGENUITY DIAGNOSTICS		273	27	9%	300
PATIENTS FIRST - MAHAN DRIVE		161	136	46%	297
BIO COLLECTIONS INC	1	151	139	48%	291
BOSTON HEART DIAGNOSTICS CORP		275	12	4%	287
DYNIX DIAGNOSTICS		187	92	33%	279
JACKSON HOSPITAL CLINICAL LABORATORY		221	52	19%	273
LUMINUS DIAGNOSTICS		193	78	29%	271
NEW YORK STATE ELR - NORTH SHORE LONG ISLAND JEWISH HEALTH		248	19	7%	267
ECCOLAB GROUP	1	73	191	72%	265
NEW YORK STATE ELR - LENCO MEDICAL LABORATORY		252	12	5%	264
PATIENT'S FIRST		3	247	99%	250
UAB HIGHLANDS LABORATORY		246	1	0%	247
UHEALTH DEERFIELD BEACH/UMSYLVESTER DEERFIELD BEACH LABORATORY	1	231	14	6%	246
PHYSICIANS STAT LAB		133	111	45%	244
MARTIN MEMORIAL LABORATORY AT ST LUCIE WEST		209	34	14%	243
NEW YORK STATE ELR - NYU HOSPITALS CENTER CLINICAL LABORATORIES		227	10	4%	237
MAKO GENOMICS		218	11	5%	229
NEW YORK STATE ELR - DEPARTMENT OF CLINICAL LABS		224	4	2%	228
INFORM DIAGNOSTICS		225	2	1%	227
MINUTECLINIC LLC #3703		192	30	14%	222
LABCORP		18	203	92%	221
FLO-MEDILAB SERVICES		80	140	64%	220
GENESIS REFERENCE LABORATORIES		1	216	100%	217
MEDSCAN LABORATORY INC		136	74	35%	210

COVID-19: testing by laboratory

Data through Jul 20, 2020 verified as of Jul 21, 2020 at 09:25 AM

Data in this report are provisional and subject to change.

The numbers in the table below represent the number for whom test results were received by the Department of Health. A person can be tested by more than one laboratory and can have both positive and negative results. **Therefore, the sum of the numbers in each column will be larger than the total number of people tested.**

Reporting lab	Inconclusive	Negative	Positive	Percent positive	Total
THERADOC		150	58	28%	208
NCF DIAGNOSTICS & DNA TECHNOLOGIES	10	14	181	88%	205
Assurance Scientific Laboratories		163	42	20%	205
CORE DIAGNOSTIC LABORATORIES LLC		173	28	14%	201
LAB CORP	1	65	135	67%	201
MILLENNIUM PATHOLOGY			189	100%	189
DESOTO MEMORIAL HOSPITAL CLINICAL LABORATORY	2	141	44	24%	187
HENDRY REGIONAL MEDICAL CENTER		2	184	99%	186
JAY HOSPITAL CLINICAL LABORATORY		144	35	20%	179
ST CLOUD REGIONAL MEDICAL CENTER		126	44	26%	170
BAPTIST MD ANDERSON CANCER CENTER		165			165
NORTH FLORIDA PEDIATRICS-TALLAHASSEE		149	15	9%	164
GENESIS MEDICAL LABORATORY MIAMI FL.		78	82	51%	160
TENNESSEE DOH - NASHVILLE	1	144	14	9%	159
ORLANDO VETERANS AFFAIRS MEDICAL CENTER		32	119	79%	151
PATHGROUP LABS LLC		90	61	40%	151
ORLANDO VAMC		79	68	46%	147
CURATIVE LABS		3	142	98%	145
EXPRESS GENE MOLECULAR DIAGNOSTIC LABORATORY		2	143	99%	145
SMA SPECIALITY MEDICAL LAB		53	92	63%	145
SANFORD REFERENCE LAB		145			145
UNKNOWN		8	136	94%	144
BIOCERNA LLC	2	98	43	30%	143
HOLMES REGIONAL MEDICAL CENTER		3	137	98%	140
ASCEND CLINICAL		137	3	2%	140
NEW YORK STATE ELR - NEW YORK PRESBYTERIAN HOSPITAL CUMC CLINICAL		124	13	9%	137
NCH HEALTHCARE BONITA		92	44	32%	136
BAY PINES VAMC CLINICAL LABORATORY		2	132	99%	134
ADVENTHEALTH LAB			134	100%	134
MEMPHIS PATHOLOGY LABORATORY	1	124	5	4%	130
LABCORP TAMPA	1	16	113	87%	130
SUNRISE MEDICAL LABORATORIES		95	34	26%	129
FLAGLER HOSPITAL	3	15	111	86%	129
BMHSI-AEL MICROBIOLOGY LABORATORY	2	102	23	18%	127
FLORIDA HOSPITAL WAUCHULA		65	61	48%	126
UAB UNIVERSITY OF ALABAMA HOSPITAL LAB		120	3	2%	123
QUALITOX LABORATORIES		96	24	20%	120
LABTECH DIAGNOSTIC		83	37	31%	120
MILLENNIUM PATHOLOGY/MICROBIOLOGY LABORATORY			120	100%	120
VAMC WEST PALM LAB			119	100%	119
NEW YORK STATE ELR - MOUNT SINAI LABORATORY		109	8	7%	117
FLORIDA LABORATORY ANALYSIS		27	90	77%	117
JAMES A. HALEY VETERANS MICRO LAB			116	100%	116
BUREAU OF CLINICAL LABORATORIES		98	18	16%	116
NEO GENOMICS - FORT MYERS		113	3	3%	116
ALLIED HEALTH FORT PIERCE		112			112
INTEGRATED REGIONAL LABORATORIES		99	11	10%	110

COVID-19: testing by laboratory

Data through Jul 20, 2020 verified as of Jul 21, 2020 at 09:25 AM

Data in this report are provisional and subject to change.

The numbers in the table below represent the number for whom test results were received by the Department of Health. A person can be tested by more than one laboratory and can have both positive and negative results. **Therefore, the sum of the numbers in each column will be larger than the total number of people tested.**

Reporting lab	Inconclusive	Negative	Positive	Percent positive	Total
NEW YORK STATE ELR - NEW YORK HOSPITAL LABORATORIES		104	5	5%	109
AVECINA MEDICAL OAKLEAF		7	101	94%	108
NONA SCIENTIFIC			108	100%	108
LEHIGH REGIONAL MEDICAL CENTER LAB		96	12	11%	108
ASAP LAB LLC		90	17	16%	107
HOLY CROSS HOSPITAL LABORATORY			107	100%	107
MILLENNIUM LAB SERVICES			104	100%	104
PALM BEACH COUNTY HEALTH DEPT LAB		98	1	1%	99
NITE LITE PEDIATRICS		54	45	45%	99
VETERANS AFFAIRS MEDICAL CENTER LAB			98	100%	98
STEWART REFERENCE LABORATORY			97	100%	97
IRL MARKET LAB		60	34	36%	94
DIAGNOSTIC SOLUTIONS		3	90	97%	93
ROSEN MEDICAL CENTER		86	7	8%	93
CENTRA CARE			92	100%	92
USAFSAM/PHE		23	67	74%	90
SPARROW HEALTHCARE		1	88	99%	89
GENETWORKX		15	71	83%	86
MEDICAL DIAGNOSTICS LABORATORIES,INC		16	68	81%	84
MICROGEN DX		1	82	99%	83
GESSLER CLINIC			83	100%	83
AKESOGEN		78	3	4%	81
MARTIN MEMORIAL MEDICAL CENTER LAB		12	69	85%	81
ADVENT HEALTH DAYTONA		1	77	99%	78
NEW YORK STATE ELR - ENZO CLINICAL LABS INC		75	1	1%	76
MOLECULAR INFECTIOUS DISEASES		72	2	3%	74
TEMPUS CLINICAL LABORATORY		63	11	15%	74
ACUTIS DIAGNOSTICS	1	61	12	16%	74
CURATIVE LABS INC		12	62	84%	74
ST JUDE CHILDREN'S RESEARCH HOSPITAL		66	6	8%	72
UR MEDICINE LABS- CENTRAL LABORATORY		72			72
MAYO CLINIC LABS - ROCHESTER MAIN CAMPUS		71	1	1%	72
Highlands Regional Hospital		63	6	9%	69
FLORIDA COMMUNITY HEALTH CENTERS INC			69	100%	69
MEDARBOR DIAGNOSTICS		1	68	99%	69
FLORIDA HOSPITAL HEARTLAND MED CTR LAKE PLACID		52	16	24%	68
CENTRAL FLORIDA HEALTH CARE		46	21	31%	67
WUESTHOFF REF LABORATORY			66	100%	66
BAPTIST HEALTH SOUTH FLORIDA		3	63	95%	66
VAMC BAY PINES		1	64	98%	65
QPS, LLC		63	1	2%	64
DAVITA LABORATORY SERVICES		48	14	23%	62
AEL- MEMPHIS		17	44	72%	61
FAST TRACK URGENT CARE CENTER			60	100%	60
AVERO DIAGNOSTICS		46	13	22%	59
HOLY CROSS HOSPITAL		1	58	98%	59
REAL DIAGNOSTIC	1	40	18	31%	59

COVID-19: testing by laboratory

Data through Jul 20, 2020 verified as of Jul 21, 2020 at 09:25 AM

Data in this report are provisional and subject to change.

The numbers in the table below represent the number for whom test results were received by the Department of Health. A person can be tested by more than one laboratory and can have both positive and negative results. **Therefore, the sum of the numbers in each column will be larger than the total number of people tested.**

Reporting lab	Inconclusive	Negative	Positive	Percent positive	Total
AVECINA MEDICAL SOUTHSIDE		32	26	45%	58
LABCORP BURLINGTON (LPP)		11	46	81%	57
CENTRACARE		1	56	98%	57
SANTA ROSA MEDICAL CENTER			56	100%	56
AVECINA MEDICAL JULINGTON		6	49	89%	55
VAMC LAKE CITY		51	4	7%	55
FINLAY CLINICAL LABORATORY		24	31	56%	55
GENE BY GENE			55	100%	55
INTERCOASTAL MEDICAL GROUP			54	100%	54
BROWARD HEALTH MEDICAL CENTER		1	52	98%	53
ORLANDO VA PALMS		2	50	96%	52
LEON MEDICAL CENTER			52	100%	52
SARASOTA CO. HEALTH DEPT # 58		40	11	22%	51
NEW YORK STATE ELR - WADSWORTH HEALTH CENTER		47	3	6%	50
MILLENIUM PHYSICIANS GROUP			49	100%	49
P4 DIAGNOSTIX LABORATORY NETWORK		1	48	98%	49
C.W. BILL YOUNG VA MEDICAL CENTER		3	46	94%	49
HOSPITAL FOR SPECIAL SURGERY		46	1	2%	47
ARTHREX MEDICAL CENTER		27	20	43%	47
H LEE MOFFITT CANCER CENTER MICRO		46			46
FULGENT DIAGNOSTICS	3	36	6	13%	45
VHA PUBLIC HEALTH REFERENCE LABORATORY- PALO ALTO		27	18	40%	45
TOM LEE COMMUNITY HEALTH CENTER			45	100%	45
BIOREFERENCE LABORATORY		1	44	98%	45
UNITED CLINICAL LABORATORY LLC			43	100%	43
AMELIA URGENT CARE			43	100%	43
HURLBURT FIELD CLINIC		23	20	47%	43
HEALTH FIRST-HOLMES REGIONAL			42	100%	42
QUEST TAMPA (NEW YORK ELR)		32	9	22%	41
BAYCARE LAB		1	40	98%	41
NEW YORK STATE ELR - EMPIRECITY LABORATORIES		35	5	13%	40
FLORIDA HOSPITAL NEW SMYRNA		4	35	90%	39
MAVERICK LABS			39	100%	39
FISHERMENS HOSPITAL CLINICAL LAB		37	2	5%	39
EGLIN REGIONAL MEDICAL CENTER		4	35	90%	39
NAVY HOSPITAL			38	100%	38
MORTON PLANT HOSPITAL			37	100%	37
RCA LABORATORY SERVICES, LLC		7	29	81%	36
PROVIDENCE HOSPITAL LABORATORY		35	1	3%	36
VAMC GAINESVILLE		2	33	94%	35
ST. CLOUD MEDICAL GROUP		35			35
IRL		4	31	89%	35
CLINICAL REFERENCE LABORATORY		30	4	12%	34
LAB CORP RTP	1	2	30	91%	33
FLORIDA WOMAN CARE LABORATORY LLC		28	5	15%	33
NEW YORK STATE ELR - KALEIDA HEALTH CENTER FOR LABORATORY		29	4	12%	33
SMA MEDICAL LABORATORY		8	24	75%	32

COVID-19: testing by laboratory

Data through Jul 20, 2020 verified as of Jul 21, 2020 at 09:25 AM

Data in this report are provisional and subject to change.

The numbers in the table below represent the number for whom test results were received by the Department of Health. A person can be tested by more than one laboratory and can have both positive and negative results. **Therefore, the sum of the numbers in each column will be larger than the total number of people tested.**

Reporting lab	Inconclusive	Negative	Positive	Percent positive	Total
VA MEDICAL CENTER		7	25	78%	32
FLORIDA CLINICAL LABORATORY-BIOREFERENCE LABORATORIES		2	30	94%	32
DEPARTMENT OF VETERANS AFFAIRS JAMES A. HALEY VETERANS HOSPITAL			32	100%	32
QUEST DIAGNOSTICS-VERO BEACH-37TH ST		31			31
BioReference Laboratories, Inc		21	10	32%	31
DESOTO MEMORIAL HOSPITAL LAB			31	100%	31
DYNAMIC MEDICAL USA			31	100%	31
MEDICAL DIAGNOSTIC LAB		1	29	97%	30
CAREMOUNT MEDICAL - PATHOLOGY		30			30
LAB CORP TAMPA			30	100%	30
BAYFRONT HEALTH BROOKSVILLE			29	100%	29
NEW YORK STATE ELR - MONTEFIORE MEDICAL CENTER LABORATORIES - MOSES		23	6	21%	29
SOLARIS DIAGNOSTICS		2	27	93%	29
SACRED HEART HOSPITAL ON THE GULF		13	16	55%	29
EAST MANATEE FAMILY	1		28	97%	29
UNKNOWN - BAD FACILITY CODE		2	26	93%	28
SOUTH LAKE HOSPITAL		1	27	96%	28
P4CLINICAL	3	1	23	85%	27
TRADITION MEDICAL CENTER LABORATORY		7	20	74%	27
FINLAY CLINICAL LABORATORY INC		26	1	4%	27
MORTON PLANT HOSPITAL/LAB		1	26	96%	27
NAVAL HOSPITAL - JACKSONVILLE		1	26	96%	27
325TH MEDICAL GROUP			27	100%	27
BAYCARE HEALTH SYSTEM		1	26	96%	27
AMERICAN PATHOLOGY PARTNERS		25	1	4%	26
MID-FLORIDA PATHOLOGY		11	15	58%	26
ALL CHILDREN'S HOSPITAL LAB		1	25	96%	26
INTEGRITY LABORATORIES			26	100%	26
CDC		17	9	35%	26
INTERLAB		1	25	96%	26
FAWCETT MEMORIAL HOSPITAL-LAB		1	25	96%	26
ALLSOUTH URGENT CARE			26	100%	26
ST VINCENT'S BIRMINGHAM LABORATORY		25			25
CAPITAL REGIONAL MEDICAL CENTER		1	24	96%	25
REFUAH HEALTH CENTER LABORATORY		25			25
SUNCOAST LABS			25	100%	25
MOBILE INFIRMARY MED CENTER PATH LAB		23	2	8%	25
QUEST DIAGNOSTIC INC		2	23	92%	25
HUNTSVILLE HOSPITAL LABORATORY		19	6	24%	25
TAMPA GENERAL HOSPITAL CLINICAL LAB			25	100%	25
CLINICAL RESEARCH SEQUENCING PLATFORM			24	100%	24
ACCU REFERENCE MEDICAL LAB			24	100%	24
LABFIRST - DEPARTMENT OF PATHOLOGY		24			24
MY CLINICAL LAB			24	100%	24
ADVENTHEALTH CENTRA CARE OVIEDO		5	19	79%	24
NEW YORK STATE ELR - WHITE PLAINS HOSPITAL CENTER LAB		24			24
ORLANDO REGIONAL MEDICAL CENTER		1	23	96%	24

COVID-19: testing by laboratory

Data through Jul 20, 2020 verified as of Jul 21, 2020 at 09:25 AM

Data in this report are provisional and subject to change.

The numbers in the table below represent the number for whom test results were received by the Department of Health. A person can be tested by more than one laboratory and can have both positive and negative results. **Therefore, the sum of the numbers in each column will be larger than the total number of people tested.**

Reporting lab	Inconclusive	Negative	Positive	Percent positive	Total
Quest Diag Unspecifd		4	20	83%	24
QDX PATHOLOGY SERVICES		13	10	43%	23
ST JOSEPHS CHILDRENS OUTREACH			23	100%	23
EXPERTUS LABORATORIES INC		9	14	61%	23
LABORATORY DYNAMICS		20	3	13%	23
USA HEALTH UNIVERSITY HOSPITAL CLINICAL LABORATORY		23			23
LABORATORY CORP OF AMERICA	1	4	18	78%	23
PENNSYLVANIA DEPT OF HEALTH		19	3	14%	22
ST. ANTHONY'S HOSPITAL			22	100%	22
AMERICAN RESEARCH LABS		1	21	95%	22
PRIVA PATH LABS			22	100%	22
LABCORP BIRMINGHAM		4	17	81%	21
NEW YORK STATE ELR - NEWYORK-PRESBYTERIAN/QUEENS DIAGNOSTIC		20	1	5%	21
PATRICK AIR FORCE BASE		1	20	95%	21
JACKSON MEMORIAL HOSPITAL			21	100%	21
MIAMI VAMC			20	100%	20
ST. CLOUD HOSPITAL		20			20
HEALTH FIRST-PALM BAY			20	100%	20
BROWARD HEALTH CORAL SPRINGS EPIDEMIOLOGY DEPT			20	100%	20
ST. MARY'S MEDICAL CENTER LAB			20	100%	20
NEW YORK STATE ELR - STONY BROOK UNIVERSITY MEDICAL CENTER		17	3	15%	20
GULF COAST MOLECULAR LABORATORIES		13	7	35%	20
CHILDREN'S HOSPITAL OF ALABAMA		20			20
QUEST DIAGNOSTICS NICHOLS INSTITUTE- LPP		3	17	85%	20
MIAMI BEACH COMMUNITY HEALTH CENTER			20	100%	20
QUEST DIAGNOSTICS INC.			20	100%	20
US BIOTEK LABORATORIES			20	100%	20
SANFORD LABORATORIES		19			19
INTEGRATED REGIONAL LABORATORIES - LARGO			19	100%	19
NEW PLANT CITY FAMILY CARE			19	100%	19
POPLAR HEALTHCARE PLLC	1	10	8	42%	19
MED HEALTH SERVICES		18	1	5%	19
KENDALL REGIONAL MEDICAL CENTER LAB			19	100%	19
ADVENT HEALTH FISH MEMORIAL		2	16	89%	18
PACIFIC ANALYTICS			18	100%	18
CAPE CANAVERAL HOSPITAL			18	100%	18
NEW YORK STATE ELR - CATHOLIC HEALTH SYSTEM DEPT LABORATORY		18			18
LABORATORY SPECIALISTS OF MICHIGAN			18	100%	18
STONE WASH CLINICAL LABORATORIES		2	16	89%	18
MIAMI VA HEALTHCARE SYSTEM			17	100%	17
VA		15	2	12%	17
MACDILL AIRFORCE BASE MICRO		14	3	18%	17
CLEVELAND CLINIC FOUNDATION		9	8	47%	17
ARUP		4	13	76%	17
GRAVITY DIAGNOSTICS		11	6	35%	17
UNIVERSITY HEALTH SYSTEM INC		15	2	12%	17
WATSON CLINIC LLP SOUTH			17	100%	17

COVID-19: testing by laboratory

Data through Jul 20, 2020 verified as of Jul 21, 2020 at 09:25 AM

Data in this report are provisional and subject to change.

The numbers in the table below represent the number for whom test results were received by the Department of Health. A person can be tested by more than one laboratory and can have both positive and negative results. **Therefore, the sum of the numbers in each column will be larger than the total number of people tested.**

Reporting lab	Inconclusive	Negative	Positive	Percent positive	Total
PALO ALTO VA MEDICAL CENTER		1	15	94%	16
MADISON CORE LABORATORIES		15	1	6%	16
ALL CHILDREN'S HOSPITAL/LAB			16	100%	16
ASSOCIATED CLINICAL LABORATORIES		16			16
NEW YORK STATE ELR - BROOKDALE UNIVERSITY HOSPITAL		16			16
TGH		1	15	94%	16
LAB			16	100%	16
PARRISH MEDICAL CENTER		1	15	94%	16
SEBASTIAN RIVER MEDICAL CENTER		6	10	63%	16
IPSUM DIAGNOSTICS			15	100%	15
UNITED CLINICAL LABS			15	100%	15
NEW YORK STATE ELR - QUEST DIAGNOSTICS NICHOLS		14	1	7%	15
VIERA HOSPITAL			15	100%	15
QUESTDIAGNOSTICS INCORPORATED		1	14	93%	15
DIATHERIX		13	2	13%	15
CENTRA CARE CONWAY			15	100%	15
NXGEN MDX		11	4	27%	15
FLORIDA DEPARTMENT OF HEALTH		10	5	33%	15
CITRUS MEMORIAL HEALTH SYSTEM LAB		1	14	93%	15
TIDE LABORATORIES		4	10	71%	14
PHYSICIANS REGIONAL HEALTHCARE SYSTEM			14	100%	14
CORE DIAGNOSTIC LABORATORIES			14	100%	14
HEALTH CENTRAL HOSPITAL			14	100%	14
PREMIER MEDICAL LABORATORY SERVICES			14	100%	14
QUEST DIAGNOSTICS INCORPORATED			14	100%	14
LECONTE MEDICAL CENTER LAB		11	3	21%	14
QUEST DIAGNOSTICS NICHOLS INSTITUTE - SJC (LPP)		10	4	29%	14
DOCTORS MEMORIAL HOSPITAL		6	8	57%	14
MEDCOMP SCIENCES			13	100%	13
MILLENNIUM PHYSICIAN GROUP LCC			13	100%	13
NEW YORK STATE ELR - UNIVERSITY HOSPITAL, STONY BROOK SOUTHAMPTON		13			13
ST. JOSEPHS HOSPITAL			13	100%	13
GENPATH			13	100%	13
AMELIA EXPRESS CARE			13	100%	13
XERA MED RESEARCH			13	100%	13
NEW YORK STATE ELR - QUEST DIAGNOSTICS INCORPORATED		9	3	25%	12
ST FRANCIS HOSPITAL		9	3	25%	12
BROWARD DIALYSIS			12	100%	12
WHITE WILSON MEDICAL CENTER CLINIC			12	100%	12
DEPARTMENT OF VETERANS AFFAIRS MEDICAL CENTER			12	100%	12
PROTEUS MOLECULAR AND CLINICAL LAB		8	4	33%	12
TOTAL RENAL LABORATORIES INC		7	5	42%	12
NEW YORK STATE ELR - LENOX HILL HOSPITAL		11	1	8%	12
LAB PLUS, LLC AT SAINT THOMAS WEST HOSPITAL		9	3	25%	12
OUT OF STATE		12			12
SHORELINE PHYSICIAN GROUP			12	100%	12
SEVEN RIVERS REGIONAL MEDICAL CENTER		1	11	92%	12

COVID-19: testing by laboratory

Data through Jul 20, 2020 verified as of Jul 21, 2020 at 09:25 AM

Data in this report are provisional and subject to change.

The numbers in the table below represent the number for whom test results were received by the Department of Health. A person can be tested by more than one laboratory and can have both positive and negative results. **Therefore, the sum of the numbers in each column will be larger than the total number of people tested.**

Reporting lab	Inconclusive	Negative	Positive	Percent positive	Total
FLORIDA DEPT OF HEALTH		4	8	67%	12
NEW YORK STATE ELR - WILSON MEMORIAL REGIONAL MEDICAL CENTER		12			12
BAYFRONT		10	2	17%	12
ADVANCED URGENT CARE		10	2	17%	12
ARCPPOINT LABS OF TAMPA			12	100%	12
BIO-REFERENCE LABORATORIES			12	100%	12
BAY MEDICAL CENTER SACRED HEART HEALTH SYSTEM			12	100%	12
FULGENT GENETICS		6	6	50%	12
BAPTIST SOUTH MEDICAL CENTER		2	10	83%	12
NEW YORK STATE ELR - WESTCHESTER MEDICAL CENTER		11			11
INDIAN RIVER MEDICAL CENTER		11			11
DELRAY MEDICAL CENTER LAB			11	100%	11
GRAVITY DIAGNOSTICS, LLC		3	8	73%	11
PALM BAY HOSPITAL		1	10	91%	11
PARK WEST MEDICAL CENTER		10	1	9%	11
DOH		1	10	91%	11
PATHGROUP LABS			11	100%	11
FLORIDA COMMUNITY HEALTH CENTER OF ST. LUCIE			11	100%	11
AMERICAN ESOTERIC LABORATORIES			11	100%	11
GARCIA CLINICAL LABORATORY		1	10	91%	11
SUNQUEST		2	9	82%	11
JACKSON HEALTH SYSTEM			11	100%	11
LAB INTERMARKET FACILITY LAB			11	100%	11
MOFFITT CANCER CENTER		9	2	18%	11
BROWARD HEALTH CARE			10	100%	10
NORTH SHORE UNIVERSITY HOSPITAL LABORATORY		9	1	10%	10
LABCORP INC		1	9	90%	10
ADVENT HEALTH CENTRA CARE: WATERFORD LAKES			10	100%	10
PARKWEST MEDICAL CENTER		9	1	10%	10
NEW JERSEY DEPARTMENT OF HEALTH COMMUNICABLE DISEASE SERVICE		3	7	70%	10
LABCORP - MIAMI		4	6	60%	10
BAYCARE OUTREACH LABORATORY SERVICES		1	9	90%	10
DIAGNOSTIC LABORATORY OF OKLAHOMA		10			10
GENESIS LABORATORY MANAGEMENT			10	100%	10
MEDICAL LABORATORY DIAGNOSTICS			10	100%	10
BAPTIST CLAY			10	100%	10
EMERGENCY PHYSICIANS MEDICAL CENTER			10	100%	10
NEW YORK STATE ELR - ROCHESTER GENERAL HOSPITAL LABORATORY		9	1	10%	10
SELECT REFERENCE LABORATORIES, LLC			10	100%	10
LAKE BALDWIN CBOC		9	1	10%	10
MED ARBOR			10	100%	10
ESCAMBIA COMMUNITY CLINIC			10	100%	10
WESTPAC LABS			9	100%	9
UVMCC MICROBIOLOGY		9			9
CORE LABORATORY		1	8	89%	9
SMA LAB		3	6	67%	9
MICHIGAN DEPARTMENT OF HEALTH AND HUMAN SERVICES			9	100%	9

COVID-19: testing by laboratory

Data through Jul 20, 2020 verified as of Jul 21, 2020 at 09:25 AM

Data in this report are provisional and subject to change.

The numbers in the table below represent the number for whom test results were received by the Department of Health. A person can be tested by more than one laboratory and can have both positive and negative results. **Therefore, the sum of the numbers in each column will be larger than the total number of people tested.**

Reporting lab	Inconclusive	Negative	Positive	Percent positive	Total
LABCORP - CLEARWATER		3	6	67%	9
QUEST INFECTIOUS DISEASE	1	4	4	44%	9
HEALTHLINK DIAGNOSTIC LABORATORIES		1	8	89%	9
CAYUGA MEDICAL CENTER AT ITHACA		8	1	11%	9
HEALTH FIRST-VIERA HOSPITAL			9	100%	9
NIGHT LITE PEDIATRICS URGENT CARE			9	100%	9
CLARITY LAB SOLUTIONS		3	6	67%	9
UPMC CHAUTAUQUA AT WCA LABORATORY		9			9
ST. JOSEPH HOSPITAL LAB			9	100%	9
VENICE REGIONAL MEDICAL CENTER			9	100%	9
ST MARY'S MEDICAL CENTER		1	7	88%	8
CBS LABORATORY		1	7	88%	8
MAYO CLINIC DEPT OF LAB MED PATHOLOGY			8	100%	8
CENTRA CARE - SAND LAKE			8	100%	8
DEVANSH LAB WERKS INC		6	2	25%	8
CONSOLIDATED LAB SERVICES		8			8
GENEUS DIAGNOSTICS			8	100%	8
PHAROS HEALTH		1	7	88%	8
UMHC/SYLVESTER AT KENDALL		1	7	88%	8
JACKSON NORTH MEDICAL CENTER		1	7	88%	8
BIO REFERNCE LABORATORIES		3	5	63%	8
GENESIS DIAGNOSTICS			8	100%	8
THE COMMONWEALTH OF MASSACHUSETTS			8	100%	8
MOLECULAR TESTING LABS			8	100%	8
ST JOSEPHS HOSPITAL			8	100%	8
NORTH CAROLINA DEPARTMENT OF HEALTH & HUMAN SERVICES			8	100%	8
EAST ALABAMA MEDICAL CENTER LABORATORY		6	2	25%	8
WUESTHOFF MEDICAL CENTER-MELBOURNE			8	100%	8
MINUTE CLINIC INCORPORATE		7	1	13%	8
ST JOSEPH'S HEALTHLINE		1	7	88%	8
NEW YORK STATE ELR - CATHOLIC HEALTH SERVICES REGIONAL LABORATORY		5	2	29%	7
LONGLEAF DIAGNOSTIC LABORATORIES		2	5	71%	7
DOCTOR'S IN HOUSE LAB			7	100%	7
NEW YORK STATE ELR - ST PETER'S BENDER LABORATORY		7			7
NO NAME		5	2	29%	7
FLORIDA DEPARTMENT OF HEALTH IN LAKE COUNTY		3	4	57%	7
RDX BIOSCIENCE,			7	100%	7
SOUTHEAST FAMILY HEALTHCARE CENTER			7	100%	7
WATSON CLINIC LLP MAIN			7	100%	7
NEW YORK STATE ELR - ERIE COUNTY MEDICAL CTR CLINICAL LABS		7			7
CLINICAL PATHOLOGY LABORATORIES, INC.			7	100%	7
ORMOND BEACH CENTRA CARE			7	100%	7
BAYFRONT HEALTH SPRING HILL			7	100%	7
NORTH BAY HOSPITAL			7	100%	7
VENICE REGIONAL MEDICAL LAB SERVICES			7	100%	7
SYLVESTER AT PLANTATION LABORATORY		6	1	14%	7
NEW YORK STATE ELR - JAMES J PETERS VA MEDICAL CENTER		5	2	29%	7

COVID-19: testing by laboratory

Data through Jul 20, 2020 verified as of Jul 21, 2020 at 09:25 AM

Data in this report are provisional and subject to change.

The numbers in the table below represent the number for whom test results were received by the Department of Health. A person can be tested by more than one laboratory and can have both positive and negative results. **Therefore, the sum of the numbers in each column will be larger than the total number of people tested.**

Reporting lab	Inconclusive	Negative	Positive	Percent positive	Total
DYNAMIC DNA LAB			7	100%	7
MACDILL AFB HOSPITAL		1	6	86%	7
SOUTHEAST ALABAMA MEDICAL CENTER			7	100%	7
VAMC			7	100%	7
AMERICAN HEALTH ASSOCIATES OF TAMPA			7	100%	7
ST CATHERINE OF SIENA HOSPITAL		7			7
HUNTINGTON HOSPITAL LABORATORY		5	1	17%	6
TRUE HEALTH DIAGNOSTICS		1	5	83%	6
LEE COUNTY HEALTH DEPARTMENT		4	2	33%	6
WOLFSON CHILDREN'S HOSPITAL			6	100%	6
CONNECTICUT DEPARTMENT OF HEALTH		5	1	17%	6
NEW YORK STATE ELR - SARATOGA HOSPITAL LABORATORY		6			6
HEALTH FIRST CAPE CANAVERAL HOSPITAL			6	100%	6
CLEVELAND CLINIC			6	100%	6
NEW YORK STATE ELR - LOURDES HOSPITAL INC		6			6
NEW YORK STATE ELR - GOOD SAMARITAN HOSPITAL LABORATORY		6			6
ST. JOSEPH'S HOSPITAL LAB			6	100%	6
DOCTOR'S MEMORIAL HOSPITAL			6	100%	6
POARCH BANC CREEK INDIANS TRIBAL HEALTH DEPARTMENT			6	100%	6
PENSACOLA PEDIATRICS			6	100%	6
SACRED HEART HEALTH SYSTEM			6	100%	6
LEE MEMORIAL LAB GULF COAST			6	100%	6
ST VINCENTS MEDICAL CENTER RIVERSIDE NURSING			6	100%	6
STATE LAB		1	5	83%	6
ST JOSEPH HOSPITAL		5	1	17%	6
NORTH OKALOOSA MEDICAL CENTER			6	100%	6
NORTHWELL HEALTH PLAINVIEW HOSPITAL LABORATORY		5	1	17%	6
NEW YORK STATE ELR - JAMAICA HOSPITAL MEDICAL CENTER		6			6
PATHOGENIUS LABORATORIES		2	4	67%	6
MICHIGAN DEPARTMENT OF COMMUNITY HEALTH		1	5	83%	6
PRATTVILLE BAPTIST HOSPITAL		5	1	17%	6
BAYFRONT HEALTH ER PINELLAS PARK		3	3	50%	6
PRIDE DIAGNOSTICS		6			6
ARCHBOLD MEMORIAL HOSPITAL/LAB		3	3	50%	6
PERSONALIZED GENETIC TESTING			6	100%	6
ADVENTHEALTH CENTRA CARE ORMOND BEACH			6	100%	6
SPECIALITY LABORATORIES,INC		4	1	20%	5
NEW YORK STATE ELR - LABORATORY ALLIANCE OF CENTRAL NEW		5			5
ST ANTHONY NORTH			5	100%	5
CHILDREN'S HOSPITAL OF PHILADELPHIA		5			5
SOUTH SEMINOLE HOSPITAL		1	4	80%	5
BOCA BIOLISTICS REFERENCE LABORATORY			5	100%	5
BAY PINES VA		1	4	80%	5
LABCORP BURLINGTON CYTO		4	1	20%	5
MAGNOLIA DIAGNOSTIC			5	100%	5
TYNDALL AFB			5	100%	5
NEW YORK PRESBYTERIAN - ALLEN HOSPITAL		5			5

COVID-19: testing by laboratory

Data through Jul 20, 2020 verified as of Jul 21, 2020 at 09:25 AM

Data in this report are provisional and subject to change.

The numbers in the table below represent the number for whom test results were received by the Department of Health. A person can be tested by more than one laboratory and can have both positive and negative results. **Therefore, the sum of the numbers in each column will be larger than the total number of people tested.**

Reporting lab	Inconclusive	Negative	Positive	Percent positive	Total
XRL SXF REF LAB		5			5
NEW YORK STATE ELR - VASSAR BROTHERS MEDICAL CENTER LABORATORY		5			5
ARNOT OGDEN MEDICAL CENTER LABORATORY		5			5
FLOWERS HOSPITAL		1	4	80%	5
FRANCES WARDE MEDICAL LABORATORY		2	3	60%	5
SPORTS DRUG TESTING LABORATORY			5	100%	5
JFK MEDICAL CENTER NORTH LAB			5	100%	5
NEW YORK STATE ELR - BRONX LEBANON HOSPITAL-MEDICAL CENTER		4	1	20%	5
NEW YORK STATE ELR - HUDSON VALLEY HOSPITAL CENTER LABORATORY		4	1	20%	5
DOH JACKSONVILLE CENTRAL LABORATORY		3	2	40%	5
BROWARD COUNTY HEALTH DEPT.			5	100%	5
UNIVERSITY HOSPITAL - STONY BROOK EASTERN		5			5
Diatherix Laboratories, LLC		1	4	80%	5
UPMC HEALTH SYSTEM		4	1	20%	5
BOCA RATON REGIONAL HOSPITAL LAB			5	100%	5
ROCKLEDGE			5	100%	5
ST VINCENT'S EAST LABORATORY		5			5
ST ELIZABETH MEDICAL CENTER LABORATORY		5			5
THE VILLAGES CLINICAL LAB		4	1	20%	5
PROMEDICA LABORATORIES		5			5
PALM BEACH PATHOLOGY		4	1	20%	5
CANTON-POTSDAM HOSPITAL LABORATORY		5			5
BIOTECH			5	100%	5
TAMIAMI LAB MILLENNIUM			5	100%	5
AEL KNOXVILLE			5	100%	5
WUESTHOFF MEMORIAL HOSPITAL			4	100%	4
THE CENTER FOR URGENT CARE		3	1	25%	4
AMELIA MEDICAL CARE			4	100%	4
DCH REGIONAL MEDICAL CENTER LABORATORY		4			4
BIOFIRE			4	100%	4
STATEN ISLAND UNIVERSITY HOSPITAL-POUCH		4			4
CREATIVE TESTING SOLUTIONS			4	100%	4
OKLAHOMA STATE UNIVERSITY DIAGNOSTIC LAB			4	100%	4
PRECISION LABS LLC		1	3	75%	4
TRUGENX			4	100%	4
LINCOLN MEDICAL AND MENTAL HEALTH CENTER		4			4
SOUTHWESTERN REGIONAL MEDICAL CENTER - TULSA		4			4
QUEST DIAGNOSTICS- MELBOURNE			4	100%	4
SUNCOAST COMMUNITY HEALTH CENTERS PEDIATRICS			4	100%	4
SHELBY COUNTY HEALTH CARE CORPORATION		2	2	50%	4
BAYCARE LABORATORIES			4	100%	4
MISSOURI DEPARTMENT OF HEALTH AND SENIOR SERVICES			4	100%	4
MAYO CLINIC LABS - ROCHESTER SUPERIOR DRIVE			4	100%	4
COMMUNITY HEALTH OF SOUTH FLORIDA			4	100%	4
NEW YORK STATE ELR - SOUTHSIDE HOSPITAL NORTHWELL HEALTH LABORATORY		3	1	25%	4
MINUTECLINIC DIAGNOSTIC OF RHODE ISLAND, LLC #729		4			4
MEDLOGIC, LLC		1	3	75%	4

COVID-19: testing by laboratory

Data through Jul 20, 2020 verified as of Jul 21, 2020 at 09:25 AM

Data in this report are provisional and subject to change.

The numbers in the table below represent the number for whom test results were received by the Department of Health. A person can be tested by more than one laboratory and can have both positive and negative results. **Therefore, the sum of the numbers in each column will be larger than the total number of people tested.**

Reporting lab	Inconclusive	Negative	Positive	Percent positive	Total
LAKELAND REGIONAL HEALTH			4	100%	4
NORTHWEST FLORIDA COMMUNITY HOSPITAL		1	3	75%	4
INTERMARKET FACILITY			4	100%	4
COLORADO DEPARTMENT OF PUBLIC HEALTH AND ENVIRONMENT			4	100%	4
BOND CLINIC			4	100%	4
FINLAY C. LABORATORY		3	1	25%	4
BAYONET POINT MEDICAL CENTER			4	100%	4
MERCY HOSPITAL MIAMI LAB			4	100%	4
BROOKWOOD BAPTIST MEDICAL CENTER		4			4
LABCORP - NAPLES			4	100%	4
THOMAS JEFFERSON UNIVERSITY HOSPITAL		4			4
PEDIATRIC HEALTH CARE ALLIANCE			4	100%	4
NEW YORK STATE ELR - BROOKLYN HOSPITAL CENTER DOWNTOWN CAMPUS		4			4
DTR LABS		3	1	25%	4
DAVITA LABORATORY		4			4
EXPRESS TESTING-ONE			4	100%	4
COVENIENT CARE MEDICAL CLINIC			4	100%	4
LEHIGH VALLEY HOSPITAL		3	1	25%	4
ILLINOIS DEPARTMENT OF PUBLIC HEALTH			3	100%	3
PECONIC BAY MEDICAL CENTER LABORATORY		2	1	33%	3
VIRGINIA DIVISION OF CONSOLIDATED LABORATORIES			3	100%	3
FLORIDA WOMAN CARE LABORATORY			3	100%	3
GENUS DIAGNOSTICS			3	100%	3
PRECISION HEALTH SOLUTIONS LAB			3	100%	3
NEW YORK STATE ELR - ORANGE REGIONAL MEDICAL CENTER LABORATORY		3			3
BARONESS ERLANGER HOSPITAL		3			3
METHODIST MEDICAL CENTER		2	1	33%	3
ASCENSION ST. VINCENT'S PRIMARY CARE			3	100%	3
LAKE WALES MEDICAL CENTER INC			3	100%	3
LEE MEMORIAL HEALTH PARK LAB			3	100%	3
LABCORP DIAGNOSTICS-MIAMI		2	1	33%	3
BAPTIST MEDICAL CENTER EAST		2	1	33%	3
DOH-TAMPA BRANCH LABORATORY (MLK BLVD)			3	100%	3
CENTRAL FLORIDA HEALTH CARE INC			3	100%	3
JACKSON SOUTH COMMUNITY HOSPITAL LAB			3	100%	3
WINTER HAVEN HOSPITAL			3	100%	3
AVELLINO LAB USA, INC		3			3
UNKNOWN LAB			3	100%	3
HEALTHMARK REGIONAL HOSPITAL LAB		1	2	67%	3
FLORIDA CLINICAL LAB			3	100%	3
FISHERMEN'S HOSPITAL			3	100%	3
ST LUKES HOSPITAL LABORATORY		2	1	33%	3
GULF COAST MEDICAL GROUP			3	100%	3
FAMILY HEALTH CENTERS OF SWF LABS			3	100%	3
BAYCARE OUTREACH LABORATORY HOSPITAL			3	100%	3
EMERGENCY MEDICAL CENTER			3	100%	3
BRANCH MEDICAL CLINIC			3	100%	3

COVID-19: testing by laboratory

Data through Jul 20, 2020 verified as of Jul 21, 2020 at 09:25 AM

Data in this report are provisional and subject to change.

The numbers in the table below represent the number for whom test results were received by the Department of Health. A person can be tested by more than one laboratory and can have both positive and negative results. **Therefore, the sum of the numbers in each column will be larger than the total number of people tested.**

Reporting lab	Inconclusive	Negative	Positive	Percent positive	Total
ABBOTT			3	100%	3
ACH			3	100%	3
LAKE CITY VETERANS HOSPITAL			3	100%	3
LABORATORY OF FLORIDA			3	100%	3
TAMPA GENERAL HOSPITAL LABORATORY			3	100%	3
NICHOLS INSTITUTE QUEST DIAGNOSTICS		2	1	33%	3
VIRTUA VOORHEES HOSPITAL		3			3
PINELLAS COUNTY HEALTH DEPARTMENT		2	1	33%	3
SAMARITAN MEDICAL CENTER		3			3
PALMS WEST HOSPITAL			3	100%	3
SELECT LABORATORIES MARION COUNTY, LLC.			3	100%	3
PENNSYLVANIA DEPARTMENT OF HEALTH BUREAU OF LABORATORIES			3	100%	3
NORTH BROWARD HOSPITAL DISTRICT HEALTHCARE FOR THE HOMELESS			3	100%	3
MONTEFIORE ST LUKE'S CORNWALL HOSPITAL		2	1	33%	3
OPTUM LABS LLC			3	100%	3
MONTEFIORE NEW ROCHELLE HOSPITAL		3			3
PUBLIC HEALTH LAB		3			3
Cleveland Clinic Laboratories		1	2	67%	3
STATEN ISLAND UNIVERSITY HOSPITAL		3			3
QUEST DIAGNOSTIC			3	100%	3
FLORIDA MEDICAL CLINIC			3	100%	3
KEY WEST URGENT CARE, INC		3			3
NEW YORK STATE ELR - NORTH CENTRAL BRONX HOSP		3			3
AVELLINO LAB USA INC		3			3
MHHS All Lab Subsection		3			3
BEAUMONT LABORATORY			3	100%	3
MOLECULAR DIAGNOSTICS			3	100%	3
NEW YORK STATE ELR - JACOBI MEDICAL CENTER		3			3
NEW YORK STATE ELR - SAMARITAN HOSPITAL LABORATORY		3			3
TIMBER RIDGE LABORATORY			3	100%	3
LAB CORP OF AMERICA		1	2	67%	3
VA OUTPATIENT			3	100%	3
NEWYORK-PRESBYTERIAN/ LAWRENCE HOSPITAL LABORATORY		3			3
JOE DIMAGGIO CHILDREN'S HOSPITAL		1	2	67%	3
CLINICORE			3	100%	3
WAKEMED		1	2	67%	3
INDIAN RIVER CHD VERO BEACH		2	1	33%	3
MAYO MEDICAL LABORATORIES		2	1	33%	3
NEW HAMPSHIRE PUBLIC HEALTH LABORATORIES		2			2
AMMON LABS			2	100%	2
ERIE COUNTY MEDICAL CTR CLINICAL LABS		2			2
LABCORP - OHIO			2	100%	2
QUEST DIAGNOSTICS-N ST PETERSBURG-5TH			2	100%	2
QUEST DIAGNOSTICS INCORPORATED			2	100%	2
NEW YORK STATE ELR - LONG ISLAND JEWISH VALLEY STREAM		2			2
NEW HAMPSHIRE DEPARTMENT OF HEALTH AND HUMAN SERVICES		1	1	50%	2
Covance Central Laboratory			2	100%	2

COVID-19: testing by laboratory

Data through Jul 20, 2020 verified as of Jul 21, 2020 at 09:25 AM

Data in this report are provisional and subject to change.

The numbers in the table below represent the number for whom test results were received by the Department of Health. A person can be tested by more than one laboratory and can have both positive and negative results. **Therefore, the sum of the numbers in each column will be larger than the total number of people tested.**

Reporting lab	Inconclusive	Negative	Positive	Percent positive	Total
BETH ISRAEL DEACONESS MEDICAL CENTER			2	100%	2
INTERNAL MEDICINE ASSOCIATES-DUNELLON			2	100%	2
SSM HEALTH ST LOUIS MICROBIOLOGY LABORATORY		1	1	50%	2
NORTHERN DUTCHESS HOSPITAL LABORATORY		2			2
LABCORP RARITAN		2			2
HOME ACCESS HEALTH			2	100%	2
GEISINGER MEDICAL CENTER		2			2
SHELBY BAPTIST MEDICAL CENTER			2	100%	2
CONEMAUGH MEMORIAL MEDICAL CENTER		2			2
QUEENS HOSPITAL CENTER		2			2
STATEN ISLAND UNIVERSITY HOSPITAL SEGUINE AVE		2			2
KETTERING HEALTH			2	100%	2
OHIO DEPARTMENT OF HEALTH LABORATORY		2			2
CORAL GABLES HOSPITAL			2	100%	2
PREMIER MEDICAL LABORATORY			2	100%	2
IOWA DEPARTMENT OF PUBLIC HEALTH			2	100%	2
KEYS MEDICAL GROUP			2	100%	2
GUTHRIE MEDICAL GROUP LABORATORIES		2			2
ADVANCED MEDICAL CARE			2	100%	2
NAPHCARE, INC.			2	100%	2
KEY PRIMARY CASE			2	100%	2
BIRMINGHAM VAMC		1	1	50%	2
BFT LAB			2	100%	2
AMERICAN FAMILY CARE- ORANGE BEACH			2	100%	2
FLORIDA DEPARTMENT OF HEALTH IN HILLSBOROUGH COUNTY			2	100%	2
DORAL URGENT CARE			2	100%	2
DALE MEDICAL CENTER		2			2
MAILBOX DIAGNOSTICS		1	1	50%	2
SCDHEC BUREAU OF LABORATORIES			2	100%	2
SARASOTA MEMORIAL MEDICAL URGENT CARE CENTER			2	100%	2
IRL MARKET LAB ALACHUA		1	1	50%	2
LEESBURG REGIONAL MEDICAL CENTER		1	1	50%	2
UNIVERSITY OF MIAMI			2	100%	2
URGENT CARE TCMA			2	100%	2
LABCORP PHOENIX			2	100%	2
MAYO			2	100%	2
MONTANA PUBLIC HEALTH LAB			2	100%	2
OMNI			2	100%	2
NOVANT HEALTH INPATIENT CARE			2	100%	2
JOHN D. ARCHBOLD MEM. HOSPITAL			2	100%	2
AHSE ROP		2			2
BIO-TECH CLINICAL LABORATORIES			2	100%	2
WOODHULL MEDICAL AND MENTAL HEALTH CTR		2			2
CALHOUN LIBERTY HOSPITAL			2	100%	2
CONNECTDX			2	100%	2
LABCORP - STUART		1	1	50%	2
FLORIDA CLINICAL LABORATORY INC			2	100%	2

COVID-19: testing by laboratory

Data through Jul 20, 2020 verified as of Jul 21, 2020 at 09:25 AM

Data in this report are provisional and subject to change.

The numbers in the table below represent the number for whom test results were received by the Department of Health. A person can be tested by more than one laboratory and can have both positive and negative results. **Therefore, the sum of the numbers in each column will be larger than the total number of people tested.**

Reporting lab	Inconclusive	Negative	Positive	Percent positive	Total
LAWTON CHILES HEALTH CENTER			2	100%	2
JOHNSON CITY MEDICAL CENTER		1	1	50%	2
ACHS		2			2
CENTRA CARE HUNTER'S CREEK			2	100%	2
AMEERAH LABS			2	100%	2
ADVENT HEALTH SEBRING			2	100%	2
TREASURE COAST COMMUNITY HEALTH			2	100%	2
ATLANTIS URGENT CARE			2	100%	2
GEORGIA DEPARTMENT OF PUBLIC HEALTH			2	100%	2
FLORIDA HOSPITAL			2	100%	2
MEMORIAL SLOAN KETTERING CANCER CENTER		1	1	50%	2
ALABAMA DEPARTMENT OF PUBLIC HEALTH			2	100%	2
JACKSON LABORATORY OF GENOMIC MEDICINE		2			2
CLINICAL PATHOLOGY LABS		1	1	50%	2
MARINER'S HOSPITAL			2	100%	2
BAY CARE			2	100%	2
CELERION			2	100%	2
ALTRU DIAGNOSTICS INC			2	100%	2
MARSHALL MEDICAL CENTER SOUTH LAB		2			2
ST. JOSEPH REGIONAL MEDICAL CENTER			2	100%	2
PREMIER LABORATORY SERVICES, LLC			2	100%	2
COASTAL LABORATORIES			2	100%	2
ST PETERSBURG PEDIATRICS-EAST BAY			2	100%	2
NEW YORK STATE ELR - AUBURN COMMUNITY HOSPITAL		2			2
NEW YORK STATE DEPARTMENT OF HEALTH		1	1	50%	2
PPD			2	100%	2
ST. MARYS MEDICAL CENTER			2	100%	2
SOUTH GEORGIA MEDICAL CENTER			2	100%	2
UC CORAL GABLES			2	100%	2
OKLAHOMA STATE DEPARTMENT OF HEALTH-PUBLIC HEALTH LABORATORY			2	100%	2
SIGNATURE CARE PFLUGERVILLE			2	100%	2
X-GENE MOLECULAR LABS			2	100%	2
BAYFRONT HEALTH PUNTA GORDA			2	100%	2
COLLIER COUNTY HEALTH DEPT.			2	100%	2
NORTH FLORIDA/SOUTH GEORGA VETERANS HEALTH SYSTEM			2	100%	2
OHIO STATE UNIVERSITY WEXNER MEDICAL CENTER			2	100%	2
FCHC (OB)-DARWIN SQUARE CTR.			2	100%	2
GALEN BAYLOR EXTENSION		2			2
DEACONESS HOSPITAL			2	100%	2
WALGREENS #5317		2			2
UNIVERSITY HOSPITAL OF BROOKLYN		2			2
VIRTUA MEMORIAL HOSPITAL BURLINGTON COUNTY			2	100%	2
Cleveland Clinic Weston			2	100%	2
UNIVERSITY HOSPITAL			2	100%	2
UCLA HEALTHCARE CLINICAL LABS			1	100%	1
ST. MARY MEDICAL CENTER		1			1
VIGILINT HEALTHCARE		1			1

COVID-19: testing by laboratory

Data through Jul 20, 2020 verified as of Jul 21, 2020 at 09:25 AM

Data in this report are provisional and subject to change.

The numbers in the table below represent the number for whom test results were received by the Department of Health. A person can be tested by more than one laboratory and can have both positive and negative results. **Therefore, the sum of the numbers in each column will be larger than the total number of people tested.**

Reporting lab	Inconclusive	Negative	Positive	Percent positive	Total
COLORADO DEPARTMENT OF HEALTH LABORATORY SERVICES DIVISION			1	100%	1
ST. LUKE'S HOSPITAL - BETHLEHEM CAMPUS		1			1
YORK HOSPITAL - LABORATORY			1	100%	1
COMPUNET CLINICAL LAB			1	100%	1
ST. LUCIE COUNTY HEALTH DEPARTMENT		1			1
SENTARA NORFOLK GENERAL HOSPITAL CENTRAL LAB			1	100%	1
UK HEALTHCARE			1	100%	1
CQUENTIA NGS, LLC			1	100%	1
SUNY AT STONY BROOK			1	100%	1
MEDICAL CENTER ENTERPRISE			1	100%	1
WASHINGTON STATE DEPARTMENT OF HEALTH PUBLIC HEALTH LABORATORIES			1	100%	1
WELLINGTON WEST 100176			1	100%	1
AFFILIATED LABORATORIES INC			1	100%	1
SOUTHWEST REGIONAL PCR LABORATORY			1	100%	1
MEDONE URGENT CARE			1	100%	1
ADVENTIST HINSDALE HOSPITAL LABORATORY			1	100%	1
WEST PACIFIC MEDICAL LABORATORY			1	100%	1
UNITED CLINICAL LABORATORIES			1	100%	1
URGENT CARE WEST CLINIC			1	100%	1
UC SAN DIEGO HEALTH			1	100%	1
MIAMI CANCER INSTITUTE			1	100%	1
ALLIANCE LABORATORY SERVICES			1	100%	1
VRL EUROFINIS			1	100%	1
ST CHARLES HOSPITAL LABORATORY		1			1
REDITUS LABORATORIES			1	100%	1
US LABORATORIES			1	100%	1
ALLIANCE LABS @LRMC			1	100%	1
VITAE DIAGNOSTICS			1	100%	1
Viracor Eurofins			1	100%	1
VIDANT MEDICAL CENTER			1	100%	1
TEN HEALTHCARE			1	100%	1
ALVERNO CLINICAL LABORATORIES			1	100%	1
WEST VIRGINIA UNIVERSITY HOSPITALS			1	100%	1
ST. JOSEPH'S HOSPITAL NORTH			1	100%	1
NORTHSHORE UNIVERSITY HEALTHSYSTEM EVANSTON HOSPITAL LAB			1	100%	1
WILMINGTON VA MEDICAL CENTER			1	100%	1
UNIVERSITY OF KANSAS MEDICAL CENTER			1	100%	1
UNK			1	100%	1
UNIVERSITY OF FLORIDA			1	100%	1
UF KANAPAHA LAB BEAKER		1			1
PEDIATRIC HEALTHCARE ALLIANCE			1	100%	1
VALLEY HOSPITAL MEDICAL CENTER		1			1
THE UNIVERSITY OF VERMONT MEDICAL CENTER		1			1
PRISMA HEALTH TUOMEY LABORATORY			1	100%	1
UT MEMPHIS UNIVERSITY HEALTH SERVICES			1	100%	1
THOMAS LANGLEY			1	100%	1
BARDMOOR LABORATORY			1	100%	1

COVID-19: testing by laboratory

Data through Jul 20, 2020 verified as of Jul 21, 2020 at 09:25 AM

Data in this report are provisional and subject to change.

The numbers in the table below represent the number for whom test results were received by the Department of Health. A person can be tested by more than one laboratory and can have both positive and negative results. **Therefore, the sum of the numbers in each column will be larger than the total number of people tested.**

Reporting lab	Inconclusive	Negative	Positive	Percent positive	Total
PERDIDO URGENT CARE			1	100%	1
NEW YORK CITY DEPARTMENT OF HEALTH			1	100%	1
PARKWAY REGIONAL MEDICAL CENTER LAB			1	100%	1
UNIVERSITY LAB			1	100%	1
WARD MEMORIAL HOSPITAL		1			1
SPARROW CENTRAL LAB			1	100%	1
ARNOLD PALMER HOSPITAL LABORATORY			1	100%	1
ARKANSAS DEPARTMENT OF HEALTH			1	100%	1
SACRED HEART MEDICAL GROUP			1	100%	1
NEW YORK STATE ELR - COLUMBIA MEMORIAL HOSPITAL LABORATORY		1			1
NEW YORK STATE ELR - NEW YORK CITY DEPARTMENT OF HEALTH & MENTAL		1			1
NORTH RIVER FAMILY HEALTH CENTER			1	100%	1
QUEST - HOUSTON LAB			1	100%	1
WESLEY CHAPEL INTERNAL MEDICINE AND PEDIATRICS			1	100%	1
VA GREATER LOS ANGELES HEALTH CARE SYSTEM			1	100%	1
OHIO DEPARTMENT OF HEALTH			1	100%	1
VA HOSPITAL			1	100%	1
NORTH CAROLINA STATE LABORATORY OF PUBLIC HEALTH, SPECTRUM LAB NETWORK			1	100%	1
VERMONT DEPARTMENT OF HEALTH LABORATORY		1			1
FLORIDA DEPARTMENT OF HEALTH PALM BEACH COUNTY			1	100%	1
LAB CORP PHOENIX			1	100%	1
GIFFORD MEMORIAL HOSPITAL		1			1
ACCESS HEALTH CARE			1	100%	1
LABCORP KANSAS CITY			1	100%	1
FLORIDA CLINICAL LABORATORY - BIOREFERENCE LABORATORIES			1	100%	1
LAKWOOD RANCH ER 24/7			1	100%	1
LEGACY LABORATORY			1	100%	1
KANSAS DEPARTMENT OF HEALTH			1	100%	1
LABCORP - ORLANDO		1			1
HIGHLANDS MEDICAL CENTER		1			1
JOHNS HOPKINS MEDICAL LABS			1	100%	1
DELAWARE DIAGNOSTICS LABS			1	100%	1
AIM LABORATORIES			1	100%	1
ACCESSLAB		1			1
BAYCARE ALLIANT HOSPITAL			1	100%	1
ACCESS HEALTH CARE PHYSICIANS			1	100%	1
AFC URGENT CARE			1	100%	1
AMERICAN MEDICAL LABORATORIES			1	100%	1
LABCORP-PORT ST.LUCIE		1			1
CATHOLIC HEALTH SYSTEM DEPT LABORATORY		1			1
CONEY ISLAND HOSPITAL		1			1
BAYCARE OUTREACH LAB			1	100%	1
BLOOD SYSTEMS LABORATORIES			1	100%	1
BLOUNT MEMORIAL HOSPITAL		1			1
ROBERT WOOD JOHNSON HOSPITAL			1	100%	1
SKY RIDGE MEDICAL CENTER - MICRO			1	100%	1
INTERMOUNTAIN CENTRAL LAB			1	100%	1

COVID-19: testing by laboratory

Data through Jul 20, 2020 verified as of Jul 21, 2020 at 09:25 AM

Data in this report are provisional and subject to change.

The numbers in the table below represent the number for whom test results were received by the Department of Health. A person can be tested by more than one laboratory and can have both positive and negative results. **Therefore, the sum of the numbers in each column will be larger than the total number of people tested.**

Reporting lab	Inconclusive	Negative	Positive	Percent positive	Total
PRORENATA LABS			1	100%	1
HARLEM HOSPITAL CENTER		1			1
RIVIERA BEACH HEALTH CENTER LAB			1	100%	1
FLORIDA HOSPITAL KISSIMMEE			1	100%	1
TEXAS DEPARTMENT OF STATE HEALTH SERVICES			1	100%	1
THE HEART HOSPITAL BAYLOR PLANO			1	100%	1
SOUTHEAST GEORGIA HEALTH SYSTEM			1	100%	1
ST FRANCIS			1	100%	1
State Lab Unspecifd			1	100%	1
HEART OF FLORIDA HMA			1	100%	1
MANATEE PEDIATRICS			1	100%	1
MEDICAL CLINIC OF HOUSTON			1	100%	1
MEDSTAR HARBOR HOSPITAL			1	100%	1
MARION COUNTY HEALTH DEPARTMENT			1	100%	1
JEFFERSON COUNTY HEALTH DEPARTMENT-MONTICELLO		1			1
LAKEVIEW REGIONAL HOSPITAL			1	100%	1
MONTEFIORE NYACK HOSPITAL AFFILIATED LABORATORY		1			1
MUNSON MEDICAL CENTER			1	100%	1
HIGHLANDS CLINICAL LABORATORY			1	100%	1
MEMORIAL HERMANN CONSOLIDATED LABORATORY SERVICES			1	100%	1
MINUTECLINIC DIAGNOSTIC			1	100%	1
MONROE COUNTY HOSPITAL		1			1
MHS LAB		1			1
DUKE HEALTH REGIONAL HOSPITAL			1	100%	1
HANCOCK REGIONAL HOSPITAL		1			1
FALMOUTH BY THE SEA			1	100%	1
CENTRA CARE - LAKE NONA			1	100%	1
CLEVELAND CLINIC OHIO LABORATORIES			1	100%	1
DHEC - S.C PUBLIC HEALTH LAB			1	100%	1
HARTFORD HOSPITAL ANCILLARY LAB		1			1
JOHN HOPKINS MEDICAL LABORATORIES		1			1
JOHNS HOPKINS MEDICAL LABORATORIES			1	100%	1
FLORIDA DEPARTMENT OF HEALTH IN MIAMI DADE COUNTY			1	100%	1
BAYCARE MEDICAL GROUP INC			1	100%	1
DALLAS MEDICAL CENTER			1	100%	1
BMC/JACSONVILLE		1			1
LABCORP - LEESBURG			1	100%	1
LABCORP HOUSTON			1	100%	1
LEESBURG FAMILY MEDICINE		1			1
ECLRS			1	100%	1
HAWAII DEPARTMENT OF HEALTH LAB			1	100%	1
HELIX DIAGNOSTICS			1	100%	1
CAROMONT HEALTH			1	100%	1
BERKSHIRE MEDICAL CENTER			1	100%	1
BOZEMAN HEALTH DEACONESS HOSPITAL		1			1
LOYOLA UNIVERSITY MEDICAL CENTER LABORATORY			1	100%	1
MINUTECLINIC DIAGNOSTIC OF TEXAS, LLC		1			1

COVID-19: testing by laboratory

Data through Jul 20, 2020 verified as of Jul 21, 2020 at 09:25 AM

Data in this report are provisional and subject to change.

The numbers in the table below represent the number for whom test results were received by the Department of Health. A person can be tested by more than one laboratory and can have both positive and negative results. **Therefore, the sum of the numbers in each column will be larger than the total number of people tested.**

Reporting lab	Inconclusive	Negative	Positive	Percent positive	Total
AMD			1	100%	1
DOCTORS CLINICAL LABORATORY, INC			1	100%	1
BIODORON LABORATORIES			1	100%	1
GENETRAIT LABORATORIES			1	100%	1
BEAUMONT HOSPITAL, GROSSE POINTE			1	100%	1
CHARLOTTE CHD PORT CHARLOTTE		1			1
COMMONWEALTH OF MASSACHUSETTS			1	100%	1
INTERMOUNTAIN MEDICAL CENTER			1	100%	1
LABCORP-CRYSTAL RIVER			1	100%	1
Lourdes Hospital			1	100%	1
GRAND VIEW HOSPITAL			1	100%	1
HEALTH FIRST IBM-UX			1	100%	1
INDIAN RIVER CLINICAL LABORATORY, INC.		1			1
BEAUFORT MEMORIAL			1	100%	1
LABCORP SOUTH CHARLESTON			1	100%	1
LEGACY LABORATORY SERVICES			1	100%	1
MARINA DEL REY HOSPITAL LAB			1	100%	1
BAY CARE LAB SERVICES/ST. ANTHONY'S HOSPITAL			1	100%	1
LABCORP - HOLLYWOOD			1	100%	1
LABCORP LAFAYETTE		1			1
BAPTIST HEALTH MEDICAL CENTER			1	100%	1
APS-SUMMIT CARE PHARMACY, LLC DBA OMNICARE		1			1
CHATSWORTH ASSISTED LIVING COMMUNITY AT PGA NATIONAL			1	100%	1
MARYLAND DEPARTMENT OF HEALTH AND MENTAL HYGIENE			1	100%	1
MD NOW URGENT CARE CENTER INC.			1	100%	1
MEMORIAL HEALTH UNIVERSITY MEDICAL CENTER			1	100%	1
NOT GIVEN			1	100%	1
JRS LABORATORY			1	100%	1
PEDIATRIC ASSOCIATES - JACKSONVILLE			1	100%	1
CFCH - FROSTPROOF			1	100%	1
NORTH BROWARD MEDICAL CENTER			1	100%	1
NORTHERN WESTCHESTER HOSPITAL LABORATORY		1			1
QUEST DIAGNOSTIC INC TECHINICAL			1	100%	1
QUEST DIAGNOSTICS-OCALA-SE 3RD		1			1
REGIONAL MEDICAL LABORATORY			1	100%	1
PHELPS HOSPITAL LABORATORY		1			1
CENTRA CARE - WATERFORD LAKES			1	100%	1
CELEBRATION HOSPITAL			1	100%	1
NAVAL BRANCH MEDICAL CLINIC			1	100%	1
UTMB PATHOLOGY CLINICAL SERVICES LABORATORY			1	100%	1
VIRACOR			1	100%	1
WATAUGA MEDICAL CENTER			1	100%	1
TRINITAS REGIONAL MEDICAL CENTER			1	100%	1
UNITED HEALTHCARE			1	100%	1
UNIVERSITY OF MISSOURI HEALTH CARE			1	100%	1
LATE HOURS URGENT CARE			1	100%	1
MAGNOLIA ADULT, LLC			1	100%	1

COVID-19: testing by laboratory

Data through Jul 20, 2020 verified as of Jul 21, 2020 at 09:25 AM

Data in this report are provisional and subject to change.

The numbers in the table below represent the number for whom test results were received by the Department of Health. A person can be tested by more than one laboratory and can have both positive and negative results. **Therefore, the sum of the numbers in each column will be larger than the total number of people tested.**

Reporting lab	Inconclusive	Negative	Positive	Percent positive	Total
MIDMICHIGAN MEDICAL CENTER			1	100%	1
WELLOW URGENT CARE		1			1
XPRESS WELLNESS URGENT CARE			1	100%	1
LARKIN COMMUNITY HOSPITAL INC DBA CARDIOTROPIC		1			1
SPRING HILL REGIONAL HOSPITAL			1	100%	1
EXCEL URGENT CARE OF NJ			1	100%	1
SUNY UPSTATE MEDICAL UNIVERSITY			1	100%	1
SCIONLAB SERVICES LLC			1	100%	1
SMITH KLINE			1	100%	1
SONIC REFERENCE LABORATORY			1	100%	1
DOCS URGENT CARE			1	100%	1
BAYCARE MEDICAL GROUP			1	100%	1
WOLFSON (USE BAPTIST)			1	100%	1
THE CHILDREN'S HOSPITAL OF PHILADELPHIA		1			1
UNKNOWN - MI			1	100%	1
UW HOSPITAL AND CLINICS			1	100%	1
BAYFRONT HEALTH PORT CHARLOTTE			1	100%	1
WILLIAM A HINTON STATE LABORATORY INSTITUTE			1	100%	1
HEALTH NETWORK LABORATORIES		1			1
NEW YORK STATE ELR - MONTEFIORE MEDICAL CENTER LABORATORIES - WEILER			1	100%	1
REMISE OCCUPATIONAL HEALTH SOLUTIONS INC			1	100%	1
SANFORD SOUTH UNIVERSITY		1			1
ST JOSEPHS CHILDRENS HOSPITAL OUTREACH			1	100%	1
NORTHWEST FL COMM HOSP			1	100%	1
OHIO STATE UNIVERSITY MEDICAL CENTER			1	100%	1
ONEIDA HEALTHCARE CENTER		1			1
NEW YORK STATE ELR - NEW YORK PRESBYTERIAN-LOWER MANHATTAN		1			1
CALIFORNIA PUBLIC HEALTH LABORATORY			1	100%	1
NORTHSIDE HOSPITAL DULUTH			1	100%	1
TANNER MEDICAL CENTER EAST AL		1			1
SANFORD REGIONAL HOSPITAL WORTHINGTON		1			1
STANLY REGIONAL MEDICAL CENTER			1	100%	1
TAMIAMI LAB MILLENIUM			1	100%	1
ONSLow MEMORIAL HOSPITAL LABORATORY		1			1
DSI LABORATORIES-NAPLES-7TH			1	100%	1
HOLY NAME MEDICAL CENTER		1			1
UAB			1	100%	1
MISSOURI DEPARTMENT OF HEALTH AND SENIOR SERVICES - STATE PH LAB		1			1
NORTH FLORIDA PEDIATRICS-LAKE CITY			1	100%	1
TAMPA		1			1
HARDIN MEMORIAL HOSPITAL - HEARTLAND PATHOLOGY CONSULTANTS			1	100%	1
TIMPANOGOS REGIONAL HOSPITAL			1	100%	1
NORTH NAPLES HOSPITAL RESPIRATORY THERAPY DEPARTMENT			1	100%	1
MALABAR/ADVENT CENTRA CARE			1	100%	1
MID FLORIDA CLINICAL LABORATORY			1	100%	1
KENTUCKY CABINET FOR HEALTH AND FAMILY SERVICES			1	100%	1
TIEHH BIOTERRORISM RESPONSE LAB			1	100%	1

COVID-19: testing by laboratory

Data through Jul 20, 2020 verified as of Jul 21, 2020 at 09:25 AM

Data in this report are provisional and subject to change.

The numbers in the table below represent the number for whom test results were received by the Department of Health. A person can be tested by more than one laboratory and can have both positive and negative results. **Therefore, the sum of the numbers in each column will be larger than the total number of people tested.**

Reporting lab	Inconclusive	Negative	Positive	Percent positive	Total
TRUMAN MEDICAL CENTER - HOSPITAL HILL			1	100%	1
FLORIDA HEALTH CARE PLANS			1	100%	1
NEW YORK STATE ELR - BELLEVUE HOSPITAL CENTER DEPARTMENT		1			1
NEW YORK STATE ELR - GLENS FALLS HOSPITAL DEPARTMENT OF PATHOLOGY		1			1
HOUSTON HEALTH DEPARTMENT - BUREAU OF LABORATORY SERVICES			1	100%	1
EDGAR PRICE FAMILY & CHILDREN HEALTHCARE CENTER			1	100%	1
NAVAL HOSPITAL OF JACKSONVILLE			1	100%	1
KETTERING MEDICAL CENTER			1	100%	1
FLORIDA HOSPITAL ALTAMONTE			1	100%	1
PROGENESIS INC			1	100%	1
QUEST ELR		1			1
Mt Sinai Aventura			1	100%	1
NADAL PEDIATRICS - VICTORIA STREET (3385)			1	100%	1
LABCORP - LADY LAKE			1	100%	1
BAPTIST ER TOWN CTR			1	100%	1
AZALEA HEALTH			1	100%	1
TALLAHASSEE MEMORIAL HOSPITAL/MICROBIOLOGY LAB			1	100%	1
RIVERVIEW REGIONAL MEDICAL CENTER		1			1
SCIENCE CARE			1	100%	1
SHANDS AT LAKE SHORE LAB			1	100%	1
MONTANA DEPARTMENT OF PUBLIC HEALTH & HUMAN SERVICES			1	100%	1
DICKERT			1	100%	1
CBC LAB			1	100%	1
RICHMOND UNIVERSITY MEDICAL CENTER			1	100%	1
PEACHEALTH LABORATORIES		1			1
PHYSICIANS STAT			1	100%	1
PIEDMONT HOSPITAL LAB			1	100%	1
ST VINCENT'S CHILTON		1			1
TUFTS MEDICAL CENTER			1	100%	1
FORT SANDERS REGIONAL LABORATORY		1			1
RIVERSIDE METHODIST HOSPITAL LAB			1	100%	1
CAROLINAS HEALTHCARE SYSTEM LAB			1	100%	1
SHARP MEMORIAL HOSPITAL MICROBIOLOGY DEPT			1	100%	1
Total	12,350	3,439,642	460,918	12%	3,912,910