

# COVID-19: summary of persons being monitored, persons tested, and cases

Data through Jul 18, 2020 verified as of Jul 19, 2020 at 08:55 AM

Data in this report are provisional and subject to change.

Monitored persons: people the Florida Department of Health was notified of for possible monitoring because they are a contact of a case, traveled from China, or were identified by the Centers for Disease Control and Prevention (CDC) as a part of an airline/ship contact investigation

<b>Total reports</b>	<b>111,985</b>
Total persons of high, medium, or unknown risk	<b>108,300</b>
High/medium/unknown risk still being monitored	<b>15,151</b>

Persons tested: Includes PCR and antigen test results received by the Department of Health from the state public health laboratory (BPHL), as well as commercial and hospital laboratories

<b>Total tested</b>	<b>3,006,290</b>
Positive	<b>350,047</b>
Negative	<b>2,652,594</b>
Inconclusive	<b>3,649</b>
Awaiting testing	<b>2,406</b>

Cases: people with positive PCR or antigen test result

<b>Total cases</b>	<b>350,047</b>
Florida residents	<b>345,612</b>
Non-Florida residents	<b>4,435</b>

<b>Type of testing</b>	
Florida residents	<b>345,612</b>
Positive by BPHL/CDC	<b>12,062</b>
Positive by commercial/hospital lab	<b>333,550</b>
Non-Florida residents	
Positive by BPHL/CDC	<b>177</b>
Positive by commercial/hospital lab	<b>4,258</b>

<b>Characteristics</b>	
Florida residents hospitalized	<b>20,971</b>
Florida resident deaths	<b>4,982</b>
Change in deaths since previous report	<b>+87</b>
Non-Florida resident deaths	<b>109</b>

Hospitalized counts include anyone who was hospitalized at some point during their illness. It does not reflect the number of people currently hospitalized.

More information on deaths identified through death certificate data is available on the National Center for Health Statistics website at [www.cdc.gov/nchs/nvss/vsrr/COVID19/index.htm](http://www.cdc.gov/nchs/nvss/vsrr/COVID19/index.htm).

<b>Risk factors for Florida residents</b>	
Traveled	<b>3,128</b>
Contact with a known case	<b>90,799</b>
Traveled and contact with a known case	<b>3,061</b>
Neither	<b>248,624</b>
No travel and no contact	<b>33,739</b>
Travel is unknown	<b>179,319</b>
Contact is unknown	<b>54,847</b>
Contact is pending	<b>155,866</b>

Travel can be unknown and contact can be unknown or pending for the same case, these numbers will sum to more than the "neither" total.

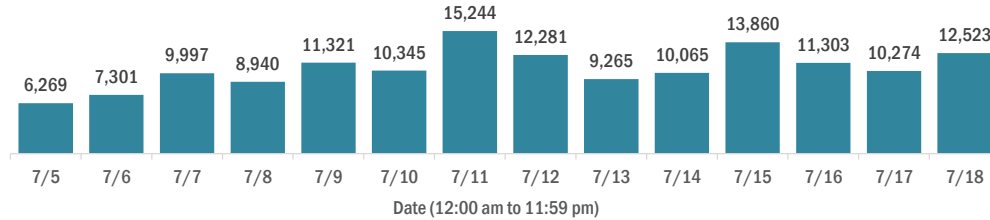
# COVID-19: cases and laboratory testing over time

Data through Jul 18, 2020 verified as of Jul 19, 2020 at 08:55 AM

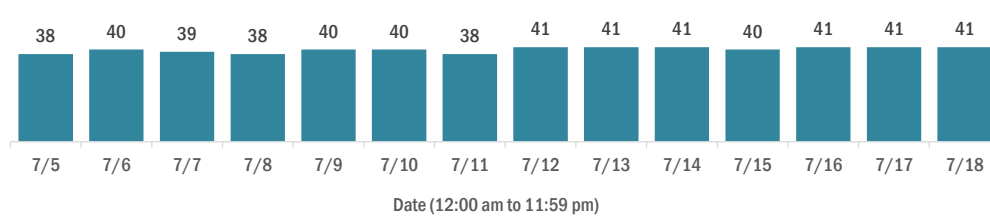
Data in this report are provisional and subject to change.

## Cases in Florida residents per day for the past 2 weeks

Number of cases per day



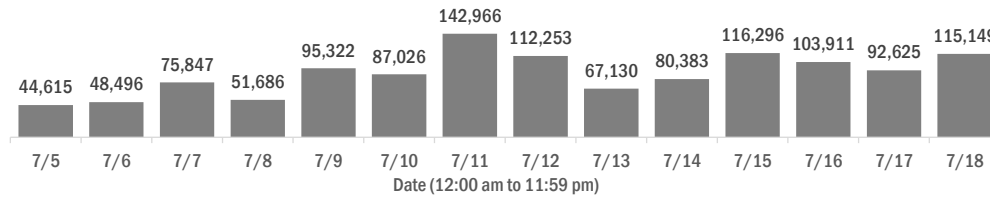
Median age of cases by day



## Laboratory testing for Florida residents and non-Florida residents over the past 2 weeks

Number of people tested per day

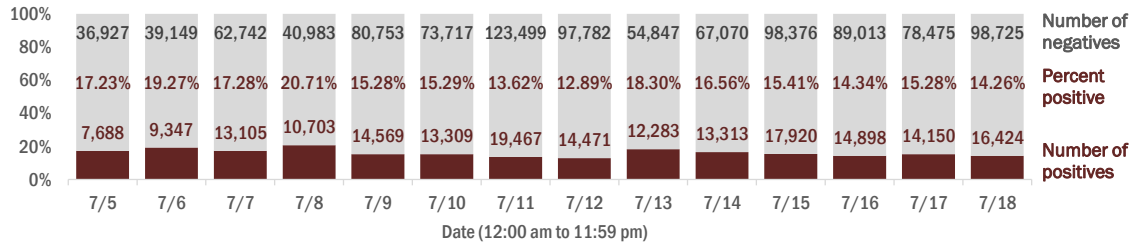
These counts include the number of people for whom the department received PCR or antigen laboratory results by day. People tested on multiple days will be included for each day a new result was received. A person is only counted once for each day they are tested, regardless of whether multiple specimens are tested or multiple results are received.



Number and percent of positive labs

The percent of positive results ranged from 12.89% to 20.71% over the past 2 weeks and was 14.26% yesterday.

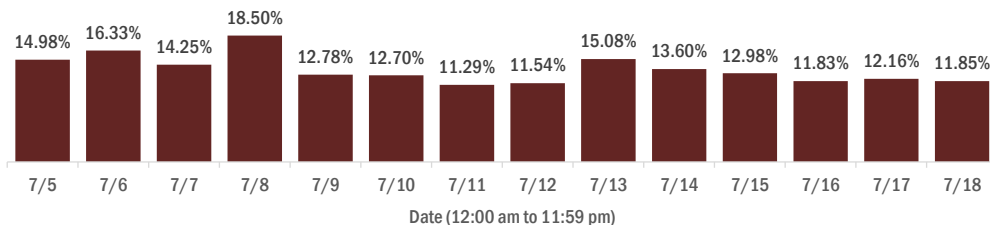
These counts include the number of people for whom the department received PCR or antigen laboratory results by day. People tested on multiple days will be included for each day a new result was received. A person is only counted once for each day they are tested, regardless of whether multiple specimens are tested or multiple results are received. If a person has a positive specimen and a negative specimen in the same day, only the positive result is counted.



Percent positivity for new cases

The percent of positive results ranged from 11.29% to 18.50% over the past 2 weeks and was 11.85% yesterday.

This percent is the number of people who test PCR- or antigen-positive for the first time divided by all the people tested that day, excluding people who have previously tested positive.



# COVID-19: characteristics of 345,612 Florida resident cases

Data through Jul 18, 2020 verified as of Jul 19, 2020 at 08:55 AM

Data in this report are provisional and subject to change.

Age group	Cases	Hospitalizations	Deaths
0-4 years	5,583   2%	103   0%	0   0%
5-14 years	12,338   4%	78   0%	2   0%
15-24 years	54,815   16%	503   2%	12   0%
25-34 years	70,030   20%	1,315   6%	34   1%
35-44 years	56,723   16%	1,944   9%	106   2%
45-54 years	54,200   16%	2,769   13%	209   4%
55-64 years	43,194   12%	3,706   18%	486   10%
65-74 years	25,084   7%	4,022   19%	1,000   20%
75-84 years	14,481   4%	3,712   18%	1,412   28%
85+ years	8,526   2%	2,819   13%	1,721   35%
Unknown	638   0%	0   0%	0   0%
<b>Total</b>	<b>345,612</b>	<b>20,971</b>	<b>4,982</b>

Gender	Cases
Female	176,375   51%
Male	166,798   48%
Unknown	2,439   1%
<b>Total</b>	<b>345,612</b>

Ethnicity	Cases	Hospitalizations	Deaths
Hispanic	86,224   25%	6,886   33%	1,286   26%
Non-Hispanic	111,819   32%	12,817   61%	3,276   66%
Unknown	147,569   43%	1,268   6%	420   8%
<b>Total</b>	<b>345,612</b>	<b>20,971</b>	<b>4,982</b>

Race and ethnicity	Cases	Hospitalizations	Deaths
White	130,962   38%	12,552   60%	3,384   68%
Hispanic	58,635   17%	5,005   24%	1,039   21%
Non-Hispanic	59,543   17%	7,089   34%	2,176   44%
Unknown	12,784   4%	458   2%	169   3%
Black	51,013   15%	5,312   25%	1,014   20%
Hispanic	2,354   1%	260   1%	33   1%
Non-Hispanic	41,950   12%	4,912   23%	945   19%
Unknown	6,709   2%	140   1%	36   1%
Other race	29,596   9%	2,350   11%	359   7%
Hispanic	16,206   5%	1,469   7%	185   4%
Non-Hispanic	7,832   2%	757   4%	137   3%
Unknown	5,558   2%	124   1%	37   1%
Unknown race	134,041   39%	757   4%	225   5%
Hispanic	9,029   3%	152   1%	29   1%
Non-Hispanic	2,494   1%	59   0%	18   0%
Unknown	122,518   35%	546   3%	178   4%
<b>Total</b>	<b>345,612</b>	<b>20,971</b>	<b>4,982</b>

**Hospitalization** counts include anyone who was hospitalized at some point during their illness. It does not reflect the number of people currently hospitalized. **Other race** includes any person with a race of American Indian/Alaskan native, Asian, native Hawaiian/Pacific Islander, or other.

# COVID-19: deaths in Florida residents and staff of long-term care facilities

Data through Jul 18, 2020 verified as of Jul 19, 2020 at 08:55 AM

Data in this report are provisional and subject to change.

For current cases in residents or staff of long-term care facilities, please visit: <https://floridahealthcovid19.gov/>

County	Deaths		County	Deaths		County	Deaths	
Dade	575	24%	Orange	14	1%	Citrus	1	0%
Palm Beach	280	12%	Indian River	13	1%	Desoto	1	0%
Pinellas	221	9%	Washington	12	1%	Hardee	1	0%
Broward	175	7%	Alachua	10	0%	Holmes	1	0%
Lee	144	6%	Marion	10	0%	Levy	1	0%
Hillsborough	131	6%	Osceola	10	0%	Monroe	1	0%
Polk	99	4%	Walton	10	0%	Nassau	1	0%
Manatee	91	4%	Jackson	8	0%	Okeechobee	1	0%
Sarasota	67	3%	Lake	8	0%	St. Johns	1	0%
Charlotte	51	2%	Calhoun	6	0%	Taylor	1	0%
Volusia	51	2%	Gadsden	6	0%	<b>Total</b>	<b>2,370</b>	
Collier	47	2%	Okaloosa	5	0%			
St. Lucie	47	2%	Hernando	4	0%			
Duval	45	2%	Jefferson	4	0%			
Escambia	42	2%	Leon	4	0%			
Seminole	28	1%	Baker	3	0%			
Clay	26	1%	Madison	3	0%			
Martin	26	1%	Putnam	3	0%			
Pasco	20	1%	Bradford	2	0%			
Suwannee	20	1%	Columbia	2	0%			
Hendry	18	1%	Santa Rosa	2	0%			
Brevard	15	1%	Sumter	2	0%			

**Note:** cases are summarized by the county of usual residence. Residents and staff may be cases associated with facilities that are not in their county of usual residence, resulting in cases being included below for counties that do not have facilities with known cases.

# COVID-19: characteristics of 350,047 cases

Data through Jul 18, 2020 verified as of Jul 19, 2020 at 08:55 AM

Data in this report are provisional and subject to change.

Tables below include cases in Florida residents and non-Florida residents.

All 67 Florida counties have cases:

County	FL resident		Non-FL resident	Total
Dade	83,489	24%	749	84,238
Broward	38,839	11%	442	39,281
Palm Beach	25,539	7%	246	25,785
Hillsborough	23,592	7%	114	23,706
Orange	22,923	7%	336	23,259
Duval	16,361	5%	185	16,546
Pinellas	13,381	4%	101	13,482
Lee	12,440	4%	271	12,711
Polk	9,489	3%	35	9,524
Collier	7,715	2%	100	7,815
Manatee	6,497	2%	72	6,569
Osceola	5,938	2%	72	6,010
Escambia	5,082	1%	683	5,765
Seminole	5,308	2%	21	5,329
Volusia	5,146	1%	42	5,188
Pasco	4,918	1%	25	4,943
Sarasota	4,197	1%	48	4,245
Brevard	4,204	1%	18	4,222
St. Lucie	3,610	1%	17	3,627
Lake	3,319	1%	24	3,343
Martin	3,089	1%	19	3,108
Leon	2,946	1%	59	3,005
Alachua	2,577	1%	42	2,619
St. Johns	2,405	1%	26	2,431
Marion	2,416	1%	7	2,423
Clay	2,076	1%	7	2,083
Bay	1,945	1%	55	2,000
Santa Rosa	1,897	1%	12	1,909
Okaloosa	1,793	1%	20	1,813
Indian River	1,573	0%	12	1,585
Charlotte	1,425	0%	6	1,431
Hendry	1,355	0%		1,355
Columbia	1,239	0%	6	1,245
Hernando	1,167	0%	12	1,179
Desoto	1,066	0%	1	1,067

County	FL resident		Non-FL resident	Total
Putnam	962	0%		962
Suwannee	865	0%	17	882
Monroe	835	0%	24	859
Jackson	819	0%	12	831
Sumter	820	0%	7	827
Gadsden	802	0%	6	808
Citrus	794	0%	2	796
Walton	715	0%	76	791
Highlands	762	0%	3	765
Nassau	719	0%	26	745
Hardee	700	0%	6	706
Okeechobee	648	0%	3	651
Flagler	641	0%	9	650
Hamilton	506	0%	3	509
Madison	437	0%	7	444
Unknown	73	0%	314	387
Levy	355	0%	3	358
Holmes	295	0%	8	303
Liberty	303	0%		303
Washington	292	0%	5	297
Glades	281	0%		281
Wakulla	276	0%	3	279
Baker	231	0%	1	232
Calhoun	222	0%		222
Gilchrist	217	0%		217
Taylor	204	0%	2	206
Bradford	190	0%		190
Dixie	179	0%		179
Union	142	0%		142
Gulf	134	0%	7	141
Jefferson	109	0%	4	113
Lafayette	73	0%		73
Franklin	55	0%	1	56
State-Call Center			1	1
<b>Total</b>	<b>345,612</b>		<b>4,435</b>	<b>350,047</b>

# COVID-19: characteristics of 345,612 Florida resident cases

Data through Jul 18, 2020 verified as of Jul 19, 2020 at 08:55 AM

Data in this report are provisional and subject to change.

The table below includes the cities and counties of residence for cases in Florida residents based on the patient's ZIP Code. Note that city is not always received as part of the initial notification and may be missing while the case is being investigated.

City and county	Cases
Miami, Dade	52,087
Orlando, Orange	17,441
Jacksonville, Duval	15,196
Tampa, Hillsborough	14,459
Hialeah, Dade	11,757
Fort Lauderdale, Broward	9,075
Hollywood, Broward	7,639
West Palm Beach, Palm Beach	6,241
Saint Petersburg, Pinellas	5,828
Homestead, Dade	5,715
Naples, Collier	5,325
Fort Myers, Lee	5,301
Kissimmee, Osceola	4,845
Pompano Beach, Broward	4,729
Pensacola, Escambia	4,467
Bradenton, Manatee	4,445
Lake Worth, Palm Beach	3,588
Boca Raton, Palm Beach	3,211
Sarasota, Sarasota	3,193
Tallahassee, Leon	2,890
Lakeland, Polk	2,888
Cape Coral, Lee	2,749
Clearwater, Pinellas	2,524
Miami Beach, Dade	2,522
Lehigh Acres, Lee	2,480
Miramar, Broward	2,388
Boynton Beach, Palm Beach	2,241
Port Saint Lucie, St. Lucie	2,198
Miami Gardens, Dade	2,189
Gainesville, Alachua	2,126
Winter Haven, Polk	2,010
Immokalee, Collier	1,905
Ocala, Marion	1,742
Delray Beach, Palm Beach	1,712
Opa Locka, Dade	1,688
Brandon, Hillsborough	1,654
Coral Springs, Broward	1,561
Stuart, Martin	1,542
Riverview, Hillsborough	1,427
Largo, Pinellas	1,386
Panama City, Bay	1,341
Plant City, Hillsborough	1,334
Apopka, Orange	1,320
Missing, Broward	1,301
Fort Pierce, St. Lucie	1,294
Jupiter, Palm Beach	1,272
Sunrise, Broward	1,266
Davie, Broward	1,262
North Miami Beach, Dade	1,257
Melbourne, Brevard	1,246
Sanford, Seminole	1,245
Lake Worth Beach, Palm Beach	1,215
Saint Augustine, St. Johns	1,197
Lake City, Columbia	1,185
Doral, Dade	1,172
Deerfield Beach, Broward	1,165
New Port Richey, Pasco	1,163
Daytona Beach, Volusia	1,083

# COVID-19: characteristics of 345,612 Florida resident cases

Data through Jul 18, 2020 verified as of Jul 19, 2020 at 08:55 AM

Data in this report are provisional and subject to change.

The table below includes the cities and counties of residence for cases in Florida residents based on the patient's ZIP Code. Note that city is not always received as part of the initial notification and may be missing while the case is being investigated.

City and county	Cases
Vero Beach, Indian River	1,041
Deltona, Volusia	1,026
Plantation, Broward	999
Tamarac, Broward	982
Palmetto, Manatee	981
Orange Park, Clay	964
Royal Palm Beach, Palm Beach	950
Arcadia, Desoto	939
Winter Park, Orange	934
Saint Cloud, Osceola	902
Winter Garden, Orange	879
Altamonte Springs, Seminole	860
Clermont, Lake	848
Bonita Springs, Lee	848
Palm Bay, Brevard	848
Oviedo, Seminole	842
Indiantown, Martin	840
Palm Beach Gardens, Palm Beach	839
Deland, Volusia	831
Margate, Broward	811
Milton, Santa Rosa	802
North Miami, Dade	799
Ocoee, Orange	795
Davenport, Polk	770
Land O Lakes, Pasco	770
Hallandale, Broward	755
Port Charlotte, Charlotte	743
North Lauderdale, Broward	741
Live Oak, Suwannee	737
Palm Harbor, Pinellas	735
Haines City, Polk	727
Coconut Creek, Broward	710
Coral Gables, Dade	706
Florida City, Dade	700
Clewiston, Hendry	697
Wesley Chapel, Pasco	693
Belle Glade, Palm Beach	687
Ruskin, Hillsborough	667
Spring Hill, Hernando	666
Wellington, Palm Beach	666
Seminole, Pinellas	662
Pinellas Park, Pinellas	657
Weston, Broward	655
Fort Walton Beach, Okaloosa	641
Longwood, Seminole	640
Okeechobee, Okeechobee	636
Oakland Park, Broward	633
Lutz, Hillsborough	627
Valrico, Hillsborough	607
Windermere, Orange	597
Casselberry, Seminole	562
Jacksonville Beach, Duval	557
Wimauma, Hillsborough	538
Pembroke Pines, Broward	527
Punta Gorda, Charlotte	513
Quincy, Gadsden	508
Lake Mary, Seminole	500
Palatka, Putnam	490
Missing, Palm Beach	484

# COVID-19: characteristics of 345,612 Florida resident cases

Data through Jul 18, 2020 verified as of Jul 19, 2020 at 08:55 AM

Data in this report are provisional and subject to change.

The table below includes the cities and counties of residence for cases in Florida residents based on the patient's ZIP Code. Note that city is not always received as part of the initial notification and may be missing while the case is being investigated.

City and county	Cases
Labelle, Hendry	481
Cocoa, Brevard	478
Tavares, Lake	474
Leesburg, Lake	472
Palm Coast, Flagler	469
Aventura, Dade	467
Bartow, Polk	454
Miami Lakes, Dade	437
Middleburg, Clay	434
Ormond Beach, Volusia	432
North Fort Myers, Lee	422
Winter Springs, Seminole	421
Maitland, Orange	411
Zephyrhills, Pasco	405
North Port, Sarasota	405
Loxahatchee, Palm Beach	402
Kissimmee, Polk	401
Cantonment, Escambia	398
Port Richey, Pasco	393
Hudson, Pasco	390
Missing, Dade	387
Seffner, Hillsborough	383
Tarpon Springs, Pinellas	381
Auburndale, Polk	380
Brooksville, Hernando	379
Ponte Vedra Beach, St. Johns	371
Gulf Breeze, Santa Rosa	371
Dade City, Pasco	369
Jasper, Hamilton	357
Key West, Monroe	357
South Miami, Dade	348
Lake Wales, Polk	346
Crestview, Okaloosa	343
Riviera Beach, Palm Beach	340
Pahokee, Palm Beach	338
Dunedin, Pinellas	337
Port Orange, Volusia	335
Missing, Collier	335
Wauchula, Hardee	333
Sebring, Highlands	331
Sarasota, Manatee	330
Orange City, Volusia	330
Mulberry, Polk	329
Marianna, Jackson	323
Venice, Sarasota	322
Holiday, Pasco	317
South Bay, Palm Beach	315
Navarre, Santa Rosa	312
Fernandina Beach, Nassau	307
Merritt Island, Brevard	304
Cooper City, Broward	298
Saint Johns, St. Johns	298
Green Cove Springs, Clay	297
Fellsmere, Indian River	294
The Villages, Sumter	290
Missing, Hillsborough	289
Dania, Broward	288
Palm City, Martin	288
Dover, Hillsborough	287



# COVID-19: characteristics of 345,612 Florida resident cases

Data through Jul 18, 2020 verified as of Jul 19, 2020 at 08:55 AM

Data in this report are provisional and subject to change.

The table below includes the cities and counties of residence for cases in Florida residents based on the patient's ZIP Code. Note that city is not always received as part of the initial notification and may be missing while the case is being investigated.

City and county	Cases
Eustis, Lake	286
Titusville, Brevard	286
Parrish, Manatee	283
Odessa, Hillsborough	282
Lantana, Palm Beach	282
Destin, Okaloosa	282
Fleming Island, Clay	277
Estero, Lee	276
Madison, Madison	274
Gibsonton, Hillsborough	272
Pinecrest, Dade	270
Panama City Beach, Bay	270
Bristol, Liberty	269
Polk City, Polk	268
Defuniak Springs, Walton	267
Moore Haven, Glades	262
Rockledge, Brevard	262
Avon Park, Highlands	257
Bonifay, Holmes	252
Atlantic Beach, Duval	249
New Smyrna Beach, Volusia	243
Crawfordville, Wakulla	242
Santa Rosa Beach, Walton	238
Groveland, Lake	230
Lauderhill, Broward	228
Lauderdale Lakes, Broward	225
Mount Dora, Lake	219
Crescent City, Putnam	218
Debary, Volusia	216
Oldsmar, Pinellas	216
Key Biscayne, Dade	215
Inverness, Citrus	214
Parkland, Broward	211
Missing, Orange	207
Hobe Sound, Martin	205
Missing, Duval	205
Chipley, Washington	202
Lynn Haven, Bay	200
Wilton Manors, Broward	199
Lithia, Hillsborough	196
Apollo Beach, Hillsborough	196
Niceville, Okaloosa	193
Sneads, Jackson	192
Missing, Pasco	188
Ponte Vedra, St. Johns	186
Frostproof, Polk	185
Bushnell, Sumter	183
Fort Meade, Polk	182
North Palm Beach, Palm Beach	181
Pace, Santa Rosa	179
Sun City Center, Hillsborough	177
Palm Springs, Palm Beach	174
Perry, Taylor	173
Ellenton, Manatee	172
Safety Harbor, Pinellas	172
Missing, Santa Rosa	162
Yulee, Nassau	161
Sebastian, Indian River	159
Alachua, Alachua	158

# COVID-19: characteristics of 345,612 Florida resident cases

Data through Jul 18, 2020 verified as of Jul 19, 2020 at 08:55 AM

Data in this report are provisional and subject to change.

The table below includes the cities and counties of residence for cases in Florida residents based on the patient's ZIP Code. Note that city is not always received as part of the initial notification and may be missing while the case is being investigated.

City and county	Cases
Missing, Polk	153
Summerfield, Marion	152
Missing, St. Johns	151
Missing, Hardee	148
Missing, Hendry	145
Macclenny, Baker	143
Trenton, Gilchrist	138
Bowling Green, Hardee	135
Starke, Bradford	134
Key Largo, Monroe	133
Belleview, Marion	132
Missing, Lee	130
Palmetto Bay, Dade	130
Chiefland, Levy	130
Jacksonville, St. Johns	129
Blountstown, Calhoun	126
Jensen Beach, Martin	124
Wildwood, Sumter	123
Missing, Marion	123
Crystal River, Citrus	122
Missing, Citrus	119
Mascotte, Lake	119
Cocoa Beach, Brevard	117
Neptune Beach, Duval	116
Thonotosassa, Hillsborough	114
Missing, Volusia	112
Myakka City, Manatee	111
Missing, St. Lucie	110
Satellite Beach, Brevard	109
Missing, Desoto	108
Lady Lake, Lake	108
Lake Alfred, Polk	108
Edgewater, Volusia	108
Missing, Osceola	107
Jennings, Hamilton	106
Newberry, Alachua	106
Old Town, Dixie	105
Shalimar, Okaloosa	102
Callahan, Nassau	102
Missing, Madison	100
Missing, Brevard	100
Clearwater Beach, Pinellas	100
Homosassa, Citrus	99
Mary Esther, Okaloosa	99
Dunnellon, Marion	98
Williston, Levy	96
Minneola, Lake	95
Lake Placid, Highlands	95
Holly Hill, Volusia	94
Nokomis, Sarasota	93
Marathon, Monroe	92
Pierson, Volusia	92
Sorrento, Lake	89
Spring Hill, Pasco	89
Englewood, Charlotte	88
Carol City, Dade	87
Havana, Gadsden	85
Southwest Ranches, Broward	85
Missing, Martin	84

# COVID-19: characteristics of 345,612 Florida resident cases

Data through Jul 18, 2020 verified as of Jul 19, 2020 at 08:55 AM

Data in this report are provisional and subject to change.

The table below includes the cities and counties of residence for cases in Florida residents based on the patient's ZIP Code. Note that city is not always received as part of the initial notification and may be missing while the case is being investigated.

City and county	Cases
Monticello, Jefferson	83
West Melbourne, Brevard	82
Lake Butler, Union	81
Tavernier, Monroe	81
Hilliard, Nassau	80
Medley, Dade	80
Lake Park, Palm Beach	77
Missing, Jackson	77
Freeport, Walton	76
Gulfport, Pinellas	74
De Leon Springs, Volusia	73
Zolfo Springs, Hardee	73
Missing, Hernando	73
Missing, Indian River	71
Missing, Sarasota	71
Indialantic, Brevard	71
Marco Island, Collier	70
Tequesta, Palm Beach	69
Missing, Highlands	69
Montverde, Lake	68
Bunnell, Flagler	67
Missing, Seminole	67
Port Saint Joe, Gulf	67
Gotha, Orange	67
Mayo, Lafayette	66
Avon Park, Polk	66
Alva, Lee	65
Palm Beach, Palm Beach	64
Miramar Beach, Walton	64
Englewood, Sarasota	64
Molino, Escambia	63
Jay, Santa Rosa	62
Cross City, Dixie	61
Midway, Gadsden	61
Graceville, Jackson	61
Geneva, Seminole	61
Flagler Beach, Flagler	60
Trinity, Pasco	60
Beverly Hills, Citrus	59
Bell, Gilchrist	58
Bronson, Levy	58
Missing, Pinellas	57
Chuluota, Seminole	57
Fort Myers Beach, Lee	57
Chattahoochee, Gadsden	56
Kenneth City, Pinellas	56
Missing, Monroe	56
Missing, Escambia	53
Eagle Lake, Polk	53
Cape Canaveral, Brevard	53
Ave Maria, Collier	53
Rotunda West, Charlotte	53
East Palatka, Putnam	52
Umatilla, Lake	52
Missing, Nassau	52
Keystone Heights, Clay	51
West Miami, Dade	50
South Daytona, Volusia	50
Missing, Manatee	50

# COVID-19: characteristics of 345,612 Florida resident cases

Data through Jul 18, 2020 verified as of Jul 19, 2020 at 08:55 AM

Data in this report are provisional and subject to change.

The table below includes the cities and counties of residence for cases in Florida residents based on the patient's ZIP Code. Note that city is not always received as part of the initial notification and may be missing while the case is being investigated.

City and county	Cases
Altha, Calhoun	49
Fort White, Columbia	49
Oxford, Sumter	48
Archer, Alachua	48
Dunnellon, Citrus	47
High Springs, Alachua	47
Fruitland Park, Lake	47
Missing, Clay	47
Oakland, Orange	46
Mims, Brevard	46
Hernando, Citrus	46
Lecanto, Citrus	45
Missing, Lake	45
Greenwood, Jackson	44
South Pasadena, Pinellas	44
Islamorada, Monroe	42
Missing, Flagler	42
Weeki Wachee, Hernando	42
Wewahitchka, Gulf	42
Belle Isle, Orange	42
Century, Escambia	42
Seville, Volusia	41
Baker, Okaloosa	40
White Springs, Hamilton	40
Gretna, Gadsden	40
Vernon, Washington	40
Hastings, St. Johns	40
Melbourne Beach, Brevard	40
Interlachen, Putnam	40
Indian Rocks Beach, Pinellas	40
Cottondale, Jackson	39
Lake Panasoffkee, Sumter	39
Pomona Park, Putnam	39
Zellwood, Orange	39
Coconut Grove, Dade	38
O'Brien, Suwannee	38
Youngstown, Bay	37
Citra, Marion	36
Viera, Brevard	36
Surfside, Dade	36
Glen Saint Mary, Baker	36
Raiford, Union	36
Southport, Bay	36
Missing, Levy	35
Missing, Gadsden	35
Greenacres, Palm Beach	35
El Portal, Dade	35
Lakewood Ranch, Manatee	35
Osprey, Sarasota	35
Satsuma, Putnam	34
Missing, Okaloosa	34
Dundee, Polk	34
Branford, Suwannee	33
Hawthorne, Alachua	33
Grand Island, Lake	33
Sanibel, Lee	33
Biscayne Park, Dade	33
Bal Harbour, Dade	33
Celebration, Osceola	32

# COVID-19: characteristics of 345,612 Florida resident cases

Data through Jul 18, 2020 verified as of Jul 19, 2020 at 08:55 AM

Data in this report are provisional and subject to change.

The table below includes the cities and counties of residence for cases in Florida residents based on the patient's ZIP Code. Note that city is not always received as part of the initial notification and may be missing while the case is being investigated.

City and county	Cases
Webster, Sumter	32
Greenville, Madison	32
Missing, Washington	32
Lawtey, Bradford	31
Missing, Calhoun	31
Indian Harbour Beach, Brevard	31
Center Hill, Sumter	29
Silver Springs, Marion	29
Missing, Unknown	29
San Antonio, Pasco	28
Cutler Bay, Dade	28
Sanderson, Baker	28
Grand Ridge, Jackson	28
Missing, Leon	28
Christmas, Orange	27
Missing, Walton	27
Melrose, Putnam	27
Mcdavid, Escambia	26
Lake Hamilton, Polk	26
Ocklawaha, Marion	26
Reddick, Marion	26
Howey-In-The-Hills, Lake	26
Apalachicola, Franklin	25
Coleman, Sumter	25
Poinciana, Polk	25
Missing, Gulf	25
Lee, Madison	24
Hallandale Beach, Broward	24
Elkton, St. Johns	24
Lauderdale By The Sea, Broward	24
Lake Helen, Volusia	23
Canal Point, Palm Beach	23
Inlet Beach, Walton	23
Missing, Baker	23
Malabar, Brevard	23
Mcalpin, Suwannee	23
Stock Island, Monroe	22
Missing, Holmes	22
Felda, Hendry	22
Florida Dept Of Corrections, Union	22
Florida State University, Leon	22
Citrus Springs, Citrus	22
Princeton, Dade	22
Madeira Beach, Pinellas	21
Juno Beach, Palm Beach	21
Bokeelia, Lee	21
Hypoluxo, Palm Beach	21
Micanopy, Alachua	20
Fern Park, Seminole	20
Missing, Gilchrist	20
Big Pine Key, Monroe	20
Patrick Air Force Base, Brevard	20
Lady Lake, Sumter	19
Steinhatchee, Taylor	19
Osteen, Volusia	19
Alford, Jackson	19
Atlantis, Palm Beach	19
Babson Park, Polk	19
Ochopee, Collier	19

# COVID-19: characteristics of 345,612 Florida resident cases

Data through Jul 18, 2020 verified as of Jul 19, 2020 at 08:55 AM

Data in this report are provisional and subject to change.

The table below includes the cities and counties of residence for cases in Florida residents based on the patient's ZIP Code. Note that city is not always received as part of the initial notification and may be missing while the case is being investigated.

City and county	Cases
Astatula, Lake	19
Hosford, Liberty	19
Missing, Sumter	19
Sunny Isles Beach, Dade	19
Saint James City, Lee	18
The Villages, Lake	18
Missing, Bay	18
Astor, Lake	18
Kissimmee, Orange	18
Malone, Jackson	18
Fountain, Bay	18
Missing, Wakulla	18
Hialeah Gardens, Dade	17
Greensboro, Gadsden	17
Miami Springs, Dade	17
Naranja, Dade	17
Weirsdale, Marion	17
Laurel Hill, Okaloosa	17
Wellborn, Suwannee	17
Belleair, Pinellas	17
Valparaiso, Okaloosa	16
Temple Terrace, Hillsborough	16
Floral City, Citrus	16
Bradenton Beach, Manatee	16
Bryceville, Nassau	16
Morriston, Levy	16
Belleair Beach, Pinellas	16
Anthony, Marion	15
North Bay Village, Dade	15
Missing, Jefferson	15
Unknown, Orange	15
Kendall, Dade	15
Eastpoint, Franklin	15
Oak Hill, Volusia	15
Summerland Key, Monroe	15
Grant-Valkaria, Brevard	15
Odessa, Pasco	15
Yalaha, Lake	14
Longboat Key, Manatee	14
Crystal Beach, Pinellas	14
Missing, Liberty	14
Carrollwood, Hillsborough	13
Waverly, Polk	13
San Mateo, Putnam	13
Welaka, Putnam	13
Alafaya, Orange	13
Sweetwater, Dade	13
Sumterville, Sumter	13
Eglin Air Force Base, Okaloosa	13
Baldwin, Duval	13
Kindred, Osceola	13
Haverhill, Palm Beach	13
Missing, Suwannee	12
Paisley, Lake	12
Golden Beach, Dade	12
Missing, Charlotte	12
Singer Island, Palm Beach	11
Okahumpka, Lake	11
Miami Shores, Dade	11

# COVID-19: characteristics of 345,612 Florida resident cases

Data through Jul 18, 2020 verified as of Jul 19, 2020 at 08:55 AM

Data in this report are provisional and subject to change.

The table below includes the cities and counties of residence for cases in Florida residents based on the patient's ZIP Code. Note that city is not always received as part of the initial notification and may be missing while the case is being investigated.

City and county	Cases
Edgewood, Orange	11
Lamont, Jefferson	11
Lighthouse Point, Broward	11
Holt, Okaloosa	11
Village Of Palmetto Bay, Dade	11
Hollister, Putnam	11
Ona, Hardee	11
Westville, Holmes	11
Missing, Okeechobee	11
Holmes Beach, Manatee	11
Callaway, Bay	10
Altoona, Lake	10
Nocatee, Desoto	10
Placida, Charlotte	10
Waldo, Alachua	10
Fort Denaud, Hendry	10
West Park, Broward	10
Heathrow, Seminole	10
Missing, Bradford	10
Bascom, Jackson	10
Carrabelle, Franklin	10
Tice, Lee	10
Bellview, Escambia	9
Barefoot Bay, Brevard	9
Caryville, Washington	9
Ponce Inlet, Volusia	9
Goulds, Dade	9
Lake Suzy, Desoto	9
Mangonia Park, Palm Beach	9
Sun City, Hillsborough	8
Balm, Hillsborough	8
Santa Fe, Alachua	8
Terra Ceia, Manatee	8
Destin, Walton	8
Missing, Dixie	8
Bay Harbor Islands, Dade	8
Dania Beach, Broward	8
Missing, Glades	8
Clarksville, Calhoun	8
Intercession City, Osceola	8
Sopchoppy, Wakulla	8
Tierra Verde, Pinellas	8
Unknown, Dade	8
Fruit Cove, St. Johns	8
Florahome, Putnam	8
Winter Park, Seminole	7
Reunion, Osceola	7
Tyndall Air Force Base, Bay	7
Sebastian, Brevard	7
Pinetta, Madison	7
North Redington Beach, Pinellas	7
Kinard, Calhoun	7
Brooker, Bradford	7
Walnut Hill, Escambia	7
Treasure Island, Pinellas	7
Bayonet Point, Pasco	7
Inglis, Levy	7
Campbellton, Jackson	7
Georgetown, Putnam	7

# COVID-19: characteristics of 345,612 Florida resident cases

Data through Jul 18, 2020 verified as of Jul 19, 2020 at 08:55 AM

Data in this report are provisional and subject to change.

The table below includes the cities and counties of residence for cases in Florida residents based on the patient's ZIP Code. Note that city is not always received as part of the initial notification and may be missing while the case is being investigated.

City and county	Cases
Ocean Ridge, Palm Beach	7
Missing, Alachua	7
Harmony, Osceola	6
Ponce De Leon, Holmes	6
Tioga, Alachua	6
Venus, Highlands	6
Eloise, Polk	6
Key Colony Beach, Monroe	6
Wabasso, Indian River	6
Fort Mccoy, Marion	6
Palm Shores, Brevard	6
Sydney, Hillsborough	6
Kathleen, Polk	6
Lutz, Pasco	6
Palma Sola, Manatee	6
Pensacola Beach, Santa Rosa	6
Hampton, Bradford	6
Labelle, Glades	6
Matlacha, Lee	6
Long Boat Key, Manatee	5
Missing, Taylor	5
Palmdale, Glades	5
Crystal Springs, Pasco	5
Saint Pete Beach, Pinellas	5
La Crosse, Alachua	5
Poinciana, Osceola	5
Enterprise, Volusia	5
Hiawassee, Orange	5
Wahneta, Polk	5
Missing, Franklin	5
Eaton Park, Polk	5
Buena Ventura Lakes, Osceola	5
Highland City, Polk	5
Missing, Lafayette	5
Missing, Putnam	4
Kenansville, Osceola	4
Cedar Key, Levy	4
Perdido Key, Escambia	4
Nichols, Polk	4
Lorida, Highlands	4
Altamonte Springs, Orange	4
West Delray Beach, Palm Beach	4
Nobleton, Hernando	4
Northdale, Hillsborough	4
Indian Lake Estates, Polk	4
Ybor City, Hillsborough	4
Lehigh, Lee	4
Tallevast, Manatee	4
Jacksonville, Unknown	4
Pembroke Park, Broward	4
Mayport, Duval	4
Mango, Hillsborough	4
Miami, Unknown	4
Siesta Key, Sarasota	4
Ridge Manor, Pasco	4
Ponce De Leon, Walton	4
Maitland, Seminole	4
Bay Pines, Pinellas	4
Homeland, Polk	4



# COVID-19: characteristics of 345,612 Florida resident cases

Data through Jul 18, 2020 verified as of Jul 19, 2020 at 08:55 AM

Data in this report are provisional and subject to change.

The table below includes the cities and counties of residence for cases in Florida residents based on the patient's ZIP Code. Note that city is not always received as part of the initial notification and may be missing while the case is being investigated.

City and county	Cases
Penney Farms, Clay	4
Plymouth, Orange	4
Cloud Lake, Palm Beach	4
Davenport, Osceola	3
Bonifay, Washington	3
Green Acres, Palm Beach	3
Dinsmore, Duval	3
Ebro, Washington	3
Paxton, Walton	3
Azalea Park, Orange	3
Anna Maria, Manatee	3
Cudjoe Key, Monroe	3
Cutler Ridge, Dade	3
Duette, Manatee	3
East Lake, Marion	3
Missing, Hamilton	3
Panacea, Wakulla	3
Trilby, Pasco	3
Unknown, Broward	3
Micco, Brevard	3
Lynbrook, Broward	3
Lake Monroe, Seminole	3
Captiva, Lee	3
Belleair Bluffs, Pinellas	3
Bagdad, Santa Rosa	3
Fort Lauderdale, Unknown	3
Ferndale, Lake	3
Missing, Union	3
Pine Hills, Orange	3
North Venice, Sarasota	3
Shady Grove, Taylor	3
Orlando, Seminole	3
Graceville, Holmes	3
Fisher Island, Dade	3
Buckingham, Lee	3
Candler, Marion	3
Boca Grande, Lee	3
Bradley, Polk	3
Steinhatchee, Dixie	3
Saint Marks, Wakulla	3
Orange Lake, Marion	3
Homosassa Springs, Citrus	3
Eatonville, Orange	3
Gonzalez, Escambia	3
Lacoochee, Pasco	3
Maxville, Duval	3
Hernando Beach, Hernando	3
Gulf Hammock, Levy	3
Centerville, Leon	3
Perrine, Dade	3
Port Saint John, Brevard	3
Pasadena, Pinellas	3
Saint Leo, Pasco	3
Celebration, Orange	3
Leisure City, Dade	3
Oneco, Manatee	3
Westchase, Hillsborough	3
City Of Sunrise, Broward	3
Dowling Park, Suwannee	3

# COVID-19: characteristics of 345,612 Florida resident cases

Data through Jul 18, 2020 verified as of Jul 19, 2020 at 08:55 AM

Data in this report are provisional and subject to change.

The table below includes the cities and counties of residence for cases in Florida residents based on the patient's ZIP Code. Note that city is not always received as part of the initial notification and may be missing while the case is being investigated.

City and county	Cases
Braden River, Manatee	3
Fpo, Duval	3
Elfers, Pasco	3
Gulf Stream, Palm Beach	3
Mayport Naval Housing, Duval	3
Hollywood, Unknown	3
Mount Plymouth, Lake	3
Miromar Lakes, Lee	3
Mulberry, Hillsborough	2
Everglades National Park, Dade	2
Union Park, Orange	2
Virginia Gardens, Dade	2
New Smyrna, Volusia	2
South Palm Beach, Palm Beach	2
Lake Butler, Bradford	2
Miami, Martin	2
At Large, Broward	2
Goodland, Collier	2
Durant, Hillsborough	2
Sand Lake, Orange	2
West Palm Beach, Unknown	2
Ft Pierce, St. Lucie	2
Gulf Breeze, Escambia	2
Lulu, Columbia	2
Lamont, Taylor	2
Land O Lakes, Hillsborough	2
Venice, Manatee	2
Unknown, Seminole	2
Sugarloaf, Monroe	2
Earleton, Alachua	2
Longboat Key, Sarasota	2
Aloma, Orange	2
Branford, Lafayette	2
Clewiston, Palm Beach	2
Ormond Beach, Flagler	2
Pompano Beach, Unknown	2
Rubonia, Manatee	2
San Carlos Park, Lee	2
Sorrento, Orange	2
Hallandale Beach, Broward	2
Laurel, Sarasota	2
Manalapan, Palm Beach	2
Inlet Beach, Bay	2
Tangerine, Orange	2
Sunny Hills, Washington	2
Oklawaha, Marion	2
Milton, Escambia	2
Archer, Levy	2
Lake Como, Putnam	2
Hawthorne, Putnam	2
Jensen Beach, St. Lucie	2
Lockhart, Orange	2
Loxahatchee Groves, Palm Beach	2
Valkaria, Brevard	2
University Park, Manatee	2
Trenton, Levy	2
Saint Lucie West, St. Lucie	2
West Villages, Sarasota	2
Ponte Vedra, Duval	2

# COVID-19: characteristics of 345,612 Florida resident cases

Data through Jul 18, 2020 verified as of Jul 19, 2020 at 08:55 AM

Data in this report are provisional and subject to change.

The table below includes the cities and counties of residence for cases in Florida residents based on the patient's ZIP Code. Note that city is not always received as part of the initial notification and may be missing while the case is being investigated.

City and county	Cases
Mexico Beach, Bay	2
Fort Charlotte, Charlotte	2
Horseshoe Beach, Dixie	2
Long Key, Monroe	2
Lealman, Pinellas	2
Woodville, Leon	2
Yankeetown, Levy	2
Forest City, Orange	2
Goldenrod, Seminole	2
Lake City, Suwannee	2
Alturas, Polk	2
Chokoloskee, Collier	2
Orlando, Brevard	2
Lake Harbor, Palm Beach	2
Logwood, Seminole	1
Loughman, Polk	1
Murdock, Charlotte	1
Cosselberry, Orange	1
Darien, Pasco	1
Deltona , Volusia	1
Bostwick, Putnam	1
Bartow, Unknown	1
Cassadaga, Volusia	1
Champions Gate, Polk	1
Gastonia, Polk	1
Wimauma, Manatee	1
Telogia, Liberty	1
Palm Coast, Orange	1
Scottsmoor, Brevard	1
Saint Cloud, Orange	1
Saint Petersburg, Dade	1
Madison, Unknown	1
Live Oak, Columbia	1
Hurlburt Field, Okaloosa	1
Hialeah, Unknown	1
General Delivery, Pasco	1
Gibsonia, Polk	1
Greenacres, Unknown	1
Everett, Dade	1
Everglades City, Collier	1
Daytona Beach Shores, Volusia	1
Cottondale, Washington	1
Apopka, Unknown	1
Alligator Point, Wakulla	1
Bayshore Gardens, Manatee	1
Bonita Springs, Collier	1
Orlando, Orange	1
Ocala, Unknown	1
Ocean Breeze, Martin	1
Nokomis, Palm Beach	1
Port Salerno, Martin	1
Redington Beach, Pinellas	1
Saint Cloud, Manatee	1
Town N Country, Hillsborough	1
Tampa, Orange	1
South Fort Myers, Lee	1
University Of Central Fl, Orange	1
Valrico, Orange	1
Winterpark, Unknown	1

# COVID-19: characteristics of 345,612 Florida resident cases

Data through Jul 18, 2020 verified as of Jul 19, 2020 at 08:55 AM

Data in this report are provisional and subject to change.

The table below includes the cities and counties of residence for cases in Florida residents based on the patient's ZIP Code. Note that city is not always received as part of the initial notification and may be missing while the case is being investigated.

City and county	Cases
Wewahitchka, Calhoun	1
Port Everglades, Broward	1
Orlando, Columbia	1
Orlando, Unknown	1
River Ranch, Polk	1
Palm Beach Shores, Palm Beach	1
Quail Heights, Dade	1
Ramrod Key, Monroe	1
Seven Springs, Pasco	1
Tallahassee, Unknown	1
The Villages, Marion	1
West Bradenton, Manatee	1
Wintergarden, Orange	1
Venice, Hillsborough	1
Louisville, Broward	1
Lowell, Marion	1
Jupiter, Duval	1
Jacksonville, Broward	1
Laud-By-The-Sea, Broward	1
Boca Raton, Orange	1
Davenport, Orange	1
Hallandale Beach, Unknown	1
Immokalee, Lee	1
Indian Shores, Pinellas	1
Miamf, Dade	1
Olustee, Baker	1
Pine Ridge, Citrus	1
Okeechobee, St. Lucie	1
Parker, Bay	1
Switzerland, St. Johns	1
Tampa Palms, Hillsborough	1
Tampa, Pinellas	1
Slocomb, Holmes	1
South Daytona Beach, Volusia	1
Sewalls Point, Martin	1
San Antonio, Unknown	1
Wesley Chapel, Alachua	1
Tewksbury, Orange	1
Unknown, Columbia	1
Unknown, Palm Beach	1
Watersound, Walton	1
Weston, Dade	1
Jacksonville, Clay	1
Hollywood, Dade	1
Kissimmee, Brevard	1
Grandin, Putnam	1
Florence Villa, Polk	1
Fl, Dade	1
Fellsmele, Brevard	1
Estero, Collier	1
Celeste, Broward	1
Cortez, Manatee	1
Clermont, Orange	1
Clermont, Polk	1
Doctors Inlet, Clay	1
Bay Lake, Orange	1
Beverly Beach, Flagler	1
Aollywoss, Dade	1
Arndale, Hillsborough	1

# COVID-19: characteristics of 345,612 Florida resident cases

Data through Jul 18, 2020 verified as of Jul 19, 2020 at 08:55 AM

Data in this report are provisional and subject to change.

The table below includes the cities and counties of residence for cases in Florida residents based on the patient's ZIP Code. Note that city is not always received as part of the initial notification and may be missing while the case is being investigated.

City and county	Cases
Sanford, Orange	1
Shalimar, Escambia	1
Sharpes, Brevard	1
Unknown, Unknown	1
Unable To Obtain, Palm Beach	1
University Of Tampa, Hillsborough	1
Watersound, Bay	1
Yeehaw, Okeechobee	1
Rivera Beach, Palm Beach	1
Perth Amboy, Hillsborough	1
Panama City, Unknown	1
Miami Gardens, Unknown	1
Morriston, Marion	1
Mount Dora, Seminole	1
Naples, Lee	1
North Fort Myers, Charlotte	1
North Laud, Unknown	1
Clearwater, Pasco	1
Duck Key, Monroe	1
Davie, Unknown	1
Cape Haze, Charlotte	1
Alva, Escambia	1
Bayou George, Bay	1
Mesa, Unknown	1
Jacksonville Naval Air Station, Duval	1
Jacksonville Naval Hospital, Duval	1
Homossa, Orange	1
Hudson, Pinellas	1
Indian Creek Village, Dade	1
Unknown, Volusia	1
Westville, Walton	1
Port Saint Lucie, Palm Beach	1
Punta Gurda, Sarasota	1
Rocky Point, Hillsborough	1
Saint Johns, Duval	1
Pensacola Beach, Escambia	1
Pine Castle, Orange	1
Layton, Monroe	1
Lehigh Acers, Lee	1
Micosukee, Leon	1
Milligan, Okaloosa	1
Miami, Lee	1
N. Lauderdale, Broward	1
Homeless, Hillsborough	1
Homeless, Monroe	1
Hutchinson Island, St. Lucie	1
Glenwood, Volusia	1
Hallandale, Unknown	1
Cypress, Jackson	1
Clarcona, Orange	1
Coconut Ck, Unknown	1
Alpharetta, Broward	1
Baker, Escambia	1
Cape Cord, Lee	1
Weston, Unknown	1
Winter Springs, Orange	1
Seacrest, Bay	1
West Hollywood, Broward	1
Unknown Out Of Area, Palm Beach	1

# COVID-19: characteristics of 345,612 Florida resident cases

Data through Jul 18, 2020 verified as of Jul 19, 2020 at 08:55 AM

Data in this report are provisional and subject to change.

The table below includes the cities and counties of residence for cases in Florida residents based on the patient's ZIP Code. Note that city is not always received as part of the initial notification and may be missing while the case is being investigated.

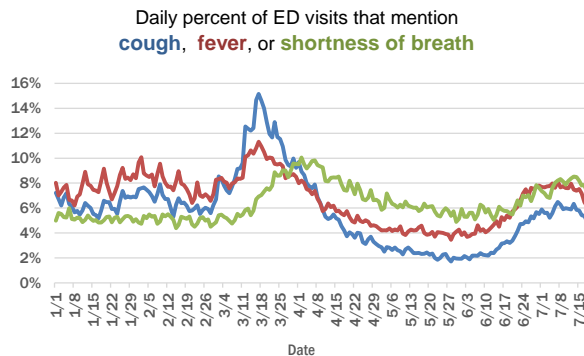
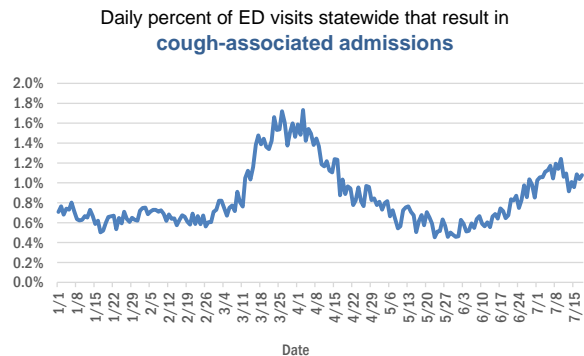
City and county	Cases
Unknown, Duval	1
Pensacola Naval Hospital, Escambia	1
Orange Park, Duval	1
Orlando, Osceola	1
Roseland, Indian River	1
Point Washington, Walton	1
El Jobean, Charlotte	1
Franklin, Orange	1
Haines City, Orange	1
Austin, Dade	1
Apo, Collier	1
Astor, Volusia	1
Clearwater, Hillsborough	1
Mayport Naval Station, Duval	1
Mount Dora, Orange	1
New Church, Palm Beach	1
New Port Richey, Hillsborough	1
Jena, Taylor	1
Lauderhill, Unknown	1
Litchfield Park, Unknown	1
Laurel Hill, Walton	1
St Cloud, Orange	1
Sarasota, Unknown	1
Seacrest, Walton	1
Pooler, Broward	1
Salem, Taylor	1
Samoset, Manatee	1
Oakland Park, Unknown	1
North Port, Manatee	1
Okeechobee, Martin	1
Palma Ceia, Hillsborough	1
Pennsacola, Escambia	1
Wakulla Springs, Wakulla	1
University Of Miami, Dade	1
Unknown, Manatee	1
Twentynine Palms, Broward	1
Windermere, Unknown	1
Xifamk, Dade	1
Fanning Springs, Gilchrist	1
Fellsmere, Brevard	1
Fernandina, Nassau	1
Cypress Gardens, Polk	1
Miami Dade, Unknown	1
Miami, Broward	1
Miamksaohes, Dade	1
Indian River Shores, Indian River	1
Indian Rock Beach, Pinellas	1
Hillsboro Beach, Broward	1
Holder, Citrus	1
<b>Total</b>	<b>345,612</b>

# COVID-19: additional surveillance information

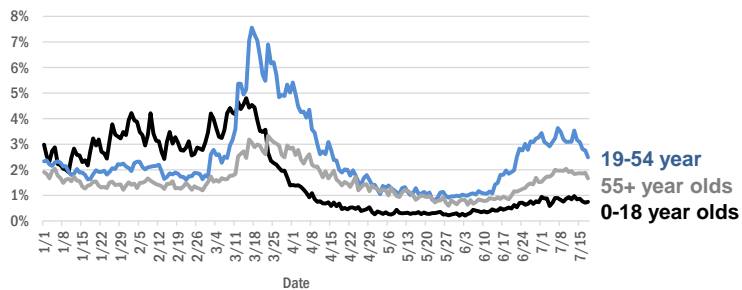
Data through Jul 18, 2020 verified as of Jul 19, 2020 at 08:55 AM

Data in this report are provisional and subject to change.

## Statewide emergency department (ED) chief complaint and admission data



## Daily percent of ED visits statewide that mention cough by age group



The Electronic Surveillance System for the Early Notification of Community-Based Epidemics (ESSENCE-FL) includes chief complaint data from 211 of 212 Florida EDs. Data are transmitted electronically to ESSENCE-FL daily or hourly.

# COVID-19: All persons with tests reported

Data through Jul 18, 2020 verified as of Jul 19, 2020 at 08:55 AM

Data in this report are provisional and subject to change.

The table below includes persons with laboratory results that the Department of Health has received electronically or by mail/fax for Florida residents and non-Florida residents.

County	Awaiting testing	Inconclusive	Negative	Positive	Percent positive	Total tested
Dade	188	938	410,009	84,238	17%	<b>495,185</b>
Broward	109	317	275,735	39,281	12%	<b>315,333</b>
Palm Beach	197	408	186,206	25,785	12%	<b>212,399</b>
Hillsborough	148	256	163,852	23,706	13%	<b>187,814</b>
Orange	367	248	187,971	23,259	11%	<b>211,478</b>
Duval	100	194	145,390	16,546	10%	<b>162,130</b>
Pinellas	29	99	125,065	13,482	10%	<b>138,646</b>
Lee	19	26	79,419	12,711	14%	<b>92,156</b>
Polk	28	72	64,010	9,524	13%	<b>73,606</b>
Collier	153	47	42,506	7,815	16%	<b>50,368</b>
Manatee	3	35	58,870	6,569	10%	<b>65,474</b>
Osceola	67	86	39,228	6,010	13%	<b>45,324</b>
Escambia	18	25	48,443	5,765	11%	<b>54,233</b>
Seminole	27	52	48,903	5,329	10%	<b>54,284</b>
Volusia	23	66	51,564	5,188	9%	<b>56,818</b>
Pasco	52	38	47,868	4,943	9%	<b>52,849</b>
Sarasota	29	28	53,360	4,245	7%	<b>57,633</b>
Brevard	4	49	63,342	4,222	6%	<b>67,613</b>
St. Lucie	218	41	29,074	3,627	11%	<b>32,742</b>
Lake	45	31	46,294	3,343	7%	<b>49,668</b>
Martin	37	32	18,633	3,108	14%	<b>21,773</b>
Leon	14	81	41,149	3,005	7%	<b>44,235</b>
Alachua	2	18	54,475	2,619	5%	<b>57,112</b>
St. Johns	34	31	29,054	2,431	8%	<b>31,516</b>
Marion	252	21	32,745	2,423	7%	<b>35,189</b>
Clay	10	12	24,530	2,083	8%	<b>26,625</b>
Bay	2	25	16,302	2,000	11%	<b>18,327</b>
Santa Rosa	2	16	18,424	1,909	9%	<b>20,349</b>
Okaloosa	25	25	19,384	1,813	9%	<b>21,222</b>
Indian River	34	9	19,442	1,585	8%	<b>21,036</b>
Charlotte	5	10	17,582	1,431	8%	<b>19,023</b>
Hendry	1	11	5,494	1,355	20%	<b>6,860</b>
Columbia	3	33	7,970	1,245	13%	<b>9,248</b>
Hernando		3	13,571	1,179	8%	<b>14,753</b>
Desoto	11	19	6,712	1,067	14%	<b>7,798</b>
Putnam	3	6	8,821	962	10%	<b>9,789</b>
Suwannee		8	4,967	882	15%	<b>5,857</b>
Monroe	39	9	8,589	859	9%	<b>9,457</b>
Jackson	3	12	6,873	831	11%	<b>7,716</b>
Sumter	45	12	12,617	827	6%	<b>13,456</b>
Gadsden	1	22	7,268	808	10%	<b>8,098</b>
Citrus	7	7	13,364	796	6%	<b>14,167</b>
Walton		18	5,590	791	12%	<b>6,399</b>
Highlands	6	12	11,569	765	6%	<b>12,346</b>
Nassau	16	18	10,785	745	6%	<b>11,548</b>
Hardee		3	3,036	706	19%	<b>3,745</b>
Okeechobee	2	6	4,352	651	13%	<b>5,009</b>



# COVID-19: All persons with tests reported

Data through Jul 18, 2020 verified as of Jul 19, 2020 at 08:55 AM

Data in this report are provisional and subject to change.

The table below includes persons with laboratory results that the Department of Health has received electronically or by mail/fax for Florida residents and non-Florida residents.

County	Awaiting testing	Inconclusive	Negative	Positive	Percent positive	Total tested
Flagler	5	11	10,918	650	6%	<b>11,579</b>
Hamilton	1	2	3,049	509	14%	<b>3,560</b>
Madison	2	19	3,675	444	11%	<b>4,138</b>
Unknown		27	3,754	387	9%	<b>4,168</b>
Levy		11	4,201	358	8%	<b>4,570</b>
Holmes		6	3,128	303	9%	<b>3,437</b>
Liberty		2	2,461	303	11%	<b>2,766</b>
Washington	5	1	2,632	297	10%	<b>2,930</b>
Glades		1	633	281	31%	<b>915</b>
Wakulla	1	9	3,511	279	7%	<b>3,799</b>
Baker	8		3,380	232	6%	<b>3,612</b>
Calhoun	3	6	1,574	222	12%	<b>1,802</b>
Gilchrist		5	2,727	217	7%	<b>2,949</b>
Taylor		1	2,046	206	9%	<b>2,253</b>
Bradford	1	3	3,281	190	5%	<b>3,474</b>
Dixie			1,758	179	9%	<b>1,937</b>
Union		1	2,697	142	5%	<b>2,840</b>
Gulf		4	2,516	141	5%	<b>2,661</b>
Jefferson	1	1	1,640	113	6%	<b>1,754</b>
Lafayette		2	665	73	10%	<b>740</b>
Franklin	1	2	1,941	56	3%	<b>1,999</b>
State-Call Center				1	100%	<b>1</b>
<b>Total</b>	<b>2,406</b>	<b>3,649</b>	<b>2,652,594</b>	<b>350,047</b>	<b>12%</b>	<b>3,006,290</b>

# COVID-19: testing by laboratory

Data through Jul 18, 2020 verified as of Jul 19, 2020 at 08:55 AM

Data in this report are provisional and subject to change.

The numbers in the table below represent the number for whom test results were received by the Department of Health. A person can be tested by more than one laboratory and can have both positive and negative results. **Therefore, the sum of the numbers in each column will be larger than the total number of people tested.**

Reporting lab	Inconclusive	Negative	Positive	Percent positive	Total
QUEST DIAGNOSTICS - TAMPA	2,203	516,618	67,531	12%	586,352
LABORATORY CORPORATION OF AMERICA	569	464,691	65,989	12%	531,249
BIO REFERENCE LABORATORIES, INC	2,449	331,098	56,230	14%	389,777
GENETWORX	662	301,484	25,368	8%	327,514
REALTOX LABS LLC	977	136,101	18,345	12%	155,423
ADVENT HEALTH LAB	105	97,355	12,878	12%	110,338
NORTHWEST LABORATORY	81	103,987	3,291	3%	107,359
CURATIVE_LABS	1,245	78,729	2,813	3%	82,787
KORVALABS, INC	478	63,767	2,155	3%	66,400
MEDICAL DIAGNOSTIC LABORATORIES	424	56,407	7,352	11%	64,183
BIOCOLLECTIONS WORLDWIDE, INC	96	46,295	7,280	14%	53,671
MAYO CLINIC LABORATORIES	75	48,000	4,208	8%	52,283
QUEST DIAGNOSTICS NICHOLS INSTITUTE, INC.	139	42,347	4,905	10%	47,391
BAYCARE LABORATORIES LLC	202	42,296	4,352	9%	46,850
MEMORIAL REGIONAL HOSPITAL SOUTH	18	38,002	8,500	18%	46,520
ORLANDO REG MED CENTER CLINICAL LAB	344	34,679	4,134	11%	39,157
SACRED HEART HOSPITAL LABORATORY	2	35,538	3,570	9%	39,110
BPHL-JACKSONVILLE	11	31,414	5,847	16%	37,272
TAMPA GENERAL HOSPITAL	4	31,697	2,259	7%	33,960
TESTING MATTERS INC		29,887	3,985	12%	33,872
DIATHERIX LABORATORIES		29,879	3,700	11%	33,579
UF PATHLABS	33	32,188	998	3%	33,219
JACKSON MEMORIAL HOSPITAL CLINICAL LAB	79	23,405	5,103	18%	28,587
ARUP LABORATORIES		26,241	1,791	6%	28,032
VIRACOR-EUROFINS LABORATORIES		20,875	6,674	24%	27,549
BPHL-MIAMI	173	19,920	3,700	16%	23,793
BPHL-TAMPA (SPECTRUM BLVD)	43	17,633	2,690	13%	20,366
SHANDS AT THE UNIVERSITY OF FLORIDA	30	19,164	838	4%	20,032
AIT LABORATORIES		17,135	1,922	10%	19,057
ELABNETWORK	1	15,531	1,311	8%	16,843
LAKELAND REGIONAL MEDICAL CENTER	34	14,562	1,533	10%	16,129
ST VINCENT'S MEDICAL CENTER - RIVERSIDE	1	14,341	1,513	10%	15,855
WALGREENS	9	13,255	2,108	14%	15,372
CAPE CORAL HOSPITAL CLINICAL LABORATORY		12,813	2,288	15%	15,101
BROWARD GENERAL MEDICAL CENTER-CLINICAL LAB	2	11,621	1,502	11%	13,125
STATLAB_MOBILE		10,640	751	7%	11,391
BAPTIST HOSPITAL OF MIAMI CLINICAL LABORATORY	5	9,564	1,679	15%	11,248
SHANDS JACKSONVILLE MEDICAL CENTER INC	31	10,032	753	7%	10,816
CLEVELAND CLINIC HOSPITAL LAB	3	9,384	879	9%	10,266
FLORIDA HOSPITAL - TAMPA	5	9,183	827	8%	10,015
BAPTIST MEDICAL CENTER JACKSONVILLE	1	9,406	556	6%	9,963
NAPLES COMMUNITY HOSPITAL	11	8,803	927	10%	9,741
ADVENTHEALTH DAYTONA BEACH	15	9,030	599	6%	9,644
ST JOSEPHS HOSPITAL LABORATORY	6	7,741	923	11%	8,670
PALMETTO GENERAL HOSPITAL LAB	2	6,466	1,961	23%	8,429
LABCORP BURLINGTON (ELR)	2	7,468	237	3%	7,707

# COVID-19: testing by laboratory

Data through Jul 18, 2020 verified as of Jul 19, 2020 at 08:55 AM

Data in this report are provisional and subject to change.

The numbers in the table below represent the number for whom test results were received by the Department of Health. A person can be tested by more than one laboratory and can have both positive and negative results. **Therefore, the sum of the numbers in each column will be larger than the total number of people tested.**

Reporting lab	Inconclusive	Negative	Positive	Percent positive	Total
INTEGRATED REGIONAL LABORATORIES LLP		6,671	1,025	13%	7,696
MOUNT SINAI MEDICAL CENTER	3	6,843	724	10%	7,570
MORTON PLANT HOSPITAL-ADLER INSTITUTE	7	6,649	523	7%	7,179
JFK MEDICAL CENTER LAB	1	6,008	1,116	16%	7,125
REAL DIAGNOSTICS	77	6,449	465	7%	6,991
SARASOTA MEMORIAL HOSPITAL MAIN LAB	12	6,259	549	8%	6,820
TALLAHASSEE MEMORIAL HOSPITAL	1	6,327	449	7%	6,777
SOUTH MIAMI HOSPITAL LAB	8	5,813	858	13%	6,679
SAINT MARY'S MEDICAL CENTER	8	5,666	872	13%	6,546
NORTH FLORIDA REGIONAL MEDICAL CENTER		5,940	475	7%	6,415
BRANDON REGIONAL HOSPITAL		5,239	940	15%	6,179
MAKO MEDICAL LABORATORIES	70	5,271	722	12%	6,063
MEMORIAL REGIONAL HOSPITAL CLINICAL LABORATORY	7	5,580	422	7%	6,009
MILLENNIUM PHYSICIAN GROUP		4,948	992	17%	5,940
WELLINGTON REGIONAL MED CTR LAB	3	5,049	831	14%	5,883
FLORIDA HOSPITAL WATERMAN LABORATORY	10	5,324	391	7%	5,725
INDIAN RIVER MEDICAL CENTER LAB		5,434	279	5%	5,713
JUPITER MEDICAL CENTER LAB	12	4,769	718	13%	5,499
LARKIN COMMUNITY HOSPITAL	10	4,541	838	16%	5,389
NICKLAUS CHILDREN'S HOSPITAL	10	4,633	743	14%	5,386
ECCO LAB GROUP CO	138	4,090	1,022	19%	5,250
UNIVERSITY OF MIAMI HOSPITAL	9	4,146	1,040	20%	5,195
BAPTIST HOSPITAL OF MIAMI MOLECULAR DIAGNOSTICS	45	4,378	597	12%	5,020
PANCRE OF FLORIDA INC		4,838	156	3%	4,994
DELRAY MEDICAL CENTER	2	4,277	561	12%	4,840
AEGIS SCIENCES CORPORATION	26	4,490	264	6%	4,780
ST ANTHONY'S HOSPITAL LAB	10	4,186	554	12%	4,750
HOMESTEAD HOSPITAL CLINICAL LABORATORY		3,765	958	20%	4,723
MEMORIAL HOSPITAL JACKSONVILLE	8	3,728	899	19%	4,635
ARNOLD PALMER MEDICAL CENTER CLINICAL LAB		4,381	93	2%	4,474
WEST KENDALL BAPTIST HOSPITAL LABORATORY	2	3,527	802	19%	4,331
WINTER HAVEN HOSPITAL CLINICAL LABORATORY	1	3,629	657	15%	4,287
ST JOSEPHS HOSPITAL SOUTH LABORATORY	3	3,582	527	13%	4,112
OSCEOLA REGIONAL MEDICAL CENTER	1	3,458	614	15%	4,073
GOOD SAMARITAN MEDICAL CENTER LAB	1	3,311	654	16%	3,966
MEASE COUNTRYSIDE LAB		3,580	364	9%	3,944
ORANGE PARK MEDICAL CENTER	4	3,019	740	20%	3,763
GULF COAST MEDICAL CENTER MICROLAB		2,783	938	25%	3,721
BAPTIST MEDICAL CENTER SOUTH		3,415	261	7%	3,676
QUEST DIAGNOSTICS NICHOLS INSTITUTE - SJC (ELR)	4	3,136	429	12%	3,569
LAWNWOOD REGIONAL MEDICAL CENTER	1	3,030	460	13%	3,491
NEW YORK STATE ELR - SUNRISE MEDICAL LABORATORIES		3,288	77	2%	3,365
FLORIDA HOSPITAL HEARTLAND MED CTR CLINICAL LAB	1	3,092	260	8%	3,353
WESTSIDE REGIONAL MED CTR	2	2,721	563	17%	3,286

# COVID-19: testing by laboratory

Data through Jul 18, 2020 verified as of Jul 19, 2020 at 08:55 AM

Data in this report are provisional and subject to change.

The numbers in the table below represent the number for whom test results were received by the Department of Health. A person can be tested by more than one laboratory and can have both positive and negative results. **Therefore, the sum of the numbers in each column will be larger than the total number of people tested.**

Reporting lab	Inconclusive	Negative	Positive	Percent positive	Total
MANATEE MEMORIAL HOSPITAL		2,904	348	11%	3,252
MEMORIAL HOSPITAL WEST LABORATORY SERVICES	7	2,937	305	9%	3,249
WEST BOCA MEDICAL CENTER LAB		2,889	350	11%	3,239
AVENTURA HOSPITAL LAB		2,355	813	26%	3,168
Lee Memorial Hospital		2,581	585	18%	3,166
HALIFAX MEDICAL CENTER LAB	3	2,743	412	13%	3,158
APPLIED INGENUITY DIAGNOSTICS LLC		2,987	165	5%	3,152
FLORIDA HOSPITAL WESLEY CHAPEL	1	2,872	277	9%	3,150
HEALTH PARK MEDICAL CENTER CLINICAL LAB		2,509	628	20%	3,137
BAPTIST HOSPITAL LABORATORY	4	2,683	428	14%	3,115
MERCY HOSPITAL A CAMPUS OF PLANTATION GEN HOSP LAB	1	2,347	753	24%	3,101
CORAL GABLES HOSPITAL CLINICAL LABORATORY		2,382	718	23%	3,100
WEST FLORIDA HOSPITAL LAB		2,437	623	20%	3,060
BROWARD HEALTH NORTH CLINICAL LABORATORY		2,643	408	13%	3,051
PALM BEACH GARDENS MEDICAL CTR LAB		2,746	305	10%	3,051
NCH NORTH NAPLES HOSPITAL LAB	1	2,727	319	10%	3,047
CLEVELAND CLINIC MARTIN SOUTH HOSPITAL		2,781	256	8%	3,037
CORAL SPRINGS MED CTR		2,695	289	10%	2,984
DOCTORS HOSPITAL	2	2,379	591	20%	2,972
LARGO MEDICAL CENTER		2,565	393	13%	2,958
BETHESDA HOSPITAL EAST		2,630	318	11%	2,948
NORTH SHORE MEDICAL CENTER		2,241	664	23%	2,905
PALMS WEST HOSPITAL LAB	2	2,318	583	20%	2,903
OAK HILL HOSPITAL		2,617	256	9%	2,873
NORTHWEST MEDICAL CENTER	1	2,207	628	22%	2,836
DRS CLACK SPENCER WHITE & MCCORMACK PA D/B/A		2,434	395	14%	2,829
MOFFITT CANCER CENTER	5	2,790	26	1%	2,821
FLORIDA HOSPITAL ZEPHYRHILLS		2,554	184	7%	2,738
MARTIN HOSPITAL SOUTH LAB		2,504	90	3%	2,594
FLORIDA HOSPITAL FLAGLER	2	2,438	152	6%	2,592
BLAKE MEDICAL CENTER		2,073	427	17%	2,500
FLORIDA MEDICAL CENTER - A CAMPUS OF NORTH SHORE	2	2,037	403	17%	2,442
Capital Regional Medical Ctr		2,015	407	17%	2,422
REGIONAL MEDICAL CENTER BAYONET POINT	1	2,205	174	7%	2,380
NEMOURS CHILDRENS HOSPITAL		2,321	45	2%	2,366
QUEST DIAGNOSTICS - WEST HILLS	2	2,240	88	4%	2,330
FLORIDA HOSPITAL OF CARROLLWOOD		1,941	335	15%	2,276
BAYFRONT MEDICAL CENTER	7	1,655	575	26%	2,237
PLANTATION GENERAL HOSPITAL		1,667	558	25%	2,225
NORTHSIDE HOSPITAL AND HEART INSTITUTE		1,900	311	14%	2,211
MEDICAL CENTER OF TRINITY CLINICAL LABORATORY		1,874	327	15%	2,201
MORTON PLANT-MEASE		2,017	159	7%	2,176
ST JOSEPHS NORTH HOSPITAL LAB		1,919	239	11%	2,158
IMPERIAL POINT MEDICAL CENTER		1,917	204	10%	2,121

# COVID-19: testing by laboratory

Data through Jul 18, 2020 verified as of Jul 19, 2020 at 08:55 AM

Data in this report are provisional and subject to change.

The numbers in the table below represent the number for whom test results were received by the Department of Health. A person can be tested by more than one laboratory and can have both positive and negative results. **Therefore, the sum of the numbers in each column will be larger than the total number of people tested.**

Reporting lab	Inconclusive	Negative	Positive	Percent positive	Total
FLORIDA HOSPITAL DELAND		1,785	333	16%	2,118
OCALA REGIONAL MEDICAL CENTER		1,892	183	9%	2,075
BAPTIST MEDICAL CENTER - BEACHES		1,921	118	6%	2,039
MARTIN MEMORIAL HEALTH SYSTEM LABORATORY		1,880	154	8%	2,034
LAKE CITY MEDICAL CENTER		1,606	420	21%	2,026
CARDIOTROPIC LABS		1,540	477	24%	2,017
LAKEWOOD RANCH MEDICAL CENTER		1,742	171	9%	1,913
DR. P. PHILLIPS HOSPITAL		1,872	34	2%	1,906
CENTRAL FLORIDA REGIONAL HOSPITAL		1,632	248	13%	1,880
WESTCHESTER HOSPITAL	12	1,514	287	16%	1,813
GULF COAST MEDICAL CENTER LAB		1,514	297	16%	1,811
SOUTH FLORIDA BAPTIST HOSPITAL MICRO	1	1,533	264	15%	1,798
ST LUCIE MEDICAL CENTER		1,491	288	16%	1,779
SOUTH LAKE HOSPITAL CLINICAL LAB		1,680	30	2%	1,710
SUNPATH MEDICAL DIAGNOSTICS LABORATORY	11	1,521	169	10%	1,701
POINCIANA MEDICAL CENTER		1,230	435	26%	1,665
FLORIDA HOSPITAL NORTH PINELLAS	5	1,481	115	7%	1,601
BAPTIST MEDICAL CENTER - NASSAU		1,520	76	5%	1,596
MEMORIAL HOSPITAL- MIRAMAR	9	1,411	116	8%	1,536
OPTEO LABORATORY		1,500	29	2%	1,529
UNIVERSITY HOSPITAL AND MEDICAL CENTER		1,153	372	24%	1,525
PHYSICIANS REGIONAL MEDICAL CENTER - PINE RIDGE RD		1,242	281	18%	1,523
QUEST DIAGNOSTICS	2	1,278	234	15%	1,514
MEMORIAL HOSPITAL MICRO		1,320	153	10%	1,473
LEESBURG REGIONAL MEDICAL CENTER		1,320	147	10%	1,467
WEST PALM HOSPITAL LAB		1,254	205	14%	1,459
LEE HEALTH COCONUT POINT CLINICAL LAB	1	1,177	278	19%	1,456
ST PETERSBURG GENERAL HOSPITAL		993	394	28%	1,387
WEST MARION COMMUNITY HOSPITAL LAB		1,286	100	7%	1,386
SOUTH SEMINOLE HOSPITAL LABORATORY		1,314	44	3%	1,358
MEASE DUNEDIN HOSPITAL	1	1,226	125	9%	1,352
ST VINCENT'S MEDICAL CENTER - SOUTHSIDE		1,307	26	2%	1,333
HIALEAH HOSPITAL	3	968	350	26%	1,321
MEMORIAL HOSPITAL PEMBROKE	3	1,168	143	11%	1,314
CITRUS MEMORIAL HOSPITAL LABORATORY		1,267	35	3%	1,302
OVIEDO MEDICAL CENTER		1,104	197	15%	1,301
FORT WALTON BEACH MEDICAL CENTER		1,124	146	11%	1,270
QUEST DIAGNOSTICS LENEXA	3	1,194	73	6%	1,270
MEDCOMP SCIENCES LLC	21	875	365	29%	1,261
BAPTIST NORTH EMERGENCY CENTER		878	374	30%	1,252
DOCTORS HOSPITAL OF SARASOTA CLINICAL LABORATORY		1,108	115	9%	1,223
FLORIDA HOSPITAL FISH MEMORIAL		1,001	208	17%	1,209
VISTA CLINICAL		743	462	38%	1,205
CLINICORE LABS		1,112	88	7%	1,200
QUEST NEW ENGLAND	1	1,140	38	3%	1,179
PALMS OF PASADENA HOSPITAL		968	159	14%	1,127

# COVID-19: testing by laboratory

Data through Jul 18, 2020 verified as of Jul 19, 2020 at 08:55 AM

Data in this report are provisional and subject to change.

The numbers in the table below represent the number for whom test results were received by the Department of Health. A person can be tested by more than one laboratory and can have both positive and negative results. **Therefore, the sum of the numbers in each column will be larger than the total number of people tested.**

Reporting lab	Inconclusive	Negative	Positive	Percent positive	Total
LOWER KEYS MEDICAL CENTER		989	78	7%	1,067
QUEST DIAGNOSTICS - ATLANTA		862	155	15%	1,017
QUEST DIAGNOSTICS - MIRAMAR	6	289	718	71%	1,013
RAULERSON HOSPITAL		851	157	16%	1,008
UHEALTH CORAL GABLES/LENNAR MED CTR		925	75	8%	1,000
CLEVELAND CLINIC TRADITION HOSPITAL		871	116	12%	987
SOUTH BAY HOSPITAL MICRO		841	141	14%	982
LMHS		901	75	8%	976
PUTNAM COMMUNITY MEDICAL CENTER		847	102	11%	949
ORLANDO VA MEDICAL CENTER		853	85	9%	938
BARTOW REGIONAL MEDICAL CENTER	1	795	138	15%	934
PHYSICIANS REGIONAL MEDICAL CENTER - COLLIER BLVD	1	752	165	18%	918
BMCT Molecular Diagnostics Subsection		726	183	20%	909
CLEVELAND CLINIC MARTIN NORTH HOSPITAL		778	124	14%	902
VIKOR SCIENTIFIC	2	601	295	33%	898
THE VILLAGES REGIONAL HOSPITAL		811	78	9%	889
TWIN CITIES HOSPITAL		820	61	7%	881
BETHESDA HOSPITAL WEST		760	66	8%	826
ADVENTHEALTH OCALA LABORATORY		688	127	16%	815
ST VINCENTS CLAY COUNTY		775	23	3%	798
FLORIDA HOSPITAL ORLANDO		745	52	7%	797
SYNERGY LABORATORIES	2	739	51	6%	792
AMERICAN HEALTH ASSOCIATES	5	484	300	38%	789
LAKESIDE MEDICAL CENTER		486	268	36%	754
HIGHLANDS REGIONAL MEDICAL CENTER		674	78	10%	752
P4 CLINICAL, LLC	9	617	122	16%	748
GULF BREEZE HOSPITAL LAB	1	585	87	13%	673
ANNE BATES LEACH EYE HOSPITAL/ ABLEH MICROBIOLOGY LABORATORY		654	18	3%	672
ENGLEWOOD COMMUNITY HOSPITAL		620	50	7%	670
QUEST DIAGNOSTICS INFECTIOUS DISEASE INC		289	379	57%	668
AVENTUS BIOLABS	1	379	288	43%	668
VISTA CLINICAL DIAGNOSTICS		356	279	44%	635
CAPSTONE HEALTHCARE		424	207	33%	631
ACCESSDX	5	337	258	43%	600
SACRED HEART-EMERALD COAST		502	91	15%	593
BAPTIST EMERGENCY CENTER OAKLEAF		486	91	16%	577
LEON MEDICAL CENTERS LLC		412	124	23%	536
ACCESS MEDICAL LABORATORIES		224	311	58%	535
ORLANDO HEALTH		10	512	98%	522
MARINERS HOSPITAL		452	65	13%	517
EGLIN AIRFORCE BASE LAB		477	38	7%	515
BAPTIST EMERGENCY CENTER CLAY		425	59	12%	484
BAPTIST HEALTH EMERGENCY CENTER COUNTRY WALK		412	68	14%	480
QUEST DIAGNOSTICS WOOD DALE		424	45	10%	469
LAB24 INC			468	100%	468
PATIENTS CHOICE LABORATORIES		176	286	62%	462

# COVID-19: testing by laboratory

Data through Jul 18, 2020 verified as of Jul 19, 2020 at 08:55 AM

Data in this report are provisional and subject to change.

The numbers in the table below represent the number for whom test results were received by the Department of Health. A person can be tested by more than one laboratory and can have both positive and negative results. **Therefore, the sum of the numbers in each column will be larger than the total number of people tested.**

Reporting lab	Inconclusive	Negative	Positive	Percent positive	Total
VAMC ORLANDO		296	156	35%	452
MARTIN MEMORIAL HEALTH SYSTEMS LABORATORY		407	33	8%	440
PANCARE OF FLORIDA, INC			435	100%	435
LEE MEMORIAL HOSPITAL LAB			418	100%	418
NCH HEALTHCARE SYSTEM MICROBIOLOGY LAB		1	404	100%	405
QUEST	1	71	328	82%	400
QUEST DIAGNOSTICS - IRVING	6	218	158	41%	382
BARDMOOR LABORATORY	1	331	50	13%	382
LABCORP RTP	1	39	338	89%	378
UNIVERSITY OF MIAMI HOSPITAL & CLINICS	1	344	33	9%	378
QUEST DIAGNOSTICS NICHOLS INSTITUTE	5	351	15	4%	371
HEALTHQUEST ESOTERICIS		64	295	82%	359
SOUTHEAST ALABAMA MEDICAL CENT		325	26	7%	351
AVERO DIAGNOSTICS - IRVING		312	36	10%	348
PATHNOSTICS		22	326	94%	348
NCH NORTHEAST		224	119	35%	343
TAMPA COMMUNITY HOSPITAL		214	128	37%	342
NIGHT LITE PEDIATRICS		196	142	42%	338
JACKSON HOSPITAL LAB		310	27	8%	337
NONE		185	146	44%	331
CLARITY LABS		267	49	16%	316
MEMORIAL PEMBROKE 24/7 CARE CENTER		235	78	25%	313
WALGREEN CO	1	278	33	11%	312
DAVITA LABS		284	26	8%	310
BIOREFERENCE LABORATORIES		25	281	92%	306
ADVANCE MEDICAL OF NAPLES			306	100%	306
APPLIED INGENUITY DIAGNOSTICS		273	26	9%	299
BIO COLLECTIONS INC	1	151	139	48%	291
BOSTON HEART DIAGNOSTICS CORP		275	12	4%	287
PATIENTS FIRST - MAHAN DRIVE		161	117	42%	278
PWN HEALTH	1	111	163	59%	275
DYNIX DIAGNOSTICS		187	87	32%	274
JACKSON HOSPITAL CLINICAL LABORATORY		221	47	18%	268
NEW YORK STATE ELR - NORTH SHORE LONG ISLAND JEWISH HEALTH		245	19	7%	264
ECCOLAB GROUP	1	73	189	72%	263
NEW YORK STATE ELR - LENCO MEDICAL LABORATORY		243	12	5%	255
PHYSICIANS STAT LAB		133	110	45%	243
UAB HIGHLANDS LABORATORY		239	1	0%	240
UHEALTH DEERFIELD BEACH/UMSYLVESTER DEERFIELD BEACH LABORATORY	1	223	14	6%	238
LUMINUS DIAGNOSTICS		166	71	30%	237
NEW YORK STATE ELR - NYU HOSPITALS CENTER CLINICAL LABORATORIES		227	10	4%	237
MARTIN MEMORIAL LABORATORY AT ST LUCIE WEST		203	33	14%	236
MAKO GENOMICS		218	11	5%	229
NEW YORK STATE ELR - DEPARTMENT OF CLINICAL LABS		222	4	2%	226
INFORM DIAGNOSTICS		223	2	1%	225
MINUTECLINIC LLC #3703		192	30	14%	222

# COVID-19: testing by laboratory

Data through Jul 18, 2020 verified as of Jul 19, 2020 at 08:55 AM

Data in this report are provisional and subject to change.

The numbers in the table below represent the number for whom test results were received by the Department of Health. A person can be tested by more than one laboratory and can have both positive and negative results. **Therefore, the sum of the numbers in each column will be larger than the total number of people tested.**

Reporting lab	Inconclusive	Negative	Positive	Percent positive	Total
FLO-MEDILAB SERVICES		80	140	64%	220
GENESIS REFERENCE LABORATORIES		1	215	100%	216
MEDSCAN LABORATORY INC		136	73	35%	209
PATIENT'S FIRST		3	205	99%	208
THERADOC		150	56	27%	206
LABCORP		18	187	91%	205
NCF DIAGNOSTICS & DNA TECHNOLOGIES	10	14	180	88%	204
CORE DIAGNOSTIC LABORATORIES LLC		173	28	14%	201
MILLENNIUM PATHOLOGY			189	100%	189
LAB CORP	1	60	127	68%	188
Assurance Scientific Laboratories		150	30	17%	180
HENDRY REGIONAL MEDICAL CENTER		2	176	99%	178
ST CLOUD REGIONAL MEDICAL CENTER		126	43	25%	169
BAPTIST MD ANDERSON CANCER CENTER		163			163
ASCEND CLINICAL		157	3	2%	160
GENESIS MEDICAL LABORATORY MIAMI FL.		78	79	50%	157
JAY HOSPITAL CLINICAL LABORATORY		126	30	19%	156
TENNESSEE DOH - NASHVILLE	1	138	14	9%	153
ORLANDO VETERANS AFFAIRS MEDICAL CENTER		32	119	79%	151
NORTH FLORIDA PEDIATRICS-TALLAHASSEE		136	14	9%	150
PATHGROUP LABS LLC		90	58	39%	148
ORLANDO VAMC		79	68	46%	147
SANFORD REFERENCE LAB		145			145
BIOCERNA LLC	2	97	43	30%	142
CURATIVE LABS		3	138	98%	141
UNKNOWN		8	131	94%	139
EXPRESS GENE MOLECULAR DIAGNOSTIC LABORATORY		2	132	99%	134
NEW YORK STATE ELR - NEW YORK PRESBYTERIAN HOSPITAL CUMC CLINICAL		121	13	10%	134
SMA SPECIALITY MEDICAL LAB		53	81	60%	134
NCH HEALTHCARE BONITA		92	42	31%	134
BAY PINES VAMC CLINICAL LABORATORY		2	131	98%	133
HOLMES REGIONAL MEDICAL CENTER		3	129	98%	132
MEMPHIS PATHOLOGY LABORATORY	1	124	5	4%	130
ADVENTHEALTH LAB			129	100%	129
LABCORP TAMPA	1	16	112	87%	129
BMHSI-AEL MICROBIOLOGY LABORATORY	2	102	23	18%	127
SUNRISE MEDICAL LABORATORIES		94	33	26%	127
FLAGLER HOSPITAL	3	15	108	86%	126
FLORIDA HOSPITAL WAUCHULA		64	61	49%	125
UAB UNIVERSITY OF ALABAMA HOSPITAL LAB		118	3	2%	121
MILLENNIUM PATHOLOGY/MICROBIOLOGY LABORATORY			120	100%	120
QUALITOX LABORATORIES		96	22	19%	118
LABTECH DIAGNOSTIC		83	35	30%	118
FLORIDA LABORATORY ANALYSIS		27	90	77%	117
VAMC WEST PALM LAB			117	100%	117
NEO GENOMICS - FORT MYERS		113	3	3%	116



# COVID-19: testing by laboratory

Data through Jul 18, 2020 verified as of Jul 19, 2020 at 08:55 AM

Data in this report are provisional and subject to change.

The numbers in the table below represent the number for whom test results were received by the Department of Health. A person can be tested by more than one laboratory and can have both positive and negative results. **Therefore, the sum of the numbers in each column will be larger than the total number of people tested.**

Reporting lab	Inconclusive	Negative	Positive	Percent positive	Total
NEW YORK STATE ELR - MOUNT SINAI LABORATORY		105	8	7%	113
BUREAU OF CLINICAL LABORATORIES		95	18	16%	113
ALLIED HEALTH FORT PIERCE		112			112
JAMES A. HALEY VETERANS MICRO LAB			111	100%	111
INTEGRATED REGIONAL LABORATORIES		99	11	10%	110
LEHIGH REGIONAL MEDICAL CENTER LAB		96	12	11%	108
ASAP LAB LLC		90	17	16%	107
AVECINA MEDICAL OAKLEAF		7	99	93%	106
NEW YORK STATE ELR - NEW YORK HOSPITAL LABORATORIES		101	5	5%	106
HOLY CROSS HOSPITAL LABORATORY			106	100%	106
MILLENNIUM LAB SERVICES			101	100%	101
STEWART REFERENCE LABORATORY			97	100%	97
PALM BEACH COUNTY HEALTH DEPT LAB		94	1	1%	95
IRL MARKET LAB		60	34	36%	94
ROSEN MEDICAL CENTER		86	7	8%	93
DIAGNOSTIC SOLUTIONS		3	90	97%	93
CENTRA CARE			89	100%	89
SPARROW HEALTHCARE		1	88	99%	89
GENETWORKX		15	71	83%	86
VETERANS AFFAIRS MEDICAL CENTER LAB			86	100%	86
USAFSAM/PHE		23	60	72%	83
MICROGEN DX		1	82	99%	83
MARTIN MEMORIAL MEDICAL CENTER LAB		12	69	85%	81
AKESOGEN		78	3	4%	81
MEDICAL DIAGNOSTICS LABORATORIES,INC		16	63	80%	79
NEW YORK STATE ELR - ENZO CLINICAL LABS INC		75	1	1%	76
ADVENT HEALTH DAYTONA		1	74	99%	75
NITE LITE PEDIATRICS		31	44	59%	75
MOLECULAR INFECTIOUS DISEASES		72	2	3%	74
CURATIVE LABS INC		12	62	84%	74
TEMPUS CLINICAL LABORATORY		63	11	15%	74
ST JUDE CHILDREN'S RESEARCH HOSPITAL		66	6	8%	72
NONA SCIENTIFIC			72	100%	72
MAYO CLINIC LABS - ROCHESTER MAIN CAMPUS		71	1	1%	72
ACUTIS DIAGNOSTICS		60	12	17%	72
GESSLER CLINIC			71	100%	71
UR MEDICINE LABS- CENTRAL LABORATORY		70			70
Highlands Regional Hospital		63	6	9%	69
FLORIDA COMMUNITY HEALTH CENTERS INC			69	100%	69
MEDARBOR DIAGNOSTICS		1	66	99%	67
FLORIDA HOSPITAL HEARTLAND MED CTR LAKE PLACID		52	15	22%	67
CENTRAL FLORIDA HEALTH CARE		46	21	31%	67
BAPTIST HEALTH SOUTH FLORIDA		3	63	95%	66
QPS, LLC		61	1	2%	62
DAVITA LABORATORY SERVICES		48	14	23%	62
AEL- MEMPHIS		17	44	72%	61

# COVID-19: testing by laboratory

Data through Jul 18, 2020 verified as of Jul 19, 2020 at 08:55 AM

Data in this report are provisional and subject to change.

The numbers in the table below represent the number for whom test results were received by the Department of Health. A person can be tested by more than one laboratory and can have both positive and negative results. **Therefore, the sum of the numbers in each column will be larger than the total number of people tested.**

Reporting lab	Inconclusive	Negative	Positive	Percent positive	Total
FAST TRACK URGENT CARE CENTER			60	100%	60
AVERO DIAGNOSTICS		46	12	21%	58
REAL DIAGNOSTIC	1	40	17	29%	58
HOLY CROSS HOSPITAL		1	57	98%	58
WUESTHOFF REF LABORATORY			57	100%	57
CENTRACARE		1	56	98%	57
VAMC BAY PINES		1	55	98%	56
GENE BY GENE			55	100%	55
LABCORP BURLINGTON (LPP)		11	44	80%	55
AVECINA MEDICAL SOUTHSIDE		30	25	45%	55
FINLAY CLINICAL LABORATORY		24	31	56%	55
INTERCOASTAL MEDICAL GROUP			54	100%	54
VAMC LAKE CITY		51	3	6%	54
BROWARD HEALTH MEDICAL CENTER		1	52	98%	53
ORLANDO VA PALMS		2	49	96%	51
SARASOTA CO. HEALTH DEPT # 58		40	11	22%	51
NEW YORK STATE ELR - WADSWORTH HEALTH CENTER		47	3	6%	50
P4 DIAGNOSTIX LABORATORY NETWORK		1	48	98%	49
MILLENIUUM PHYSICIANS GROUP			49	100%	49
LEON MEDICAL CENTER			49	100%	49
ARTHREX MEDICAL CENTER		27	20	43%	47
HOSPITAL FOR SPECIAL SURGERY		46	1	2%	47
SANTA ROSA MEDICAL CENTER			47	100%	47
H LEE MOFFITT CANCER CENTER MICRO		46			46
FULGENT DIAGNOSTICS	3	36	6	13%	45
BIOREFERENCE LABORATORY		1	44	98%	45
TOM LEE COMMUNITY HEALTH CENTER			45	100%	45
UNITED CLINICAL LABORATORY LLC			43	100%	43
C.W. BILL YOUNG VA MEDICAL CENTER		3	40	93%	43
HURLBURT FIELD CLINIC		23	20	47%	43
AVECINA MEDICAL JULINGTON		6	36	86%	42
HEALTH FIRST-HOLMES REGIONAL			41	100%	41
BAYCARE LAB		1	40	98%	41
QUEST TAMPA (NEW YORK ELR)		32	9	22%	41
NEW YORK STATE ELR - EMPIRECITY LABORATORIES		35	5	13%	40
EGLIN REGIONAL MEDICAL CENTER		4	35	90%	39
MAVERICK LABS			39	100%	39
AMELIA URGENT CARE			39	100%	39
FISHERMENS HOSPITAL CLINICAL LAB		37	2	5%	39
VHA PUBLIC HEALTH REFERENCE LABORATORY- PALO ALTO		27	12	31%	39
FLORIDA HOSPITAL NEW SMYRNA		4	34	89%	38
NAVY HOSPITAL			38	100%	38
PROVIDENCE HOSPITAL LABORATORY		35	1	3%	36
RCA LABORATORY SERVICES, LLC		7	29	81%	36
ST. CLOUD MEDICAL GROUP		35			35
IRL		4	31	89%	35

# COVID-19: testing by laboratory

Data through Jul 18, 2020 verified as of Jul 19, 2020 at 08:55 AM

Data in this report are provisional and subject to change.

The numbers in the table below represent the number for whom test results were received by the Department of Health. A person can be tested by more than one laboratory and can have both positive and negative results. **Therefore, the sum of the numbers in each column will be larger than the total number of people tested.**

Reporting lab	Inconclusive	Negative	Positive	Percent positive	Total
MORTON PLANT HOSPITAL			35	100%	35
CLINICAL REFERENCE LABORATORY		30	4	12%	34
NEW YORK STATE ELR - KALEIDA HEALTH CENTER FOR LABORATORY		29	4	12%	33
VA MEDICAL CENTER		7	26	79%	33
FLORIDA CLINICAL LABORATORY-BIOREFERENCE LABORATORIES		2	30	94%	32
SMA MEDICAL LABORATORY		8	24	75%	32
DEPARTMENT OF VETERANS AFFAIRS JAMES A. HALEY VETERANS HOSPITAL			32	100%	32
LAB CORP RTP	1	2	29	91%	32
VAMC GAINESVILLE		2	30	94%	32
DESOTO MEMORIAL HOSPITAL LAB			31	100%	31
BioReference Laboratories, Inc		21	10	32%	31
DYNAMIC MEDICAL USA			31	100%	31
QUEST DIAGNOSTICS-VERO BEACH-37TH ST		31			31
CAREMOUNT MEDICAL - PATHOLOGY		30			30
LAB CORP TAMPA			30	100%	30
MEDICAL DIAGNOSTIC LAB		1	29	97%	30
SOLARIS DIAGNOSTICS		2	27	93%	29
BAYFRONT HEALTH BROOKSVILLE			29	100%	29
NEW YORK STATE ELR - MONTEFIORE MEDICAL CENTER LABORATORIES - MOSES		23	6	21%	29
EAST MANATEE FAMILY	1		28	97%	29
UNKNOWN - BAD FACILITY CODE		2	26	93%	28
SOUTH LAKE HOSPITAL		1	27	96%	28
NAVAL HOSPITAL - JACKSONVILLE		1	26	96%	27
FINLAY CLINICAL LABORATORY INC		26	1	4%	27
P4CLINICAL	3	1	23	85%	27
BAYCARE HEALTH SYSTEM		1	26	96%	27
TRADITION MEDICAL CENTER LABORATORY		7	20	74%	27
INTERLAB		1	25	96%	26
AMERICAN PATHOLOGY PARTNERS		25	1	4%	26
MID-FLORIDA PATHOLOGY		11	15	58%	26
INTEGRITY LABORATORIES			26	100%	26
MORTON PLANT HOSPITAL/LAB		1	25	96%	26
CDC		17	9	35%	26
ALL CHILDREN'S HOSPITAL LAB		1	25	96%	26
FAWCETT MEMORIAL HOSPITAL-LAB		1	25	96%	26
SUNCOAST LABS			25	100%	25
SACRED HEART HOSPITAL ON THE GULF		10	15	60%	25
REFUAH HEALTH CENTER LABORATORY		25			25
TAMPA GENERAL HOSPITAL CLINICAL LAB			25	100%	25
CAPITAL REGIONAL MEDICAL CENTER		1	24	96%	25
QUEST DIAGNOSTIC INC		2	23	92%	25
ADVENTHEALTH CENTRA CARE OVIEDO		5	19	79%	24
325TH MEDICAL GROUP			24	100%	24
NEW YORK STATE ELR - WHITE PLAINS HOSPITAL CENTER LAB		24			24
MOBILE INFIRMARY MED CENTER PATH LAB		22	2	8%	24
ORLANDO REGIONAL MEDICAL CENTER		1	23	96%	24

# COVID-19: testing by laboratory

Data through Jul 18, 2020 verified as of Jul 19, 2020 at 08:55 AM

Data in this report are provisional and subject to change.

The numbers in the table below represent the number for whom test results were received by the Department of Health. A person can be tested by more than one laboratory and can have both positive and negative results. **Therefore, the sum of the numbers in each column will be larger than the total number of people tested.**

Reporting lab	Inconclusive	Negative	Positive	Percent positive	Total
HUNTSVILLE HOSPITAL LABORATORY		18	6	25%	24
Quest Diag Unspecifd		4	20	83%	24
ST VINCENT'S BIRMINGHAM LABORATORY		24			24
ALLSOUTH URGENT CARE			23	100%	23
LABORATORY CORP OF AMERICA	1	4	18	78%	23
ACCU REFERENCE MEDICAL LAB			23	100%	23
LABORATORY DYNAMICS		20	3	13%	23
ST JOSEPHS CHILDRENS OUTREACH			23	100%	23
QDX PATHOLOGY SERVICES		13	10	43%	23
LABFIRST - DEPARTMENT OF PATHOLOGY		23			23
PENNSYLVANIA DEPT OF HEALTH		19	3	14%	22
ST. ANTHONY'S HOSPITAL			22	100%	22
PRIVA PATH LABS			21	100%	21
AMERICAN RESEARCH LABS		1	20	95%	21
NEW YORK STATE ELR - NEWYORK-PRESBYTERIAN/QUEENS DIAGNOSTIC		20	1	5%	21
JACKSON MEMORIAL HOSPITAL			21	100%	21
HEALTH FIRST-PALM BAY			20	100%	20
ST. MARY'S MEDICAL CENTER LAB			20	100%	20
MIAMI BEACH COMMUNITY HEALTH CENTER			20	100%	20
QUEST DIAGNOSTICS NICHOLS INSTITUTE- LPP		3	17	85%	20
MIAMI VAMC			20	100%	20
ST. CLOUD HOSPITAL		20			20
QUEST DIAGNOSTICS INC.			20	100%	20
BROWARD HEALTH CORAL SPRINGS EPIDEMIOLOGY DEPT			20	100%	20
US BIOTEK LABORATORIES			20	100%	20
CHILDREN'S HOSPITAL OF ALABAMA		20			20
LABCORP BIRMINGHAM		4	16	80%	20
GULF COAST MOLECULAR LABORATORIES		13	7	35%	20
NEW YORK STATE ELR - STONY BROOK UNIVERSITY MEDICAL CENTER		16	3	16%	19
INTEGRATED REGIONAL LABORATORIES - LARGO			19	100%	19
KENDALL REGIONAL MEDICAL CENTER LAB			19	100%	19
NEW PLANT CITY FAMILY CARE			19	100%	19
SANFORD LABORATORIES		19			19
PATRICK AIR FORCE BASE		1	18	95%	19
MED HEALTH SERVICES		18	1	5%	19
NEW YORK STATE ELR - CATHOLIC HEALTH SYSTEM DEPT LABORATORY		18			18
ADVENT HEALTH FISH MEMORIAL		2	16	89%	18
USA HEALTH UNIVERSITY HOSPITAL CLINICAL LABORATORY		18			18
PACIFIC ANALYTICS			18	100%	18
STONE WASH CLINICAL LABORATORIES		2	16	89%	18
CAPE CANAVERAL HOSPITAL			18	100%	18
LABORATORY SPECIALISTS OF MICHIGAN			18	100%	18
MIAMI VA HEALTHCARE SYSTEM			17	100%	17
POPLAR HEALTHCARE PLLC	1	10	6	35%	17
GRAVITY DIAGNOSTICS		11	6	35%	17
MACDILL AIRFORCE BASE MICRO		14	3	18%	17

# COVID-19: testing by laboratory

Data through Jul 18, 2020 verified as of Jul 19, 2020 at 08:55 AM

Data in this report are provisional and subject to change.

The numbers in the table below represent the number for whom test results were received by the Department of Health. A person can be tested by more than one laboratory and can have both positive and negative results. **Therefore, the sum of the numbers in each column will be larger than the total number of people tested.**

Reporting lab	Inconclusive	Negative	Positive	Percent positive	Total
WATSON CLINIC LLP SOUTH			17	100%	17
CLEVELAND CLINIC FOUNDATION		9	8	47%	17
ARUP		4	12	75%	16
NEW YORK STATE ELR - BROOKDALE UNIVERSITY HOSPITAL		16			16
SEBASTIAN RIVER MEDICAL CENTER		6	10	63%	16
MY CLINICAL LAB			16	100%	16
VA		15	1	6%	16
PARRISH MEDICAL CENTER		1	15	94%	16
EXPERTUS LABORATORIES INC		8	8	50%	16
FLORIDA WOMAN CARE LABORATORY LLC		13	3	19%	16
MADISON CORE LABORATORIES		15	1	6%	16
TGH		1	15	94%	16
CENTRA CARE CONWAY			15	100%	15
ASSOCIATED CLINICAL LABORATORIES		15			15
NEW YORK STATE ELR - QUEST DIAGNOSTICS NICHOLS		14	1	7%	15
UNITED CLINICAL LABS			15	100%	15
IPSUM DIAGNOSTICS			15	100%	15
CITRUS MEMORIAL HEALTH SYSTEM LAB		1	14	93%	15
LAB			15	100%	15
QUESTDIAGNOSTICS INCORPORATED		1	14	93%	15
FLORIDA DEPARTMENT OF HEALTH		10	5	33%	15
PALO ALTO VA MEDICAL CENTER		1	14	93%	15
NXGEN MDX		11	4	27%	15
DIATHERIX		13	2	13%	15
QUEST DIAGNOSTICS NICHOLS INSTITUTE - SJC (LPP)		10	4	29%	14
QUEST DIAGNOSTICS INCORPORATED			14	100%	14
HEALTH CENTRAL HOSPITAL			14	100%	14
DOCTORS MEMORIAL HOSPITAL		6	8	57%	14
ALL CHILDREN'S HOSPITAL/LAB			14	100%	14
TIDE LABORATORIES		4	10	71%	14
CORE DIAGNOSTIC LABORATORIES			14	100%	14
LECONTE MEDICAL CENTER LAB		11	3	21%	14
PHYSICIANS REGIONAL HEALTHCARE SYSTEM			14	100%	14
MEDCOMP SCIENCES			13	100%	13
UNIVERSITY HEALTH SYSTEM INC		13			13
XERA MED RESEARCH			13	100%	13
NEW YORK STATE ELR - UNIVERSITY HOSPITAL, STONY BROOK SOUTHAMPTON		13			13
MILLENNIUM PHYSICIAN GROUP LCC			13	100%	13
ST. JOSEPHS HOSPITAL			13	100%	13
GENPATH			13	100%	13
TOTAL RENAL LABORATORIES INC		7	5	42%	12
NEW YORK STATE ELR - WILSON MEMORIAL REGIONAL MEDICAL CENTER		12			12
VIERA HOSPITAL			12	100%	12
SEVEN RIVERS REGIONAL MEDICAL CENTER		1	11	92%	12
ST FRANCIS HOSPITAL		9	3	25%	12
PROTEUS MOLECULAR AND CLINICAL LAB		8	4	33%	12

# COVID-19: testing by laboratory

Data through Jul 18, 2020 verified as of Jul 19, 2020 at 08:55 AM

Data in this report are provisional and subject to change.

The numbers in the table below represent the number for whom test results were received by the Department of Health. A person can be tested by more than one laboratory and can have both positive and negative results. **Therefore, the sum of the numbers in each column will be larger than the total number of people tested.**

Reporting lab	Inconclusive	Negative	Positive	Percent positive	Total
OUT OF STATE		12			12
WHITE WILSON MEDICAL CENTER CLINIC			12	100%	12
NEW YORK STATE ELR - LENOX HILL HOSPITAL		11	1	8%	12
SHORELINE PHYSICIAN GROUP			12	100%	12
NEW YORK STATE ELR - QUEST DIAGNOSTICS INCORPORATED		9	3	25%	12
DEPARTMENT OF VETERANS AFFAIRS MEDICAL CENTER			12	100%	12
BAYFRONT		10	2	17%	12
BIO-REFERENCE LABORATORIES			12	100%	12
BROWARD DIALYSIS			12	100%	12
ADVANCED URGENT CARE		10	2	17%	12
ARCPOINT LABS OF TAMPA			12	100%	12
FLORIDA DEPT OF HEALTH		4	8	67%	12
LAB PLUS, LLC AT SAINT THOMAS WEST HOSPITAL		9	3	25%	12
BAPTIST SOUTH MEDICAL CENTER		2	10	83%	12
AMERICAN ESOTERIC LABORATORIES			11	100%	11
NEW YORK STATE ELR - WESTCHESTER MEDICAL CENTER		11			11
SUNQUEST		2	9	82%	11
BAY MEDICAL CENTER SACRED HEART HEALTH SYSTEM			11	100%	11
FLORIDA COMMUNITY HEALTH CENTER OF ST. LUCIE			11	100%	11
DELRAY MEDICAL CENTER LAB			11	100%	11
MOFFITT CANCER CENTER		9	2	18%	11
PALM BAY HOSPITAL		1	10	91%	11
DOH		1	10	91%	11
PARK WEST MEDICAL CENTER		10	1	9%	11
GARCIA CLINICAL LABORATORY		1	10	91%	11
INDIAN RIVER MEDICAL CENTER		11			11
JACKSON HEALTH SYSTEM			11	100%	11
LAB INTERMARKET FACILITY LAB			11	100%	11
GRAVITY DIAGNOSTICS, LLC		3	8	73%	11
NORTH SHORE UNIVERSITY HOSPITAL LABORATORY		9	1	10%	10
ESCAMBIA COMMUNITY CLINIC			10	100%	10
PARKWEST MEDICAL CENTER		9	1	10%	10
NEW JERSEY DEPARTMENT OF HEALTH COMMUNICABLE DISEASE SERVICE		3	7	70%	10
LABCORP - MIAMI		4	6	60%	10
BAYCARE OUTREACH LABORATORY SERVICES		1	9	90%	10
BROWARD HEALTH CARE			10	100%	10
MED ARBOR			10	100%	10
LAKE BALDWIN CBOC		9	1	10%	10
PATHGROUP LABS			10	100%	10
GENESIS LABORATORY MANAGEMENT			10	100%	10
FULGENT GENETICS		5	5	50%	10
LABCORP INC		1	9	90%	10
MEDICAL LABORATORY DIAGNOSTICS			10	100%	10
NEW YORK STATE ELR - ROCHESTER GENERAL HOSPITAL LABORATORY		9	1	10%	10
DIAGNOSTIC LABORATORY OF OKLAHOMA		10			10
LABCORP - CLEARWATER		3	6	67%	9

# COVID-19: testing by laboratory

Data through Jul 18, 2020 verified as of Jul 19, 2020 at 08:55 AM

Data in this report are provisional and subject to change.

The numbers in the table below represent the number for whom test results were received by the Department of Health. A person can be tested by more than one laboratory and can have both positive and negative results. **Therefore, the sum of the numbers in each column will be larger than the total number of people tested.**

Reporting lab	Inconclusive	Negative	Positive	Percent positive	Total
CAYUGA MEDICAL CENTER AT ITHACA		8	1	11%	9
BAPTIST CLAY			9	100%	9
PREMIER MEDICAL LABORATORY SERVICES			9	100%	9
QUEST INFECTIOUS DISEASE	1	4	4	44%	9
ST. JOSEPH HOSPITAL LAB			9	100%	9
SELECT REFERENCE LABORATORIES, LLC			9	100%	9
MICHIGAN DEPARTMENT OF HEALTH AND HUMAN SERVICES			9	100%	9
CLARITY LAB SOLUTIONS		3	6	67%	9
UVMC MICROBIOLOGY		9			9
CORE LABORATORY		1	8	89%	9
VENICE REGIONAL MEDICAL CENTER			9	100%	9
NIGHT LITE PEDIATRICS URGENT CARE			9	100%	9
UPMC CHAUTAUQUA AT WCA LABORATORY		9			9
CLINICAL RESEARCH SEQUENCING PLATFORM			8	100%	8
CONSOLIDATED LAB SERVICES		8			8
ST JOSEPHS HOSPITAL			8	100%	8
MINUTE CLINIC INCORPORATE		7	1	13%	8
GENEUS DIAGNOSTICS			8	100%	8
JACKSON NORTH MEDICAL CENTER		1	7	88%	8
DEVANSH LAB WERKS INC		6	2	25%	8
EAST ALABAMA MEDICAL CENTER LABORATORY		6	2	25%	8
BIO REFERENCE LABORATORIES		3	5	63%	8
HEALTH FIRST-VIERA HOSPITAL			8	100%	8
NORTH CAROLINA DEPARTMENT OF HEALTH & HUMAN SERVICES			8	100%	8
WESTPAC LABS			8	100%	8
ST MARY'S MEDICAL CENTER		1	7	88%	8
CENTRA CARE - SAND LAKE			8	100%	8
ST JOSEPH'S HEALTHLINE		1	7	88%	8
GENESIS DIAGNOSTICS			8	100%	8
THE COMMONWEALTH OF MASSACHUSETTS			8	100%	8
EMERGENCY PHYSICIANS MEDICAL CENTER			8	100%	8
MAYO CLINIC DEPT OF LAB MED PATHOLOGY			8	100%	8
UMHC/SYLVESTER AT KENDALL		1	7	88%	8
CBS LABORATORY		1	7	88%	8
MOLECULAR TESTING LABS			8	100%	8
DYNAMIC DNA LAB			7	100%	7
SMA LAB		3	4	57%	7
RDX BIOSCIENCE,			7	100%	7
WATSON CLINIC LLP MAIN			7	100%	7
ORMOND BEACH CENTRA CARE			7	100%	7
NEW YORK STATE ELR - JAMES J PETERS VA MEDICAL CENTER		5	2	29%	7
CLINICAL PATHOLOGY LABORATORIES, INC.			7	100%	7
DOCTOR'S IN HOUSE LAB			7	100%	7
LONGLEAF DIAGNOSTIC LABORATORIES		2	5	71%	7
AMELIA EXPRESS CARE			7	100%	7
SYLVESTER AT PLANTATION LABORATORY		6	1	14%	7

# COVID-19: testing by laboratory

Data through Jul 18, 2020 verified as of Jul 19, 2020 at 08:55 AM

Data in this report are provisional and subject to change.

The numbers in the table below represent the number for whom test results were received by the Department of Health. A person can be tested by more than one laboratory and can have both positive and negative results. **Therefore, the sum of the numbers in each column will be larger than the total number of people tested.**

Reporting lab	Inconclusive	Negative	Positive	Percent positive	Total
ADVENT HEALTH CENTRA CARE: WATERFORD LAKES			7	100%	7
NO NAME		5	2	29%	7
NEW YORK STATE ELR - CATHOLIC HEALTH SERVICES REGIONAL LABORATORY		5	2	29%	7
SOUTHEAST ALABAMA MEDICAL CENTER			7	100%	7
BAYFRONT HEALTH SPRING HILL			7	100%	7
NEW YORK STATE ELR - ERIE COUNTY MEDICAL CTR CLINICAL LABS		7			7
MACDILL AFB HOSPITAL		1	6	86%	7
NORTH BAY HOSPITAL			7	100%	7
PATHOGENIUS LABORATORIES		2	4	67%	6
PHAROS HEALTH		1	5	83%	6
STATE LAB		1	5	83%	6
PENSACOLA PEDIATRICS			6	100%	6
TRUE HEALTH DIAGNOSTICS		1	5	83%	6
ARCHBOLD MEMORIAL HOSPITAL/LAB		3	3	50%	6
ST JOSEPH HOSPITAL		5	1	17%	6
SACRED HEART HEALTH SYSTEM			6	100%	6
CLEVELAND CLINIC			6	100%	6
POARCH BANC CREEK INDIANS TRIBAL HEALTH DEPARTMENT			6	100%	6
ST. JOSEPH'S HOSPITAL LAB			6	100%	6
HEALTHLINK DIAGNOSTIC LABORATORIES		1	5	83%	6
NEW YORK STATE ELR - SARATOGA HOSPITAL LABORATORY		6			6
WOLFSON CHILDREN'S HOSPITAL			6	100%	6
NEW YORK STATE ELR - LOURDES HOSPITAL INC		6			6
BAYFRONT HEALTH ER PINELLAS PARK		3	3	50%	6
NEW YORK STATE ELR - JAMAICA HOSPITAL MEDICAL CENTER		6			6
PRIDE DIAGNOSTICS		6			6
VAMC			6	100%	6
PRATTVILLE BAPTIST HOSPITAL		5	1	17%	6
MICHIGAN DEPARTMENT OF COMMUNITY HEALTH		1	5	83%	6
AMERICAN HEALTH ASSOCIATES OF TAMPA			6	100%	6
ST VINCENTS MEDICAL CENTER RIVERSIDE NURSING			6	100%	6
LEE MEMORIAL LAB GULF COAST			6	100%	6
NEW YORK STATE ELR - GOOD SAMARITAN HOSPITAL LABORATORY		6			6
NORTHWELL HEALTH PLAINVIEW HOSPITAL LABORATORY		5	1	17%	6
ADVENTHEALTH CENTRA CARE ORMOND BEACH			6	100%	6
NEW YORK STATE ELR - ST PETER'S BENDER LABORATORY		6			6
FLORIDA DEPARTMENT OF HEALTH IN LAKE COUNTY		3	3	50%	6
LEE COUNTY HEALTH DEPARTMENT		4	2	33%	6
ST CATHERINE OF SIENA HOSPITAL		6			6
VENICE REGIONAL MEDICAL LAB SERVICES			6	100%	6
PERSONALIZED GENETIC TESTING			6	100%	6
HEALTH FIRST CAPE CANAVERAL HOSPITAL			5	100%	5
Diatherix Laboratories, LLC		1	4	80%	5
CONNECTICUT DEPARTMENT OF HEALTH		4	1	20%	5
ARNOT OGDEN MEDICAL CENTER LABORATORY		5			5
NEW YORK PRESBYTERIAN - ALLEN HOSPITAL		5			5



# COVID-19: testing by laboratory

Data through Jul 18, 2020 verified as of Jul 19, 2020 at 08:55 AM

Data in this report are provisional and subject to change.

The numbers in the table below represent the number for whom test results were received by the Department of Health. A person can be tested by more than one laboratory and can have both positive and negative results. **Therefore, the sum of the numbers in each column will be larger than the total number of people tested.**

Reporting lab	Inconclusive	Negative	Positive	Percent positive	Total
DOH JACKSONVILLE CENTRAL LABORATORY		3	2	40%	5
CHILDREN'S HOSPITAL OF PHILADELPHIA		5			5
CANTON-POTSDAM HOSPITAL LABORATORY		5			5
NEW YORK STATE ELR - VASSAR BROTHERS MEDICAL CENTER LABORATORY		5			5
ST VINCENT'S EAST LABORATORY		5			5
XRL SXF REF LAB		5			5
JFK MEDICAL CENTER NORTH LAB			5	100%	5
FRANCES WARDE MEDICAL LABORATORY		2	3	60%	5
PROMEDICA LABORATORIES		5			5
UNIVERSITY HOSPITAL - STONY BROOK EASTERN		5			5
FLOWERS HOSPITAL		1	4	80%	5
NORTH OKALOOSA MEDICAL CENTER			5	100%	5
WUESTHOFF MEDICAL CENTER-MELBOURNE			5	100%	5
NEW YORK STATE ELR - BRONX LEBANON HOSPITAL-MEDICAL CENTER		4	1	20%	5
LABCORP BURLINGTON CYTO		4	1	20%	5
BAY PINES VA		1	4	80%	5
TAMIAMI LAB MILLENNIUM			5	100%	5
SOUTH SEMINOLE HOSPITAL		1	4	80%	5
UPMC HEALTH SYSTEM		4	1	20%	5
PALM BEACH PATHOLOGY		4	1	20%	5
HUNTINGTON HOSPITAL LABORATORY		4	1	20%	5
BIOTECH			5	100%	5
BOCA RATON REGIONAL HOSPITAL LAB			5	100%	5
SPECIALITY LABORATORIES,INC		4	1	20%	5
BOCA BIOLISTICS REFERENCE LABORATORY			5	100%	5
ROCKLEDGE			5	100%	5
ST ELIZABETH MEDICAL CENTER LABORATORY		5			5
BROWARD COUNTY HEALTH DEPT.			5	100%	5
AEL KNOXVILLE			5	100%	5
ST ANTHONY NORTH			5	100%	5
NEW YORK STATE ELR - HUDSON VALLEY HOSPITAL CENTER LABORATORY		4	1	20%	5
THOMAS JEFFERSON UNIVERSITY HOSPITAL		4			4
LINCOLN MEDICAL AND MENTAL HEALTH CENTER		4			4
DCH REGIONAL MEDICAL CENTER LABORATORY		4			4
BIOFIRE			4	100%	4
SOUTHEAST FAMILY HEALTHCARE CENTER			4	100%	4
AMELIA MEDICAL CARE			4	100%	4
PEDIATRIC HEALTH CARE ALLIANCE			4	100%	4
STATEN ISLAND UNIVERSITY HOSPITAL-POUCH		4			4
BAYONET POINT MEDICAL CENTER			4	100%	4
THE VILLAGES CLINICAL LAB		4			4
MERCY HOSPITAL MIAMI LAB			4	100%	4
CREATIVE TESTING SOLUTIONS			4	100%	4
QUEST DIAGNOSTICS- MELBOURNE			4	100%	4
DAVITA LABORATORY		4			4
LABCORP - NAPLES			4	100%	4

# COVID-19: testing by laboratory

Data through Jul 18, 2020 verified as of Jul 19, 2020 at 08:55 AM

Data in this report are provisional and subject to change.

The numbers in the table below represent the number for whom test results were received by the Department of Health. A person can be tested by more than one laboratory and can have both positive and negative results. **Therefore, the sum of the numbers in each column will be larger than the total number of people tested.**

Reporting lab	Inconclusive	Negative	Positive	Percent positive	Total
PRECISION LABS LLC		1	3	75%	4
DTR LABS		3	1	25%	4
MAGNOLIA DIAGNOSTIC			4	100%	4
NEW YORK STATE ELR - SOUTHSIDE HOSPITAL NORTHWELL HEALTH LABORATORY		3	1	25%	4
SOUTHWESTERN REGIONAL MEDICAL CENTER - TULSA		4			4
FINLAY C. LABORATORY		3	1	25%	4
LEHIGH VALLEY HOSPITAL		3	1	25%	4
TYNDALL AFB			4	100%	4
EXPRESS TESTING-ONE			4	100%	4
MISSOURI DEPARTMENT OF HEALTH AND SENIOR SERVICES			4	100%	4
INTERMARKET FACILITY			4	100%	4
SUNCOAST COMMUNITY HEALTH CENTERS PEDIATRICS			4	100%	4
COLORADO DEPARTMENT OF PUBLIC HEALTH AND ENVIRONMENT			4	100%	4
NORTHWEST FLORIDA COMMUNITY HOSPITAL		1	3	75%	4
MEDLOGIC, LLC		1	3	75%	4
BOND CLINIC			4	100%	4
BROOKWOOD BAPTIST MEDICAL CENTER		4			4
THE CENTER FOR URGENT CARE		3	1	25%	4
COMMUNITY HEALTH OF SOUTH FLORIDA			4	100%	4
WUESTHOFF MEMORIAL HOSPITAL			4	100%	4
BAYCARE LABORATORIES			4	100%	4
NEW YORK STATE ELR - LABORATORY ALLIANCE OF CENTRAL NEW		4			4
OKLAHOMA STATE UNIVERSITY DIAGNOSTIC LAB			4	100%	4
NEW YORK STATE ELR - BROOKLYN HOSPITAL CENTER DOWNTOWN CAMPUS		4			4
MAYO CLINIC LABS - ROCHESTER SUPERIOR DRIVE			4	100%	4
MINUTECLINIC DIAGNOSTIC OF RHODE ISLAND, LLC #729		4			4
TRUGENX			4	100%	4
LAKELAND REGIONAL HEALTH			4	100%	4
MONTEFIORE ST LUKE'S CORNWALL HOSPITAL		2	1	33%	3
BEAUMONT LABORATORY			3	100%	3
PUBLIC HEALTH LAB		3			3
LEE MEMORIAL HEALTH PARK LAB			3	100%	3
LABCORP DIAGNOSTICS-MIAMI		2	1	33%	3
ILLINOIS DEPARTMENT OF PUBLIC HEALTH			3	100%	3
TAMPA GENERAL HOSPITAL LABORATORY			3	100%	3
MAYO MEDICAL LABORATORIES		2	1	33%	3
CENTRAL FLORIDA HEALTH CARE INC			3	100%	3
LAB CORP OF AMERICA		1	2	67%	3
OPTUM LABS LLC			3	100%	3
AVELLINO LAB USA INC		3			3
JACKSON SOUTH COMMUNITY HOSPITAL LAB			3	100%	3
LAKE WALES MEDICAL CENTER INC			3	100%	3
Cleveland Clinic Laboratories		1	2	67%	3
CLINICORE			3	100%	3
DOCTOR'S MEMORIAL HOSPITAL			3	100%	3
VIRGINIA DIVISION OF CONSOLIDATED LABORATORIES			3	100%	3

# COVID-19: testing by laboratory

Data through Jul 18, 2020 verified as of Jul 19, 2020 at 08:55 AM

Data in this report are provisional and subject to change.

The numbers in the table below represent the number for whom test results were received by the Department of Health. A person can be tested by more than one laboratory and can have both positive and negative results. **Therefore, the sum of the numbers in each column will be larger than the total number of people tested.**

Reporting lab	Inconclusive	Negative	Positive	Percent positive	Total
WAKEMED		1	2	67%	3
WINTER HAVEN HOSPITAL			3	100%	3
BAYCARE OUTREACH LABORATORY HOSPITAL			3	100%	3
BRANCH MEDICAL CLINIC			3	100%	3
SELECT LABORATORIES MARION COUNTY, LLC.			3	100%	3
VA OUTPATIENT			3	100%	3
MONTEFIORE NEW ROCHELLE HOSPITAL		3			3
KEY WEST URGENT CARE, INC		3			3
QUEST DIAGNOSTIC			3	100%	3
NORTH BROWARD HOSPITAL DISTRICT HEALTHCARE FOR THE HOMELESS			3	100%	3
BAPTIST MEDICAL CENTER EAST		2	1	33%	3
STATEN ISLAND UNIVERSITY HOSPITAL		3			3
EMERGENCY MEDICAL CENTER			3	100%	3
BARONESS ERLANGER HOSPITAL		3			3
UNKNOWN LAB			3	100%	3
PINELLAS COUNTY HEALTH DEPARTMENT		2	1	33%	3
ST LUKES HOSPITAL LABORATORY		2	1	33%	3
GENUS DIAGNOSTICS			3	100%	3
SHELBY COUNTY HEALTH CARE CORPORATION		1	2	67%	3
FAMILY HEALTH CENTERS OF SWF LABS			3	100%	3
ABBOTT			3	100%	3
METHODIST MEDICAL CENTER		2	1	33%	3
FLORIDA CLINICAL LAB			3	100%	3
FISHERMEN'S HOSPITAL			3	100%	3
ASCENSION ST. VINCENT'S PRIMARY CARE			3	100%	3
ACH			3	100%	3
JOE DIMAGGIO CHILDREN'S HOSPITAL		1	2	67%	3
PECONIC BAY MEDICAL CENTER LABORATORY		2	1	33%	3
NICHOLS INSTITUTE QUEST DIAGNOSTICS		2	1	33%	3
DOH-TAMPA BRANCH LABORATORY (MLK BLVD)			3	100%	3
NEW YORK STATE ELR - JACOBI MEDICAL CENTER		3			3
NEW YORK STATE ELR - NORTH CENTRAL BRONX HOSP		3			3
NEW YORK STATE ELR - SAMARITAN HOSPITAL LABORATORY		3			3
MHHS All Lab Subsection		3			3
INDIAN RIVER CHD VERO BEACH		2	1	33%	3
LAKE CITY VETERANS HOSPITAL			3	100%	3
VIRTUA VOORHEES HOSPITAL		3			3
GULF COAST MEDICAL GROUP			3	100%	3
HEALTHMARK REGIONAL HOSPITAL LAB		1	2	67%	3
TIMBER RIDGE LABORATORY			3	100%	3
LABORATORY OF FLORIDA			3	100%	3
FLORIDA MEDICAL CLINIC			3	100%	3
PALMS WEST HOSPITAL			3	100%	3
MOLECULAR DIAGNOSTICS			3	100%	3
PENNSYLVANIA DEPARTMENT OF HEALTH BUREAU OF LABORATORIES			3	100%	3
SAMARITAN MEDICAL CENTER		3			3

# COVID-19: testing by laboratory

Data through Jul 18, 2020 verified as of Jul 19, 2020 at 08:55 AM

Data in this report are provisional and subject to change.

The numbers in the table below represent the number for whom test results were received by the Department of Health. A person can be tested by more than one laboratory and can have both positive and negative results. **Therefore, the sum of the numbers in each column will be larger than the total number of people tested.**

Reporting lab	Inconclusive	Negative	Positive	Percent positive	Total
MARSHALL MEDICAL CENTER SOUTH LAB		2			2
NEW YORK STATE DEPARTMENT OF HEALTH		1	1	50%	2
NEW YORK STATE ELR - AUBURN COMMUNITY HOSPITAL		2			2
BIO-TECH CLINICAL LABORATORIES			2	100%	2
ST. JOSEPH REGIONAL MEDICAL CENTER			2	100%	2
LEESBURG REGIONAL MEDICAL CENTER		1	1	50%	2
CLINICAL PATHOLOGY LABS		1	1	50%	2
JOHN D. ARCHBOLD MEM. HOSPITAL			2	100%	2
COVENIENT CARE MEDICAL CLINIC			2	100%	2
LABCORP RARITAN		2			2
CONNECTDX			2	100%	2
MARINER'S HOSPITAL			2	100%	2
ADVENT HEALTH SEBRING			2	100%	2
PPD			2	100%	2
KEY PRIMARY CASE			2	100%	2
SIGNATURE CARE PFLUGERVILLE			2	100%	2
NOVANT HEALTH INPATIENT CARE			2	100%	2
SARASOTA MEMORIAL MEDICAL URGENT CARE CENTER			2	100%	2
PREMIER LABORATORY SERVICES, LLC			2	100%	2
NEWYORK-PRESBYTERIAN/ LAWRENCE HOSPITAL LABORATORY		2			2
SCDHEC BUREAU OF LABORATORIES			2	100%	2
IOWA DEPARTMENT OF PUBLIC HEALTH			2	100%	2
AVELLINO LAB USA, INC		2			2
OMNI			2	100%	2
LABCORP - STUART		1	1	50%	2
ADVANCED MEDICAL CARE			2	100%	2
FLORIDA CLINICAL LABORATORY INC			2	100%	2
OKLAHOMA STATE DEPARTMENT OF HEALTH-PUBLIC HEALTH LABORATORY			2	100%	2
FCHC (OB)-DARWIN SQUARE CTR.			2	100%	2
NORTH FLORIDA/SOUTH GEORGA VETERANS HEALTH SYSTEM			2	100%	2
AMEERAH LABS			2	100%	2
MEMORIAL SLOAN KETTERING CANCER CENTER		1	1	50%	2
CALHOUN LIBERTY HOSPITAL			2	100%	2
SOUTH GEORGIA MEDICAL CENTER			2	100%	2
OHIO DEPARTMENT OF HEALTH LABORATORY		2			2
UC CORAL GABLES			2	100%	2
LABCORP - OHIO			2	100%	2
QUEST DIAGNOSTICS-N ST PETERSBURG-5TH			2	100%	2
CENTRA CARE HUNTER'S CREEK			2	100%	2
QUEENS HOSPITAL CENTER		2			2
QUEST DIAGNOSITCS INCORPORATED			2	100%	2
NORTHERN DUTCHESS HOSPITAL LABORATORY		2			2
WALGREENS #5317		2			2
TREASURE COAST COMMUNITY HEALTH			2	100%	2
NEW YORK STATE ELR - ORANGE REGIONAL MEDICAL CENTER LABORATORY		2			2
BAY CARE			2	100%	2

# COVID-19: testing by laboratory

Data through Jul 18, 2020 verified as of Jul 19, 2020 at 08:55 AM

Data in this report are provisional and subject to change.

The numbers in the table below represent the number for whom test results were received by the Department of Health. A person can be tested by more than one laboratory and can have both positive and negative results. **Therefore, the sum of the numbers in each column will be larger than the total number of people tested.**

Reporting lab	Inconclusive	Negative	Positive	Percent positive	Total
UNIVERSITY HOSPITAL			2	100%	2
AMMON LABS			2	100%	2
UNIVERSITY HOSPITAL OF BROOKLYN		2			2
VIRTUA MEMORIAL HOSPITAL BURLINGTON COUNTY			2	100%	2
WOODHULL MEDICAL AND MENTAL HEALTH CTR		2			2
FLORIDA WOMAN CARE LABORATORY			2	100%	2
ERIE COUNTY MEDICAL CTR CLINICAL LABS		2			2
ALTRU DIAGNOSTICS INC			2	100%	2
GEORGIA DEPARTMENT OF PUBLIC HEALTH			2	100%	2
STATEN ISLAND UNIVERSITY HOSPITAL SEGUINE AVE		2			2
NEW YORK STATE ELR - LONG ISLAND JEWISH VALLEY STREAM		2			2
CORAL GABLES HOSPITAL			2	100%	2
CELERION			2	100%	2
PRECISION HEALTH SOLUTIONS LAB			2	100%	2
CONEMAUGH MEMORIAL MEDICAL CENTER		2			2
ST PETERSBURG PEDIATRICS-EAST BAY			2	100%	2
X-GENE MOLECULAR LABS			2	100%	2
JACKSON LABORATORY OF GENOMIC MEDICINE		2			2
KETTERING HEALTH			2	100%	2
OHIO STATE UNIVERSITY WEXNER MEDICAL CENTER			2	100%	2
GEISINGER MEDICAL CENTER		2			2
NAPHCARE, INC.			2	100%	2
MONTANA PUBLIC HEALTH LAB			2	100%	2
HOME ACCESS HEALTH			2	100%	2
JOHNSON CITY MEDICAL CENTER		1	1	50%	2
ALABAMA DEPARTMENT OF PUBLIC HEALTH			2	100%	2
DALE MEDICAL CENTER		2			2
Covance Central Laboratory			2	100%	2
PREMIER MEDICAL LABORATORY			2	100%	2
ST. MARYS MEDICAL CENTER			2	100%	2
INTERNAL MEDICINE ASSOCIATES-DUNELLON			2	100%	2
DEACONESS HOSPITAL			2	100%	2
BIRMINGHAM VAMC		1	1	50%	2
MAILBOX DIAGNOSTICS		1	1	50%	2
MAYO			2	100%	2
FLORIDA DEPARTMENT OF HEALTH IN HILLSBOROUGH COUNTY			2	100%	2
SHELBY BAPTIST MEDICAL CENTER			2	100%	2
SSM HEALTH ST LOUIS MICROBIOLOGY LABORATORY		1	1	50%	2
GUTHRIE MEDICAL GROUP LABORATORIES		2			2
COLLIER COUNTY HEALTH DEPT.			2	100%	2
Cleveland Clinic Weston			2	100%	2
ACHS		2			2
BETH ISRAEL DEACONESS MEDICAL CENTER			2	100%	2
DORAL URGENT CARE			2	100%	2
GALEN BAYLOR EXTENSION		2			2
LABCORP PHOENIX			2	100%	2

# COVID-19: testing by laboratory

Data through Jul 18, 2020 verified as of Jul 19, 2020 at 08:55 AM

Data in this report are provisional and subject to change.

The numbers in the table below represent the number for whom test results were received by the Department of Health. A person can be tested by more than one laboratory and can have both positive and negative results. **Therefore, the sum of the numbers in each column will be larger than the total number of people tested.**

Reporting lab	Inconclusive	Negative	Positive	Percent positive	Total
URGENT CARE TCMA			2	100%	2
AMERICAN FAMILY CARE- ORANGE BEACH			2	100%	2
IRL MARKET LAB ALACHUA		1	1	50%	2
ATLANTIS URGENT CARE			2	100%	2
NEW HAMPSHIRE DEPARTMENT OF HEALTH AND HUMAN SERVICES		1	1	50%	2
BAYFRONT HEALTH PUNTA GORDA			2	100%	2
AHSE ROP		2			2
NEW HAMPSHIRE PUBLIC HEALTH LABORATORIES		2			2
KEYS MEDICAL GROUP			1	100%	1
AFFILIATED LABORATORIES INC			1	100%	1
LAB CORP PHOENIX			1	100%	1
LABCORP-PORT ST.LUCIE		1			1
COLORADO DEPARTMENT OF HEALTH LABORATORY SERVICES DIVISION			1	100%	1
COMPUNET CLINICAL LAB			1	100%	1
GIFFORD MEMORIAL HOSPITAL		1			1
CHATSWORTH ASSISTED LIVING COMMUNITY AT PGA NATIONAL			1	100%	1
AIM LABORATORIES			1	100%	1
MID FLORIDA CLINICAL LABORATORY			1	100%	1
NAVAL HOSPITAL OF JACKSONVILLE			1	100%	1
US LABORATORIES			1	100%	1
VRL EUROFINs			1	100%	1
UC SAN DIEGO HEALTH			1	100%	1
WASHINGTON STATE DEPARTMENT OF HEALTH PUBLIC HEALTH LABORATORIES			1	100%	1
ST. LUKE'S HOSPITAL - BETHLEHEM CAMPUS		1			1
ALLIANCE LABORATORY SERVICES			1	100%	1
BIODORON LABORATORIES			1	100%	1
ST. LUCIE COUNTY HEALTH DEPARTMENT		1			1
COASTAL LABORATORIES			1	100%	1
BARDMOOR LABORATORY			1	100%	1
ADVENTIST HINSDALE HOSPITAL LABORATORY			1	100%	1
SUNY AT STONY BROOK			1	100%	1
WELLINGTON WEST 100176			1	100%	1
SPARROW CENTRAL LAB			1	100%	1
SACRED HEART MEDICAL GROUP			1	100%	1
WEST PACIFIC MEDICAL LABORATORY			1	100%	1
UF KANAPAHA LAB BEAKER		1			1
UNIVERSITY OF FLORIDA			1	100%	1
UNIVERSITY OF KANSAS MEDICAL CENTER			1	100%	1
THE UNIVERSITY OF VERMONT MEDICAL CENTER		1			1
FLORIDA HOSPITAL KISSIMMEE			1	100%	1
THOMAS LANGLEY			1	100%	1
UNIVERSITY OF MIAMI			1	100%	1
VALLEY HOSPITAL MEDICAL CENTER		1			1
HARLEM HOSPITAL CENTER		1			1
AZALEA HEALTH			1	100%	1
UNK			1	100%	1

# COVID-19: testing by laboratory

Data through Jul 18, 2020 verified as of Jul 19, 2020 at 08:55 AM

Data in this report are provisional and subject to change.

The numbers in the table below represent the number for whom test results were received by the Department of Health. A person can be tested by more than one laboratory and can have both positive and negative results. **Therefore, the sum of the numbers in each column will be larger than the total number of people tested.**

Reporting lab	Inconclusive	Negative	Positive	Percent positive	Total
BAPTIST ER TOWN CTR			1	100%	1
UT MEMPHIS UNIVERSITY HEALTH SERVICES			1	100%	1
STANLY REGIONAL MEDICAL CENTER			1	100%	1
URGENT CARE WEST CLINIC			1	100%	1
CBC LAB			1	100%	1
UAB			1	100%	1
TAMPA		1			1
TAMIAMI LAB MILLENIUM			1	100%	1
CAROLINAS HEALTHCARE SYSTEM LAB			1	100%	1
EDGAR PRICE FAMILY & CHILDREN HEALTHCARE CENTER			1	100%	1
TEN HEALTHCARE			1	100%	1
FLORIDA HEALTH CARE PLANS			1	100%	1
SENTARA NORFOLK GENERAL HOSPITAL CENTRAL LAB			1	100%	1
SANFORD REGIONAL HOSPITAL WORTHINGTON		1			1
DSI LABORATORIES-NAPLES-7TH			1	100%	1
VIDANT MEDICAL CENTER			1	100%	1
NEW YORK STATE ELR - BELLEVUE HOSPITAL CENTER DEPARTMENT		1			1
HEALTH NETWORK LABORATORIES		1			1
KANSAS DEPARTMENT OF HEALTH			1	100%	1
WEST VIRGINIA UNIVERSITY HOSPITALS			1	100%	1
JRS LABORATORY			1	100%	1
TIMPANOGOS REGIONAL HOSPITAL			1	100%	1
NEW YORK STATE ELR - COLUMBIA MEMORIAL HOSPITAL LABORATORY		1			1
OHIO DEPARTMENT OF HEALTH			1	100%	1
CQUENTIA NGS, LLC			1	100%	1
PARKWAY REGIONAL MEDICAL CENTER LAB			1	100%	1
EXCEL URGENT CARE OF NJ			1	100%	1
NEW YORK STATE ELR - NEW YORK CITY DEPARTMENT OF HEALTH & MENTAL		1			1
DOCS URGENT CARE			1	100%	1
WILMINGTON VA MEDICAL CENTER			1	100%	1
NORTH NAPLES HOSPITAL RESPIRATORY THERAPY DEPARTMENT			1	100%	1
UNIVERSITY LAB			1	100%	1
Viracor Eurofins			1	100%	1
ONslow MEMORIAL HOSPITAL LABORATORY		1			1
VITAE DIAGNOSTICS			1	100%	1
HEART OF FLORIDA HMA			1	100%	1
VERMONT DEPARTMENT OF HEALTH LABORATORY		1			1
WESLEY CHAPEL INTERNAL MEDICINE AND PEDIATRICS			1	100%	1
NEW YORK STATE ELR - GLENS FALLS HOSPITAL DEPARTMENT OF PATHOLOGY		1			1
HIGHLANDS CLINICAL LABORATORY			1	100%	1
VA GREATER LOS ANGELES HEALTH CARE SYSTEM			1	100%	1
VA HOSPITAL			1	100%	1
MINUTECLINIC DIAGNOSTIC OF TEXAS, LLC		1			1
THE CHILDREN'S HOSPITAL OF PHILADELPHIA		1			1
MONTANA DEPARTMENT OF PUBLIC HEALTH & HUMAN SERVICES			1	100%	1
SPRING HILL REGIONAL HOSPITAL			1	100%	1

# COVID-19: testing by laboratory

Data through Jul 18, 2020 verified as of Jul 19, 2020 at 08:55 AM

Data in this report are provisional and subject to change.

The numbers in the table below represent the number for whom test results were received by the Department of Health. A person can be tested by more than one laboratory and can have both positive and negative results. **Therefore, the sum of the numbers in each column will be larger than the total number of people tested.**

Reporting lab	Inconclusive	Negative	Positive	Percent positive	Total
SUNY UPSTATE MEDICAL UNIVERSITY			1	100%	1
LOYOLA UNIVERSITY MEDICAL CENTER LABORATORY			1	100%	1
LABCORP HOUSTON			1	100%	1
LABCORP - LEESBURG			1	100%	1
LEESBURG FAMILY MEDICINE		1			1
UNKNOWN - MI			1	100%	1
UW HOSPITAL AND CLINICS			1	100%	1
SONIC REFERENCE LABORATORY			1	100%	1
NORTHWEST FL COMM HOSP			1	100%	1
OHIO STATE UNIVERSITY MEDICAL CENTER			1	100%	1
NORTHSIDE HOSPITAL DULUTH			1	100%	1
NEW YORK STATE ELR - MONTEFIORE MEDICAL CENTER LABORATORIES - WEILER			1	100%	1
NEW YORK STATE ELR - NEW YORK PRESBYTERIAN-LOWER MANHATTAN		1			1
ONEIDA HEALTHCARE CENTER		1			1
SCIONLAB SERVICES LLC			1	100%	1
SMITH KLINE			1	100%	1
BAPTIST HEALTH MEDICAL CENTER			1	100%	1
BEAUMONT HOSPITAL, GROSSE POINTE			1	100%	1
BEAUFORT MEMORIAL			1	100%	1
TANNER MEDICAL CENTER EAST AL		1			1
TRINITAS REGIONAL MEDICAL CENTER			1	100%	1
TALLAHASSEE MEMORIAL HOSPITAL/MICROBIOLOGY LAB			1	100%	1
CAROMONT HEALTH			1	100%	1
BOZEMAN HEALTH DEACONESS HOSPITAL		1			1
BAYCARE MEDICAL GROUP INC			1	100%	1
VIRACOR			1	100%	1
WATAUGA MEDICAL CENTER			1	100%	1
UTMB PATHOLOGY CLINICAL SERVICES LABORATORY			1	100%	1
UNITED HEALTHCARE			1	100%	1
UNIVERSITY OF MISSOURI HEALTH CARE			1	100%	1
SHANDS AT LAKE SHORE LAB			1	100%	1
HELIX DIAGNOSTICS			1	100%	1
HAWAII DEPARTMENT OF HEALTH LAB			1	100%	1
Mt Sinai Aventura			1	100%	1
WOLFSON (USE BAPTIST)			1	100%	1
YORK HOSPITAL - LABORATORY			1	100%	1
ECLRS			1	100%	1
RIVERVIEW REGIONAL MEDICAL CENTER		1			1
SCIENCE CARE			1	100%	1
QUEST ELR		1			1
DICKERT			1	100%	1
PROGENESIS INC			1	100%	1
CHARLOTTE CHD PORT CHARLOTTE		1			1
BAYCARE ALLIANT HOSPITAL			1	100%	1
MIAMI CANCER INSTITUTE			1	100%	1
MEDONE URGENT CARE			1	100%	1



# COVID-19: testing by laboratory

Data through Jul 18, 2020 verified as of Jul 19, 2020 at 08:55 AM

Data in this report are provisional and subject to change.

The numbers in the table below represent the number for whom test results were received by the Department of Health. A person can be tested by more than one laboratory and can have both positive and negative results. **Therefore, the sum of the numbers in each column will be larger than the total number of people tested.**

Reporting lab	Inconclusive	Negative	Positive	Percent positive	Total
MEDICAL CENTER ENTERPRISE			1	100%	1
BAYCARE OUTREACH LAB			1	100%	1
AMERICAN MEDICAL LABORATORIES			1	100%	1
NORTH RIVER FAMILY HEALTH CENTER			1	100%	1
NORTSHORE UNIVERSITY HEALTHSYSTEM EVANSTON HOSPITAL LAB			1	100%	1
NORTH CAROLINA STATE LABORATORY OF PUBLIC HEALTH, SPECTRUM LAB NETWORK			1	100%	1
NEW YORK CITY DEPARTMENT OF HEALTH			1	100%	1
AFC URGENT CARE			1	100%	1
BLOOD SYSTEMS LABORATORIES			1	100%	1
JOHNS HOPKINS MEDICAL LABS			1	100%	1
DELAWARE DIAGNOSTICS LABS			1	100%	1
FLORIDA CLINICAL LABORATORY - BIOREFERENCE LABORATORIES			1	100%	1
HIGHLANDS MEDICAL CENTER		1			1
FLORIDA DEPARTMENT OF HEALTH PALM BEACH COUNTY			1	100%	1
CONEY ISLAND HOSPITAL		1			1
BLOUNT MEMORIAL HOSPITAL		1			1
MARION COUNTY HEALTH DEPARTMENT			1	100%	1
LEGACY LABORATORY			1	100%	1
LAKEWOOD RANCH ER 24/7			1	100%	1
CATHOLIC HEALTH SYSTEM DEPT LABORATORY		1			1
GRAND VIEW HOSPITAL			1	100%	1
GENETRAIT LABORATORIES			1	100%	1
HEALTH FIRST IBM-UX			1	100%	1
INDIAN RIVER CLINICAL LABORATORY, INC.		1			1
ST. MARY MEDICAL CENTER		1			1
UCLA HEALTHCARE CLINICAL LABS			1	100%	1
WARD MEMORIAL HOSPITAL		1			1
COMMONWEALTH OF MASSACHUSETTS			1	100%	1
DOCTORS CLINICAL LABORATORY, INC			1	100%	1
UK HEALTHCARE			1	100%	1
FLORIDA HOSPITAL			1	100%	1
ST CHARLES HOSPITAL LABORATORY		1			1
MHS LAB		1			1
PRISMA HEALTH TUOMEY LABORATORY			1	100%	1
PERDIDO URGENT CARE			1	100%	1
ACCESS HEALTH CARE PHYSICIANS			1	100%	1
PEDIATRIC HEALTHCARE ALLIANCE			1	100%	1
Lourdes Hospital			1	100%	1
INTERMOUNTAIN MEDICAL CENTER			1	100%	1
SOUTHWEST REGIONAL PCR LABORATORY			1	100%	1
REDITUS LABORATORIES			1	100%	1
QUEST - HOUSTON LAB			1	100%	1
LABCORP-CRYSTAL RIVER			1	100%	1
BAY CARE LAB SERVICES/ST. ANTHONY'S HOSPITAL			1	100%	1
ST FRANCIS			1	100%	1
FALMOUTH BY THE SEA			1	100%	1

# COVID-19: testing by laboratory

Data through Jul 18, 2020 verified as of Jul 19, 2020 at 08:55 AM

Data in this report are provisional and subject to change.

The numbers in the table below represent the number for whom test results were received by the Department of Health. A person can be tested by more than one laboratory and can have both positive and negative results. **Therefore, the sum of the numbers in each column will be larger than the total number of people tested.**

Reporting lab	Inconclusive	Negative	Positive	Percent positive	Total
SOUTHEAST GEORGIA HEALTH SYSTEM			1	100%	1
ROBERT WOOD JOHNSON HOSPITAL			1	100%	1
SKY RIDGE MEDICAL CENTER - MICRO			1	100%	1
State Lab Unspecifd			1	100%	1
THE HEART HOSPITAL BAYLOR PLANO			1	100%	1
TIEHH BIOTERRORISM RESPONSE LAB			1	100%	1
TEXAS DEPARTMENT OF STATE HEALTH SERVICES			1	100%	1
DUKE HEALTH REGIONAL HOSPITAL			1	100%	1
DHEC - S.C PUBLIC HEALTH LAB			1	100%	1
RIVIERA BEACH HEALTH CENTER LAB			1	100%	1
MARINA DEL REY HOSPITAL LAB			1	100%	1
LEGACY LABORATORY SERVICES			1	100%	1
MARYLAND DEPARTMENT OF HEALTH AND MENTAL HYGIENE			1	100%	1
MONTEFIORE NYACK HOSPITAL AFFILIATED LABORATORY		1			1
MUNSON MEDICAL CENTER			1	100%	1
LABCORP LAFAYETTE		1			1
PRORENATA LABS			1	100%	1
HARTFORD HOSPITAL ANCILLARY LAB		1			1
JOHN HOPKINS MEDICAL LABORATORIES		1			1
LABCORP - HOLLYWOOD			1	100%	1
JOHNS HOPKINS MEDICAL LABORATORIES			1	100%	1
JEFFERSON COUNTY HEALTH DEPARTMENT-MONTICELLO		1			1
SHARP MEMORIAL HOSPITAL MICROBIOLOGY DEPT			1	100%	1
KENTUCKY CABINET FOR HEALTH AND FAMILY SERVICES			1	100%	1
RICHMOND UNIVERSITY MEDICAL CENTER			1	100%	1
RIVERSIDE METHODIST HOSPITAL LAB			1	100%	1
HANCOCK REGIONAL HOSPITAL		1			1
WILLIAM A HINTON STATE LABORATORY INSTITUTE			1	100%	1
MALABAR/ADVENT CENTRA CARE			1	100%	1
DALLAS MEDICAL CENTER			1	100%	1
ST VINCENT'S CHILTON		1			1
TUFTS MEDICAL CENTER			1	100%	1
KETTERING MEDICAL CENTER			1	100%	1
MISSOURI DEPARTMENT OF HEALTH AND SENIOR SERVICES - STATE PH LAB		1			1
BMC/JACSONVILLE		1			1
CLEVELAND CLINIC OHIO LABORATORIES			1	100%	1
TRUMAN MEDICAL CENTER - HOSPITAL HILL			1	100%	1
UNITED CLINICAL LABORATORIES			1	100%	1
BERKSHIRE MEDICAL CENTER			1	100%	1
PIEDMONT HOSPITAL LAB			1	100%	1
LABCORP - LADY LAKE			1	100%	1
PHYSICIANS STAT			1	100%	1
AMD			1	100%	1
PEACHEALTH LABORATORIES		1			1
MONROE COUNTY HOSPITAL		1			1
FORT SANDERS REGIONAL LABORATORY		1			1

# COVID-19: testing by laboratory

Data through Jul 18, 2020 verified as of Jul 19, 2020 at 08:55 AM

Data in this report are provisional and subject to change.

The numbers in the table below represent the number for whom test results were received by the Department of Health. A person can be tested by more than one laboratory and can have both positive and negative results. **Therefore, the sum of the numbers in each column will be larger than the total number of people tested.**

Reporting lab	Inconclusive	Negative	Positive	Percent positive	Total
FLORIDA HOSPITAL ALTAMONTE			1	100%	1
HARDIN MEMORIAL HOSPITAL - HEARTLAND PATHOLOGY CONSULTANTS			1	100%	1
HOLY NAME MEDICAL CENTER		1			1
NAVAL BRANCH MEDICAL CLINIC			1	100%	1
NORTH BROWARD MEDICAL CENTER			1	100%	1
PHELPS HOSPITAL LABORATORY		1			1
CFCH - FROSTPROOF			1	100%	1
PEDIATRIC ASSOCIATES - JACKSONVILLE			1	100%	1
NORTHERN WESTCHESTER HOSPITAL LABORATORY		1			1
NOT GIVEN			1	100%	1
HOUSTON HEALTH DEPARTMENT - BUREAU OF LABORATORY SERVICES			1	100%	1
LATE HOURS URGENT CARE			1	100%	1
ACCESSLAB		1			1
APS-SUMMIT CARE PHARMACY, LLC DBA OMNICARE		1			1
WELLNOW URGENT CARE		1			1
XPRESS WELLNESS URGENT CARE			1	100%	1
MAGNOLIA ADULT, LLC			1	100%	1
MIDMICHIGAN MEDICAL CENTER			1	100%	1
INTERMOUNTAIN CENTRAL LAB			1	100%	1
LABCORP - ORLANDO		1			1
ACCESS HEALTH CARE			1	100%	1
LABCORP KANSAS CITY			1	100%	1
ALLIANCE LABS @LRMC			1	100%	1
MANATEE PEDIATRICS			1	100%	1
LAKEVIEW REGIONAL HOSPITAL			1	100%	1
ST. JOSEPH'S HOSPITAL NORTH			1	100%	1
ALVERNO CLINICAL LABORATORIES			1	100%	1
MEDICAL CLINIC OF HOUSTON			1	100%	1
MINUTECLINIC DIAGNOSTIC			1	100%	1
MD NOW URGENT CARE CENTER INC.			1	100%	1
MEMORIAL HEALTH UNIVERSITY MEDICAL CENTER			1	100%	1
MEDSTAR HARBOR HOSPITAL			1	100%	1
MEMORIAL HERMANN CONSOLIDATED LABORATORY SERVICES			1	100%	1
ARNOLD PALMER HOSPITAL LABORATORY			1	100%	1
QUEST DIAGNOSTICS-OCALA-SE 3RD		1			1
CALIFORNIA PUBLIC HEALTH LABORATORY			1	100%	1
CELEBRATION HOSPITAL			1	100%	1
QUEST DIAGNOSTIC INC TECHNICAL			1	100%	1
CENTRA CARE - WATERFORD LAKES			1	100%	1
REGIONAL MEDICAL LABORATORY			1	100%	1
BAYCARE MEDICAL GROUP			1	100%	1
ST JOSEPHS CHILDRENS HOSPITAL OUTREACH			1	100%	1
BAYFRONT HEALTH PORT CHARLOTTE			1	100%	1
REMISE OCCUPATIONAL HEALTH SOLUTIONS INC			1	100%	1
SANFORD SOUTH UNIVERSITY		1			1
<b>Total</b>	<b>11,267</b>	<b>3,329,053</b>	<b>435,616</b>	<b>12%</b>	<b>3,775,936</b>