

COVID-19: summary of persons being monitored, persons tested, and cases

Data through Jul 16, 2020 verified as of Jul 17, 2020 at 09:25 AM

Data in this report are provisional and subject to change.

Monitored persons: people the Florida Department of Health was notified of for possible monitoring because they are a contact of a case, traveled from China, or were identified by the Centers for Disease Control and Prevention (CDC) as a part of an airline/ship contact investigation

Total reports	106,925
Total persons of high, medium, or unknown risk	103,242
High/medium/unknown risk still being monitored	14,532

Persons tested: includes PCR and antigen test results received by the Department of Health from the state public health laboratory (BPHL), as well as commercial and hospital laboratories

Total tested	2,884,245
Positive	327,241
Negative	2,553,527
Inconclusive	3,477
Awaiting testing	2,250

Cases: people with positive PCR or antigen test result

Total cases	327,241
Florida residents	323,002
Non-Florida residents	4,239

Type of testing	
Florida residents	323,002
Positive by BPHL/CDC	11,131
Positive by commercial/hospital lab	311,871
Non-Florida residents	
Positive by BPHL/CDC	173
Positive by commercial/hospital lab	4,066

Characteristics	
Florida residents hospitalized	20,191
Florida resident deaths	4,805
Change in deaths since previous report	+128
Non-Florida resident deaths	107

Hospitalized counts include anyone who was hospitalized at some point during their illness. It does not reflect the number of people currently hospitalized.

More information on deaths identified through death certificate data is available on the National Center for Health Statistics website at www.cdc.gov/nchs/nvss/vsrr/COVID19/index.htm.

Risk factors for Florida residents	
Traveled	3,060
Contact with a known case	86,177
Traveled and contact with a known case	2,970
Neither	230,795
No travel and no contact	32,000
Travel is unknown	165,594
Contact is unknown	50,619
Contact is pending	144,427

Travel can be unknown and contact can be unknown or pending for the same case, these numbers will sum to more than the "neither" total.

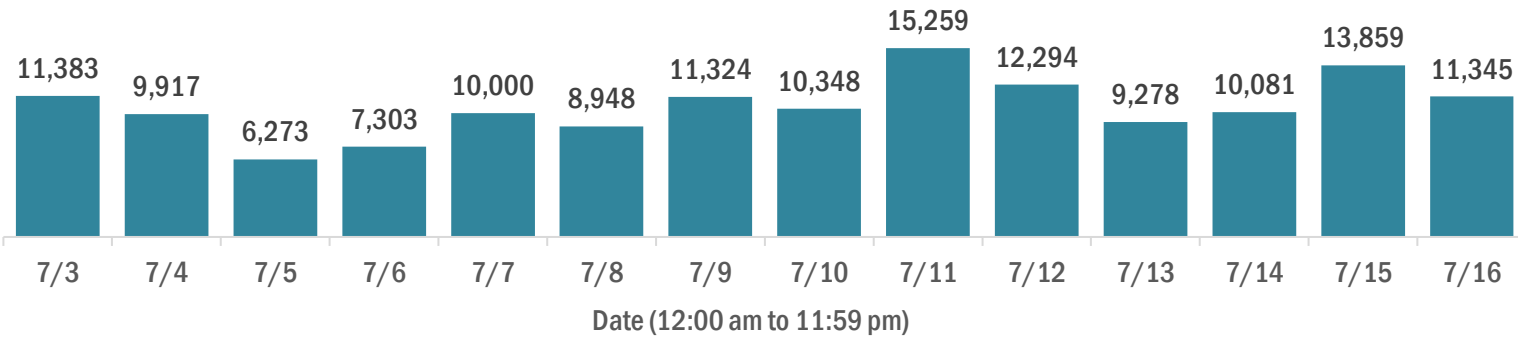
COVID-19: cases and laboratory testing over time

Data through Jul 16, 2020 verified as of Jul 17, 2020 at 09:25 AM

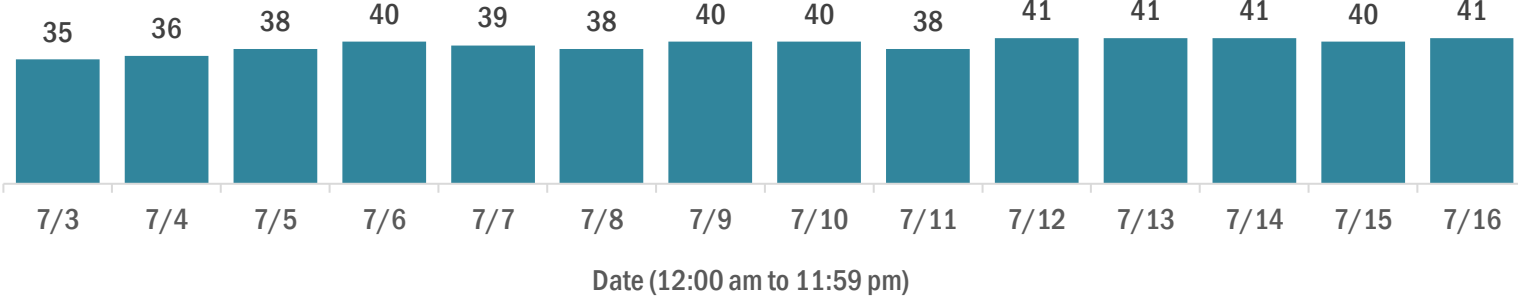
Data in this report are provisional and subject to change.

Cases in Florida residents per day for the past 2 weeks

Number of cases per day



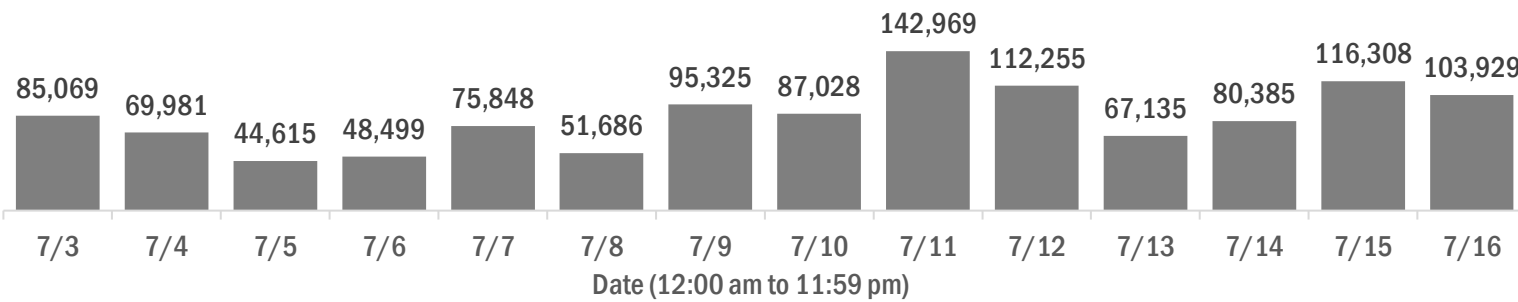
Median age of cases by day



Laboratory testing for Florida residents and non-Florida residents over the past 2 weeks

Number of people tested per day

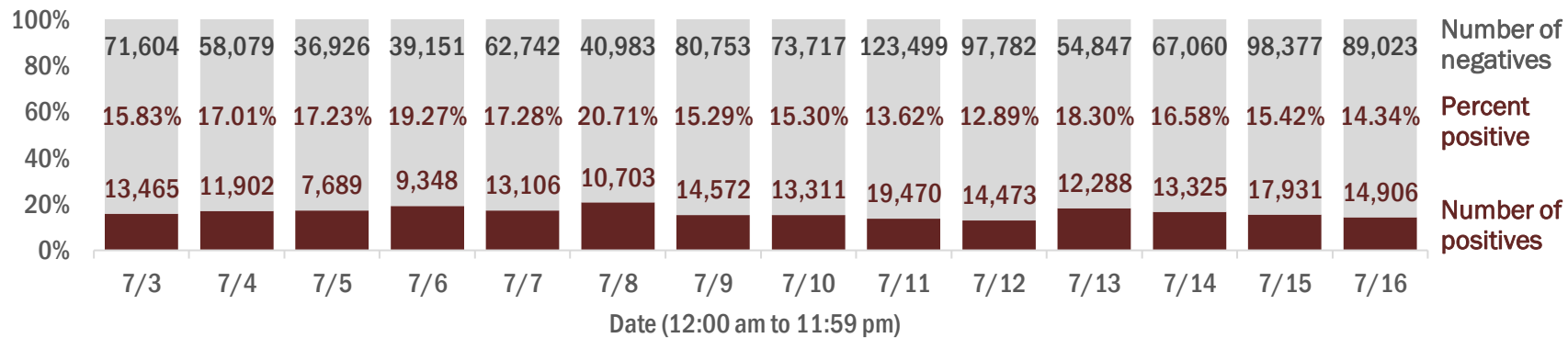
These counts include the number of people for whom the department received PCR or antigen laboratory results by day. People tested on multiple days will be included for each day a new result was received. A person is only counted once for each day they are tested, regardless of whether multiple specimens are tested or multiple results are received.



Number and percent of positive labs

The percent of positive results ranged from 12.89% to 20.71% over the past 2 weeks and was 14.34% yesterday.

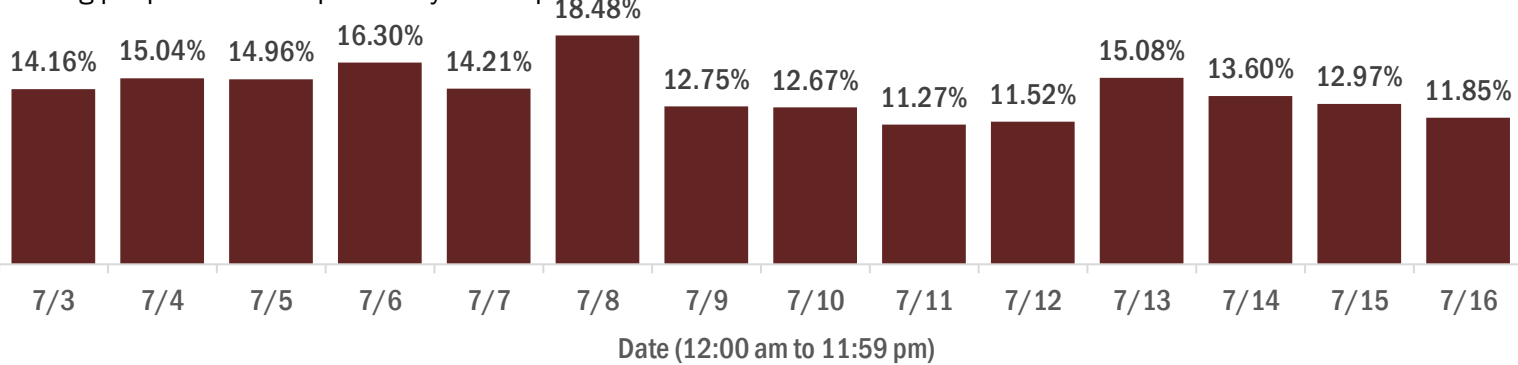
These counts include the number of people for whom the department received PCR or antigen laboratory results by day. People tested on multiple days will be included for each day a new result was received. A person is only counted once for each day they are tested, regardless of whether multiple specimens are tested or multiple results are received. If a person has a positive specimen and a negative specimen in the same day, only the positive result is counted.



Percent positivity for new cases

The percent of positive results ranged from 11.27% to 18.48% over the past 2 weeks and was 11.85% yesterday.

This percent is the number of people who test PCR- or antigen-positive for the first time divided by all the people tested that day, excluding people who have previously tested positive.



COVID-19: characteristics of 323,002 Florida resident cases

Data through Jul 16, 2020 verified as of Jul 17, 2020 at 09:25 AM

Data in this report are provisional and subject to change.

Age group	Cases	Hospitalizations	Deaths
0-4 years	5,143 2%	100 0%	0 0%
5-14 years	11,254 3%	76 0%	2 0%
15-24 years	51,577 16%	490 2%	12 0%
25-34 years	65,970 20%	1,267 6%	30 1%
35-44 years	52,978 16%	1,881 9%	103 2%
45-54 years	50,476 16%	2,693 13%	204 4%
55-64 years	40,204 12%	3,551 18%	470 10%
65-74 years	23,284 7%	3,861 19%	970 20%
75-84 years	13,488 4%	3,564 18%	1,353 28%
85+ years	8,017 2%	2,708 13%	1,661 35%
Unknown	611 0%	0 0%	0 0%
Total	323,002	20,191	4,805

Gender	Cases
Female	164,378 51%
Male	156,429 48%
Unknown	2,195 1%
Total	323,002

Ethnicity	Cases	Hospitalizations	Deaths
Hispanic	81,359 25%	6,687 33%	1,253 26%
Non-Hispanic	104,916 32%	12,283 61%	3,165 66%
Unknown	136,727 42%	1,221 6%	387 8%
Total	323,002	20,191	4,805

Race and ethnicity	Cases	Hospitalizations	Deaths
White	123,497 38%	12,075 60%	3,272 68%
Hispanic	55,643 17%	4,879 24%	1,012 21%
Non-Hispanic	55,976 17%	6,755 33%	2,102 44%
Unknown	11,878 4%	441 2%	158 3%
Black	48,092 15%	5,150 26%	985 20%
Hispanic	2,202 1%	259 1%	32 1%
Non-Hispanic	39,628 12%	4,757 24%	919 19%
Unknown	6,262 2%	134 1%	34 1%
Other race	27,111 8%	2,244 11%	341 7%
Hispanic	15,127 5%	1,406 7%	184 4%
Non-Hispanic	7,075 2%	717 4%	128 3%
Unknown	4,909 2%	121 1%	29 1%
Unknown race	124,302 38%	722 4%	207 4%
Hispanic	8,387 3%	143 1%	25 1%
Non-Hispanic	2,237 1%	54 0%	16 0%
Unknown	113,678 35%	525 3%	166 3%
Total	323,002	20,191	4,805

Hospitalization counts include anyone who was hospitalized at some point during their illness. It does not reflect the number of people currently hospitalized. **Other race** includes any person with a race of American Indian/Alaskan native, Asian, native Hawaiian/Pacific Islander, or other.

COVID-19: deaths in Florida residents and staff of long-term care facilities

Data through Jul 16, 2020 verified as of Jul 17, 2020 at 09:25 AM

Data in this report are provisional and subject to change.

For current cases in residents or staff of long-term care facilities, please visit: <https://floridahealthcovid19.gov/>

County	Deaths		County	Deaths		County	Deaths	
Dade	572	25%	Indian River	12	1%	Hardee	1	0%
Palm Beach	272	12%	Washington	12	1%	Holmes	1	0%
Pinellas	213	9%	Orange	11	0%	Levy	1	0%
Broward	172	7%	Alachua	10	0%	Monroe	1	0%
Lee	142	6%	Osceola	10	0%	Nassau	1	0%
Hillsborough	129	6%	Walton	10	0%	Okeechobee	1	0%
Polk	92	4%	Lake	9	0%	Santa Rosa	1	0%
Manatee	91	4%	Calhoun	6	0%	St. Johns	1	0%
Sarasota	65	3%	Marion	6	0%	Sumter	1	0%
Charlotte	50	2%	Gadsden	5	0%	Taylor	1	0%
Volusia	50	2%	Jackson	5	0%	Total	2,302	
Collier	45	2%	Hernando	4	0%			
Duval	45	2%	Jefferson	4	0%			
St. Lucie	45	2%	Leon	4	0%			
Escambia	40	2%	Okaloosa	4	0%			
Clay	26	1%	Baker	3	0%			
Martin	25	1%	Madison	3	0%			
Pasco	20	1%	Putnam	3	0%			
Suwannee	20	1%	Bradford	2	0%			
Seminole	19	1%	Citrus	1	0%			
Hendry	18	1%	Columbia	1	0%			
Brevard	15	1%	Desoto	1	0%			

Note: cases are summarized by the county of usual residence. Residents and staff may be cases associated with facilities that are not in their county of usual residence, resulting in cases being included below for counties that do not have facilities with known cases.

COVID-19: characteristics of 327,241 cases

Data through Jul 16, 2020 verified as of Jul 17, 2020 at 09:25 AM

Data in this report are provisional and subject to change.

Tables below include cases in Florida residents and non-Florida residents.

All 67 Florida counties have cases:

County	FL resident		Non-FL resident	Total
Dade	77,146	24%	721	77,867
Broward	36,511	11%	402	36,913
Palm Beach	24,119	7%	242	24,361
Hillsborough	22,391	7%	111	22,502
Orange	21,708	7%	341	22,049
Duval	15,460	5%	181	15,641
Pinellas	12,621	4%	93	12,714
Lee	11,787	4%	256	12,043
Polk	8,741	3%	31	8,772
Collier	7,216	2%	98	7,314
Manatee	6,065	2%	68	6,133
Osceola	5,481	2%	75	5,556
Escambia	4,700	1%	646	5,346
Seminole	5,011	2%	19	5,030
Volusia	4,731	1%	37	4,768
Pasco	4,631	1%	23	4,654
Brevard	3,927	1%	18	3,945
Sarasota	3,837	1%	43	3,880
St. Lucie	3,395	1%	16	3,411
Lake	3,116	1%	23	3,139
Martin	3,004	1%	19	3,023
Leon	2,762	1%	55	2,817
Alachua	2,426	1%	39	2,465
St. Johns	2,244	1%	26	2,270
Marion	2,149	1%	7	2,156
Clay	1,893	1%	7	1,900
Santa Rosa	1,729	1%	11	1,740
Bay	1,693	1%	44	1,737
Okaloosa	1,678	1%	20	1,698
Indian River	1,451	0%	12	1,463
Charlotte	1,336	0%	6	1,342
Hendry	1,325	0%		1,325
Columbia	1,144	0%	6	1,150
Hernando	1,065	0%	12	1,077
Desoto	1,044	0%	1	1,045

County	FL resident		Non-FL resident	Total
Putnam	897	0%		897
Suwannee	846	0%	17	863
Sumter	763	0%	7	770
Monroe	748	0%	20	768
Jackson	746	0%	10	756
Citrus	735	0%	2	737
Gadsden	730	0%	6	736
Walton	655	0%	72	727
Highlands	684	0%	3	687
Hardee	671	0%	6	677
Nassau	635	0%	25	660
Okeechobee	607	0%	3	610
Flagler	591	0%	9	600
Hamilton	495	0%	3	498
Madison	417	0%	6	423
Unknown	73	0%	310	383
Levy	322	0%	3	325
Liberty	289	0%		289
Holmes	269	0%	6	275
Wakulla	232	0%	3	235
Washington	228	0%	5	233
Glades	223	0%		223
Baker	214	0%	1	215
Calhoun	201	0%		201
Taylor	190	0%	2	192
Gilchrist	191	0%		191
Bradford	180	0%		180
Dixie	155	0%		155
Union	139	0%		139
Gulf	118	0%	6	124
Jefferson	105	0%	4	109
Lafayette	67	0%		67
Franklin	49	0%	1	50
Total	323,002		4,239	327,241

COVID-19: characteristics of 323,002 Florida resident cases

Data through Jul 16, 2020 verified as of Jul 17, 2020 at 09:25 AM

Data in this report are provisional and subject to change.

The table below includes the cities and counties of residence for cases in Florida residents based on the patient's ZIP Code.

Note that city is not always received as part of the initial notification and may be missing while the case is being investigated.

City and county	Cases
Miami, Dade	47,956
Orlando, Orange	16,527
Jacksonville, Duval	14,350
Tampa, Hillsborough	13,792
Hialeah, Dade	10,870
Fort Lauderdale, Broward	8,582
Hollywood, Broward	7,233
West Palm Beach, Palm Beach	5,836
Saint Petersburg, Pinellas	5,458
Homestead, Dade	5,278
Fort Myers, Lee	5,060
Naples, Collier	4,926
Pompano Beach, Broward	4,510
Kissimmee, Osceola	4,478
Bradenton, Manatee	4,151
Pensacola, Escambia	4,126
Lake Worth, Palm Beach	3,367
Boca Raton, Palm Beach	3,022
Sarasota, Sarasota	2,900
Tallahassee, Leon	2,718
Lakeland, Polk	2,677
Cape Coral, Lee	2,581
Clearwater, Pinellas	2,400
Miami Beach, Dade	2,343
Lehigh Acres, Lee	2,341
Miramar, Broward	2,202
Boynton Beach, Palm Beach	2,135
Port Saint Lucie, St. Lucie	2,080
Miami Gardens, Dade	2,072
Gainesville, Alachua	2,016
Winter Haven, Polk	1,850
Immokalee, Collier	1,836
Opa Locka, Dade	1,602
Delray Beach, Palm Beach	1,598
Brandon, Hillsborough	1,550
Ocala, Marion	1,529
Stuart, Martin	1,505
Coral Springs, Broward	1,433
Riverview, Hillsborough	1,348
Largo, Pinellas	1,307
Plant City, Hillsborough	1,242
Apopka, Orange	1,232
Missing, Broward	1,228
Fort Pierce, St. Lucie	1,213
Jupiter, Palm Beach	1,207
Lake Worth Beach, Palm Beach	1,179
North Miami Beach, Dade	1,179
Sunrise, Broward	1,170
Melbourne, Brevard	1,167
Sanford, Seminole	1,164
Davie, Broward	1,161
Panama City, Bay	1,154
Deerfield Beach, Broward	1,107
Saint Augustine, St. Johns	1,101
New Port Richey, Pasco	1,094
Lake City, Columbia	1,092
Doral, Dade	1,058
Daytona Beach, Volusia	1,014
Vero Beach, Indian River	955

COVID-19: characteristics of 323,002 Florida resident cases

Data through Jul 16, 2020 verified as of Jul 17, 2020 at 09:25 AM

Data in this report are provisional and subject to change.

The table below includes the cities and counties of residence for cases in Florida residents based on the patient's ZIP Code.

Note that city is not always received as part of the initial notification and may be missing while the case is being investigated.

City and county	Cases
Tamarac, Broward	921
Arcadia, Desoto	920
Deltona, Volusia	914
Palmetto, Manatee	910
Plantation, Broward	907
Winter Park, Orange	901
Royal Palm Beach, Palm Beach	895
Orange Park, Clay	888
Indiantown, Martin	831
Winter Garden, Orange	829
Saint Cloud, Osceola	825
Altamonte Springs, Seminole	817
Bonita Springs, Lee	807
Clermont, Lake	805
Palm Beach Gardens, Palm Beach	793
Oviedo, Seminole	792
Palm Bay, Brevard	790
Deland, Volusia	780
North Miami, Dade	762
Margate, Broward	747
Ocoee, Orange	740
Milton, Santa Rosa	728
Land O Lakes, Pasco	727
Live Oak, Suwannee	724
Hallandale, Broward	716
Palm Harbor, Pinellas	707
Davenport, Polk	707
Port Charlotte, Charlotte	700
Florida City, Dade	679
Belle Glade, Palm Beach	679
Clewiston, Hendry	679
North Lauderdale, Broward	678
Coconut Creek, Broward	677
Wesley Chapel, Pasco	672
Coral Gables, Dade	645
Ruskin, Hillsborough	625
Wellington, Palm Beach	625
Haines City, Polk	625
Seminole, Pinellas	623
Spring Hill, Hernando	615
Pinellas Park, Pinellas	615
Longwood, Seminole	608
Okeechobee, Okeechobee	601
Weston, Broward	601
Oakland Park, Broward	592
Fort Walton Beach, Okaloosa	592
Lutz, Hillsborough	590
Valrico, Hillsborough	573
Windermere, Orange	569
Jacksonville Beach, Duval	534
Casselberry, Seminole	533
Wimauma, Hillsborough	517
Pembroke Pines, Broward	499
Punta Gorda, Charlotte	473
Labelle, Hendry	472
Quincy, Gadsden	471
Lake Mary, Seminole	467
Cocoa, Brevard	461
Missing, Palm Beach	460

COVID-19: characteristics of 323,002 Florida resident cases

Data through Jul 16, 2020 verified as of Jul 17, 2020 at 09:25 AM

Data in this report are provisional and subject to change.

The table below includes the cities and counties of residence for cases in Florida residents based on the patient's ZIP Code.

Note that city is not always received as part of the initial notification and may be missing while the case is being investigated.

City and county	Cases
Palatka, Putnam	459
Tavares, Lake	450
Palm Coast, Flagler	441
Aventura, Dade	438
Leesburg, Lake	426
Bartow, Polk	423
Miami Lakes, Dade	403
Winter Springs, Seminole	400
North Fort Myers, Lee	398
Ormond Beach, Volusia	396
Middleburg, Clay	391
Maitland, Orange	390
Zephyrhills, Pasco	388
Loxahatchee, Palm Beach	383
North Port, Sarasota	382
Cantonment, Escambia	373
Missing, Dade	372
Tarpon Springs, Pinellas	371
Kissimmee, Polk	368
Seffner, Hillsborough	367
Port Richey, Pasco	366
Auburndale, Polk	354
Jasper, Hamilton	354
Ponte Vedra Beach, St. Johns	352
Hudson, Pasco	341
South Miami, Dade	339
Dade City, Pasco	339
Brooksville, Hernando	338
Pahokee, Palm Beach	330
Crestview, Okaloosa	330
Gulf Breeze, Santa Rosa	329
Wauchula, Hardee	319
Lake Wales, Polk	318
Riviera Beach, Palm Beach	316
Dunedin, Pinellas	315
Port Orange, Volusia	314
South Bay, Palm Beach	312
Missing, Collier	311
Mulberry, Polk	310
Orange City, Volusia	309
Key West, Monroe	309
Holiday, Pasco	307
Sarasota, Manatee	304
Sebring, Highlands	302
Navarre, Santa Rosa	292
Venice, Sarasota	291
Marianna, Jackson	288
Fernandina Beach, Nassau	284
Fellsmere, Indian River	281
Missing, Hillsborough	278
Merritt Island, Brevard	278
Saint Johns, St. Johns	278
Palm City, Martin	275
Dover, Hillsborough	275
Eustis, Lake	275
The Villages, Sumter	272
Lantana, Palm Beach	271
Green Cove Springs, Clay	271
Dania, Broward	270

COVID-19: characteristics of 323,002 Florida resident cases

Data through Jul 16, 2020 verified as of Jul 17, 2020 at 09:25 AM

Data in this report are provisional and subject to change.

The table below includes the cities and counties of residence for cases in Florida residents based on the patient's ZIP Code.

Note that city is not always received as part of the initial notification and may be missing while the case is being investigated.

City and county	Cases
Odessa, Hillsborough	269
Cooper City, Broward	267
Titusville, Brevard	263
Madison, Madison	263
Bristol, Liberty	260
Parrish, Manatee	260
Destin, Okaloosa	259
Fleming Island, Clay	258
Estero, Lee	257
Polk City, Polk	254
Defuniak Springs, Walton	249
Panama City Beach, Bay	245
Gibsonton, Hillsborough	242
Bonifay, Holmes	235
Atlantic Beach, Duval	232
Pinecrest, Dade	229
Rockledge, Brevard	222
Lauderhill, Broward	219
Avon Park, Highlands	219
Santa Rosa Beach, Walton	218
Groveland, Lake	215
Lauderdale Lakes, Broward	215
New Smyrna Beach, Volusia	213
Crescent City, Putnam	210
Oldsmar, Pinellas	208
Mount Dora, Lake	206
Moore Haven, Glades	205
Crawfordville, Wakulla	203
Inverness, Citrus	200
Parkland, Broward	199
Missing, Orange	198
Debary, Volusia	196
Wilton Manors, Broward	195
Missing, Duval	195
Hobe Sound, Martin	193
Key Biscayne, Dade	192
Sneads, Jackson	189
Apollo Beach, Hillsborough	188
Niceville, Okaloosa	184
Missing, Pasco	183
Frostproof, Polk	181
Lithia, Hillsborough	177
Ponte Vedra, St. Johns	176
Lynn Haven, Bay	176
Bushnell, Sumter	175
Sun City Center, Hillsborough	168
Ellenton, Manatee	168
Palm Springs, Palm Beach	167
Pace, Santa Rosa	165
Fort Meade, Polk	165
Safety Harbor, Pinellas	164
Perry, Taylor	159
North Palm Beach, Palm Beach	156
Chipley, Washington	153
Missing, Santa Rosa	151
Missing, St. Johns	146
Sebastian, Indian River	144
Alachua, Alachua	144
Summerfield, Marion	144

COVID-19: characteristics of 323,002 Florida resident cases

Data through Jul 16, 2020 verified as of Jul 17, 2020 at 09:25 AM

Data in this report are provisional and subject to change.

The table below includes the cities and counties of residence for cases in Florida residents based on the patient's ZIP Code.

Note that city is not always received as part of the initial notification and may be missing while the case is being investigated.

City and county	Cases
Missing, Hendry	142
Missing, Hardee	140
Missing, Polk	139
Yulee, Nassau	139
Bowling Green, Hardee	134
Macclenny, Baker	134
Starke, Bradford	130
Belleview, Marion	126
Trenton, Gilchrist	125
Missing, Lee	125
Key Largo, Monroe	123
Chiefland, Levy	122
Blountstown, Calhoun	121
Jacksonville, St. Johns	121
Jensen Beach, Martin	120
Crystal River, Citrus	117
Missing, Marion	116
Cocoa Beach, Brevard	115
Neptune Beach, Duval	114
Palmetto Bay, Dade	114
Mascotte, Lake	111
Missing, Citrus	110
Wildwood, Sumter	108
Thonotosassa, Hillsborough	107
Satellite Beach, Brevard	106
Missing, Desoto	105
Jennings, Hamilton	104
Myakka City, Manatee	103
Shalimar, Okaloosa	102
Missing, Osceola	100
Missing, Volusia	99
Edgewater, Volusia	99
Lake Alfred, Polk	97
Lady Lake, Lake	97
Missing, Madison	96
Missing, Brevard	96
Missing, St. Lucie	95
Callahan, Nassau	95
Newberry, Alachua	94
Clearwater Beach, Pinellas	93
Mary Esther, Okaloosa	93
Holly Hill, Volusia	90
Nokomis, Sarasota	90
Lake Placid, Highlands	89
Minneola, Lake	89
Homosassa, Citrus	89
Williston, Levy	89
Old Town, Dixie	89
Dunnellon, Marion	89
Marathon, Monroe	88
Englewood, Charlotte	86
Sorrento, Lake	85
Carol City, Dade	85
Spring Hill, Pasco	83
Monticello, Jefferson	83
Pierson, Volusia	83
Lake Butler, Union	78
Southwest Ranches, Broward	78
West Melbourne, Brevard	78

COVID-19: characteristics of 323,002 Florida resident cases

Data through Jul 16, 2020 verified as of Jul 17, 2020 at 09:25 AM

Data in this report are provisional and subject to change.

The table below includes the cities and counties of residence for cases in Florida residents based on the patient's ZIP Code.

Note that city is not always received as part of the initial notification and may be missing while the case is being investigated.

City and county	Cases
Lake Park, Palm Beach	75
Missing, Martin	75
Medley, Dade	75
Missing, Jackson	75
Tavernier, Monroe	73
Havana, Gadsden	73
De Leon Springs, Volusia	71
Indialantic, Brevard	68
Zolfo Springs, Hardee	68
Gulfport, Pinellas	68
Freeport, Walton	68
Missing, Sarasota	68
Missing, Indian River	67
Montverde, Lake	66
Avon Park, Polk	66
Tequesta, Palm Beach	66
Marco Island, Collier	65
Missing, Hernando	65
Palm Beach, Palm Beach	64
Missing, Highlands	64
Alva, Lee	63
Missing, Seminole	63
Gotha, Orange	62
Hilliard, Nassau	61
Molino, Escambia	61
Mayo, Lafayette	60
Miramar Beach, Walton	60
Port Saint Joe, Gulf	60
Englewood, Sarasota	60
Bunnell, Flagler	58
Missing, Monroe	58
Geneva, Seminole	58
Midway, Gadsden	58
Trinity, Pasco	58
Chuluota, Seminole	57
Jay, Santa Rosa	55
Cross City, Dixie	55
Graceville, Jackson	55
Beverly Hills, Citrus	54
Flagler Beach, Flagler	53
Cape Canaveral, Brevard	52
Ave Maria, Collier	52
Fort Myers Beach, Lee	52
Rotunda West, Charlotte	52
Bronson, Levy	52
Kenneth City, Pinellas	52
Missing, Escambia	51
Missing, Pinellas	51
Umatilla, Lake	51
Fort White, Columbia	48
Missing, Manatee	48
Bell, Gilchrist	48
Eagle Lake, Polk	47
Archer, Alachua	47
Fruitland Park, Lake	47
East Palatka, Putnam	47
Chattahoochee, Gadsden	47
West Miami, Dade	47
Oxford, Sumter	45

COVID-19: characteristics of 323,002 Florida resident cases

Data through Jul 16, 2020 verified as of Jul 17, 2020 at 09:25 AM

Data in this report are provisional and subject to change.

The table below includes the cities and counties of residence for cases in Florida residents based on the patient's ZIP Code.

Note that city is not always received as part of the initial notification and may be missing while the case is being investigated.

City and county	Cases
South Daytona, Volusia	45
Altha, Calhoun	44
High Springs, Alachua	44
Hernando, Citrus	44
Keystone Heights, Clay	44
Oakland, Orange	44
Mims, Brevard	43
Missing, Lake	42
Missing, Nassau	41
Lecanto, Citrus	41
Greenwood, Jackson	40
Weeki Wachee, Hernando	40
Indian Rocks Beach, Pinellas	39
Wewahitchka, Gulf	39
Dunnellon, Citrus	39
Belle Isle, Orange	39
South Pasadena, Pinellas	39
Seville, Volusia	38
Century, Escambia	38
Melbourne Beach, Brevard	38
Hastings, St. Johns	37
Interlachen, Putnam	37
O Brien, Suwannee	37
Zellwood, Orange	37
Lake Panasoffkee, Sumter	37
Islamorada, Monroe	37
Coconut Grove, Dade	36
Missing, Flagler	36
Raiford, Union	36
Greenacres, Palm Beach	35
Baker, Okaloosa	35
White Springs, Hamilton	35
Pomona Park, Putnam	35
Lakewood Ranch, Manatee	35
Gretna, Gadsden	35
Missing, Clay	35
Osprey, Sarasota	34
El Portal, Dade	34
Viera, Brevard	33
Vernon, Washington	33
Surfside, Dade	33
Dundee, Polk	32
Branford, Suwannee	32
Biscayne Park, Dade	32
Citra, Marion	32
Satsuma, Putnam	31
Youngstown, Bay	31
Bal Harbour, Dade	31
Cottondale, Jackson	31
Glen Saint Mary, Baker	31
Sanibel, Lee	31
Greenville, Madison	30
Southport, Bay	30
Lawtey, Bradford	29
Missing, Levy	29
Missing, Gadsden	29
Missing, Unknown	29
Webster, Sumter	29
Celebration, Osceola	29

COVID-19: characteristics of 323,002 Florida resident cases

Data through Jul 16, 2020 verified as of Jul 17, 2020 at 09:25 AM

Data in this report are provisional and subject to change.

The table below includes the cities and counties of residence for cases in Florida residents based on the patient's ZIP Code.

Note that city is not always received as part of the initial notification and may be missing while the case is being investigated.

City and county	Cases
Missing, Okaloosa	29
Indian Harbour Beach, Brevard	28
Grand Island, Lake	28
Center Hill, Sumter	28
Hawthorne, Alachua	28
Cutler Bay, Dade	27
Sanderson, Baker	27
San Antonio, Pasco	26
Missing, Leon	26
Christmas, Orange	25
Silver Springs, Marion	25
Missing, Washington	25
Melrose, Putnam	24
Elkton, St. Johns	24
Lauderdale By The Sea, Broward	24
Lake Hamilton, Polk	24
Hallandale Beach, Broward	24
Ocklawaha, Marion	24
Missing, Walton	23
Howey-In-The-Hills, Lake	23
Canal Point, Palm Beach	23
Malabar, Brevard	23
Mcdavid, Escambia	23
Mcalpin, Suwannee	23
Lee, Madison	22
Apalachicola, Franklin	22
Florida Dept Of Corrections, Union	22
Felda, Hendry	22
Poinciana, Polk	22
Grand Ridge, Jackson	22
Citrus Springs, Citrus	22
Coleman, Sumter	22
Missing, Baker	21
Lake Helen, Volusia	21
Princeton, Dade	21
Hypoluxo, Palm Beach	21
Missing, Calhoun	21
Juno Beach, Palm Beach	20
Fern Park, Seminole	20
Inlet Beach, Walton	20
Madeira Beach, Pinellas	20
Babson Park, Polk	19
Reddick, Marion	19
Osteen, Volusia	19
Steinhatchee, Taylor	19
Patrick Air Force Base, Brevard	19
Bokeelia, Lee	19
Missing, Sumter	19
Missing, Gulf	19
Sunny Isles Beach, Dade	19
Stock Island, Monroe	18
Big Pine Key, Monroe	18
Astor, Lake	18
Atlantis, Palm Beach	18
Malone, Jackson	18
Ochopee, Collier	18
Kissimmee, Orange	17
Greensboro, Gadsden	17
Miami Springs, Dade	17

COVID-19: characteristics of 323,002 Florida resident cases

Data through Jul 16, 2020 verified as of Jul 17, 2020 at 09:25 AM

Data in this report are provisional and subject to change.

The table below includes the cities and counties of residence for cases in Florida residents based on the patient's ZIP Code.

Note that city is not always received as part of the initial notification and may be missing while the case is being investigated.

City and county	Cases
Fountain, Bay	17
Naranja, Dade	17
Hosford, Liberty	17
Missing, Gilchrist	17
Missing, Holmes	17
Temple Terrace, Hillsborough	16
The Villages, Lake	16
Bradenton Beach, Manatee	16
Micanopy, Alachua	16
Belleair, Pinellas	16
Missing, Bay	16
Weirsdale, Marion	16
Astatula, Lake	16
Belleair Beach, Pinellas	16
Alford, Jackson	16
Morriston, Levy	15
Unknown, Orange	15
Hialeah Gardens, Dade	15
Lady Lake, Sumter	15
Grant-Valkaria, Brevard	15
Laurel Hill, Okaloosa	15
Floral City, Citrus	15
Valparaiso, Okaloosa	15
Saint James City, Lee	15
Crystal Beach, Pinellas	14
Bryceville, Nassau	14
Longboat Key, Manatee	14
Kendall, Dade	14
Eastpoint, Franklin	14
Missing, Wakulla	14
North Bay Village, Dade	14
Missing, Jefferson	14
Sweetwater, Dade	13
Anthony, Marion	13
Florida State University, Leon	13
Carrollwood, Hillsborough	13
Sumterville, Sumter	13
Odessa, Pasco	13
Kindred, Osceola	13
Yalaha, Lake	13
Wellborn, Suwannee	13
Missing, Suwannee	12
Eglin Air Force Base, Okaloosa	12
Baldwin, Duval	12
Summerland Key, Monroe	12
Waverly, Polk	12
San Mateo, Putnam	12
Alafaya, Orange	12
Golden Beach, Dade	11
Lighthouse Point, Broward	11
Miami Shores, Dade	11
Okahumpka, Lake	11
Edgewood, Orange	11
Singer Island, Palm Beach	11
Missing, Liberty	11
Paisley, Lake	11
Village Of Palmetto Bay, Dade	11
Placida, Charlotte	11
Holmes Beach, Manatee	11

COVID-19: characteristics of 323,002 Florida resident cases

Data through Jul 16, 2020 verified as of Jul 17, 2020 at 09:25 AM

Data in this report are provisional and subject to change.

The table below includes the cities and counties of residence for cases in Florida residents based on the patient's ZIP Code.

Note that city is not always received as part of the initial notification and may be missing while the case is being investigated.

City and county	Cases
Haverhill, Palm Beach	11
Hollister, Putnam	10
Fort Denaud, Hendry	10
Ona, Hardee	10
Westville, Holmes	10
Nocatee, Desoto	10
West Park, Broward	10
Heathrow, Seminole	10
Holt, Okaloosa	10
Missing, Charlotte	10
Oak Hill, Volusia	10
Carrabelle, Franklin	10
Barefoot Bay, Brevard	9
Caryville, Washington	9
Ponce Inlet, Volusia	9
Welaka, Putnam	9
Bellview, Escambia	9
Lake Suzy, Desoto	9
Goulds, Dade	9
Altoona, Lake	9
Callaway, Bay	9
Waldo, Alachua	9
Bay Harbor Islands, Dade	8
Balm, Hillsborough	8
Santa Fe, Alachua	8
Mangonia Park, Palm Beach	8
Sun City, Hillsborough	8
Lamont, Jefferson	8
Tice, Lee	8
Fruit Cove, St. Johns	8
Florahome, Putnam	8
Unknown, Dade	8
Missing, Glades	8
Clarksville, Calhoun	8
Sopchoppy, Wakulla	8
Tierra Verde, Pinellas	8
North Redington Beach, Pinellas	7
Reunion, Osceola	7
Winter Park, Seminole	7
Tyndall Air Force Base, Bay	7
Ocean Ridge, Palm Beach	7
Missing, Bradford	7
Bascom, Jackson	7
Dania Beach, Broward	7
Treasure Island, Pinellas	7
Missing, Dixie	7
Inglis, Levy	7
Bayonet Point, Pasco	7
Walnut Hill, Escambia	6
Eloise, Polk	6
Georgetown, Putnam	6
Terra Ceia, Manatee	6
Missing, Alachua	6
Harmony, Osceola	6
Tioga, Alachua	6
Venus, Highlands	6
Sydney, Hillsborough	6
Lutz, Pasco	6
Sebastian, Brevard	6

COVID-19: characteristics of 323,002 Florida resident cases

Data through Jul 16, 2020 verified as of Jul 17, 2020 at 09:25 AM

Data in this report are provisional and subject to change.

The table below includes the cities and counties of residence for cases in Florida residents based on the patient's ZIP Code.

Note that city is not always received as part of the initial notification and may be missing while the case is being investigated.

City and county	Cases
Pinetta, Madison	6
Kathleen, Polk	6
Pensacola Beach, Santa Rosa	6
Hampton, Bradford	6
Labelle, Glades	6
Matlacha, Lee	6
Kinard, Calhoun	6
Intercession City, Osceola	6
Brooker, Bradford	6
La Crosse, Alachua	5
Fort McCoy, Marion	5
Missing, Taylor	5
Palma Sola, Manatee	5
Saint Pete Beach, Pinellas	5
Wahneta, Polk	5
Buena Ventura Lakes, Osceola	5
Campbellton, Jackson	5
Highland City, Polk	5
Missing, Lafayette	5
Hiawassee, Orange	5
Missing, Okeechobee	5
Key Colony Beach, Monroe	5
Destin, Walton	5
Lehigh, Lee	4
Tallevast, Manatee	4
Indian Lake Estates, Polk	4
Poinciana, Osceola	4
Ybor City, Hillsborough	4
Missing, Putnam	4
Kenansville, Osceola	4
Eaton Park, Polk	4
Perdido Key, Escambia	4
Nichols, Polk	4
West Delray Beach, Palm Beach	4
Ponce De Leon, Holmes	4
Nobleton, Hernando	4
Northdale, Hillsborough	4
Altamonte Springs, Orange	4
Lorida, Highlands	4
Ponce De Leon, Walton	4
Maitland, Seminole	4
Homeland, Polk	4
Bay Pines, Pinellas	4
Palmdale, Glades	4
Penney Farms, Clay	4
Long Boat Key, Manatee	4
Cloud Lake, Palm Beach	4
Jacksonville, Unknown	4
Mayport, Duval	4
Mango, Hillsborough	4
Pembroke Park, Broward	4
Miami, Unknown	4
Siesta Key, Sarasota	4
Ridge Manor, Pasco	4
Micco, Brevard	3
Lynbrook, Broward	3
Lake Monroe, Seminole	3
Captiva, Lee	3
Belleair Bluffs, Pinellas	3

COVID-19: characteristics of 323,002 Florida resident cases

Data through Jul 16, 2020 verified as of Jul 17, 2020 at 09:25 AM

Data in this report are provisional and subject to change.

The table below includes the cities and counties of residence for cases in Florida residents based on the patient's ZIP Code.

Note that city is not always received as part of the initial notification and may be missing while the case is being investigated.

City and county	Cases
Bagdad, Santa Rosa	3
Fort Lauderdale, Unknown	3
Ferndale, Lake	3
Orlando, Seminole	3
Palm Shores, Brevard	3
Missing, Union	3
Shady Grove, Taylor	3
Graceville, Holmes	3
Fisher Island, Dade	3
Buckingham, Lee	3
Candler, Marion	3
Boca Grande, Lee	3
Bradley, Polk	3
Davenport, Osceola	3
Bonifay, Washington	3
Dinsmore, Duval	3
Ebro, Washington	3
Paxton, Walton	3
Plymouth, Orange	3
Azalea Park, Orange	3
Anna Maria, Manatee	3
Duette, Manatee	3
East Lake, Marion	3
Cutler Ridge, Dade	3
Trilby, Pasco	3
Leisure City, Dade	3
Missing, Franklin	3
At Large, Broward	3
Celebration, Orange	3
Perrine, Dade	3
Port Saint John, Brevard	3
Oneco, Manatee	3
Westchase, Hillsborough	3
Fpo, Duval	3
Elfers, Pasco	3
Gulf Stream, Palm Beach	3
Cedar Key, Levy	3
City Of Sunrise, Broward	3
Dowling Park, Suwannee	3
Braden River, Manatee	3
Mayport Naval Housing, Duval	3
Hollywood, Unknown	3
Mount Plymouth, Lake	3
Miromar Lakes, Lee	3
Wabasso, Indian River	3
Enterprise, Volusia	3
Hernando Beach, Hernando	3
Centerville, Leon	3
Lacoochee, Pasco	3
Maxville, Duval	3
Steinhatchee, Dixie	3
Saint Marks, Wakulla	3
Eatonville, Orange	3
Longboat Key, Sarasota	2
Earleton, Alachua	2
Gonzalez, Escambia	2
Homosassa Springs, Citrus	2
Clewiston, Palm Beach	2
Aloma, Orange	2

COVID-19: characteristics of 323,002 Florida resident cases

Data through Jul 16, 2020 verified as of Jul 17, 2020 at 09:25 AM

Data in this report are provisional and subject to change.

The table below includes the cities and counties of residence for cases in Florida residents based on the patient's ZIP Code.

Note that city is not always received as part of the initial notification and may be missing while the case is being investigated.

City and county	Cases
Branford, Lafayette	2
San Carlos Park, Lee	2
Rubonia, Manatee	2
Pompano Beach, Unknown	2
Orange Lake, Marion	2
Ormond Beach, Flagler	2
Sorrento, Orange	2
Lamont, Taylor	2
Land O Lakes, Hillsborough	2
Gulf Breeze, Escambia	2
Ft Pierce, St. Lucie	2
Venice, Manatee	2
Unknown, Seminole	2
Sugarloaf, Monroe	2
Mulberry, Hillsborough	2
Union Park, Orange	2
Pasadena, Pinellas	2
Saint Leo, Pasco	2
Sand Lake, Orange	2
West Palm Beach, Unknown	2
Goodland, Collier	2
Durant, Hillsborough	2
Miami, Martin	2
Lake Butler, Bradford	2
Panacea, Wakulla	2
Missing, Hamilton	2
Crystal Springs, Pasco	2
Cudjoe Key, Monroe	2
Mexico Beach, Bay	2
Madison, Unknown	2
Lealman, Pinellas	2
Yankeetown, Levy	2
Green Acres, Palm Beach	2
Forest City, Orange	2
Alturas, Polk	2
Chokoloskee, Collier	2
Lake Harbor, Palm Beach	2
Lake City, Suwannee	2
Orlando, Brevard	2
Hallandale Beach, Broward	2
Laurel, Sarasota	2
Inlet Beach, Bay	2
Tangerine, Orange	2
Sunny Hills, Washington	2
Milton, Escambia	2
North Venice, Sarasota	2
Pine Hills, Orange	2
Davenport, Orange	2
Hawthorne, Putnam	2
Archer, Levy	2
Loxahatchee Groves, Palm Beach	2
Lockhart, Orange	2
Saint Lucie West, St. Lucie	2
University Park, Manatee	2
Unknown, Broward	2
Valkaria, Brevard	2
West Villages, Sarasota	2
West Bradenton, Manatee	1
Wintergarden, Orange	1

COVID-19: characteristics of 323,002 Florida resident cases

Data through Jul 16, 2020 verified as of Jul 17, 2020 at 09:25 AM

Data in this report are provisional and subject to change.

The table below includes the cities and counties of residence for cases in Florida residents based on the patient's ZIP Code.

Note that city is not always received as part of the initial notification and may be missing while the case is being investigated.

City and county	Cases
Venice, Hillsborough	1
Trenton, Levy	1
River Ranch, Polk	1
Quail Heights, Dade	1
Ramrod Key, Monroe	1
Seven Springs, Pasco	1
Tallahassee, Unknown	1
The Villages, Marion	1
Orlando, Columbia	1
Palm Beach Shores, Palm Beach	1
Port Everglades, Broward	1
Louisville, Broward	1
Lowell, Marion	1
Laud-By-The-Sea, Broward	1
Lake Como, Putnam	1
Immokalee, Lee	1
Indian Shores, Pinellas	1
Jensen Beach, St. Lucie	1
Jupiter, Duval	1
Boca Raton, Orange	1
Hallandale Beach, Unknown	1
Pine Ridge, Citrus	1
Okeechobee, St. Lucie	1
Oklawaha, Marion	1
Olustee, Baker	1
Parker, Bay	1
Miamf, Dade	1
Switzerland, St. Johns	1
Tampa Palms, Hillsborough	1
Sewalls Point, Martin	1
San Antonio, Unknown	1
Tewksbury, Orange	1
South Daytona Beach, Volusia	1
Tampa, Pinellas	1
Wesley Chapel, Alachua	1
Weston, Dade	1
Unknown, Columbia	1
Unknown, Palm Beach	1
Watersound, Walton	1
Jacksonville, Clay	1
Hollywood, Dade	1
Kissimmee, Brevard	1
Manalapan, Palm Beach	1
Grandin, Putnam	1
Florence Villa, Polk	1
Fl, Dade	1
Fellsmeele, Brevard	1
Estero, Collier	1
Celeste, Broward	1
Cortez, Manatee	1
Clermont, Orange	1
Clermont, Polk	1
Doctors Inlet, Clay	1
Bay Lake, Orange	1
Beverly Beach, Flagler	1
Aollywoss, Dade	1
Arnondale, Hillsborough	1
Loughman, Polk	1
Logwood, Seminole	1

COVID-19: characteristics of 323,002 Florida resident cases

Data through Jul 16, 2020 verified as of Jul 17, 2020 at 09:25 AM

Data in this report are provisional and subject to change.

The table below includes the cities and counties of residence for cases in Florida residents based on the patient's ZIP Code.

Note that city is not always received as part of the initial notification and may be missing while the case is being investigated.

City and county	Cases
Casselberry, Orange	1
Darien, Pasco	1
Deltona , Volusia	1
Bostwick, Putnam	1
Bartow, Unknown	1
Cassadaga, Volusia	1
Champions Gate, Polk	1
Gastonia, Polk	1
Goldenrod, Seminole	1
Woodville, Leon	1
Saint Cloud, Orange	1
Saint Petersburg, Dade	1
Palm Coast, Orange	1
Wimauma, Manatee	1
Telogia, Liberty	1
Scottsmeer, Brevard	1
Live Oak, Columbia	1
Long Key, Monroe	1
Horseshoe Beach, Dixie	1
Hurlburt Field, Okaloosa	1
Hialeah, Unknown	1
General Delivery, Pasco	1
Gibsonia, Polk	1
Greenacres, Unknown	1
Daytona Beach Shores, Volusia	1
Doral, Broward	1
Everett, Dade	1
Everglades City, Collier	1
Fort Charlotte, Charlotte	1
Apopka, Unknown	1
Alligator Point, Wakulla	1
Bayshore Gardens, Manatee	1
Bonita Springs, Collier	1
Nokomis, Palm Beach	1
Orlando, Orange	1
Ocala, Unknown	1
Ocean Breeze, Martin	1
Saint Cloud, Manatee	1
Redington Beach, Pinellas	1
Wewahitchka, Calhoun	1
Winterpark, Unknown	1
Tampa, Orange	1
South Fort Myers, Lee	1
University Of Central Fl, Orange	1
Valrico, Orange	1
Town N Country, Hillsborough	1
Jena, Taylor	1
Lauderhill, Unknown	1
Litchfield Park, Unknown	1
Laurel Hill, Walton	1
Mayport Naval Station, Duval	1
Mount Dora, Orange	1
New Church, Palm Beach	1
New Port Richey, Hillsborough	1
El Jobean, Charlotte	1
Franklin, Orange	1
Haines City, Orange	1
Clearwater, Hillsborough	1
Austin, Dade	1

COVID-19: characteristics of 323,002 Florida resident cases

Data through Jul 16, 2020 verified as of Jul 17, 2020 at 09:25 AM

Data in this report are provisional and subject to change.

The table below includes the cities and counties of residence for cases in Florida residents based on the patient's ZIP Code.

Note that city is not always received as part of the initial notification and may be missing while the case is being investigated.

City and county	Cases
Apo, Collier	1
Astor, Volusia	1
Weston, Unknown	1
Winter Springs, Orange	1
Seacrest, Bay	1
West Hollywood, Broward	1
Unknown Out Of Area, Palm Beach	1
Unknown, Duval	1
Pensacola Naval Hospital, Escambia	1
Orange Park, Duval	1
Orlando, Osceola	1
Point Washington, Walton	1
University Of Miami, Dade	1
Unknown, Manatee	1
Virginia Gardens, Dade	1
Wakulla Springs, Wakulla	1
Twentynine Palms, Broward	1
Windermere, Unknown	1
Xifamk, Dade	1
Okeechobee, Martin	1
Pooler, Broward	1
Palma Ceia, Hillsborough	1
New Smyrna, Volusia	1
Oakland Park, Unknown	1
North Port, Manatee	1
South Palm Beach, Palm Beach	1
St Cloud, Orange	1
Salem, Taylor	1
Samoset, Manatee	1
Sarasota, Unknown	1
Seacrest, Walton	1
Miami Dade, Unknown	1
Miamksaohes, Dade	1
Indian River Shores, Indian River	1
Indian Rock Beach, Pinellas	1
Hillsboro Beach, Broward	1
Holder, Citrus	1
Bradenton, Pinellas	1
Cypress Gardens, Polk	1
Everglades National Park, Dade	1
Fanning Springs, Gilchrist	1
Fernandina, Nassau	1
Unknown, Volusia	1
Westville, Walton	1
Port Saint Lucie, Palm Beach	1
Rocky Point, Hillsborough	1
Saint Johns, Duval	1
Pensacola Beach, Escambia	1
Pine Castle, Orange	1
Glenwood, Volusia	1
Hallandale, Unknown	1
Homeless, Hillsborough	1
Homeless, Monroe	1
Homeless, Pinellas	1
Hutchinson Island, St. Lucie	1
Alpharetta, Broward	1
Cape Cord, Lee	1
Clarcona, Orange	1
Coconut Ck, Unknown	1

COVID-19: characteristics of 323,002 Florida resident cases

Data through Jul 16, 2020 verified as of Jul 17, 2020 at 09:25 AM

Data in this report are provisional and subject to change.

The table below includes the cities and counties of residence for cases in Florida residents based on the patient's ZIP Code.

Note that city is not always received as part of the initial notification and may be missing while the case is being investigated.

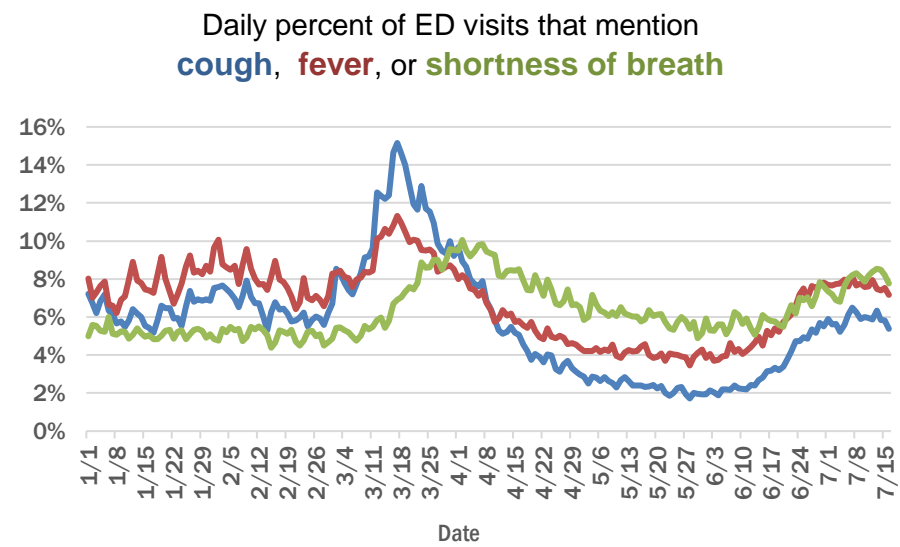
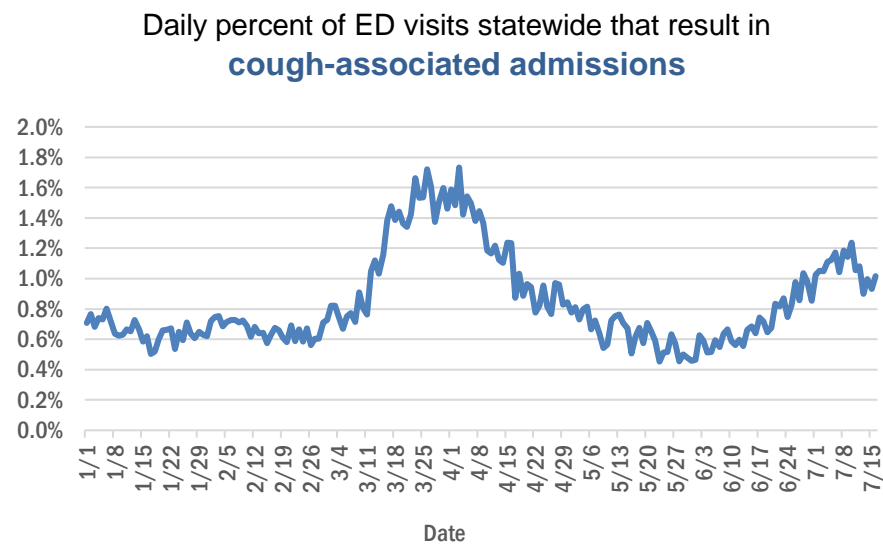
City and county	Cases
Lehigh Acers, Lee	1
Lulu, Columbia	1
N. Lauderdale, Broward	1
Miccosukee, Leon	1
Milligan, Okaloosa	1
Miami, Lee	1
Sharpes, Brevard	1
Watersound, Bay	1
Unknown, Unknown	1
Unable To Obtain, Palm Beach	1
University Of Tampa, Hillsborough	1
Yeehaw, Okeechobee	1
Mount Dora, Seminole	1
Naples, Lee	1
North Fort Myers, Charlotte	1
North Laud, Unknown	1
Miami Gardens, Unknown	1
Perth Amboy, Hillsborough	1
Panama City, Unknown	1
Rivera Beach, Palm Beach	1
Sanford, Orange	1
Cape Haze, Charlotte	1
Alva, Escambia	1
Bayou George, Bay	1
Clearwater, Pasco	1
Davie, Unknown	1
Homossa, Orange	1
Hudson, Pinellas	1
Indian Creek Village, Dade	1
Jacksonville Naval Air Station, Duval	1
Jacksonville Naval Hospital, Duval	1
Mesa, Unknown	1
Total	323,002

COVID-19: additional surveillance information

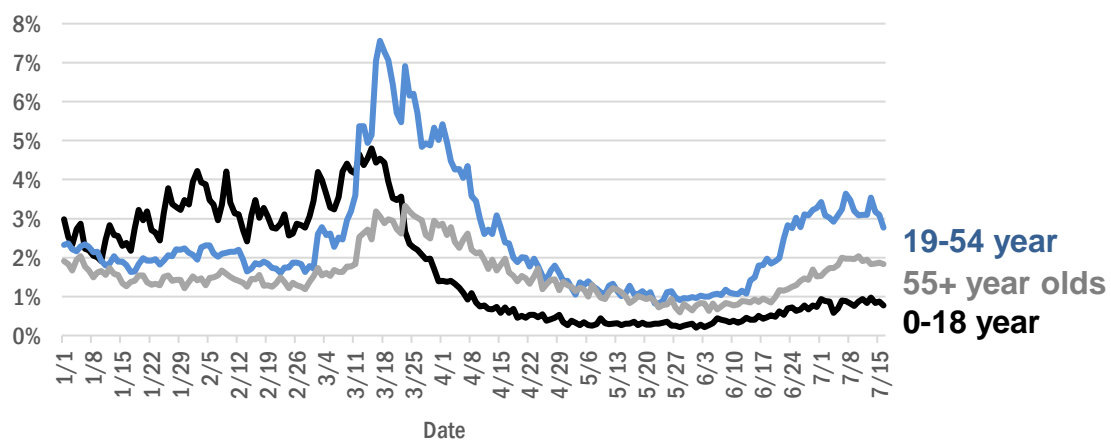
Data through Jul 16, 2020 verified as of Jul 17, 2020 at 09:25 AM

Data in this report are provisional and subject to change.

Statewide emergency department (ED) chief complaint and admission data



Daily percent of ED visits statewide that mention cough by age group



The Electronic Surveillance System for the Early Notification of Community-Based Epidemics (ESSENCE-FL) includes chief complaint data from 211 of 212 Florida EDs. Data are transmitted electronically to ESSENCE-FL daily or hourly.

COVID-19: All persons with tests reported

Data through Jul 16, 2020 verified as of Jul 17, 2020 at 09:25 AM

Data in this report are provisional and subject to change.

The table below includes persons with laboratory results that the Department of Health has received electronically or by mail/fax for Florida residents and non-Florida residents.

County	Awaiting testing	Inconclusive	Negative	Positive	Percent positive	Total tested
Dade	184	882	392,627	77,867	17%	471,376
Broward	79	307	265,937	36,913	12%	303,157
Palm Beach	193	390	178,155	24,361	12%	202,906
Hillsborough	151	240	159,206	22,502	12%	181,948
Orange	367	229	182,136	22,049	11%	204,414
Duval	101	192	139,537	15,641	10%	155,370
Pinellas	39	95	120,446	12,714	10%	133,255
Lee	21	27	76,061	12,043	14%	88,131
Polk	27	75	61,390	8,772	12%	70,237
Collier	154	48	40,607	7,314	15%	47,969
Manatee	2	34	56,627	6,133	10%	62,794
Osceola	65	77	37,584	5,556	13%	43,217
Escambia	18	19	46,556	5,346	10%	51,921
Seminole	29	47	47,176	5,030	10%	52,253
Volusia	25	66	50,045	4,768	9%	54,879
Pasco	48	40	46,363	4,654	9%	51,057
Brevard	12	45	60,979	3,945	6%	64,969
Sarasota	29	20	50,839	3,880	7%	54,739
St. Lucie	216	43	28,082	3,411	11%	31,536
Lake	44	30	44,733	3,139	7%	47,902
Martin	38	32	18,263	3,023	14%	21,318
Leon	12	80	39,838	2,817	7%	42,735
Alachua	1	18	52,345	2,465	4%	54,828
St. Johns	41	32	28,075	2,270	7%	30,377
Marion	124	21	31,770	2,156	6%	33,947
Clay	9	13	23,600	1,900	7%	25,513
Santa Rosa	1	16	17,909	1,740	9%	19,665
Bay	2	23	15,333	1,737	10%	17,093
Okaloosa	25	21	18,745	1,698	8%	20,464
Indian River	33	11	18,669	1,463	7%	20,143
Charlotte	4	11	16,997	1,342	7%	18,350
Hendry	1	13	5,335	1,325	20%	6,673
Columbia	3	33	7,785	1,150	13%	8,968
Hernando		3	13,156	1,077	8%	14,236
Desoto	9	19	6,323	1,045	14%	7,387
Putnam	3	5	8,638	897	9%	9,540
Suwannee		8	4,837	863	15%	5,708
Sumter	46	12	12,326	770	6%	13,108
Monroe	39	9	8,100	768	9%	8,877
Jackson	3	12	6,526	756	10%	7,294
Citrus	7	8	13,059	737	5%	13,804
Gadsden	1	16	6,961	736	10%	7,713
Walton		4	5,225	727	12%	5,956
Highlands	6	15	11,142	687	6%	11,844
Hardee		3	2,954	677	19%	3,634
Nassau	14	17	10,342	660	6%	11,019
Okeechobee	2	7	4,220	610	13%	4,837
Flagler	4	11	10,579	600	5%	11,190

COVID-19: All persons with tests reported

Data through Jul 16, 2020 verified as of Jul 17, 2020 at 09:25 AM

Data in this report are provisional and subject to change.

The table below includes persons with laboratory results that the Department of Health has received electronically or by mail/fax for Florida residents and non-Florida residents.

County	Awaiting testing	Inconclusive	Negative	Positive	Percent positive	Total tested
Hamilton	1	1	3,020	498	14%	3,519
Madison	1	18	3,607	423	10%	4,048
Unknown		21	3,612	383	10%	4,016
Levy		12	4,054	325	7%	4,391
Liberty		2	2,440	289	11%	2,731
Holmes		7	2,950	275	9%	3,232
Wakulla		8	3,317	235	7%	3,560
Washington	3	1	2,391	233	9%	2,625
Glades		1	611	223	27%	835
Baker	8		3,279	215	6%	3,494
Calhoun	1	7	1,352	201	13%	1,560
Taylor		2	1,940	192	9%	2,134
Gilchrist		5	2,662	191	7%	2,858
Bradford	1	3	3,210	180	5%	3,393
Dixie		1	1,695	155	8%	1,851
Union		1	2,658	139	5%	2,798
Gulf		4	2,463	124	5%	2,591
Jefferson	2	1	1,590	109	6%	1,700
Lafayette		2	663	67	9%	732
Franklin	1	1	1,875	50	3%	1,926
Total	2,250	3,477	2,553,527	327,241	11%	2,884,245

COVID-19: testing by laboratory

Data through Jul 16, 2020 verified as of Jul 17, 2020 at 09:25 AM

Data in this report are provisional and subject to change.

The numbers in the table below represent the number for whom test results were received by the Department of Health. A person can be tested by more than one laboratory and can have both positive and negative results. **Therefore, the sum of the numbers in each column will be larger than the total number of people tested.**

Reporting lab	Inconclusive	Negative	Positive	Percent positive	Total
QUEST DIAGNOSTICS - TAMPA	1,974	503,287	64,501	11%	569,762
LABORATORY CORPORATION OF AMERICA	461	431,650	59,949	12%	492,060
BIO REFERENCE LABORATORIES, INC	2,284	321,670	52,839	14%	376,793
GENETWORX	662	286,654	23,713	8%	311,029
REALTOX LABS LLC	933	131,017	17,071	11%	149,021
ADVENT HEALTH LAB	102	95,320	12,157	11%	107,579
NORTHWEST LABORATORY	81	103,603	3,210	3%	106,894
CURATIVE_LABS	1,080	69,729	2,272	3%	73,081
MEDICAL DIAGNOSTIC LABORATORIES	357	50,991	6,355	11%	57,703
KORVALABS, INC	386	55,608	1,674	3%	57,668
BIOCOLLECTIONS WORLDWIDE, INC	81	45,201	7,034	13%	52,316
MAYO CLINIC LABORATORIES	74	47,141	4,078	8%	51,293
BAYCARE LABORATORIES LLC	194	41,518	4,181	9%	45,893
QUEST DIAGNOSTICS NICHOLS INSTITUTE, INC.	129	40,981	4,588	10%	45,698
MEMORIAL REGIONAL HOSPITAL SOUTH	17	36,856	7,980	18%	44,853
ORLANDO REG MED CENTER CLINICAL LAB	328	34,082	3,948	10%	38,358
SACRED HEART HOSPITAL LABORATORY	2	34,620	3,344	9%	37,966
BPHL-JACKSONVILLE	10	29,750	5,437	15%	35,197
TAMPA GENERAL HOSPITAL	4	31,222	2,181	7%	33,407
TESTING MATTERS INC		29,163	3,857	12%	33,020
DIATHERIX LABORATORIES		29,031	3,372	10%	32,403
UF PATHLABS	33	31,288	945	3%	32,266
JACKSON MEMORIAL HOSPITAL CLINICAL LAB	79	23,405	5,101	18%	28,585
ARUP LABORATORIES		25,645	1,677	6%	27,322
VIRACOR-EUROFINS LABORATORIES		20,332	6,422	24%	26,754
BPHL-MIAMI	168	19,187	3,514	15%	22,869
SHANDS AT THE UNIVERSITY OF FLORIDA	17	18,606	798	4%	19,421
BPHL-TAMPA (SPECTRUM BLVD)	43	16,433	2,332	12%	18,808
AIT LABORATORIES		16,361	1,807	10%	18,168
LAKELAND REGIONAL MEDICAL CENTER	32	14,142	1,475	9%	15,649
ST VINCENT'S MEDICAL CENTER - RIVERSIDE	1	14,066	1,452	9%	15,519
WALGREENS	9	12,986	2,055	14%	15,050
CAPE CORAL HOSPITAL CLINICAL LABORATORY		12,541	2,206	15%	14,747
BROWARD GENERAL MEDICAL CENTER-CLINICAL LAB	2	11,464	1,440	11%	12,906
ELABNETWORK	1	11,509	1,015	8%	12,525
STATLAB_MOBILE		10,640	750	7%	11,390
BAPTIST HOSPITAL OF MIAMI CLINICAL LABORATORY	5	9,440	1,620	15%	11,065
SHANDS JACKSONVILLE MEDICAL CENTER INC	31	9,723	688	7%	10,442
CLEVELAND CLINIC HOSPITAL LAB	3	9,158	811	8%	9,972
FLORIDA HOSPITAL - TAMPA	5	8,999	770	8%	9,774
BAPTIST MEDICAL CENTER JACKSONVILLE	1	9,064	535	6%	9,600
ADVENTHEALTH DAYTONA BEACH	15	8,954	580	6%	9,549
NAPLES COMMUNITY HOSPITAL	10	8,550	854	9%	9,414
ST JOSEPHS HOSPITAL LABORATORY	6	7,599	881	10%	8,486
PALMETTO GENERAL HOSPITAL LAB	2	6,279	1,867	23%	8,148
LABCORP BURLINGTON (ELR)	2	7,435	231	3%	7,668
INTEGRATED REGIONAL LABORATORIES LLP		6,549	952	13%	7,501

COVID-19: testing by laboratory

Data through Jul 16, 2020 verified as of Jul 17, 2020 at 09:25 AM

Data in this report are provisional and subject to change.

The numbers in the table below represent the number for whom test results were received by the Department of Health. A person can be tested by more than one laboratory and can have both positive and negative results. **Therefore, the sum of the numbers in each column will be larger than the total number of people tested.**

Reporting lab	Inconclusive	Negative	Positive	Percent positive	Total
MOUNT SINAI MEDICAL CENTER	3	6,635	662	9%	7,300
MORTON PLANT HOSPITAL-ADLER INSTITUTE	7	6,553	505	7%	7,065
JFK MEDICAL CENTER LAB		5,911	1,089	16%	7,000
REAL DIAGNOSTICS	77	6,449	465	7%	6,991
SARASOTA MEMORIAL HOSPITAL MAIN LAB	12	6,075	523	8%	6,610
SOUTH MIAMI HOSPITAL LAB	8	5,730	825	13%	6,563
TALLAHASSEE MEMORIAL HOSPITAL	1	6,140	411	6%	6,552
SAINT MARY'S MEDICAL CENTER	8	5,502	835	13%	6,345
NORTH FLORIDA REGIONAL MEDICAL CENTER		5,723	445	7%	6,168
BRANDON REGIONAL HOSPITAL		5,090	882	15%	5,972
MEMORIAL REGIONAL HOSPITAL CLINICAL LABORATORY	6	5,505	411	7%	5,922
WELLINGTON REGIONAL MED CTR LAB	3	4,905	782	14%	5,690
FLORIDA HOSPITAL WATERMAN LABORATORY	10	5,246	372	7%	5,628
INDIAN RIVER MEDICAL CENTER LAB		5,290	258	5%	5,548
LARKIN COMMUNITY HOSPITAL	10	4,498	820	15%	5,328
JUPITER MEDICAL CENTER LAB	12	4,567	693	13%	5,272
MILLENNIUM PHYSICIAN GROUP		4,245	831	16%	5,076
NICKLAUS CHILDREN'S HOSPITAL	9	4,318	635	13%	4,962
BAPTIST HOSPITAL OF MIAMI MOLECULAR DIAGNOSTICS	42	4,263	571	12%	4,876
ECCO LAB GROUP CO	128	3,706	875	19%	4,709
DELRAY MEDICAL CENTER	2	4,145	544	12%	4,691
ST ANTHONY'S HOSPITAL LAB	10	4,107	540	12%	4,657
HOMESTEAD HOSPITAL CLINICAL LABORATORY		3,716	923	20%	4,639
AEGIS SCIENCES CORPORATION	26	4,376	232	5%	4,634
MEMORIAL HOSPITAL JACKSONVILLE	8	3,599	845	19%	4,452
ARNOLD PALMER MEDICAL CENTER CLINICAL LAB		4,271	90	2%	4,361
WEST KENDALL BAPTIST HOSPITAL LABORATORY	2	3,469	760	18%	4,231
WINTER HAVEN HOSPITAL CLINICAL LABORATORY	1	3,529	627	15%	4,157
PANCARE OF FLORIDA INC		4,002	75	2%	4,077
ST JOSEPHS HOSPITAL SOUTH LABORATORY	3	3,515	508	13%	4,026
OSCEOLA REGIONAL MEDICAL CENTER	1	3,347	570	15%	3,918
MEASE COUNTRYSIDE LAB		3,505	351	9%	3,856
GOOD SAMARITAN MEDICAL CENTER LAB	1	3,200	618	16%	3,819
ORANGE PARK MEDICAL CENTER	4	2,936	710	19%	3,650
GULF COAST MEDICAL CENTER MICROLAB		2,729	913	25%	3,642
QUEST DIAGNOSTICS NICHOLS INSTITUTE - SJC (ELR)	4	3,105	425	12%	3,534
BAPTIST MEDICAL CENTER SOUTH		3,278	248	7%	3,526
LAWNWOOD REGIONAL MEDICAL CENTER		2,968	429	13%	3,397
NEW YORK STATE ELR - SUNRISE MEDICAL LABORATORIES		3,288	77	2%	3,365
FLORIDA HOSPITAL HEARTLAND MED CTR CLINICAL LAB	1	3,005	240	7%	3,246
WESTSIDE REGIONAL MED CTR	1	2,666	545	17%	3,212
MEMORIAL HOSPITAL WEST LABORATORY SERVICES	7	2,887	291	9%	3,185
APPLIED INGENUITY DIAGNOSTICS LLC		2,987	165	5%	3,152
WEST BOCA MEDICAL CENTER LAB		2,807	337	11%	3,144

COVID-19: testing by laboratory

Data through Jul 16, 2020 verified as of Jul 17, 2020 at 09:25 AM

Data in this report are provisional and subject to change.

The numbers in the table below represent the number for whom test results were received by the Department of Health. A person can be tested by more than one laboratory and can have both positive and negative results. **Therefore, the sum of the numbers in each column will be larger than the total number of people tested.**

Reporting lab	Inconclusive	Negative	Positive	Percent positive	Total
MANATEE MEMORIAL HOSPITAL		2,818	322	10%	3,140
HALIFAX MEDICAL CENTER LAB	3	2,700	408	13%	3,111
AVENTURA HOSPITAL LAB		2,287	787	26%	3,074
Lee Memorial Hospital		2,515	554	18%	3,069
HEALTH PARK MEDICAL CENTER CLINICAL LAB		2,443	615	20%	3,058
MERCY HOSPITAL A CAMPUS OF PLANTATION GEN HOSP LAB		2,300	724	24%	3,024
FLORIDA HOSPITAL WESLEY CHAPEL	1	2,747	265	9%	3,013
BROWARD HEALTH NORTH CLINICAL LABORATORY		2,600	394	13%	2,994
BAPTIST HOSPITAL LABORATORY	4	2,590	400	13%	2,994
CORAL GABLES HOSPITAL CLINICAL LABORATORY		2,309	683	23%	2,992
CLEVELAND CLINIC MARTIN SOUTH HOSPITAL		2,744	244	8%	2,988
MAKO MEDICAL LABORATORIES	31	2,441	502	17%	2,974
PALM BEACH GARDENS MEDICAL CTR LAB		2,662	290	10%	2,952
WEST FLORIDA HOSPITAL LAB		2,360	585	20%	2,945
NCH NORTH NAPLES HOSPITAL LAB	1	2,638	303	10%	2,942
CORAL SPRINGS MED CTR		2,649	271	9%	2,920
LARGO MEDICAL CENTER		2,520	382	13%	2,902
DOCTORS HOSPITAL	2	2,332	564	19%	2,898
PALMS WEST HOSPITAL LAB		2,273	575	20%	2,848
NORTH SHORE MEDICAL CENTER		2,195	643	23%	2,838
OAK HILL HOSPITAL		2,581	242	9%	2,823
MOFFITT CANCER CENTER	5	2,790	25	1%	2,820
BETHESDA HOSPITAL EAST		2,502	296	11%	2,798
NORTHWEST MEDICAL CENTER		2,157	596	22%	2,753
FLORIDA HOSPITAL ZEPHYRHILLS		2,488	175	7%	2,663
MARTIN HOSPITAL SOUTH LAB		2,504	90	3%	2,594
FLORIDA HOSPITAL FLAGLER	2	2,360	139	6%	2,501
BLAKE MEDICAL CENTER		2,045	408	17%	2,453
FLORIDA MEDICAL CENTER - A CAMPUS OF NORTH SHORE	2	1,969	390	17%	2,361
REGIONAL MEDICAL CENTER BAYONET POINT	1	2,173	166	7%	2,340
Capital Regional Medical Ctr		1,936	384	17%	2,320
NEMOURS CHILDRENS HOSPITAL		2,242	45	2%	2,287
FLORIDA HOSPITAL OF CARROLLWOOD		1,870	312	14%	2,182
NORTHSIDE HOSPITAL AND HEART INSTITUTE		1,865	302	14%	2,167
MEDICAL CENTER OF TRINITY CLINICAL LABORATORY		1,840	320	15%	2,160
QUEST DIAGNOSTICS - WEST HILLS	2	2,077	76	4%	2,155
MORTON PLANT-MEASE		1,981	149	7%	2,130
PLANTATION GENERAL HOSPITAL		1,587	534	25%	2,121
ST JOSEPHS NORTH HOSPITAL LAB		1,873	231	11%	2,104
IMPERIAL POINT MEDICAL CENTER		1,891	198	9%	2,089
MARTIN MEMORIAL HEALTH SYSTEM LABORATORY		1,880	154	8%	2,034
FLORIDA HOSPITAL DELAND		1,712	309	15%	2,021
OCALA REGIONAL MEDICAL CENTER		1,848	164	8%	2,012
LAKE CITY MEDICAL CENTER		1,561	398	20%	1,959
BAPTIST MEDICAL CENTER - BEACHES		1,836	109	6%	1,945

COVID-19: testing by laboratory

Data through Jul 16, 2020 verified as of Jul 17, 2020 at 09:25 AM

Data in this report are provisional and subject to change.

The numbers in the table below represent the number for whom test results were received by the Department of Health. A person can be tested by more than one laboratory and can have both positive and negative results. **Therefore, the sum of the numbers in each column will be larger than the total number of people tested.**

Reporting lab	Inconclusive	Negative	Positive	Percent positive	Total
CARDIOTROPIC LABS		1,504	415	22%	1,919
DRS CLACK SPENCER WHITE & MCCORMACK PA D/B/A		1,691	221	12%	1,912
DR. P. PHILLIPS HOSPITAL		1,827	31	2%	1,858
LAKWOOD RANCH MEDICAL CENTER		1,689	159	9%	1,848
CENTRAL FLORIDA REGIONAL HOSPITAL		1,565	234	13%	1,799
WESTCHESTER HOSPITAL	11	1,480	277	16%	1,768
SOUTH FLORIDA BAPTIST HOSPITAL MICRO	1	1,502	249	14%	1,752
GULF COAST MEDICAL CENTER LAB		1,471	261	15%	1,732
ST LUCIE MEDICAL CENTER		1,454	273	16%	1,727
SOUTH LAKE HOSPITAL CLINICAL LAB		1,643	30	2%	1,673
UNIVERSITY OF MIAMI HOSPITAL	5	1,113	508	31%	1,626
POINCIANA MEDICAL CENTER		1,172	412	26%	1,584
FLORIDA HOSPITAL NORTH PINELLAS	5	1,430	111	7%	1,546
OPTEO LABORATORY		1,500	29	2%	1,529
BAPTIST MEDICAL CENTER - NASSAU		1,456	70	5%	1,526
MEMORIAL HOSPITAL- MIRAMAR	7	1,381	110	7%	1,498
UNIVERSITY HOSPITAL AND MEDICAL CENTER		1,130	358	24%	1,488
PHYSICIANS REGIONAL MEDICAL CENTER - PINE RIDGE RD		1,189	267	18%	1,456
MEMORIAL HOSPITAL MICRO		1,302	149	10%	1,451
LEESBURG REGIONAL MEDICAL CENTER		1,311	137	9%	1,448
QUEST DIAGNOSTICS	2	1,207	227	16%	1,436
LEE HEALTH COCONUT POINT CLINICAL LAB	1	1,163	260	18%	1,424
WEST PALM HOSPITAL LAB		1,206	198	14%	1,404
ST PETERSBURG GENERAL HOSPITAL		975	381	28%	1,356
WEST MARION COMMUNITY HOSPITAL LAB		1,250	92	7%	1,342
ST VINCENT'S MEDICAL CENTER - SOUTHSIDE		1,307	26	2%	1,333
SOUTH SEMINOLE HOSPITAL LABORATORY		1,280	40	3%	1,320
MEASE DUNEDIN HOSPITAL	1	1,194	122	9%	1,317
HIALEAH HOSPITAL	3	966	348	26%	1,317
MEMORIAL HOSPITAL PEMBROKE	2	1,154	133	10%	1,289
CITRUS MEMORIAL HOSPITAL LABORATORY		1,234	32	3%	1,266
OVIDO MEDICAL CENTER		1,071	190	15%	1,261
FORT WALTON BEACH MEDICAL CENTER		1,107	140	11%	1,247
QUEST DIAGNOSTICS LENEXA	2	1,158	65	5%	1,225
SUNPATH MEDICAL DIAGNOSTICS LABORATORY	4	1,083	132	11%	1,219
MEDCOMP SCIENCES LLC	21	862	333	27%	1,216
BAPTIST NORTH EMERGENCY CENTER		853	357	30%	1,210
DOCTORS HOSPITAL OF SARASOTA CLINICAL LABORATORY		1,093	109	9%	1,202
CLINICORE LABS		1,112	88	7%	1,200
VISTA CLINICAL		743	448	38%	1,191
FLORIDA HOSPITAL FISH MEMORIAL		946	191	17%	1,137
QUEST NEW ENGLAND	1	1,080	37	3%	1,118
PALMS OF PASADENA HOSPITAL		957	149	13%	1,106
BAYFRONT MEDICAL CENTER		814	266	25%	1,080
LOWER KEYS MEDICAL CENTER		975	73	7%	1,048
QUEST DIAGNOSTICS - ATLANTA		846	151	15%	997
RAULERSON HOSPITAL		839	150	15%	989

COVID-19: testing by laboratory

Data through Jul 16, 2020 verified as of Jul 17, 2020 at 09:25 AM

Data in this report are provisional and subject to change.

The numbers in the table below represent the number for whom test results were received by the Department of Health. A person can be tested by more than one laboratory and can have both positive and negative results. **Therefore, the sum of the numbers in each column will be larger than the total number of people tested.**

Reporting lab	Inconclusive	Negative	Positive	Percent positive	Total
QUEST DIAGNOSTICS - MIRAMAR	6	288	693	70%	987
LMHS		901	75	8%	976
SOUTH BAY HOSPITAL MICRO		828	136	14%	964
ORLANDO VA MEDICAL CENTER		853	84	9%	937
CLEVELAND CLINIC TRADITION HOSPITAL		817	107	12%	924
PUTNAM COMMUNITY MEDICAL CENTER		820	93	10%	913
BARTOW REGIONAL MEDICAL CENTER	1	773	133	15%	907
PHYSICIANS REGIONAL MEDICAL CENTER - COLLIER BLVD	1	738	152	17%	891
BMCT Molecular Diagnostics Subsection		711	177	20%	888
VIKOR SCIENTIFIC	2	601	283	32%	886
THE VILLAGES REGIONAL HOSPITAL		801	72	8%	873
TWIN CITIES HOSPITAL		804	60	7%	864
CLEVELAND CLINIC MARTIN NORTH HOSPITAL		710	119	14%	829
ST VINCENTS CLAY COUNTY		775	22	3%	797
FLORIDA HOSPITAL ORLANDO		745	52	7%	797
ADVENTHEALTH OCALA LABORATORY		687	100	13%	787
BETHESDA HOSPITAL WEST		724	53	7%	777
AMERICAN HEALTH ASSOCIATES	5	480	287	37%	772
SYNERGY LABORATORIES	2	709	50	7%	761
LAKESIDE MEDICAL CENTER		472	261	36%	733
HIGHLANDS REGIONAL MEDICAL CENTER		650	70	10%	720
QUEST DIAGNOSTICS INFECTIOUS DISEASE INC		282	379	57%	661
ENGLEWOOD COMMUNITY HOSPITAL		607	44	7%	651
GULF BREEZE HOSPITAL LAB	1	568	82	13%	651
CAPSTONE HEALTHCARE		424	207	33%	631
AVENTUS BIOLABS	1	379	245	39%	625
VISTA CLINICAL DIAGNOSTICS		356	268	43%	624
ACCESSDX	5	325	258	44%	588
SACRED HEART-EMERALD COAST		491	88	15%	579
BAPTIST EMERGENCY CENTER OAKLEAF		474	86	15%	560
ORLANDO HEALTH		10	512	98%	522
EGLIN AIRFORCE BASE LAB		477	38	7%	515
ACCESS MEDICAL LABORATORIES		209	300	59%	509
MARINERS HOSPITAL		439	64	13%	503
LAB24 INC			468	100%	468
BAPTIST HEALTH EMERGENCY CENTER COUNTRY WALK		405	58	13%	463
PATIENTS CHOICE LABORATORIES		175	283	62%	458
BAPTIST EMERGENCY CENTER CLAY		402	51	11%	453
QUEST DIAGNOSTICS WOOD DALE		405	43	10%	448
VAMC ORLANDO		296	146	33%	442
MARTIN MEMORIAL HEALTH SYSTEMS LABORATORY		407	33	8%	440
PANCARE OF FLORIDA, INC			434	100%	434
LEE MEMORIAL HOSPITAL LAB			412	100%	412
NCH HEALTHCARE SYSTEM MICROBIOLOGY LAB		1	398	100%	399
QUEST	1	71	323	82%	395
QUEST DIAGNOSTICS - IRVING	6	211	157	42%	374
QUEST DIAGNOSTICS NICHOLS INSTITUTE	5	349	15	4%	369

COVID-19: testing by laboratory

Data through Jul 16, 2020 verified as of Jul 17, 2020 at 09:25 AM

Data in this report are provisional and subject to change.

The numbers in the table below represent the number for whom test results were received by the Department of Health. A person can be tested by more than one laboratory and can have both positive and negative results. **Therefore, the sum of the numbers in each column will be larger than the total number of people tested.**

Reporting lab	Inconclusive	Negative	Positive	Percent positive	Total
BARDMOOR LABORATORY		310	45	13%	355
SOUTHEAST ALABAMA MEDICAL CENT		319	25	7%	344
LABCORP RTP	1	39	303	88%	343
HEALTHQUEST ESOTERICS		63	276	81%	339
JACKSON HOSPITAL LAB		310	27	8%	337
AVERO DIAGNOSTICS - IRVING		301	32	10%	333
TAMPA COMMUNITY HOSPITAL		206	126	38%	332
LEON MEDICAL CENTERS LLC		257	74	22%	331
PATHNOSTICS		21	302	93%	323
NCH NORTHEAST		217	101	32%	318
NONE		185	131	41%	316
CLARITY LABS		267	49	16%	316
DAVITA LABS		283	26	8%	309
ADVANCE MEDICAL OF NAPLES			306	100%	306
NIGHT LITE PEDIATRICS		178	127	42%	305
MEMORIAL PEMBROKE 24/7 CARE CENTER		229	76	25%	305
APPLIED INGENUITY DIAGNOSTICS		272	26	9%	298
WALGREEN CO	1	264	31	10%	296
BIOREFERENCE LABORATORIES		24	270	92%	294
BIO COLLECTIONS INC	1	151	139	48%	291
PATIENTS FIRST - MAHAN DRIVE		161	114	41%	275
DYNIX DIAGNOSTICS		186	87	32%	273
JACKSON HOSPITAL CLINICAL LABORATORY		221	45	17%	266
UHEALTH CORAL GABLES/LENNAR MED CTR		214	49	19%	263
ECCOLAB GROUP	1	73	187	72%	261
NEW YORK STATE ELR - NORTH SHORE LONG ISLAND JEWISH HEALTH		242	18	7%	260
PWN HEALTH	1	103	154	60%	258
BOSTON HEART DIAGNOSTICS CORP		242	12	5%	254
NEW YORK STATE ELR - LENCO MEDICAL LABORATORY		234	12	5%	246
PHYSICIANS STAT LAB		132	106	45%	238
LUMINUS DIAGNOSTICS		166	67	29%	233
MAKO GENOMICS		218	11	5%	229
UAB HIGHLANDS LABORATORY		227	1	0%	228
MARTIN MEMORIAL LABORATORY AT ST LUCIE WEST		194	31	14%	225
NEW YORK STATE ELR - DEPARTMENT OF CLINICAL LABS		217	4	2%	221
GENESIS REFERENCE LABORATORIES		1	215	100%	216
INFORM DIAGNOSTICS		212	2	1%	214
MEDSCAN LABORATORY INC		136	72	35%	208
FLO-MEDILAB SERVICES		80	125	61%	205
THERADOC		150	55	27%	205
NCF DIAGNOSTICS & DNA TECHNOLOGIES	10	14	179	88%	203
LABCORP		18	180	91%	198
CORE DIAGNOSTIC LABORATORIES LLC		173	23	12%	196
MINUTECLINIC LLC #3703		162	27	14%	189
MILLENNIUM PATHOLOGY			188	100%	188
LAB CORP	1	59	125	68%	185
NEW YORK STATE ELR - NYU HOSPITALS CENTER CLINICAL LABORATORIES		168	8	5%	176

COVID-19: testing by laboratory

Data through Jul 16, 2020 verified as of Jul 17, 2020 at 09:25 AM

Data in this report are provisional and subject to change.

The numbers in the table below represent the number for whom test results were received by the Department of Health. A person can be tested by more than one laboratory and can have both positive and negative results. **Therefore, the sum of the numbers in each column will be larger than the total number of people tested.**

Reporting lab	Inconclusive	Negative	Positive	Percent positive	Total
HENDRY REGIONAL MEDICAL CENTER		2	169	99%	171
ST CLOUD REGIONAL MEDICAL CENTER		126	41	25%	167
BAPTIST MD ANDERSON CANCER CENTER		159			159
GENESIS MEDICAL LABORATORY MIAMI FL.		78	78	50%	156
Assurance Scientific Laboratories		127	27	18%	154
JAY HOSPITAL CLINICAL LABORATORY		121	28	19%	149
PATIENT'S FIRST		3	145	98%	148
ORLANDO VAMC		79	68	46%	147
TENNESSEE DOH - NASHVILLE	1	133	13	9%	147
ORLANDO VETERANS AFFAIRS MEDICAL CENTER		32	115	78%	147
ASCEND CLINICAL		142	3	2%	145
PATHGROUP LABS LLC		90	55	38%	145
NORTH FLORIDA PEDIATRICS-TALLAHASSEE		129	14	10%	143
UNKNOWN		8	130	94%	138
SANFORD REFERENCE LAB		137			137
EXPRESS GENE MOLECULAR DIAGNOSTIC LABORATORY		2	132	99%	134
CURATIVE LABS		3	130	98%	133
NCH HEALTHCARE BONITA		92	41	31%	133
MEMPHIS PATHOLOGY LABORATORY	1	124	5	4%	130
NEW YORK STATE ELR - NEW YORK PRESBYTERIAN HOSPITAL CUMC CLINICAL		115	12	9%	127
SMA SPECIALITY MEDICAL LAB		51	75	60%	126
BMHSI-AEL MICROBIOLOGY LABORATORY	2	102	20	16%	124
FLAGLER HOSPITAL	3	15	105	85%	123
LABCORP TAMPA	1	16	105	86%	122
MILLENNIUM PATHOLOGY/MICROBIOLOGY LABORATORY			120	100%	120
FLORIDA HOSPITAL WAUCHULA		60	59	50%	119
UAB UNIVERSITY OF ALABAMA HOSPITAL LAB		115	3	3%	118
VAMC WEST PALM LAB			117	100%	117
LABTECH DIAGNOSTIC		83	34	29%	117
SUNRISE MEDICAL LABORATORIES		84	33	28%	117
QUALITOX LABORATORIES		96	20	17%	116
BAY PINES VAMC CLINICAL LABORATORY		1	114	99%	115
NEO GENOMICS - FORT MYERS		112	2	2%	114
HOLMES REGIONAL MEDICAL CENTER		3	111	97%	114
ALLIED HEALTH FORT PIERCE		112			112
INTEGRATED REGIONAL LABORATORIES		99	10	9%	109
ADVENTHEALTH LAB			109	100%	109
FLORIDA LABORATORY ANALYSIS		27	82	75%	109
LEHIGH REGIONAL MEDICAL CENTER LAB		95	12	11%	107
ASAP LAB LLC		90	17	16%	107
NEW YORK STATE ELR - MOUNT SINAI LABORATORY		98	8	8%	106
BIOCERNA LLC	2	59	43	41%	104
AVECINA MEDICAL OAKLEAF		7	96	93%	103
JAMES A. HALEY VETERANS MICRO LAB			102	100%	102
HOLY CROSS HOSPITAL LABORATORY			100	100%	100
NEW YORK STATE ELR - NEW YORK HOSPITAL LABORATORIES		94	5	5%	99
MILLENNIUM LAB SERVICES			98	100%	98

COVID-19: testing by laboratory

Data through Jul 16, 2020 verified as of Jul 17, 2020 at 09:25 AM

Data in this report are provisional and subject to change.

The numbers in the table below represent the number for whom test results were received by the Department of Health. A person can be tested by more than one laboratory and can have both positive and negative results. **Therefore, the sum of the numbers in each column will be larger than the total number of people tested.**

Reporting lab	Inconclusive	Negative	Positive	Percent positive	Total
BUREAU OF CLINICAL LABORATORIES		81	17	17%	98
STEWART REFERENCE LABORATORY			97	100%	97
PALM BEACH COUNTY HEALTH DEPT LAB		94	1	1%	95
DIAGNOSTIC SOLUTIONS		3	90	97%	93
IRL MARKET LAB		60	33	35%	93
ROSEN MEDICAL CENTER		85	7	8%	92
SPARROW HEALTHCARE		1	88	99%	89
CENTRA CARE			87	100%	87
GENETWORKX		15	71	83%	86
VETERANS AFFAIRS MEDICAL CENTER LAB			83	100%	83
MICROGEN DX		1	81	99%	82
AKESOGEN		78	3	4%	81
USAFSAM/PHE		23	57	71%	80
MEDICAL DIAGNOSTICS LABORATORIES,INC		16	61	79%	77
TEMPUS CLINICAL LABORATORY		63	11	15%	74
ADVENT HEALTH DAYTONA		1	72	99%	73
CURATIVE LABS INC		12	61	84%	73
MAYO CLINIC LABS - ROCHESTER MAIN CAMPUS		71	1	1%	72
NONA SCIENTIFIC			72	100%	72
ST JUDE CHILDREN'S RESEARCH HOSPITAL		66	6	8%	72
GESSLER CLINIC			71	100%	71
NITE LITE PEDIATRICS		29	41	59%	70
Highlands Regional Hospital		63	6	9%	69
NEW YORK STATE ELR - ENZO CLINICAL LABS INC		67	1	1%	68
FLORIDA HOSPITAL HEARTLAND MED CTR LAKE PLACID		52	15	22%	67
CENTRAL FLORIDA HEALTH CARE		46	21	31%	67
FLORIDA COMMUNITY HEALTH CENTERS INC			67	100%	67
UR MEDICINE LABS- CENTRAL LABORATORY		66			66
P4 CLINICAL, LLC		1	62	98%	63
DAVITA LABORATORY SERVICES		48	14	23%	62
AEL- MEMPHIS		17	44	72%	61
MARTIN MEMORIAL MEDICAL CENTER LAB		12	49	80%	61
FAST TRACK URGENT CARE CENTER			59	100%	59
ACUTIS DIAGNOSTICS		49	9	16%	58
HOLY CROSS HOSPITAL		1	57	98%	58
UNIVERSITY OF MIAMI HOSPITAL & CLINICS	1	46	11	19%	58
AVERO DIAGNOSTICS		46	11	19%	57
CENTRACARE		1	55	98%	56
VAMC BAY PINES		1	55	98%	56
GENE BY GENE			55	100%	55
REAL DIAGNOSTIC	1	39	15	27%	55
ANNE BATES LEACH EYE HOSPITAL/ ABLEH MICROBIOLOGY LABORATORY		49	5	9%	54
BROWARD HEALTH MEDICAL CENTER		1	52	98%	53
FINLAY CLINICAL LABORATORY		24	29	55%	53
VAMC LAKE CITY		51	2	4%	53
AVECINA MEDICAL SOUTHSIDE		29	24	45%	53
LABCORP BURLINGTON (LPP)		10	41	80%	51

COVID-19: testing by laboratory

Data through Jul 16, 2020 verified as of Jul 17, 2020 at 09:25 AM

Data in this report are provisional and subject to change.

The numbers in the table below represent the number for whom test results were received by the Department of Health. A person can be tested by more than one laboratory and can have both positive and negative results. **Therefore, the sum of the numbers in each column will be larger than the total number of people tested.**

Reporting lab	Inconclusive	Negative	Positive	Percent positive	Total
SARASOTA CO. HEALTH DEPT # 58		40	11	22%	51
BAPTIST HEALTH SOUTH FLORIDA		3	48	94%	51
NEW YORK STATE ELR - WADSWORTH HEALTH CENTER		47	3	6%	50
INTERCOASTAL MEDICAL GROUP			50	100%	50
P4 DIAGNOSTIX LABORATORY NETWORK		1	48	98%	49
MILLENIUM PHYSICIANS GROUP			48	100%	48
ORLANDO VA PALMS		2	45	96%	47
WUESTHOFF REF LABORATORY			47	100%	47
ARTHREX MEDICAL CENTER		27	20	43%	47
H LEE MOFFITT CANCER CENTER MICRO		46			46
HOSPITAL FOR SPECIAL SURGERY		45	1	2%	46
FULGENT DIAGNOSTICS	3	36	6	13%	45
BIOREFERENCE LABORATORY		1	44	98%	45
MEDARBOR DIAGNOSTICS		1	43	98%	44
HURLBURT FIELD CLINIC		23	20	47%	43
UNITED CLINICAL LABORATORY LLC			43	100%	43
QUEST TAMPA (NEW YORK ELR)		32	9	22%	41
BAYCARE LAB		1	40	98%	41
LEON MEDICAL CENTER			40	100%	40
NEW YORK STATE ELR - EMPIRECITY LABORATORIES		35	5	13%	40
EGLIN REGIONAL MEDICAL CENTER		4	35	90%	39
FISHERMENS HOSPITAL CLINICAL LAB		37	2	5%	39
VHA PUBLIC HEALTH REFERENCE LABORATORY- PALO ALTO		27	12	31%	39
HEALTH FIRST-HOLMES REGIONAL			39	100%	39
C.W. BILL YOUNG VA MEDICAL CENTER		3	36	92%	39
NAVY HOSPITAL			38	100%	38
SANTA ROSA MEDICAL CENTER			37	100%	37
TOM LEE COMMUNITY HEALTH CENTER			37	100%	37
FLORIDA HOSPITAL NEW SMYRNA		4	32	89%	36
ST. CLOUD MEDICAL GROUP		35			35
MORTON PLANT HOSPITAL			35	100%	35
IRL		4	31	89%	35
MAVERICK LABS			34	100%	34
CLINICAL REFERENCE LABORATORY		30	4	12%	34
RCA LABORATORY SERVICES, LLC		5	29	85%	34
PROVIDENCE HOSPITAL LABORATORY		33	1	3%	34
VA MEDICAL CENTER		7	26	79%	33
AMELIA URGENT CARE			32	100%	32
AVECINA MEDICAL JULINGTON		6	26	81%	32
NEW YORK STATE ELR - KALEIDA HEALTH CENTER FOR LABORATORY		28	4	13%	32
BioReference Laboratories, Inc		21	10	32%	31
SMA MEDICAL LABORATORY		8	23	74%	31
LAB CORP RTP	1	2	28	90%	31
QUEST DIAGNOSTICS-VERO BEACH-37TH ST		31			31
FLORIDA CLINICAL LABORATORY-BIOREFERENCE LABORATORIES		2	29	94%	31
LAB CORP TAMPA			30	100%	30
MEDICAL DIAGNOSTIC LAB		1	29	97%	30

COVID-19: testing by laboratory

Data through Jul 16, 2020 verified as of Jul 17, 2020 at 09:25 AM

Data in this report are provisional and subject to change.

The numbers in the table below represent the number for whom test results were received by the Department of Health. A person can be tested by more than one laboratory and can have both positive and negative results. **Therefore, the sum of the numbers in each column will be larger than the total number of people tested.**

Reporting lab	Inconclusive	Negative	Positive	Percent positive	Total
CAREMOUNT MEDICAL - PATHOLOGY		30			30
DYNAMIC MEDICAL USA			30	100%	30
DESOTO MEMORIAL HOSPITAL LAB			30	100%	30
DEPARTMENT OF VETERANS AFFAIRS JAMES A. HALEY VETERANS HOSPITAL			29	100%	29
SOLARIS DIAGNOSTICS		2	27	93%	29
EAST MANATEE FAMILY	1		28	97%	29
NEW YORK STATE ELR - MONTEFIORE MEDICAL CENTER LABORATORIES - MOSES		22	6	21%	28
VAMC GAINESVILLE		2	26	93%	28
UNKNOWN - BAD FACILITY CODE		2	25	93%	27
BAYCARE HEALTH SYSTEM		1	26	96%	27
P4CLINICAL	3	1	23	85%	27
SOUTH LAKE HOSPITAL		1	26	96%	27
FINLAY CLINICAL LABORATORY INC		26	1	4%	27
TRADITION MEDICAL CENTER LABORATORY		7	20	74%	27
AMERICAN PATHOLOGY PARTNERS		25	1	4%	26
INTEGRITY LABORATORIES			26	100%	26
ALL CHILDREN'S HOSPITAL LAB		1	25	96%	26
FAWCETT MEMORIAL HOSPITAL-LAB		1	25	96%	26
MORTON PLANT HOSPITAL/LAB		1	25	96%	26
NAVAL HOSPITAL - JACKSONVILLE		1	25	96%	26
CDC		17	9	35%	26
SUNCOAST LABS			25	100%	25
TAMPA GENERAL HOSPITAL CLINICAL LAB			25	100%	25
MID-FLORIDA PATHOLOGY		11	14	56%	25
QUEST DIAGNOSTIC INC		2	23	92%	25
CAPITAL REGIONAL MEDICAL CENTER		1	24	96%	25
SACRED HEART HOSPITAL ON THE GULF		10	14	58%	24
HUNTSVILLE HOSPITAL LABORATORY		18	6	25%	24
ORLANDO REGIONAL MEDICAL CENTER		1	23	96%	24
ST JOSEPHS CHILDRENS OUTREACH			23	100%	23
LABORATORY CORP OF AMERICA	1	4	18	78%	23
ADVENTHEALTH CENTRA CARE OVIEDO		5	18	78%	23
LABFIRST - DEPARTMENT OF PATHOLOGY		23			23
LABORATORY DYNAMICS		20	3	13%	23
Quest Diag Unspecifd		4	18	82%	22
ST. ANTHONY'S HOSPITAL			22	100%	22
PENNSYLVANIA DEPT OF HEALTH		19	3	14%	22
MOBILE INFIRMARY MED CENTER PATH LAB		20	2	9%	22
ST VINCENT'S BIRMINGHAM LABORATORY		22			22
QDX PATHOLOGY SERVICES		13	9	41%	22
ACCU REFERENCE MEDICAL LAB			22	100%	22
BAYFRONT HEALTH BROOKSVILLE			22	100%	22
INTERLAB		1	21	95%	22
ALLSOUTH URGENT CARE			22	100%	22
NEW YORK STATE ELR - NEWYORK-PRESBYTERIAN/QUEENS DIAGNOSTIC		20	1	5%	21
JACKSON MEMORIAL HOSPITAL			21	100%	21
REFUAH HEALTH CENTER LABORATORY		21			21

COVID-19: testing by laboratory

Data through Jul 16, 2020 verified as of Jul 17, 2020 at 09:25 AM

Data in this report are provisional and subject to change.

The numbers in the table below represent the number for whom test results were received by the Department of Health. A person can be tested by more than one laboratory and can have both positive and negative results. **Therefore, the sum of the numbers in each column will be larger than the total number of people tested.**

Reporting lab	Inconclusive	Negative	Positive	Percent positive	Total
325TH MEDICAL GROUP			21	100%	21
QUEST DIAGNOSTICS NICHOLS INSTITUTE- LPP		3	17	85%	20
CHILDREN'S HOSPITAL OF ALABAMA		20			20
MIAMI VAMC			20	100%	20
ST. CLOUD HOSPITAL		20			20
MIAMI BEACH COMMUNITY HEALTH CENTER			20	100%	20
ST. MARY'S MEDICAL CENTER LAB			20	100%	20
BROWARD HEALTH CORAL SPRINGS EPIDEMIOLOGY DEPT			20	100%	20
SANFORD LABORATORIES		19			19
NEW YORK STATE ELR - WHITE PLAINS HOSPITAL CENTER LAB		19			19
INTEGRATED REGIONAL LABORATORIES - LARGO			19	100%	19
QUEST DIAGNOSTICS INC.			19	100%	19
UHEALTH DEERFIELD BEACH/UMSYLVESTER DEERFIELD BEACH LABORATORY		16	3	16%	19
MED HEALTH SERVICES		18	1	5%	19
NEW PLANT CITY FAMILY CARE			19	100%	19
NEW YORK STATE ELR - STONY BROOK UNIVERSITY MEDICAL CENTER		16	3	16%	19
PACIFIC ANALYTICS			18	100%	18
STONE WASH CLINICAL LABORATORIES		2	16	89%	18
ADVENT HEALTH FISH MEMORIAL		2	16	89%	18
PATRICK AIR FORCE BASE		1	17	94%	18
KENDALL REGIONAL MEDICAL CENTER LAB			18	100%	18
NEW YORK STATE ELR - CATHOLIC HEALTH SYSTEM DEPT LABORATORY		17			17
WATSON CLINIC LLP SOUTH			17	100%	17
AMERICAN RESEARCH LABS		1	16	94%	17
HEALTH FIRST-PALM BAY			17	100%	17
LABCORP BIRMINGHAM		4	13	76%	17
MACDILL AIRFORCE BASE MICRO		14	3	18%	17
CLEVELAND CLINIC FOUNDATION		9	8	47%	17
MIAMI VA HEALTHCARE SYSTEM			17	100%	17
NEW YORK STATE ELR - BROOKDALE UNIVERSITY HOSPITAL		16			16
POPLAR HEALTHCARE PLLC	1	10	5	31%	16
TGH		1	15	94%	16
MADISON CORE LABORATORIES		15	1	6%	16
LABORATORY SPECIALISTS OF MICHIGAN			16	100%	16
ARUP		4	12	75%	16
VA		15	1	6%	16
MY CLINICAL LAB			16	100%	16
SEBASTIAN RIVER MEDICAL CENTER		6	9	60%	15
CENTRA CARE CONWAY			15	100%	15
CITRUS MEMORIAL HEALTH SYSTEM LAB		1	14	93%	15
PRIVA PATH LABS			15	100%	15
NXGEN MDX		11	4	27%	15
IPSUM DIAGNOSTICS			15	100%	15
US BIOTEK LABORATORIES			15	100%	15
UNITED CLINICAL LABS			15	100%	15
QUESTDIAGNOSTICS INCORPORATED		1	14	93%	15
DIATHERIX		13	2	13%	15

COVID-19: testing by laboratory

Data through Jul 16, 2020 verified as of Jul 17, 2020 at 09:25 AM

Data in this report are provisional and subject to change.

The numbers in the table below represent the number for whom test results were received by the Department of Health. A person can be tested by more than one laboratory and can have both positive and negative results. **Therefore, the sum of the numbers in each column will be larger than the total number of people tested.**

Reporting lab	Inconclusive	Negative	Positive	Percent positive	Total
PALO ALTO VA MEDICAL CENTER		1	14	93%	15
GULF COAST MOLECULAR LABORATORIES		12	3	20%	15
FLORIDA DEPARTMENT OF HEALTH		10	5	33%	15
QUEST DIAGNOSTICS NICHOLS INSTITUTE - SJC (LPP)		10	4	29%	14
PARRISH MEDICAL CENTER		1	13	93%	14
TIDE LABORATORIES		4	10	71%	14
QUEST DIAGNOSTICS INCORPORATED			14	100%	14
HEALTH CENTRAL HOSPITAL			14	100%	14
PHYSICIANS REGIONAL HEALTHCARE SYSTEM			14	100%	14
GRAVITY DIAGNOSTICS		9	5	36%	14
CORE DIAGNOSTIC LABORATORIES			14	100%	14
ASSOCIATED CLINICAL LABORATORIES		14			14
ST. JOSEPHS HOSPITAL			13	100%	13
MILLENNIUM PHYSICIAN GROUP LCC			13	100%	13
NEW YORK STATE ELR - UNIVERSITY HOSPITAL, STONY BROOK SOUTHAMPTON		13			13
LECONTE MEDICAL CENTER LAB		11	2	15%	13
MEDCOMP SCIENCES			13	100%	13
GENPATH			13	100%	13
XERA MED RESEARCH			13	100%	13
ALL CHILDREN'S HOSPITAL/LAB			13	100%	13
UNIVERSITY HEALTH SYSTEM INC		13			13
CAPE CANAVERAL HOSPITAL			13	100%	13
ADVANCED URGENT CARE		10	2	17%	12
BIO-REFERENCE LABORATORIES			12	100%	12
BROWARD DIALYSIS			12	100%	12
NEW YORK STATE ELR - QUEST DIAGNOSTICS INCORPORATED		9	3	25%	12
BAPTIST SOUTH MEDICAL CENTER		2	10	83%	12
DEPARTMENT OF VETERANS AFFAIRS MEDICAL CENTER			12	100%	12
PROTEUS MOLECULAR AND CLINICAL LAB		8	4	33%	12
NEW YORK STATE ELR - LENOX HILL HOSPITAL		11	1	8%	12
LAB			12	100%	12
NEW YORK STATE ELR - WILSON MEMORIAL REGIONAL MEDICAL CENTER		12			12
SHORELINE PHYSICIAN GROUP			12	100%	12
OUT OF STATE		12			12
FLORIDA DEPT OF HEALTH		4	8	67%	12
SEVEN RIVERS REGIONAL MEDICAL CENTER		1	11	92%	12
TOTAL RENAL LABORATORIES INC		7	5	42%	12
WHITE WILSON MEDICAL CENTER CLINIC			12	100%	12
MOFFITT CANCER CENTER		9	2	18%	11
LAB INTERMARKET FACILITY LAB			11	100%	11
INDIAN RIVER MEDICAL CENTER		11			11
SUNQUEST		2	9	82%	11
AMERICAN ESOTERIC LABORATORIES			11	100%	11
PARK WEST MEDICAL CENTER		10	1	9%	11
BAY MEDICAL CENTER SACRED HEART HEALTH SYSTEM			11	100%	11
JACKSON HEALTH SYSTEM			11	100%	11
FLORIDA COMMUNITY HEALTH CENTER OF ST. LUCIE			11	100%	11

COVID-19: testing by laboratory

Data through Jul 16, 2020 verified as of Jul 17, 2020 at 09:25 AM

Data in this report are provisional and subject to change.

The numbers in the table below represent the number for whom test results were received by the Department of Health. A person can be tested by more than one laboratory and can have both positive and negative results. **Therefore, the sum of the numbers in each column will be larger than the total number of people tested.**

Reporting lab	Inconclusive	Negative	Positive	Percent positive	Total
DOH		1	10	91%	11
DELRAY MEDICAL CENTER LAB			11	100%	11
GARCIA CLINICAL LABORATORY		1	10	91%	11
USA HEALTH UNIVERSITY HOSPITAL CLINICAL LABORATORY		11			11
ST FRANCIS HOSPITAL		8	3	27%	11
DOCTORS MEMORIAL HOSPITAL		6	5	45%	11
ESCAMBIA COMMUNITY CLINIC			10	100%	10
NEW JERSEY DEPARTMENT OF HEALTH COMMUNICABLE DISEASE SERVICE		3	7	70%	10
DIAGNOSTIC LABORATORY OF OKLAHOMA		10			10
PATHGROUP LABS			10	100%	10
BAYFRONT		8	2	20%	10
NEW YORK STATE ELR - ROCHESTER GENERAL HOSPITAL LABORATORY		9	1	10%	10
LBCORP INC		1	9	90%	10
VIERA HOSPITAL			10	100%	10
MED ARBOR			10	100%	10
GRAVITY DIAGNOSTICS, LLC		3	7	70%	10
BROWARD HEALTH CARE			10	100%	10
LAKE BALDWIN CBOC		9	1	10%	10
PARKWEST MEDICAL CENTER		9	1	10%	10
LBCORP - MIAMI		4	6	60%	10
VENICE REGIONAL MEDICAL CENTER			9	100%	9
LAB PLUS, LLC AT SAINT THOMAS WEST HOSPITAL		7	2	22%	9
NEW YORK STATE ELR - WESTCHESTER MEDICAL CENTER		9			9
CORE LABORATORY		1	8	89%	9
NORTH SHORE UNIVERSITY HOSPITAL LABORATORY		9			9
UPMC CHAUTAUQUA AT WCA LABORATORY		9			9
ST. JOSEPH HOSPITAL LAB			9	100%	9
BAPTIST CLAY			9	100%	9
CLARITY LAB SOLUTIONS		3	6	67%	9
PALM BAY HOSPITAL		1	8	89%	9
MICHIGAN DEPARTMENT OF HEALTH AND HUMAN SERVICES			9	100%	9
EXPERTUS LABORATORIES INC		8	1	11%	9
UVMMC MICROBIOLOGY		9			9
SELECT REFERENCE LABORATORIES, LLC			9	100%	9
MOLECULAR TESTING LABS			8	100%	8
HEALTH FIRST-VIERA HOSPITAL			8	100%	8
GENEUS DIAGNOSTICS			8	100%	8
ST JOSEPH'S HEALTHLINE		1	7	88%	8
WESTPAC LABS			8	100%	8
ST MARY'S MEDICAL CENTER		1	7	88%	8
MINUTE CLINIC INCORPORATE		7	1	13%	8
ST JOSEPHS HOSPITAL			8	100%	8
JACKSON NORTH MEDICAL CENTER		1	7	88%	8
MAYO CLINIC DEPT OF LAB MED PATHOLOGY			8	100%	8
EAST ALABAMA MEDICAL CENTER LABORATORY		6	2	25%	8
QUEST INFECTIOUS DISEASE	1	3	4	50%	8
BAYCARE OUTREACH LABORATORY SERVICES		1	7	88%	8

COVID-19: testing by laboratory

Data through Jul 16, 2020 verified as of Jul 17, 2020 at 09:25 AM

Data in this report are provisional and subject to change.

The numbers in the table below represent the number for whom test results were received by the Department of Health. A person can be tested by more than one laboratory and can have both positive and negative results. **Therefore, the sum of the numbers in each column will be larger than the total number of people tested.**

Reporting lab	Inconclusive	Negative	Positive	Percent positive	Total
LABCORP - CLEARWATER		3	5	63%	8
DEVANSH LAB WERKS INC		6	2	25%	8
NEW YORK STATE ELR - QUEST DIAGNOSTICS NICHOLS		7	1	13%	8
NORTH CAROLINA DEPARTMENT OF HEALTH & HUMAN SERVICES			8	100%	8
ARCPOINT LABS OF TAMPA			8	100%	8
THE COMMONWEALTH OF MASSACHUSETTS			8	100%	8
CONSOLIDATED LAB SERVICES		8			8
DOCTOR'S IN HOUSE LAB			7	100%	7
SOUTHEAST ALABAMA MEDICAL CENTER			7	100%	7
CBS LABORATORY		1	6	86%	7
NORTH BAY HOSPITAL			7	100%	7
CAYUGA MEDICAL CENTER AT ITHACA		6	1	14%	7
CENTRA CARE - SAND LAKE			7	100%	7
LONGLEAF DIAGNOSTIC LABORATORIES		2	5	71%	7
SMA LAB		3	4	57%	7
BIO REFERNCE LABORATORIES		2	5	71%	7
DYNAMIC DNA LAB			7	100%	7
NEW YORK STATE ELR - CATHOLIC HEALTH SERVICES REGIONAL LABORATORY		5	2	29%	7
MACDILL AFB HOSPITAL		1	6	86%	7
PREMIER MEDICAL LABORATORY SERVICES			7	100%	7
NO NAME		5	2	29%	7
WATSON CLINIC LLP MAIN			7	100%	7
NEW YORK STATE ELR - JAMES J PETERS VA MEDICAL CENTER		5	2	29%	7
NEW YORK STATE ELR - ERIE COUNTY MEDICAL CTR CLINICAL LABS		7			7
SACRED HEART HEALTH SYSTEM			6	100%	6
ST VINCENTS MEDICAL CENTER RIVERSIDE NURSING			6	100%	6
NEW YORK STATE ELR - JAMAICA HOSPITAL MEDICAL CENTER		6			6
NIGHT LITE PEDIATRICS URGENT CARE			6	100%	6
PERSONALIZED GENETIC TESTING			6	100%	6
WOLFSON CHILDREN'S HOSPITAL			6	100%	6
ST. JOSEPH'S HOSPITAL LAB			6	100%	6
PRIDE DIAGNOSTICS		6			6
TRUE HEALTH DIAGNOSTICS		1	5	83%	6
HEALTHLINK DIAGNOSTIC LABORATORIES		1	5	83%	6
ARCHBOLD MEMORIAL HOSPITAL/LAB		3	3	50%	6
PRATTVILLE BAPTIST HOSPITAL		5	1	17%	6
GENESIS DIAGNOSTICS			6	100%	6
MICHIGAN DEPARTMENT OF COMMUNITY HEALTH		1	5	83%	6
NORTHWELL HEALTH PLAINVIEW HOSPITAL LABORATORY		5	1	17%	6
AMERICAN HEALTH ASSOCIATES OF TAMPA			6	100%	6
FULGENT GENETICS		3	3	50%	6
LEE COUNTY HEALTH DEPARTMENT		4	2	33%	6
STATE LAB		1	5	83%	6
PATHOGENIUS LABORATORIES		2	4	67%	6
ST JOSEPH HOSPITAL		5	1	17%	6
CLEVELAND CLINIC			6	100%	6
FLORIDA DEPARTMENT OF HEALTH IN LAKE COUNTY		3	3	50%	6

COVID-19: testing by laboratory

Data through Jul 16, 2020 verified as of Jul 17, 2020 at 09:25 AM

Data in this report are provisional and subject to change.

The numbers in the table below represent the number for whom test results were received by the Department of Health. A person can be tested by more than one laboratory and can have both positive and negative results. **Therefore, the sum of the numbers in each column will be larger than the total number of people tested.**

Reporting lab	Inconclusive	Negative	Positive	Percent positive	Total
CLINICAL RESEARCH SEQUENCING PLATFORM			6	100%	6
LEE MEMORIAL LAB GULF COAST			6	100%	6
NEW YORK STATE ELR - LOURDES HOSPITAL INC		6			6
NEW YORK STATE ELR - SARATOGA HOSPITAL LABORATORY		6			6
VAMC			6	100%	6
VENICE REGIONAL MEDICAL LAB SERVICES			6	100%	6
PENSACOLA PEDIATRICS			6	100%	6
NEW YORK STATE ELR - HUDSON VALLEY HOSPITAL CENTER LABORATORY		4	1	20%	5
ST ANTHONY NORTH			5	100%	5
UPMC HEALTH SYSTEM		4	1	20%	5
AEL KNOXVILLE			5	100%	5
NEW YORK STATE ELR - ST PETER'S BENDER LABORATORY		5			5
EMERGENCY PHYSICIANS MEDICAL CENTER			5	100%	5
CONNECTICUT DEPARTMENT OF HEALTH		4	1	20%	5
XRL SXF REF LAB		5			5
SOUTH SEMINOLE HOSPITAL		1	4	80%	5
POARCH BANC CREEK INDIANS TRIBAL HEALTH DEPARTMENT			5	100%	5
ST VINCENT'S EAST LABORATORY		5			5
PHAROS HEALTH		1	4	80%	5
DOH JACKSONVILLE CENTRAL LABORATORY		3	2	40%	5
ADVENTHEALTH CENTRA CARE ORMOND BEACH			5	100%	5
TAMIAMI LAB MILLENNIUM			5	100%	5
UNIVERSITY HOSPITAL - STONY BROOK EASTERN		5			5
Diatherix Laboratories, LLC		1	4	80%	5
HUNTINGTON HOSPITAL LABORATORY		4	1	20%	5
MEDICAL LABORATORY DIAGNOSTICS			5	100%	5
PALM BEACH PATHOLOGY		4	1	20%	5
PROMEDICA LABORATORIES		5			5
WUESTHOFF MEDICAL CENTER-MELBOURNE			5	100%	5
NEW YORK STATE ELR - GOOD SAMARITAN HOSPITAL LABORATORY		5			5
JFK MEDICAL CENTER NORTH LAB			5	100%	5
BAY PINES VA		1	4	80%	5
ADVENT HEALTH CENTRA CARE: WATERFORD LAKES			5	100%	5
BROWARD COUNTY HEALTH DEPT.			5	100%	5
BIOTECH			5	100%	5
ST CATHERINE OF SIENA HOSPITAL		5			5
NEW YORK PRESBYTERIAN - ALLEN HOSPITAL		5			5
CHILDREN'S HOSPITAL OF PHILADELPHIA		5			5
ARNOT OGDEN MEDICAL CENTER LABORATORY		5			5
NEW YORK STATE ELR - VASSAR BROTHERS MEDICAL CENTER LABORATORY		5			5
BOCA RATON REGIONAL HOSPITAL LAB			5	100%	5
FRANCES WARDE MEDICAL LABORATORY		2	3	60%	5
CANTON-POTSDAM HOSPITAL LABORATORY		5			5
ST ELIZABETH MEDICAL CENTER LABORATORY		5			5
CLINICAL PATHOLOGY LABORATORIES, INC.			5	100%	5
SPECIALITY LABORATORIES, INC		4	1	20%	5
HEALTH FIRST CAPE CANAVERAL HOSPITAL			5	100%	5

COVID-19: testing by laboratory

Data through Jul 16, 2020 verified as of Jul 17, 2020 at 09:25 AM

Data in this report are provisional and subject to change.

The numbers in the table below represent the number for whom test results were received by the Department of Health. A person can be tested by more than one laboratory and can have both positive and negative results. **Therefore, the sum of the numbers in each column will be larger than the total number of people tested.**

Reporting lab	Inconclusive	Negative	Positive	Percent positive	Total
LABCORP BURLINGTON CYTO		4	1	20%	5
FLOWERS HOSPITAL		1	4	80%	5
NEW YORK STATE ELR - BRONX LEBANON HOSPITAL-MEDICAL CENTER		4	1	20%	5
BAYONET POINT MEDICAL CENTER			4	100%	4
INTERMARKET FACILITY			4	100%	4
MISSOURI DEPARTMENT OF HEALTH AND SENIOR SERVICES			4	100%	4
OKLAHOMA STATE UNIVERSITY DIAGNOSTIC LAB			4	100%	4
MAGNOLIA DIAGNOSTIC			4	100%	4
MAYO CLINIC LABS - ROCHESTER SUPERIOR DRIVE			4	100%	4
PRECISION LABS LLC		1	3	75%	4
LINCOLN MEDICAL AND MENTAL HEALTH CENTER		4			4
EXPRESS TESTING-ONE			4	100%	4
MEDLOGIC, LLC		1	3	75%	4
NEW YORK STATE ELR - BROOKLYN HOSPITAL CENTER DOWNTOWN CAMPUS		4			4
BIOFIRE			4	100%	4
SUNCOAST COMMUNITY HEALTH CENTERS PEDIATRICS			4	100%	4
THOMAS JEFFERSON UNIVERSITY HOSPITAL		4			4
QUEST DIAGNOSTICS- MELBOURNE			4	100%	4
THE VILLAGES CLINICAL LAB		4			4
COMMUNITY HEALTH OF SOUTH FLORIDA			4	100%	4
UMHC/SYLVESTER AT KENDALL			4	100%	4
DTR LABS		3	1	25%	4
LABCORP - NAPLES			4	100%	4
BROOKWOOD BAPTIST MEDICAL CENTER		4			4
STATEN ISLAND UNIVERSITY HOSPITAL-POUCH		4			4
BOCA BIOLISTICS REFERENCE LABORATORY			4	100%	4
NORTHWEST FLORIDA COMMUNITY HOSPITAL		1	3	75%	4
FINLAY C. LABORATORY		3	1	25%	4
SOUTHEAST FAMILY HEALTHCARE CENTER			4	100%	4
PEDIATRIC HEALTH CARE ALLIANCE			4	100%	4
MINUTECLINIC DIAGNOSTIC OF RHODE ISLAND, LLC #729		4			4
NEW YORK STATE ELR - SOUTHSIDE HOSPITAL NORTHWELL HEALTH LABORATORY		3	1	25%	4
MERCY HOSPITAL MIAMI LAB			4	100%	4
TRUGENX			4	100%	4
THE CENTER FOR URGENT CARE		3	1	25%	4
DAVITA LABORATORY		4			4
NORTH OKALOOSA MEDICAL CENTER			4	100%	4
COLORADO DEPARTMENT OF PUBLIC HEALTH AND ENVIRONMENT			4	100%	4
LAKELAND REGIONAL HEALTH			4	100%	4
ROCKLEDGE			4	100%	4
BAYCARE LABORATORIES			4	100%	4
BOND CLINIC			4	100%	4
LEHIGH VALLEY HOSPITAL		3	1	25%	4
ABBOTT			3	100%	3
MONTEFIORE NEW ROCHELLE HOSPITAL		3			3
BRANCH MEDICAL CLINIC			3	100%	3
DOCTOR'S MEMORIAL HOSPITAL			3	100%	3

COVID-19: testing by laboratory

Data through Jul 16, 2020 verified as of Jul 17, 2020 at 09:25 AM

Data in this report are provisional and subject to change.

The numbers in the table below represent the number for whom test results were received by the Department of Health. A person can be tested by more than one laboratory and can have both positive and negative results. **Therefore, the sum of the numbers in each column will be larger than the total number of people tested.**

Reporting lab	Inconclusive	Negative	Positive	Percent positive	Total
NICHOLS INSTITUTE QUEST DIAGNOSTICS		2	1	33%	3
LAKE CITY VETERANS HOSPITAL			3	100%	3
HEALTHMARK REGIONAL HOSPITAL LAB		1	2	67%	3
LAB CORP OF AMERICA		1	2	67%	3
NEW YORK STATE ELR - LABORATORY ALLIANCE OF CENTRAL NEW CLINICORE		3			3
FLORIDA CLINICAL LAB			3	100%	3
OPTUM LABS LLC			3	100%	3
PINELLAS COUNTY HEALTH DEPARTMENT		2	1	33%	3
DCH REGIONAL MEDICAL CENTER LABORATORY		3			3
BARONESS ERLANGER HOSPITAL		3			3
FAMILY HEALTH CENTERS OF SWF LABS			3	100%	3
SHELBY COUNTY HEALTH CARE CORPORATION		1	2	67%	3
BEAUMONT LABORATORY			3	100%	3
NORTH BROWARD HOSPITAL DISTRICT HEALTHCARE FOR THE HOMELESS			3	100%	3
SAMARITAN MEDICAL CENTER		3			3
BAYFRONT HEALTH SPRING HILL			3	100%	3
FISHERMEN'S HOSPITAL			3	100%	3
EMERGENCY MEDICAL CENTER			3	100%	3
ACH			3	100%	3
TAMPA GENERAL HOSPITAL LABORATORY			3	100%	3
TYNDALL AFB			3	100%	3
ST LUKES HOSPITAL LABORATORY		2	1	33%	3
TIMBER RIDGE LABORATORY			3	100%	3
PENNSYLVANIA DEPARTMENT OF HEALTH BUREAU OF LABORATORIES			3	100%	3
FLORIDA MEDICAL CLINIC			3	100%	3
QUEST DIAGNOSTIC			3	100%	3
PUBLIC HEALTH LAB		3			3
BAYFRONT HEALTH ER PINELLAS PARK		3			3
CENTRAL FLORIDA HEALTH CARE INC			3	100%	3
JACKSON SOUTH COMMUNITY HOSPITAL LAB			3	100%	3
INDIAN RIVER CHD VERO BEACH		2	1	33%	3
MOLECULAR DIAGNOSTICS			3	100%	3
GULF COAST MEDICAL GROUP			3	100%	3
LABORATORY OF FLORIDA			3	100%	3
PALMS WEST HOSPITAL			3	100%	3
PECONIC BAY MEDICAL CENTER LABORATORY		2	1	33%	3
BAYCARE OUTREACH LABORATORY HOSPITAL			3	100%	3
RDX BIOSCIENCE,			3	100%	3
VA OUTPATIENT			3	100%	3
VIRTUA VOORHEES HOSPITAL		3			3
METHODIST MEDICAL CENTER		2	1	33%	3
AVELLINO LAB USA INC		3			3
WAKEMED		1	2	67%	3
DOH-TAMPA BRANCH LABORATORY (MLK BLVD)			3	100%	3
ASCENSION ST. VINCENT'S PRIMARY CARE			3	100%	3
LEE MEMORIAL HEALTH PARK LAB			3	100%	3

COVID-19: testing by laboratory

Data through Jul 16, 2020 verified as of Jul 17, 2020 at 09:25 AM

Data in this report are provisional and subject to change.

The numbers in the table below represent the number for whom test results were received by the Department of Health. A person can be tested by more than one laboratory and can have both positive and negative results. **Therefore, the sum of the numbers in each column will be larger than the total number of people tested.**

Reporting lab	Inconclusive	Negative	Positive	Percent positive	Total
LABCORP DIAGNOSTICS-MIAMI		2	1	33%	3
UNKNOWN LAB			3	100%	3
BAPTIST MEDICAL CENTER EAST		2	1	33%	3
Cleveland Clinic Laboratories		1	2	67%	3
VIRGINIA DIVISION OF CONSOLIDATED LABORATORIES			3	100%	3
JOE DIMAGGIO CHILDREN'S HOSPITAL		1	2	67%	3
ILLINOIS DEPARTMENT OF PUBLIC HEALTH			3	100%	3
MAYO MEDICAL LABORATORIES		2	1	33%	3
KEY WEST URGENT CARE, INC		3			3
LAKE WALES MEDICAL CENTER INC			3	100%	3
GENUS DIAGNOSTICS			3	100%	3
WINTER HAVEN HOSPITAL			3	100%	3
STATEN ISLAND UNIVERSITY HOSPITAL		3			3
SELECT LABORATORIES MARION COUNTY, LLC.			3	100%	3
DORAL URGENT CARE			2	100%	2
IOWA DEPARTMENT OF PUBLIC HEALTH			2	100%	2
JOHN D. ARCHBOLD MEM. HOSPITAL			2	100%	2
WUESTHOFF MEMORIAL HOSPITAL			2	100%	2
BAYFRONT HEALTH PUNTA GORDA			2	100%	2
DALE MEDICAL CENTER		2			2
LABCORP RARITAN		2			2
SHELBY BAPTIST MEDICAL CENTER			2	100%	2
LEEESBURG REGIONAL MEDICAL CENTER		1	1	50%	2
MAILBOX DIAGNOSTICS		1	1	50%	2
MHHS All Lab Subsection		2			2
CALHOUN LIBERTY HOSPITAL			2	100%	2
NEW YORK STATE ELR - LONG ISLAND JEWISH VALLEY STREAM		2			2
FCHC (OB)-DARWIN SQUARE CTR.			2	100%	2
BETH ISRAEL DEACONESS MEDICAL CENTER			2	100%	2
MEMORIAL SLOAN KETTERING CANCER CENTER		1	1	50%	2
PREMIER LABORATORY SERVICES, LLC			2	100%	2
X-GENE MOLECULAR LABS			2	100%	2
TREASURE COAST COMMUNITY HEALTH			2	100%	2
PPD			2	100%	2
OHIO STATE UNIVERSITY WEXNER MEDICAL CENTER			2	100%	2
MAYO			2	100%	2
SIGNATURE CARE PFLUGERVILLE			2	100%	2
QUEST DIAGNOSTICS-N ST PETERSBURG-5TH			2	100%	2
ADVANCED MEDICAL CARE			2	100%	2
ACHS		2			2
CONEMAUGH MEMORIAL MEDICAL CENTER		2			2
VIRTUA MEMORIAL HOSPITAL BURLINGTON COUNTY			2	100%	2
WALGREENS #5317		2			2
NEW HAMPSHIRE PUBLIC HEALTH LABORATORIES		2			2
NEW HAMPSHIRE DEPARTMENT OF HEALTH AND HUMAN SERVICES		1	1	50%	2
GEISINGER MEDICAL CENTER		2			2
CELERION			2	100%	2

COVID-19: testing by laboratory

Data through Jul 16, 2020 verified as of Jul 17, 2020 at 09:25 AM

Data in this report are provisional and subject to change.

The numbers in the table below represent the number for whom test results were received by the Department of Health. A person can be tested by more than one laboratory and can have both positive and negative results. **Therefore, the sum of the numbers in each column will be larger than the total number of people tested.**

Reporting lab	Inconclusive	Negative	Positive	Percent positive	Total
URGENT CARE TCMA			2	100%	2
IRL MARKET LAB ALACHUA		1	1	50%	2
MONTEFIORE ST LUKE'S CORNWALL HOSPITAL		2			2
JOHNSON CITY MEDICAL CENTER		1	1	50%	2
HOME ACCESS HEALTH			2	100%	2
ST. JOSEPH REGIONAL MEDICAL CENTER			2	100%	2
MARINER'S HOSPITAL			2	100%	2
INTERNAL MEDICINE ASSOCIATES-DUNELLON			2	100%	2
SOUTH GEORGIA MEDICAL CENTER			2	100%	2
UC CORAL GABLES			2	100%	2
UNIVERSITY HOSPITAL OF BROOKLYN		2			2
ALTRU DIAGNOSTICS INC			2	100%	2
QUEST DIAGNOSTICS INCORPORATED			2	100%	2
UNIVERSITY HOSPITAL			2	100%	2
QUEENS HOSPITAL CENTER		2			2
LABCORP PHOENIX			2	100%	2
JACKSON LABORATORY OF GENOMIC MEDICINE		2			2
CORAL GABLES HOSPITAL			2	100%	2
NEW YORK STATE DEPARTMENT OF HEALTH		1	1	50%	2
LABCORP - OHIO			2	100%	2
BAY CARE			2	100%	2
FLORIDA DEPARTMENT OF HEALTH IN HILLSBOROUGH COUNTY			2	100%	2
COVENIENT CARE MEDICAL CLINIC			2	100%	2
DEACONESS HOSPITAL			2	100%	2
GEORGIA DEPARTMENT OF PUBLIC HEALTH			2	100%	2
Cleveland Clinic Weston			2	100%	2
Covance Central Laboratory			2	100%	2
SARASOTA MEMORIAL MEDICAL URGENT CARE CENTER			2	100%	2
KEY PRIMARY CASE			2	100%	2
NORTHERN DUTCHESS HOSPITAL LABORATORY		2			2
GALEN BAYLOR EXTENSION		2			2
ST. MARYS MEDICAL CENTER			2	100%	2
OMNI			2	100%	2
LABCORP - STUART		1	1	50%	2
GENESIS LABORATORY MANAGEMENT			2	100%	2
NEW YORK STATE ELR - AUBURN COMMUNITY HOSPITAL		2			2
ADVENT HEALTH SEBRING			2	100%	2
NEW YORK STATE ELR - SAMARITAN HOSPITAL LABORATORY		2			2
NEW YORK STATE ELR - ORANGE REGIONAL MEDICAL CENTER LABORATORY		2			2
FLORIDA WOMAN CARE LABORATORY			2	100%	2
GUTHRIE MEDICAL GROUP LABORATORIES		2			2
STATEN ISLAND UNIVERSITY HOSPITAL SEGUINE AVE		2			2
NOVANT HEALTH INPATIENT CARE			2	100%	2
AMMON LABS			2	100%	2
BIO-TECH CLINICAL LABORATORIES			2	100%	2
COLLIER COUNTY HEALTH DEPT.			2	100%	2
NEWYORK-PRESBYTERIAN/ LAWRENCE HOSPITAL LABORATORY		2			2

COVID-19: testing by laboratory

Data through Jul 16, 2020 verified as of Jul 17, 2020 at 09:25 AM

Data in this report are provisional and subject to change.

The numbers in the table below represent the number for whom test results were received by the Department of Health. A person can be tested by more than one laboratory and can have both positive and negative results. **Therefore, the sum of the numbers in each column will be larger than the total number of people tested.**

Reporting lab	Inconclusive	Negative	Positive	Percent positive	Total
NORTH FLORIDA/SOUTH GEORGA VETERANS HEALTH SYSTEM			2	100%	2
AHSE ROP		2			2
NAPHCARE, INC.			2	100%	2
OHIO DEPARTMENT OF HEALTH LABORATORY		2			2
AMEERAH LABS			2	100%	2
KETTERING HEALTH			2	100%	2
AMERICAN FAMILY CARE- ORANGE BEACH			2	100%	2
FLORIDA CLINICAL LABORATORY INC			2	100%	2
CONNECTDX			2	100%	2
NEW YORK STATE ELR - JACOBI MEDICAL CENTER		2			2
OKLAHOMA STATE DEPARTMENT OF HEALTH-PUBLIC HEALTH LABORATORY			2	100%	2
CLINICAL PATHOLOGY LABS		1	1	50%	2
MONTANA PUBLIC HEALTH LAB			2	100%	2
ERIE COUNTY MEDICAL CTR CLINICAL LABS		2			2
PRECISION HEALTH SOLUTIONS LAB			2	100%	2
AVELLINO LAB USA, INC		2			2
BIRMINGHAM VAMC		1	1	50%	2
ALABAMA DEPARTMENT OF PUBLIC HEALTH			2	100%	2
MARSHALL MEDICAL CENTER SOUTH LAB		2			2
SCDHEC BUREAU OF LABORATORIES			2	100%	2
SSM HEALTH ST LOUIS MICROBIOLOGY LABORATORY		1	1	50%	2
COMPUNET CLINICAL LAB			1	100%	1
PIEDMONT HOSPITAL LAB			1	100%	1
UAB			1	100%	1
MISSOURI DEPARTMENT OF HEALTH AND SENIOR SERVICES - STATE PH LAB		1			1
LABCORP HOUSTON			1	100%	1
FLORIDA HOSPITAL			1	100%	1
TAMPA		1			1
JEFFERSON COUNTY HEALTH DEPARTMENT-MONTICELLO		1			1
LEESBURG FAMILY MEDICINE		1			1
CQUENTIA NGS, LLC			1	100%	1
HEALTH FIRST IBM-UX			1	100%	1
COMMONWEALTH OF MASSACHUSETTS			1	100%	1
GENETRAIT LABORATORIES			1	100%	1
TIMPANOGOS REGIONAL HOSPITAL			1	100%	1
PEACHEALTH LABORATORIES		1			1
GRAND VIEW HOSPITAL			1	100%	1
INDIAN RIVER CLINICAL LABORATORY, INC.		1			1
CHARLOTTE CHD PORT CHARLOTTE		1			1
DOCTORS CLINICAL LABORATORY, INC			1	100%	1
KETTERING MEDICAL CENTER			1	100%	1
LAB CORP PHOENIX			1	100%	1
LABCORP - LEESBURG			1	100%	1
KEYS MEDICAL GROUP			1	100%	1
INTERMOUNTAIN MEDICAL CENTER			1	100%	1
PHYSICIANS STAT			1	100%	1
FLORIDA CLINICAL LABORATORY - BIOREFERENCE LABORATORIES			1	100%	1

COVID-19: testing by laboratory

Data through Jul 16, 2020 verified as of Jul 17, 2020 at 09:25 AM

Data in this report are provisional and subject to change.

The numbers in the table below represent the number for whom test results were received by the Department of Health. A person can be tested by more than one laboratory and can have both positive and negative results. **Therefore, the sum of the numbers in each column will be larger than the total number of people tested.**

Reporting lab	Inconclusive	Negative	Positive	Percent positive	Total
ST. LUCIE COUNTY HEALTH DEPARTMENT		1			1
ATLANTIS URGENT CARE			1	100%	1
SPARROW CENTRAL LAB			1	100%	1
ST. LUKE'S HOSPITAL - BETHLEHEM CAMPUS		1			1
SUNY AT STONY BROOK			1	100%	1
LEGACY LABORATORY SERVICES			1	100%	1
AMD			1	100%	1
AIM LABORATORIES			1	100%	1
LABCORP LAFAYETTE		1			1
GIFFORD MEMORIAL HOSPITAL		1			1
FLORIDA WOMAN CARE LABORATORY LLC		1			1
PARKWAY REGIONAL MEDICAL CENTER LAB			1	100%	1
LABCORP - HOLLYWOOD			1	100%	1
BARDMOOR LABORATORY			1	100%	1
SACRED HEART MEDICAL GROUP			1	100%	1
FLORIDA DEPARTMENT OF HEALTH PALM BEACH COUNTY			1	100%	1
BAYCARE ALLIANT HOSPITAL			1	100%	1
BAYCARE OUTREACH LAB			1	100%	1
ADVENTIST HINSDALE HOSPITAL LABORATORY			1	100%	1
MARYLAND DEPARTMENT OF HEALTH AND MENTAL HYGIENE			1	100%	1
WELLINGTON WEST 100176			1	100%	1
WEST PACIFIC MEDICAL LABORATORY			1	100%	1
CATHOLIC HEALTH SYSTEM DEPT LABORATORY		1			1
BLOUNT MEMORIAL HOSPITAL		1			1
NAVAL BRANCH MEDICAL CLINIC			1	100%	1
WOODHULL MEDICAL AND MENTAL HEALTH CTR		1			1
MARINA DEL REY HOSPITAL LAB			1	100%	1
WASHINGTON STATE DEPARTMENT OF HEALTH PUBLIC HEALTH LABORATORIES			1	100%	1
UC SAN DIEGO HEALTH			1	100%	1
CONEY ISLAND HOSPITAL		1			1
DELAWARE DIAGNOSTICS LABS			1	100%	1
MEMORIAL HEALTH UNIVERSITY MEDICAL CENTER			1	100%	1
US LABORATORIES			1	100%	1
VRL EUROFINIS			1	100%	1
AFFILIATED LABORATORIES INC			1	100%	1
MD NOW URGENT CARE CENTER INC.			1	100%	1
BLOOD SYSTEMS LABORATORIES			1	100%	1
ST VINCENT'S CHILTON		1			1
MINUTECLINIC DIAGNOSTIC OF TEXAS, LLC		1			1
LABCORP-PORT ST.LUCIE		1			1
BAPTIST HEALTH MEDICAL CENTER			1	100%	1
TUFTS MEDICAL CENTER			1	100%	1
WILLIAM A HINTON STATE LABORATORY INSTITUTE			1	100%	1
UNIVERSITY LAB			1	100%	1
MONTANA DEPARTMENT OF PUBLIC HEALTH & HUMAN SERVICES			1	100%	1
MARION COUNTY HEALTH DEPARTMENT			1	100%	1
LOYOLA UNIVERSITY MEDICAL CENTER LABORATORY			1	100%	1

COVID-19: testing by laboratory

Data through Jul 16, 2020 verified as of Jul 17, 2020 at 09:25 AM

Data in this report are provisional and subject to change.

The numbers in the table below represent the number for whom test results were received by the Department of Health. A person can be tested by more than one laboratory and can have both positive and negative results. **Therefore, the sum of the numbers in each column will be larger than the total number of people tested.**

Reporting lab	Inconclusive	Negative	Positive	Percent positive	Total
COLORADO DEPARTMENT OF HEALTH LABORATORY SERVICES DIVISION			1	100%	1
RICHMOND UNIVERSITY MEDICAL CENTER			1	100%	1
HANCOCK REGIONAL HOSPITAL		1			1
BEAUMONT HOSPITAL, GROSSE POINTE			1	100%	1
RIVERSIDE METHODIST HOSPITAL LAB			1	100%	1
SHARP MEMORIAL HOSPITAL MICROBIOLOGY DEPT			1	100%	1
JOHN HOPKINS MEDICAL LABORATORIES		1			1
BEAUFORT MEMORIAL			1	100%	1
COASTAL LABORATORIES			1	100%	1
NEW YORK STATE ELR - COLUMBIA MEMORIAL HOSPITAL LABORATORY		1			1
AMERICAN MEDICAL LABORATORIES			1	100%	1
AFC URGENT CARE			1	100%	1
CHATSWORTH ASSISTED LIVING COMMUNITY AT PGA NATIONAL			1	100%	1
NEW YORK STATE ELR - NEW YORK CITY DEPARTMENT OF HEALTH & MENTAL		1			1
ORMOND BEACH CENTRA CARE			1	100%	1
BIODORON LABORATORIES			1	100%	1
HIGHLANDS MEDICAL CENTER		1			1
OHIO DEPARTMENT OF HEALTH			1	100%	1
JOHNS HOPKINS MEDICAL LABS			1	100%	1
VA HOSPITAL			1	100%	1
VERMONT DEPARTMENT OF HEALTH LABORATORY		1			1
DALLAS MEDICAL CENTER			1	100%	1
VA GREATER LOS ANGELES HEALTH CARE SYSTEM			1	100%	1
LEGACY LABORATORY			1	100%	1
JOHNS HOPKINS MEDICAL LABORATORIES			1	100%	1
ACCESS HEALTH CARE PHYSICIANS			1	100%	1
LAKEWOOD RANCH ER 24/7			1	100%	1
WEST VIRGINIA UNIVERSITY HOSPITALS			1	100%	1
SMITH KLINE			1	100%	1
SCIONLAB SERVICES LLC			1	100%	1
SONIC REFERENCE LABORATORY			1	100%	1
SPRING HILL REGIONAL HOSPITAL			1	100%	1
PRORENATA LABS			1	100%	1
SKY RIDGE MEDICAL CENTER - MICRO			1	100%	1
SOUTHEAST GEORGIA HEALTH SYSTEM			1	100%	1
BAYCARE MEDICAL GROUP INC			1	100%	1
RIVIERA BEACH HEALTH CENTER LAB			1	100%	1
ROBERT WOOD JOHNSON HOSPITAL			1	100%	1
MOLECULAR INFECTIOUS DISEASES			1	100%	1
MONROE COUNTY HOSPITAL		1			1
MINUTECLINIC DIAGNOSTIC			1	100%	1
MEMORIAL HERMANN CONSOLIDATED LABORATORY SERVICES			1	100%	1
FLORIDA HOSPITAL ALTAMONTE			1	100%	1
THE CHILDREN'S HOSPITAL OF PHILADELPHIA		1			1
SUNY UPSTATE MEDICAL UNIVERSITY			1	100%	1
BAY CARE LAB SERVICES/ST. ANTHONY'S HOSPITAL			1	100%	1
MONTEFIORE NYACK HOSPITAL AFFILIATED LABORATORY		1			1

COVID-19: testing by laboratory

Data through Jul 16, 2020 verified as of Jul 17, 2020 at 09:25 AM

Data in this report are provisional and subject to change.

The numbers in the table below represent the number for whom test results were received by the Department of Health. A person can be tested by more than one laboratory and can have both positive and negative results. **Therefore, the sum of the numbers in each column will be larger than the total number of people tested.**

Reporting lab	Inconclusive	Negative	Positive	Percent positive	Total
MUNSON MEDICAL CENTER			1	100%	1
ST FRANCIS			1	100%	1
ONEIDA HEALTHCARE CENTER		1			1
OHIO STATE UNIVERSITY MEDICAL CENTER			1	100%	1
Mt Sinai Aventura			1	100%	1
CELEBRATION HOSPITAL			1	100%	1
URGENT CARE WEST CLINIC			1	100%	1
NORTHSIDE HOSPITAL DULUTH			1	100%	1
NEW YORK STATE ELR - NEW YORK PRESBYTERIAN-LOWER MANHATTAN		1			1
NORTHWEST FL COMM HOSP			1	100%	1
EDGAR PRICE FAMILY & CHILDREN HEALTHCARE CENTER			1	100%	1
CALIFORNIA PUBLIC HEALTH LABORATORY			1	100%	1
JRS LABORATORY			1	100%	1
CENTRA CARE - WATERFORD LAKES			1	100%	1
CFCH - FROSTPROOF			1	100%	1
DSI LABORATORIES-NAPLES-7TH			1	100%	1
State Lab Unspecifd			1	100%	1
UNITED CLINICAL LABORATORIES			1	100%	1
BOZEMAN HEALTH DEACONESS HOSPITAL		1			1
TIEHH BIOTERRORISM RESPONSE LAB			1	100%	1
TEXAS DEPARTMENT OF STATE HEALTH SERVICES			1	100%	1
THE HEART HOSPITAL BAYLOR PLANO			1	100%	1
ACCESSLAB		1			1
PHELPS HOSPITAL LABORATORY		1			1
PEDIATRIC ASSOCIATES - JACKSONVILLE			1	100%	1
NOT GIVEN			1	100%	1
CBC LAB			1	100%	1
BAPTIST ER TOWN CTR			1	100%	1
CLEVELAND CLINIC OHIO LABORATORIES			1	100%	1
QUEST DIAGNOSTIC INC TECHINICAL			1	100%	1
MAGNOLIA ADULT, LLC			1	100%	1
PREMIER MEDICAL LABORATORY			1	100%	1
LABCORP KANSAS CITY			1	100%	1
MIDMICHIGAN MEDICAL CENTER			1	100%	1
DHEC - S.C PUBLIC HEALTH LAB			1	100%	1
LABCORP - ORLANDO		1			1
INTERMOUNTAIN CENTRAL LAB			1	100%	1
HOUSTON HEALTH DEPARTMENT - BUREAU OF LABORATORY SERVICES			1	100%	1
NORTHERN WESTCHESTER HOSPITAL LABORATORY		1			1
NORTH BROWARD MEDICAL CENTER			1	100%	1
CAROLINAS HEALTHCARE SYSTEM LAB			1	100%	1
ACCESS HEALTH CARE			1	100%	1
QUEST DIAGNOSTICS-OCALA-SE 3RD		1			1
FORT SANDERS REGIONAL LABORATORY		1			1
MANATEE PEDIATRICS			1	100%	1
LAKEVIEW REGIONAL HOSPITAL			1	100%	1
WOLFSON (USE BAPTIST)			1	100%	1

COVID-19: testing by laboratory

Data through Jul 16, 2020 verified as of Jul 17, 2020 at 09:25 AM

Data in this report are provisional and subject to change.

The numbers in the table below represent the number for whom test results were received by the Department of Health. A person can be tested by more than one laboratory and can have both positive and negative results. **Therefore, the sum of the numbers in each column will be larger than the total number of people tested.**

Reporting lab	Inconclusive	Negative	Positive	Percent positive	Total
ST. JOSEPH'S HOSPITAL NORTH			1	100%	1
FALMOUTH BY THE SEA			1	100%	1
MEDSTAR HARBOR HOSPITAL			1	100%	1
MEDICAL CLINIC OF HOUSTON			1	100%	1
UW HOSPITAL AND CLINICS			1	100%	1
APS-SUMMIT CARE PHARMACY, LLC DBA OMNICARE		1			1
LATE HOURS URGENT CARE			1	100%	1
SANFORD SOUTH UNIVERSITY		1			1
REMISE OCCUPATIONAL HEALTH SOLUTIONS INC			1	100%	1
HOLY NAME MEDICAL CENTER		1			1
REGIONAL MEDICAL LABORATORY			1	100%	1
ST JOSEPHS CHILDRENS HOSPITAL OUTREACH			1	100%	1
AZALEA HEALTH			1	100%	1
YORK HOSPITAL - LABORATORY			1	100%	1
HARDIN MEMORIAL HOSPITAL - HEARTLAND PATHOLOGY CONSULTANTS			1	100%	1
DUKE HEALTH REGIONAL HOSPITAL			1	100%	1
NEW YORK STATE ELR - MONTEFIORE MEDICAL CENTER LABORATORIES - WEILER			1	100%	1
BMC/JACSONVILLE		1			1
MID FLORIDA CLINICAL LABORATORY			1	100%	1
EXCEL URGENT CARE OF NJ			1	100%	1
PEDIATRIC HEALTHCARE ALLIANCE			1	100%	1
HEART OF FLORIDA HMA			1	100%	1
NAVAL HOSPITAL OF JACKSONVILLE			1	100%	1
NORTH RIVER FAMILY HEALTH CENTER			1	100%	1
NORTHSHORE UNIVERSITY HEALTHSYSTEM EVANSTON HOSPITAL LAB			1	100%	1
HARTFORD HOSPITAL ANCILLARY LAB		1			1
HIGHLANDS CLINICAL LABORATORY			1	100%	1
VITAE DIAGNOSTICS			1	100%	1
WILMINGTON VA MEDICAL CENTER			1	100%	1
Viracor Eurofins			1	100%	1
REDITUS LABORATORIES			1	100%	1
VIDANT MEDICAL CENTER			1	100%	1
PRISMA HEALTH TUOMEY LABORATORY			1	100%	1
PERDIDO URGENT CARE			1	100%	1
MALABAR/ADVENT CENTRA CARE			1	100%	1
QUEST - HOUSTON LAB			1	100%	1
ECLRS			1	100%	1
NEW YORK STATE ELR - BELLEVUE HOSPITAL CENTER DEPARTMENT		1			1
KANSAS DEPARTMENT OF HEALTH			1	100%	1
SANFORD REGIONAL HOSPITAL WORTHINGTON		1			1
HELIX DIAGNOSTICS			1	100%	1
Lourdes Hospital			1	100%	1
LABCORP-CRYSTAL RIVER			1	100%	1
STANLY REGIONAL MEDICAL CENTER			1	100%	1
TAMIAMI LAB MILLENIUM			1	100%	1
LABCORP - LADY LAKE			1	100%	1
SENTARA NORFOLK GENERAL HOSPITAL CENTRAL LAB			1	100%	1

COVID-19: testing by laboratory

Data through Jul 16, 2020 verified as of Jul 17, 2020 at 09:25 AM

Data in this report are provisional and subject to change.

The numbers in the table below represent the number for whom test results were received by the Department of Health. A person can be tested by more than one laboratory and can have both positive and negative results. **Therefore, the sum of the numbers in each column will be larger than the total number of people tested.**

Reporting lab	Inconclusive	Negative	Positive	Percent positive	Total
BERKSHIRE MEDICAL CENTER			1	100%	1
MEDONE URGENT CARE			1	100%	1
MEDICAL CENTER ENTERPRISE			1	100%	1
MIAMI CANCER INSTITUTE			1	100%	1
NORTH CAROLINA STATE LABORATORY OF PUBLIC HEALTH, SPECTRUM LAB NETWORK			1	100%	1
NEW YORK STATE ELR - GLENS FALLS HOSPITAL DEPARTMENT OF PATHOLOGY		1			1
ONslow MEMORIAL HOSPITAL LABORATORY		1			1
DOCS URGENT CARE			1	100%	1
HAWAII DEPARTMENT OF HEALTH LAB			1	100%	1
MHS LAB		1			1
NORTH NAPLES HOSPITAL RESPIRATORY THERAPY DEPARTMENT			1	100%	1
ARNOLD PALMER HOSPITAL LABORATORY			1	100%	1
TANNER MEDICAL CENTER EAST AL		1			1
TALLAHASSEE MEMORIAL HOSPITAL/MICROBIOLOGY LAB			1	100%	1
FLORIDA HEALTH CARE PLANS			1	100%	1
UCLA HEALTHCARE CLINICAL LABS			1	100%	1
UTMB PATHOLOGY CLINICAL SERVICES LABORATORY			1	100%	1
ST. MARY MEDICAL CENTER		1			1
UNIVERSITY OF MISSOURI HEALTH CARE			1	100%	1
TRINITAS REGIONAL MEDICAL CENTER			1	100%	1
UNITED HEALTHCARE			1	100%	1
PROGENESIS INC			1	100%	1
BAYCARE MEDICAL GROUP			1	100%	1
CENTRA CARE HUNTER'S CREEK			1	100%	1
CAROMONT HEALTH			1	100%	1
BAYFRONT HEALTH PORT CHARLOTTE			1	100%	1
WARD MEMORIAL HOSPITAL		1			1
SHANDS AT LAKE SHORE LAB			1	100%	1
SCIENCE CARE			1	100%	1
QUEST ELR		1			1
RIVERVIEW REGIONAL MEDICAL CENTER		1			1
ALVERNO CLINICAL LABORATORIES			1	100%	1
UNIVERSITY OF FLORIDA			1	100%	1
UNIVERSITY OF KANSAS MEDICAL CENTER			1	100%	1
SOUTHWEST REGIONAL PCR LABORATORY			1	100%	1
UF KANAPAHA LAB BEAKER		1			1
ST CHARLES HOSPITAL LABORATORY		1			1
UT MEMPHIS UNIVERSITY HEALTH SERVICES			1	100%	1
VALLEY HOSPITAL MEDICAL CENTER		1			1
DICKERT			1	100%	1
UNIVERSITY OF MIAMI			1	100%	1
UNK			1	100%	1
HEALTH NETWORK LABORATORIES		1			1
WELLNOW URGENT CARE		1			1
WATAUGA MEDICAL CENTER			1	100%	1
ALLIANCE LABS @LRMC			1	100%	1
VIRACOR			1	100%	1

COVID-19: testing by laboratory

Data through Jul 16, 2020 verified as of Jul 17, 2020 at 09:25 AM

Data in this report are provisional and subject to change.

The numbers in the table below represent the number for whom test results were received by the Department of Health. A person can be tested by more than one laboratory and can have both positive and negative results. **Therefore, the sum of the numbers in each column will be larger than the total number of people tested.**

Reporting lab	Inconclusive	Negative	Positive	Percent positive	Total
THE UNIVERSITY OF VERMONT MEDICAL CENTER		1			1
THOMAS LANGLEY			1	100%	1
TEN HEALTHCARE			1	100%	1
FLORIDA HOSPITAL KISSIMMEE			1	100%	1
XPRESS WELLNESS URGENT CARE			1	100%	1
Total	10,226	3,183,379	407,133	11%	3,600,738