

COVID-19: summary of persons being monitored, persons tested, and cases

Data through Jul 12, 2020 verified as of Jul 13, 2020 at 09:25 AM

Data in this report are provisional and subject to change.

Monitored persons: people the Florida Department of Health was notified of for possible monitoring because they are a contact of a case, traveled from China, or were identified by the Centers for Disease Control and Prevention (CDC) as a part of an airline/ship contact investigation

Total reports	96,577
Total persons of high, medium, or unknown risk	92,892
High/medium/unknown risk still being monitored	15,307

Persons tested: includes PCR and antigen test results received by the Department of Health from the state public health laboratory (BPHL), as well as commercial and hospital laboratories

Total tested	2,642,613
Positive	282,435
Negative	2,357,139
Inconclusive	3,039
Awaiting testing	1,995

Cases: people with positive PCR or antigen test result

Total cases	282,435
Florida residents	278,667
Non-Florida residents	3,768

Type of testing	
Florida residents	278,667
Positive by BPHL/CDC	9,888
Positive by commercial/hospital lab	268,779
Non-Florida residents	
Positive by BPHL/CDC	168
Positive by commercial/hospital lab	3,600

Characteristics	
Florida residents hospitalized	18,498
Florida resident deaths	4,277
Change in deaths since previous report	+35
Non-Florida resident deaths	104

Hospitalized counts include anyone who was hospitalized at some point during their illness. It does not reflect the number of people currently hospitalized.

More information on deaths identified through death certificate data is available on the National Center for Health Statistics website at www.cdc.gov/nchs/nvss/vsrr/COVID19/index.htm.

Risk factors for Florida residents	
Traveled	2,904
Contact with a known case	75,365
Traveled and contact with a known case	2,810
Neither	197,588
No travel and no contact	27,921
Travel is unknown	141,569
Contact is unknown	41,529
Contact is pending	125,230

Travel can be unknown and contact can be unknown or pending for the same case, these numbers will sum to more than the "neither" total.

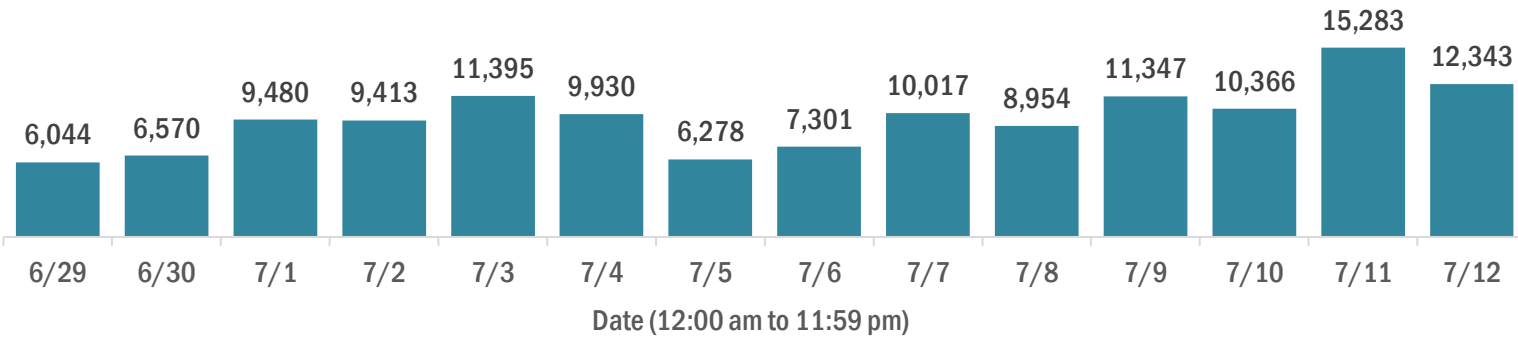
COVID-19: cases and laboratory testing over time

Data through Jul 12, 2020 verified as of Jul 13, 2020 at 09:25 AM

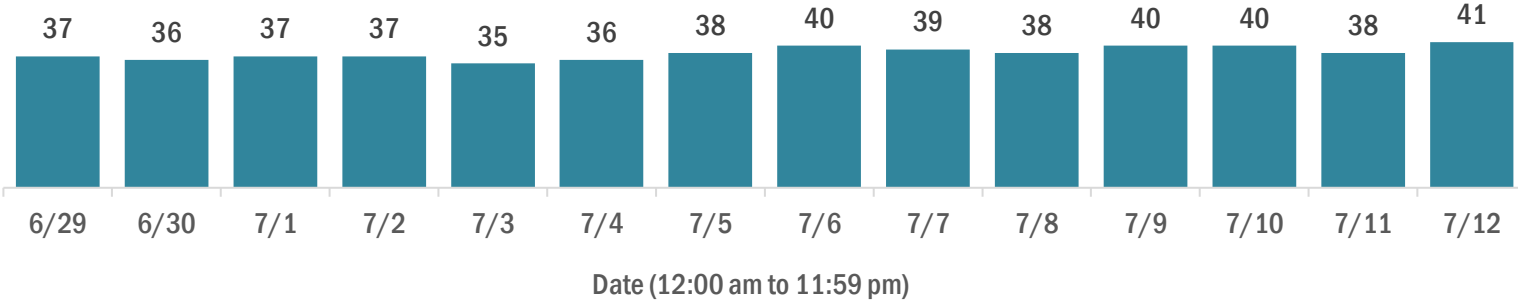
Data in this report are provisional and subject to change.

Cases in Florida residents per day for the past 2 weeks

Number of cases per day



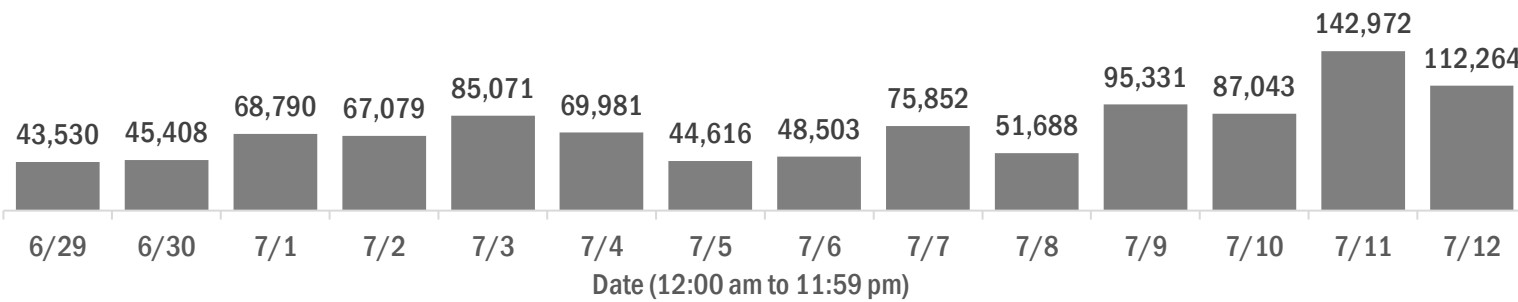
Median age of cases by day



Laboratory testing for Florida residents and non-Florida residents over the past 2 weeks

Number of people tested per day

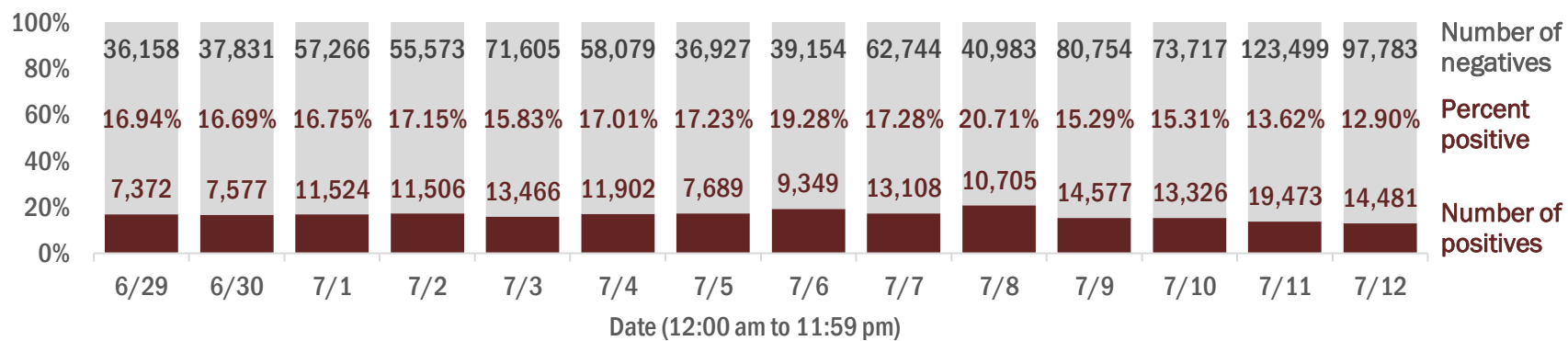
These counts include the number of people for whom the department received PCR or antigen laboratory results by day. People tested on multiple days will be included for each day a new result was received. A person is only counted once for each day they are tested, regardless of whether multiple specimens are tested or multiple results are received.



Number and percent of positive labs

The percent of positive results ranged from 12.90% to 20.71% over the past 2 weeks and was 12.90% yesterday.

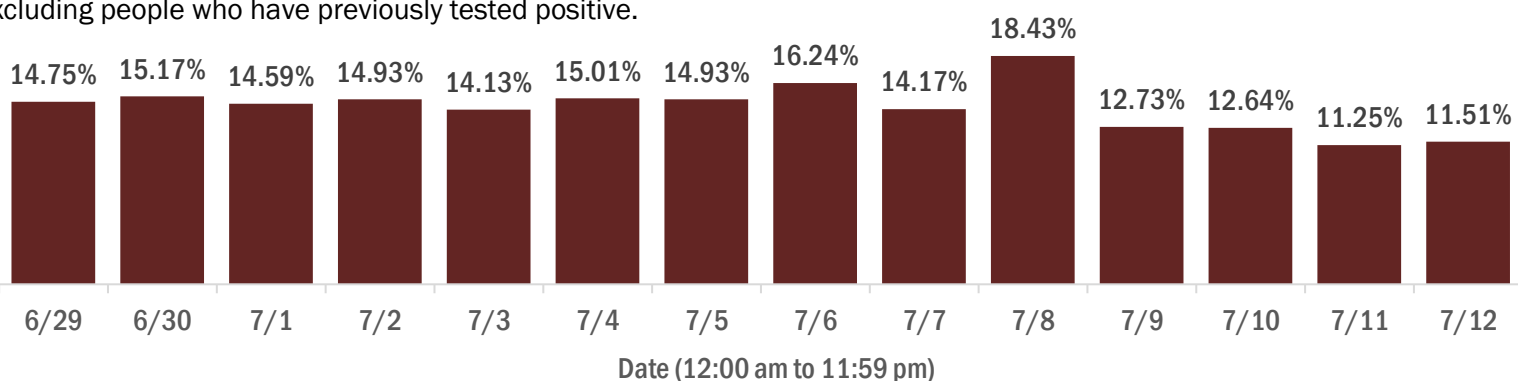
These counts include the number of people for whom the department received PCR or antigen laboratory results by day. People tested on multiple days will be included for each day a new result was received. A person is only counted once for each day they are tested, regardless of whether multiple specimens are tested or multiple results are received. If a person has a positive specimen and a negative specimen in the same day, only the positive result is counted.



Percent positivity for new cases

The percent of positive results ranged from 11.25% to 18.43% over the past 2 weeks and was 11.51% yesterday.

This percent is the number of people who test PCR- or antigen-positive for the first time divided by all the people tested that day, excluding people who have previously tested positive.



COVID-19: characteristics of 278,667 Florida resident cases

Data through Jul 12, 2020 verified as of Jul 13, 2020 at 09:25 AM

Data in this report are provisional and subject to change.

Age group	Cases	Hospitalizations	Deaths
0-4 years	4,399 2%	94 1%	0 0%
5-14 years	9,473 3%	73 0%	2 0%
15-24 years	44,962 16%	449 2%	11 0%
25-34 years	57,581 21%	1,155 6%	25 1%
35-44 years	45,543 16%	1,738 9%	89 2%
45-54 years	43,147 15%	2,485 13%	181 4%
55-64 years	34,419 12%	3,245 18%	400 9%
65-74 years	19,958 7%	3,550 19%	872 20%
75-84 years	11,619 4%	3,235 17%	1,195 28%
85+ years	7,047 3%	2,474 13%	1,502 35%
Unknown	519 0%	0 0%	0 0%
Total	278,667	18,498	4,277

Gender	Cases
Female	141,536 51%
Male	135,336 49%
Unknown	1,795 1%
Total	278,667

Ethnicity	Cases	Hospitalizations	Deaths
Hispanic	71,366 26%	6,252 34%	1,109 26%
Non-Hispanic	90,704 33%	11,197 61%	2,849 67%
Unknown	116,597 42%	1,049 6%	319 7%
Total	278,667	18,498	4,277

Race and ethnicity	Cases	Hospitalizations	Deaths
White	107,783 39%	11,066 60%	2,905 68%
Hispanic	49,352 18%	4,590 25%	896 21%
Non-Hispanic	48,283 17%	6,113 33%	1,877 44%
Unknown	10,148 4%	363 2%	132 3%
Black	41,811 15%	4,777 26%	897 21%
Hispanic	1,937 1%	243 1%	30 1%
Non-Hispanic	34,609 12%	4,412 24%	838 20%
Unknown	5,265 2%	122 1%	29 1%
Other race	23,176 8%	2,029 11%	305 7%
Hispanic	13,173 5%	1,292 7%	161 4%
Non-Hispanic	5,875 2%	624 3%	120 3%
Unknown	4,128 1%	113 1%	24 1%
Unknown race	105,897 38%	626 3%	170 4%
Hispanic	6,904 2%	127 1%	22 1%
Non-Hispanic	1,937 1%	48 0%	14 0%
Unknown	97,056 35%	451 2%	134 3%
Total	278,667	18,498	4,277

Hospitalization counts include anyone who was hospitalized at some point during their illness. It does not reflect the number of people currently hospitalized. **Other race** includes any person with a race of American Indian/Alaskan native, Asian, native Hawaiian/Pacific Islander, or other.

COVID-19: deaths in Florida residents and staff of long-term care facilities

Data through Jul 12, 2020 verified as of Jul 13, 2020 at 09:25 AM

Data in this report are provisional and subject to change.

For current cases in residents or staff of long-term care facilities, please visit: <https://floridahealthcovid19.gov/>

County	Deaths		County	Deaths		County	Deaths	
Dade	553	26%	Alachua	10	0%	Holmes	1	0%
Palm Beach	259	12%	Orange	10	0%	Levy	1	0%
Pinellas	170	8%	Seminole	10	0%	Monroe	1	0%
Broward	169	8%	Osceola	9	0%	Nassau	1	0%
Lee	126	6%	Walton	9	0%	Okeechobee	1	0%
Hillsborough	114	5%	Calhoun	6	0%	St. Johns	1	0%
Manatee	91	4%	Lake	6	0%	Sumter	1	0%
Polk	82	4%	Brevard	5	0%	Total	2,114	
Sarasota	65	3%	Gadsden	4	0%			
Charlotte	50	2%	Jefferson	4	0%			
Volusia	49	2%	Leon	4	0%			
Collier	40	2%	Okaloosa	4	0%			
Duval	40	2%	Baker	3	0%			
Escambia	39	2%	Hernando	3	0%			
St. Lucie	36	2%	Madison	3	0%			
Clay	26	1%	Marion	3	0%			
Martin	20	1%	Putnam	3	0%			
Suwannee	20	1%	Bradford	2	0%			
Hendry	18	1%	Citrus	1	0%			
Pasco	15	1%	Columbia	1	0%			
Washington	12	1%	Desoto	1	0%			
Indian River	11	1%	Hardee	1	0%			

Note: cases are summarized by the county of usual residence. Residents and staff may be cases associated with facilities that are not in their county of usual residence, resulting in cases being included below for counties that do not have facilities with known cases.

COVID-19: characteristics of 282,435 cases

Data through Jul 12, 2020 verified as of Jul 13, 2020 at 09:25 AM

Data in this report are provisional and subject to change.

Tables below include cases in Florida residents and non-Florida residents.

All 67 Florida counties have cases:

County	FL resident		Non-FL resident	Total
Dade	67,046	24%	667	67,713
Broward	31,105	11%	379	31,484
Palm Beach	21,594	8%	212	21,806
Hillsborough	19,723	7%	105	19,828
Orange	18,624	7%	313	18,937
Duval	13,213	5%	157	13,370
Pinellas	11,358	4%	84	11,442
Lee	10,153	4%	191	10,344
Polk	7,601	3%	29	7,630
Collier	6,369	2%	96	6,465
Manatee	5,214	2%	52	5,266
Seminole	4,450	2%	16	4,466
Osceola	4,367	2%	75	4,442
Escambia	3,779	1%	556	4,335
Pasco	4,037	1%	23	4,060
Volusia	3,944	1%	28	3,972
Brevard	3,493	1%	17	3,510
Sarasota	3,180	1%	39	3,219
St. Lucie	3,045	1%	16	3,061
Martin	2,846	1%	18	2,864
Lake	2,618	1%	27	2,645
Leon	2,395	1%	53	2,448
Alachua	2,131	1%	42	2,173
St. Johns	1,880	1%	25	1,905
Marion	1,636	1%	6	1,642
Clay	1,553	1%	4	1,557
Okaloosa	1,366	0%	19	1,385
Santa Rosa	1,369	0%	10	1,379
Bay	1,281	0%	41	1,322
Indian River	1,247	0%	12	1,259
Hendry	1,241	0%		1,241
Charlotte	1,153	0%	5	1,158
Hernando	900	0%	9	909
Desoto	886	0%		886
Putnam	775	0%		775

County	FL resident		Non-FL resident	Total
Suwannee	734	0%	16	750
Sumter	674	0%	5	679
Jackson	621	0%	11	632
Gadsden	611	0%	4	615
Monroe	590	0%	21	611
Hardee	601	0%	6	607
Columbia	584	0%	5	589
Walton	529	0%	53	582
Citrus	576	0%	1	577
Okeechobee	562	0%	4	566
Highlands	554	0%	3	557
Nassau	524	0%	22	546
Flagler	500	0%	9	509
Hamilton	431	0%	3	434
Madison	361	0%	6	367
Unknown	71	0%	247	318
Liberty	276	0%		276
Levy	270	0%	3	273
Holmes	224	0%	5	229
Glades	209	0%		209
Washington	187	0%	4	191
Baker	175	0%		175
Calhoun	162	0%		162
Bradford	144	0%		144
Gilchrist	143	0%		143
Taylor	141	0%	2	143
Wakulla	134	0%	3	137
Dixie	117	0%		117
Union	114	0%		114
Gulf	93	0%	5	98
Jefferson	84	0%	3	87
Lafayette	56	0%		56
Franklin	43	0%	1	44
Total	278,667		3,768	282,435

COVID-19: characteristics of 278,667 Florida resident cases

Data through Jul 12, 2020 verified as of Jul 13, 2020 at 09:25 AM

Data in this report are provisional and subject to change.

The table below includes the cities and counties of residence for cases in Florida residents based on the patient's ZIP Code.

Note that city is not always received as part of the initial notification and may be missing while the case is being investigated.

City and county	Cases
Miami, Dade	41,404
Orlando, Orange	14,135
Tampa, Hillsborough	12,257
Jacksonville, Duval	12,222
Hialeah, Dade	9,461
Fort Lauderdale, Broward	7,268
Hollywood, Broward	6,330
West Palm Beach, Palm Beach	5,230
Saint Petersburg, Pinellas	4,973
Homestead, Dade	4,705
Fort Myers, Lee	4,395
Naples, Collier	4,222
Pompano Beach, Broward	3,680
Bradenton, Manatee	3,589
Kissimmee, Osceola	3,554
Pensacola, Escambia	3,316
Lake Worth, Palm Beach	3,048
Boca Raton, Palm Beach	2,593
Sarasota, Sarasota	2,399
Tallahassee, Leon	2,355
Lakeland, Polk	2,347
Cape Coral, Lee	2,159
Clearwater, Pinellas	2,132
Lehigh Acres, Lee	2,049
Miami Beach, Dade	1,980
Miramar, Broward	1,955
Boynton Beach, Palm Beach	1,922
Port Saint Lucie, St. Lucie	1,894
Gainesville, Alachua	1,780
Miami Gardens, Dade	1,777
Immokalee, Collier	1,750
Winter Haven, Polk	1,610
Opa Locka, Dade	1,436
Delray Beach, Palm Beach	1,430
Stuart, Martin	1,430
Brandon, Hillsborough	1,331
Riverview, Hillsborough	1,188
Largo, Pinellas	1,186
Coral Springs, Broward	1,179
Ocala, Marion	1,157
Lake Worth Beach, Palm Beach	1,091
Jupiter, Palm Beach	1,088
Plant City, Hillsborough	1,079
Missing, Broward	1,079
Apopka, Orange	1,074
Fort Pierce, St. Lucie	1,069
North Miami Beach, Dade	1,020
Sunrise, Broward	1,010
Melbourne, Brevard	1,009
Davie, Broward	999
Sanford, Seminole	985
New Port Richey, Pasco	968
Deerfield Beach, Broward	916
Doral, Dade	908
Saint Augustine, St. Johns	879
Panama City, Bay	872
Daytona Beach, Volusia	867
Indiantown, Martin	816
Vero Beach, Indian River	809

COVID-19: characteristics of 278,667 Florida resident cases

Data through Jul 12, 2020 verified as of Jul 13, 2020 at 09:25 AM

Data in this report are provisional and subject to change.

The table below includes the cities and counties of residence for cases in Florida residents based on the patient's ZIP Code.

Note that city is not always received as part of the initial notification and may be missing while the case is being investigated.

City and county	Cases
Winter Park, Orange	804
Palmetto, Manatee	790
Royal Palm Beach, Palm Beach	789
Tamarac, Broward	787
Arcadia, Desoto	777
Plantation, Broward	763
Orange Park, Clay	759
Deltona, Volusia	728
Altamonte Springs, Seminole	725
Oviedo, Seminole	721
Palm Bay, Brevard	711
Bonita Springs, Lee	704
North Miami, Dade	703
Palm Beach Gardens, Palm Beach	700
Winter Garden, Orange	700
Clermont, Lake	678
Saint Cloud, Osceola	669
Deland, Volusia	659
Belle Glade, Palm Beach	655
Land O Lakes, Pasco	647
Florida City, Dade	645
Clewiston, Hendry	643
Live Oak, Suwannee	632
Margate, Broward	628
Ocoee, Orange	618
Port Charlotte, Charlotte	616
Palm Harbor, Pinellas	614
Hallandale, Broward	601
Wesley Chapel, Pasco	599
Davenport, Polk	589
Coral Gables, Dade	569
Seminole, Pinellas	569
North Lauderdale, Broward	560
Wellington, Palm Beach	559
Okeechobee, Okeechobee	553
Milton, Santa Rosa	553
Lake City, Columbia	547
Coconut Creek, Broward	546
Ruskin, Hillsborough	541
Longwood, Seminole	539
Pinellas Park, Pinellas	537
Spring Hill, Hernando	528
Lutz, Hillsborough	527
Weston, Broward	519
Valrico, Hillsborough	509
Haines City, Polk	508
Fort Walton Beach, Okaloosa	502
Oakland Park, Broward	493
Casselberry, Seminole	490
Jacksonville Beach, Duval	485
Windermere, Orange	484
Pembroke Pines, Broward	456
Wimauma, Hillsborough	453
Labelle, Hendry	447
Cocoa, Brevard	420
Lake Mary, Seminole	419
Palatka, Putnam	413
Missing, Palm Beach	409
Tavares, Lake	407

COVID-19: characteristics of 278,667 Florida resident cases

Data through Jul 12, 2020 verified as of Jul 13, 2020 at 09:25 AM

Data in this report are provisional and subject to change.

The table below includes the cities and counties of residence for cases in Florida residents based on the patient's ZIP Code.

Note that city is not always received as part of the initial notification and may be missing while the case is being investigated.

City and county	Cases
Quincy, Gadsden	406
Punta Gorda, Charlotte	402
Aventura, Dade	393
Palm Coast, Flagler	387
Miami Lakes, Dade	365
Winter Springs, Seminole	362
Bartow, Polk	356
Zephyrhills, Pasco	353
Leesburg, Lake	349
Maitland, Orange	348
North Fort Myers, Lee	339
Ormond Beach, Volusia	339
Missing, Dade	334
Tarpon Springs, Pinellas	331
Jasper, Hamilton	331
South Miami, Dade	327
Loxahatchee, Palm Beach	323
North Port, Sarasota	323
Seffner, Hillsborough	323
Middleburg, Clay	321
Ponte Vedra Beach, St. Johns	318
Port Richey, Pasco	309
Kissimmee, Polk	308
Auburndale, Polk	307
Pahokee, Palm Beach	307
Cantonment, Escambia	302
South Bay, Palm Beach	300
Dade City, Pasco	288
Lake Wales, Polk	287
Wauchula, Hardee	284
Brooksville, Hernando	282
Hudson, Pasco	278
Dunedin, Pinellas	277
Riviera Beach, Palm Beach	276
Gulf Breeze, Santa Rosa	276
Mulberry, Polk	274
Crestview, Okaloosa	270
Missing, Collier	268
The Villages, Sumter	261
Fellsmere, Indian River	256
Merritt Island, Brevard	255
Holiday, Pasco	255
Bristol, Liberty	252
Orange City, Volusia	251
Port Orange, Volusia	249
Polk City, Polk	248
Venice, Sarasota	246
Saint Johns, St. Johns	244
Navarre, Santa Rosa	244
Eustis, Lake	242
Sebring, Highlands	237
Fernandina Beach, Nassau	235
Key West, Monroe	235
Cooper City, Broward	235
Dover, Hillsborough	235
Palm City, Martin	235
Sarasota, Manatee	235
Lantana, Palm Beach	234
Dania, Broward	233

COVID-19: characteristics of 278,667 Florida resident cases

Data through Jul 12, 2020 verified as of Jul 13, 2020 at 09:25 AM

Data in this report are provisional and subject to change.

The table below includes the cities and counties of residence for cases in Florida residents based on the patient's ZIP Code.

Note that city is not always received as part of the initial notification and may be missing while the case is being investigated.

City and county	Cases
Missing, Hillsborough	233
Odessa, Hillsborough	230
Titusville, Brevard	226
Estero, Lee	225
Green Cove Springs, Clay	225
Madison, Madison	222
Defuniak Springs, Walton	220
Marianna, Jackson	214
Parrish, Manatee	212
Atlantic Beach, Duval	208
Destin, Okaloosa	208
Bonifay, Holmes	206
Lauderhill, Broward	206
Pinecrest, Dade	204
Rockledge, Brevard	199
Gibsonton, Hillsborough	196
Panama City Beach, Bay	195
Moore Haven, Glades	193
Fleming Island, Clay	191
Avon Park, Highlands	188
Wilton Manors, Broward	185
Hobe Sound, Martin	184
Sneads, Jackson	181
Debary, Volusia	178
Oldsmar, Pinellas	176
Groveland, Lake	175
Mount Dora, Lake	175
New Smyrna Beach, Volusia	174
Crescent City, Putnam	173
Lauderdale Lakes, Broward	172
Frostproof, Polk	169
Missing, Orange	169
Key Biscayne, Dade	169
Missing, Duval	165
Apollo Beach, Hillsborough	165
Bushnell, Sumter	161
Ponte Vedra, St. Johns	161
Parkland, Broward	161
Santa Rosa Beach, Walton	160
Inverness, Citrus	157
Safety Harbor, Pinellas	155
Missing, Pasco	154
Fort Meade, Polk	152
Ellenton, Manatee	151
Palm Springs, Palm Beach	151
Lithia, Hillsborough	149
Niceville, Okaloosa	142
Pace, Santa Rosa	140
Sun City Center, Hillsborough	139
North Palm Beach, Palm Beach	135
Lynn Haven, Bay	133
Chipley, Washington	131
Bowling Green, Hardee	130
Sebastian, Indian River	125
Missing, Polk	122
Alachua, Alachua	119
Missing, Hendry	119
Perry, Taylor	119
Missing, Hardee	118

COVID-19: characteristics of 278,667 Florida resident cases

Data through Jul 12, 2020 verified as of Jul 13, 2020 at 09:25 AM

Data in this report are provisional and subject to change.

The table below includes the cities and counties of residence for cases in Florida residents based on the patient's ZIP Code.

Note that city is not always received as part of the initial notification and may be missing while the case is being investigated.

City and county	Cases
Macclenny, Baker	114
Chiefland, Levy	113
Summerfield, Marion	112
Jacksonville, St. Johns	111
Crawfordville, Wakulla	111
Missing, St. Johns	111
Jensen Beach, Martin	111
Yulee, Nassau	110
Cocoa Beach, Brevard	107
Missing, Santa Rosa	105
Neptune Beach, Duval	105
Palmetto Bay, Dade	105
Missing, Lee	104
Starke, Bradford	101
Crystal River, Citrus	100
Key Largo, Monroe	99
Trenton, Gilchrist	99
Blountstown, Calhoun	99
Satellite Beach, Brevard	93
Belleview, Marion	92
Thonotosassa, Hillsborough	91
Missing, Desoto	90
Clearwater Beach, Pinellas	89
Myakka City, Manatee	88
Edgewater, Volusia	88
Missing, Citrus	88
Missing, Madison	87
Callahan, Nassau	86
Missing, Marion	85
Newberry, Alachua	85
Missing, Brevard	83
Missing, Osceola	83
Jennings, Hamilton	83
Holly Hill, Volusia	83
Carol City, Dade	82
Shalimar, Okaloosa	81
Lake Alfred, Polk	80
Wildwood, Sumter	78
Mascotte, Lake	77
Lady Lake, Lake	77
Missing, St. Lucie	76
Pierson, Volusia	76
Minneola, Lake	76
Dunnellon, Marion	74
Mary Esther, Okaloosa	73
Englewood, Charlotte	73
Lake Placid, Highlands	70
Marathon, Monroe	70
Spring Hill, Pasco	69
Nokomis, Sarasota	69
West Melbourne, Brevard	69
Williston, Levy	69
Old Town, Dixie	68
Monticello, Jefferson	67
Sorrento, Lake	66
Missing, Volusia	65
Avon Park, Polk	65
Missing, Martin	65
Lake Park, Palm Beach	65

COVID-19: characteristics of 278,667 Florida resident cases

Data through Jul 12, 2020 verified as of Jul 13, 2020 at 09:25 AM

Data in this report are provisional and subject to change.

The table below includes the cities and counties of residence for cases in Florida residents based on the patient's ZIP Code.

Note that city is not always received as part of the initial notification and may be missing while the case is being investigated.

City and county	Cases
Gulfport, Pinellas	64
Havana, Gadsden	64
Tavernier, Monroe	63
Missing, Jackson	62
Homosassa, Citrus	61
Palm Beach, Palm Beach	61
Tequesta, Palm Beach	61
Zolfo Springs, Hardee	60
Indialantic, Brevard	60
De Leon Springs, Volusia	58
Medley, Dade	58
Gotha, Orange	57
Missing, Sarasota	57
Southwest Ranches, Broward	55
Chuluota, Seminole	55
Trinity, Pasco	55
Lake Butler, Union	54
Geneva, Seminole	54
Missing, Seminole	54
Marco Island, Collier	53
Missing, Indian River	53
Freeport, Walton	53
Graceville, Jackson	52
Ave Maria, Collier	52
Molino, Escambia	51
Missing, Highlands	50
Alva, Lee	50
Mayo, Lafayette	49
Hilliard, Nassau	49
Cape Canaveral, Brevard	48
Missing, Hernando	48
Midway, Gadsden	46
Port Saint Joe, Gulf	46
Miramar Beach, Walton	46
Eagle Lake, Polk	45
Fruitland Park, Lake	45
Bunnell, Flagler	45
Englewood, Sarasota	45
Missing, Pinellas	45
Montverde, Lake	44
Jay, Santa Rosa	44
Umatilla, Lake	44
Flagler Beach, Flagler	43
Fort Myers Beach, Lee	43
Missing, Escambia	43
Kenneth City, Pinellas	42
Rotunda West, Charlotte	42
Bronson, Levy	42
Mims, Brevard	42
Oxford, Sumter	41
Cross City, Dixie	41
Missing, Manatee	41
High Springs, Alachua	41
Beverly Hills, Citrus	41
Missing, Monroe	40
East Palatka, Putnam	40
Archer, Alachua	39
West Miami, Dade	38
Oakland, Orange	38

COVID-19: characteristics of 278,667 Florida resident cases

Data through Jul 12, 2020 verified as of Jul 13, 2020 at 09:25 AM

Data in this report are provisional and subject to change.

The table below includes the cities and counties of residence for cases in Florida residents based on the patient's ZIP Code.

Note that city is not always received as part of the initial notification and may be missing while the case is being investigated.

City and county	Cases
Altha, Calhoun	37
Belle Isle, Orange	37
South Daytona, Volusia	37
Indian Rocks Beach, Pinellas	36
Weeki Wachee, Hernando	36
Zellwood, Orange	36
Chattahoochee, Gadsden	35
Lakewood Ranch, Manatee	35
Greenacres, Palm Beach	35
Raiford, Union	35
Interlachen, Putnam	35
Missing, Lake	34
Missing, Unknown	34
Greenwood, Jackson	34
Fort White, Columbia	34
Seville, Volusia	34
Hernando, Citrus	34
Islamorada, Monroe	33
O Brien, Suwannee	33
Bell, Gilchrist	33
Melbourne Beach, Brevard	32
South Pasadena, Pinellas	32
El Portal, Dade	32
Keystone Heights, Clay	32
Coconut Grove, Dade	31
Viera, Brevard	31
Lecanto, Citrus	31
Wewahitchka, Gulf	31
Missing, Nassau	30
Osprey, Sarasota	30
Lake Panasoffkee, Sumter	29
Dundee, Polk	29
Century, Escambia	29
Dunnellon, Citrus	28
Greenville, Madison	28
Bal Harbour, Dade	28
Pomona Park, Putnam	28
Citra, Marion	27
Biscayne Park, Dade	27
Hastings, St. Johns	27
Cutler Bay, Dade	26
Sanibel, Lee	26
Satsuma, Putnam	26
Vernon, Washington	26
Indian Harbour Beach, Brevard	26
Gretna, Gadsden	25
Baker, Okaloosa	25
Webster, Sumter	25
Glen Saint Mary, Baker	25
Surfside, Dade	25
Branford, Suwannee	25
Cottdale, Jackson	24
Missing, Gadsden	24
Missing, Flagler	24
Grand Island, Lake	24
Christmas, Orange	24
Lawtey, Bradford	23
Sanderson, Baker	23
Southport, Bay	23

COVID-19: characteristics of 278,667 Florida resident cases

Data through Jul 12, 2020 verified as of Jul 13, 2020 at 09:25 AM

Data in this report are provisional and subject to change.

The table below includes the cities and counties of residence for cases in Florida residents based on the patient's ZIP Code.

Note that city is not always received as part of the initial notification and may be missing while the case is being investigated.

City and county	Cases
Silver Springs, Marion	22
Malabar, Brevard	22
Celebration, Osceola	22
Lauderdale By The Sea, Broward	22
Missing, Leon	22
Missing, Okaloosa	22
Hallandale Beach, Broward	22
Felda, Hendry	22
Florida Dept Of Corrections, Union	22
Canal Point, Palm Beach	21
Hawthorne, Alachua	21
San Antonio, Pasco	21
Center Hill, Sumter	21
Fern Park, Seminole	21
Juno Beach, Palm Beach	20
Elkton, St. Johns	20
Missing, Walton	20
Missing, Clay	20
Lake Hamilton, Polk	20
Poinciana, Polk	20
Citrus Springs, Citrus	20
Coleman, Sumter	20
Grand Ridge, Jackson	19
Howey-In-The-Hills, Lake	19
Hypoluxo, Palm Beach	19
Mcalpin, Suwannee	19
Missing, Levy	19
Melrose, Putnam	19
Lee, Madison	18
Sunny Isles Beach, Dade	18
Madeira Beach, Pinellas	18
Inlet Beach, Walton	18
Ocklawaha, Marion	18
Patrick Air Force Base, Brevard	17
Osteen, Volusia	17
Miami Springs, Dade	17
Atlantis, Palm Beach	17
Ochopee, Collier	17
Princeton, Dade	17
Lake Helen, Volusia	17
Apalachicola, Franklin	17
Reddick, Marion	16
Unknown, Orange	16
Youngstown, Bay	16
Missing, Gulf	16
Temple Terrace, Hillsborough	16
Missing, Washington	16
Astor, Lake	16
Big Pine Key, Monroe	15
The Villages, Lake	15
Missing, Sumter	15
Mcdavid, Escambia	15
Bradenton Beach, Manatee	15
Bokeelia, Lee	15
Hialeah Gardens, Dade	15
Morrison, Levy	15
White Springs, Hamilton	15
Babson Park, Polk	15
Belleair Beach, Pinellas	15

COVID-19: characteristics of 278,667 Florida resident cases

Data through Jul 12, 2020 verified as of Jul 13, 2020 at 09:25 AM

Data in this report are provisional and subject to change.

The table below includes the cities and counties of residence for cases in Florida residents based on the patient's ZIP Code.

Note that city is not always received as part of the initial notification and may be missing while the case is being investigated.

City and county	Cases
Malone, Jackson	14
North Bay Village, Dade	14
Belleair, Pinellas	14
Grant-Valkaria, Brevard	14
Missing, Bay	14
Laurel Hill, Okaloosa	14
Hosford, Liberty	14
Crystal Beach, Pinellas	13
Bryceville, Nassau	13
Naranja, Dade	13
Yalaha, Lake	13
Missing, Calhoun	13
Floral City, Citrus	13
Stock Island, Monroe	13
Sweetwater, Dade	13
Missing, Jefferson	13
Florida State University, Leon	13
Carrollwood, Hillsborough	13
Kendall, Dade	13
Eastpoint, Franklin	13
Missing, Baker	12
Steinhatchee, Taylor	12
Alafaya, Orange	12
Astatula, Lake	12
Alford, Jackson	12
Saint James City, Lee	12
Micanopy, Alachua	12
Wellborn, Suwannee	11
Odessa, Pasco	11
Valparaiso, Okaloosa	11
Haverhill, Palm Beach	11
Eglin Air Force Base, Okaloosa	11
Summerland Key, Monroe	11
Weirsdale, Marion	11
Lighthouse Point, Broward	11
Singer Island, Palm Beach	11
Edgewood, Orange	11
Lady Lake, Sumter	11
Miami Shores, Dade	11
Greensboro, Gadsden	11
Okahumpka, Lake	11
San Mateo, Putnam	10
Missing, Liberty	10
Anthony, Marion	10
Carrabelle, Franklin	10
Kissimmee, Orange	10
Missing, Suwannee	10
Sumterville, Sumter	10
Village Of Palmetto Bay, Dade	10
West Park, Broward	10
Fort Denaud, Hendry	10
Hollister, Putnam	10
Missing, Gilchrist	10
Placida, Charlotte	10
Nocatee, Desoto	10
Holmes Beach, Manatee	10
Missing, Okeechobee	9
Missing, Holmes	9
Ona, Hardee	9

COVID-19: characteristics of 278,667 Florida resident cases

Data through Jul 12, 2020 verified as of Jul 13, 2020 at 09:25 AM

Data in this report are provisional and subject to change.

The table below includes the cities and counties of residence for cases in Florida residents based on the patient's ZIP Code.

Note that city is not always received as part of the initial notification and may be missing while the case is being investigated.

City and county	Cases
Lake Suzy, Desoto	9
Longboat Key, Manatee	9
Baldwin, Duval	9
Barefoot Bay, Brevard	9
Golden Beach, Dade	9
Sopchoppy, Wakulla	9
Fountain, Bay	9
Waverly, Polk	9
Winter Park, Seminole	8
Fruit Cove, St. Johns	8
Oak Hill, Volusia	8
Tierra Verde, Pinellas	8
Missing, Glades	8
Balm, Hillsborough	8
Goulds, Dade	8
Paisley, Lake	8
Sun City, Hillsborough	8
Heathrow, Seminole	8
Waldo, Alachua	8
Kindred, Osceola	8
Callaway, Bay	8
Bay Harbor Islands, Dade	8
Altoona, Lake	7
Dania Beach, Broward	7
Treasure Island, Pinellas	7
Bayonet Point, Pasco	7
Mangonia Park, Palm Beach	7
Santa Fe, Alachua	7
Ponce Inlet, Volusia	7
Caryville, Washington	7
Clarksville, Calhoun	7
Missing, Wakulla	7
Tice, Lee	7
Bellview, Escambia	7
Florahome, Putnam	7
Hampton, Bradford	7
Matlacha, Lee	7
Reunion, Osceola	7
Pensacola Beach, Santa Rosa	6
Unknown, Dade	6
Missing, Charlotte	6
Lutz, Pasco	6
Sebastian, Brevard	6
Pinetta, Madison	6
North Redington Beach, Pinellas	6
Terra Ceia, Manatee	6
Missing, Bradford	6
Harmony, Osceola	6
Tioga, Alachua	6
Venus, Highlands	6
Walnut Hill, Escambia	6
Missing, Dixie	6
Westville, Holmes	5
Inglis, Levy	5
Wahneta, Polk	5
Ocean Ridge, Palm Beach	5
Missing, Alachua	5
Georgetown, Putnam	5
Bascom, Jackson	5

COVID-19: characteristics of 278,667 Florida resident cases

Data through Jul 12, 2020 verified as of Jul 13, 2020 at 09:25 AM

Data in this report are provisional and subject to change.

The table below includes the cities and counties of residence for cases in Florida residents based on the patient's ZIP Code.

Note that city is not always received as part of the initial notification and may be missing while the case is being investigated.

City and county	Cases
Buena Ventura Lakes, Osceola	5
Holt, Okaloosa	5
Missing, Lafayette	5
Kinard, Calhoun	5
Brooker, Bradford	5
La Crosse, Alachua	5
Saint Pete Beach, Pinellas	5
Kathleen, Polk	5
Labelle, Glades	5
Long Boat Key, Manatee	4
Missing, Taylor	4
Penney Farms, Clay	4
Homeland, Polk	4
Lamont, Jefferson	4
Tyndall Air Force Base, Bay	4
Mango, Hillsborough	4
Mayport, Duval	4
Miami, Unknown	4
Siesta Key, Sarasota	4
Highland City, Polk	4
Kenansville, Osceola	4
Northdale, Hillsborough	4
Lehigh, Lee	4
Destin, Walton	4
Tallevast, Manatee	4
Indian Lake Estates, Polk	4
Hiawassee, Orange	4
Key Colony Beach, Monroe	4
Poinciana, Osceola	4
Wabasso, Indian River	3
Ybor City, Hillsborough	3
Lacoochee, Pasco	3
Eloise, Polk	3
Enterprise, Volusia	3
Hernando Beach, Hernando	3
Centerville, Leon	3
Saint Marks, Wakulla	3
Perrine, Dade	3
Nobleton, Hernando	3
Port Saint John, Brevard	3
Altamonte Springs, Orange	3
Missing, Franklin	3
Lorida, Highlands	3
Mayport Naval Housing, Duval	3
Hollywood, Unknown	3
Campbellton, Jackson	3
Cedar Key, Levy	3
City Of Sunrise, Broward	3
Dowling Park, Suwannee	3
Gulf Stream, Palm Beach	3
Elfers, Pasco	3
Perdido Key, Escambia	3
Oneco, Manatee	3
Westchase, Hillsborough	3
Ridge Manor, Pasco	3
Intercession City, Osceola	3
Captiva, Lee	3
Belleair Bluffs, Pinellas	3
Fort Lauderdale, Unknown	3

COVID-19: characteristics of 278,667 Florida resident cases

Data through Jul 12, 2020 verified as of Jul 13, 2020 at 09:25 AM

Data in this report are provisional and subject to change.

The table below includes the cities and counties of residence for cases in Florida residents based on the patient's ZIP Code.

Note that city is not always received as part of the initial notification and may be missing while the case is being investigated.

City and county	Cases
Missing, Union	3
Palm Shores, Brevard	3
Welaka, Putnam	3
Fort McCoy, Marion	3
Candler, Marion	3
Sydney, Hillsborough	3
Ponce De Leon, Walton	3
Azalea Park, Orange	3
East Lake, Marion	3
Cutler Ridge, Dade	3
Plymouth, Orange	3
Palma Sola, Manatee	3
Palmdale, Glades	3
Bonifay, Washington	3
Dinsmore, Duval	3
Ebro, Washington	3
Cloud Lake, Palm Beach	3
Alturas, Polk	2
Davenport, Osceola	2
Daytpma, Unknown	2
Forest City, Orange	2
Lake Harbor, Palm Beach	2
Paxton, Walton	2
Yankeetown, Levy	2
Crystal Springs, Pasco	2
Cudjoe Key, Monroe	2
Duette, Manatee	2
Bay Pines, Pinellas	2
Anna Maria, Manatee	2
Lealman, Pinellas	2
Missing, Hamilton	2
Maitland, Seminole	2
Madison, Unknown	2
Panacea, Wakulla	2
Bradley, Polk	2
Boca Grande, Lee	2
Graceville, Holmes	2
Fisher Island, Dade	2
Inlet Beach, Bay	2
Shady Grove, Taylor	2
Tangerine, Orange	2
Pembroke Park, Broward	2
Pine Hills, Orange	2
North Venice, Sarasota	2
Ferndale, Lake	2
Archer, Levy	2
Hawthorne, Putnam	2
Lockhart, Orange	2
Saint Lucie West, St. Lucie	2
University Park, Manatee	2
Valkaria, Brevard	2
West Villages, Sarasota	2
Nichols, Polk	2
Union Park, Orange	2
Fpo, Duval	2
Eaton Park, Polk	2
Braden River, Manatee	2
Miromar Lakes, Lee	2
Missing, Putnam	2

COVID-19: characteristics of 278,667 Florida resident cases

Data through Jul 12, 2020 verified as of Jul 13, 2020 at 09:25 AM

Data in this report are provisional and subject to change.

The table below includes the cities and counties of residence for cases in Florida residents based on the patient's ZIP Code.

Note that city is not always received as part of the initial notification and may be missing while the case is being investigated.

City and county	Cases
Mount Plymouth, Lake	2
Mulberry, Hillsborough	2
Leisure City, Dade	2
Lake Butler, Bradford	2
Miami, Martin	2
At Large, Broward	2
Celebration, Orange	2
Goodland, Collier	2
Durant, Hillsborough	2
West Delray Beach, Palm Beach	2
West Palm Beach, Unknown	2
Ponce De Leon, Holmes	2
Saint Leo, Pasco	2
Sand Lake, Orange	2
San Carlos Park, Lee	2
Rubonia, Manatee	2
Steinhatchee, Dixie	2
Pompano Beach, Unknown	2
Earleton, Alachua	2
Eatonville, Orange	2
Aloma, Orange	2
Branford, Lafayette	2
Longboat Key, Sarasota	2
Homosassa Springs, Citrus	2
Gulf Breeze, Escambia	2
Lamont, Taylor	2
Land O Lakes, Hillsborough	2
Maxville, Duval	2
Unknown, Seminole	2
Sugarloaf, Monroe	2
Venice, Manatee	1
Unknown, Volusia	1
Westville, Walton	1
Saint Johns, Duval	1
Pensacola Beach, Escambia	1
Pine Castle, Orange	1
Miccosukee, Leon	1
Milligan, Okaloosa	1
Miami, Lee	1
Homeless, Hillsborough	1
Homeless, Monroe	1
Homeless, Pinellas	1
Hutchinson Island, St. Lucie	1
Ft Pierce, St. Lucie	1
Glenwood, Volusia	1
Attached, Brevard	1
Alpharetta, Broward	1
Cypress, Jackson	1
Clarcona, Orange	1
Deltona, Seminole	1
Homosassa, Orange	1
Hudson, Pinellas	1
Jacksonville Naval Air Station, Duval	1
Jacksonville Naval Hospital, Duval	1
Gonzalez, Escambia	1
Mesa, Unknown	1
Cape Haze, Charlotte	1
Alva, Escambia	1
Bayou George, Bay	1

COVID-19: characteristics of 278,667 Florida resident cases

Data through Jul 12, 2020 verified as of Jul 13, 2020 at 09:25 AM

Data in this report are provisional and subject to change.

The table below includes the cities and counties of residence for cases in Florida residents based on the patient's ZIP Code.

Note that city is not always received as part of the initial notification and may be missing while the case is being investigated.

City and county	Cases
Davie, Unknown	1
Clearwater, Pasco	1
Clewiston, Palm Beach	1
Perth Amboy, Hillsborough	1
North Fort Myers, Charlotte	1
North Laud, Unknown	1
Sharpes, Brevard	1
Sorrento, Orange	1
Rivera Beach, Palm Beach	1
Sanford, Orange	1
Watersound, Bay	1
Uknown, Unknown	1
Unable To Obtain, Palm Beach	1
University Of Tampa, Hillsborough	1
Point Washington, Walton	1
Pasadena, Pinellas	1
Pensacola Naval Hospital, Escambia	1
West Hollywood, Broward	1
Unknown Out Of Area, Palm Beach	1
Unknown, Duval	1
Seacrest, Bay	1
Weston, Unknown	1
Winter Springs, Orange	1
El Jobean, Charlotte	1
Durango, Lee	1
Franklin, Orange	1
Haines City, Orange	1
Clearwater, Hillsborough	1
Austin, Dade	1
Apo, Collier	1
Astor, Volusia	1
Mcintosh, Marion	1
Mount Dora, Orange	1
New Church, Palm Beach	1
Jena, Taylor	1
Litchfield Park, Unknown	1
Lauderhill, Unknown	1
New Smyrna, Volusia	1
Miamksaohes, Dade	1
Indian River Shores, Indian River	1
Indian Rock Beach, Pinellas	1
Hillsboro Beach, Broward	1
Holder, Citrus	1
Miami Dade, Unknown	1
Cypress Gardens, Polk	1
Everglades National Park, Dade	1
Fanning Springs, Gilchrist	1
Fernandina, Nassau	1
University Of Miami, Dade	1
Unknown, Manatee	1
Virginia Gardens, Dade	1
Wakulla Springs, Wakulla	1
Twentynine Palms, Broward	1
Sarasota, Unknown	1
Salem, Taylor	1
Samoset, Manatee	1
South Palm Beach, Palm Beach	1
North Port, Manatee	1
Okeechobee, Martin	1

COVID-19: characteristics of 278,667 Florida resident cases

Data through Jul 12, 2020 verified as of Jul 13, 2020 at 09:25 AM

Data in this report are provisional and subject to change.

The table below includes the cities and counties of residence for cases in Florida residents based on the patient's ZIP Code.

Note that city is not always received as part of the initial notification and may be missing while the case is being investigated.

City and county	Cases
Pooler, Broward	1
Palma Ceia, Hillsborough	1
Windermere, Unknown	1
Xifamk, Dade	1
West Bradenton, Manatee	1
Wintergarden, Orange	1
Venice, Hillsborough	1
Unknown, Broward	1
Seven Springs, Pasco	1
Tallahassee, Unknown	1
The Villages, Marion	1
River Ranch, Polk	1
Port Everglades, Broward	1
Quail Heights, Dade	1
Ramrod Key, Monroe	1
Palm Beach Shores, Palm Beach	1
Orlando, Columbia	1
Loxahatchee Groves, Palm Beach	1
Laud-By-The-Sea, Broward	1
Lake Como, Putnam	1
Lake Monroe, Seminole	1
Jensen Beach, St. Lucie	1
Jupiter, Duval	1
Micco, Brevard	1
Boca Raton, Orange	1
Bagdad, Santa Rosa	1
Hallandale Beach, Unknown	1
Immokalee, Lee	1
Indian Shores, Pinellas	1
Okeechobee, St. Lucie	1
Oklawaha, Marion	1
Olustee, Baker	1
Orlando, Seminole	1
Miamf, Dade	1
Milton, Escambia	1
Parker, Bay	1
San Antonio, Unknown	1
Tampa, Pinellas	1
Unknown, Columbia	1
Unknown, Palm Beach	1
Watersound, Walton	1
Sewalls Point, Martin	1
South Daytona Beach, Volusia	1
Sunny Hills, Washington	1
Switzerland, St. Johns	1
Tampa Palms, Hillsborough	1
Wesley Chapel, Alachua	1
Tewksbury, Orange	1
Jacksonville, Unknown	1
Laurel, Sarasota	1
Leesburg, Sumter	1
Manalapan, Palm Beach	1
Fl, Dade	1
Fellsmele, Brevard	1
Estero, Collier	1
Hallandale Beach, Broward	1
Florence Villa, Polk	1
Buckingham, Lee	1
Bay Lake, Orange	1

COVID-19: characteristics of 278,667 Florida resident cases

Data through Jul 12, 2020 verified as of Jul 13, 2020 at 09:25 AM

Data in this report are provisional and subject to change.

The table below includes the cities and counties of residence for cases in Florida residents based on the patient's ZIP Code.

Note that city is not always received as part of the initial notification and may be missing while the case is being investigated.

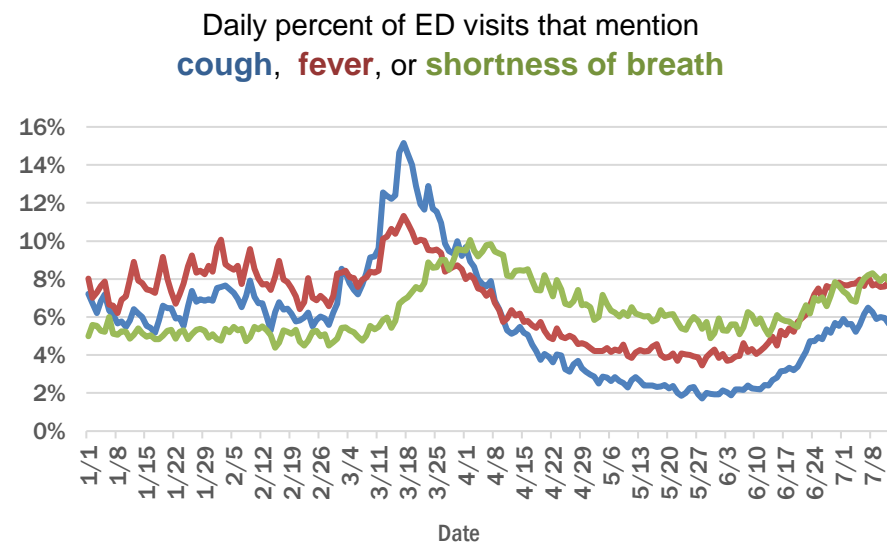
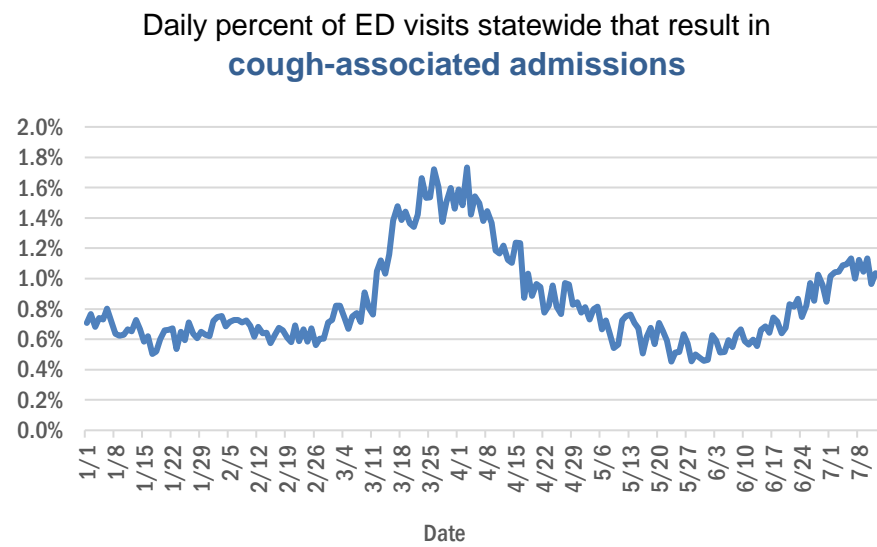
City and county	Cases
Beverly Beach, Flagler	1
Aollywoss, Dade	1
Arnondale, Hillsborough	1
Cortez, Manatee	1
Clermont, Orange	1
Clermont, Polk	1
Doctors Inlet, Clay	1
Orlando, Orange	1
Ocala, Unknown	1
Ocean Breeze, Martin	1
Saint Cloud, Manatee	1
Redington Beach, Pinellas	1
Tampa, Orange	1
South Fort Myers, Lee	1
University Of Central Fl, Orange	1
Valrico, Orange	1
Town N Country, Hillsborough	1
Trilby, Pasco	1
Winterpark, Unknown	1
Wewahitchka, Calhoun	1
Live Oak, Columbia	1
Long Key, Monroe	1
Mexico Beach, Bay	1
Hurlburt Field, Okaloosa	1
Gibsonia, Polk	1
Greenacres, Unknown	1
Apopka, Unknown	1
Alligator Point, Wakulla	1
Bayshore Gardens, Manatee	1
Bonita Springs, Collier	1
Everett, Dade	1
Everglades City, Collier	1
Fort Charlotte, Charlotte	1
Daytona Beach Shores, Volusia	1
Doral, Broward	1
Woodville, Leon	1
Wimauma, Manatee	1
Palm Coast, Orange	1
Saint Cloud, Orange	1
Saint Petersburg, Dade	1
Scottsmoor, Brevard	1
Logwood, Seminole	1
Loughman, Polk	1
Orlando, Brevard	1
Fruitland Park, Sumter	1
Gastonia, Polk	1
Goldenrod, Seminole	1
Green Acres, Palm Beach	1
Lake City, Suwannee	1
Darien, Pasco	1
Bostwick, Putnam	1
Bartow, Unknown	1
Champions Gate, Polk	1
Chokoloskee, Collier	1
Total	278,667

COVID-19: additional surveillance information

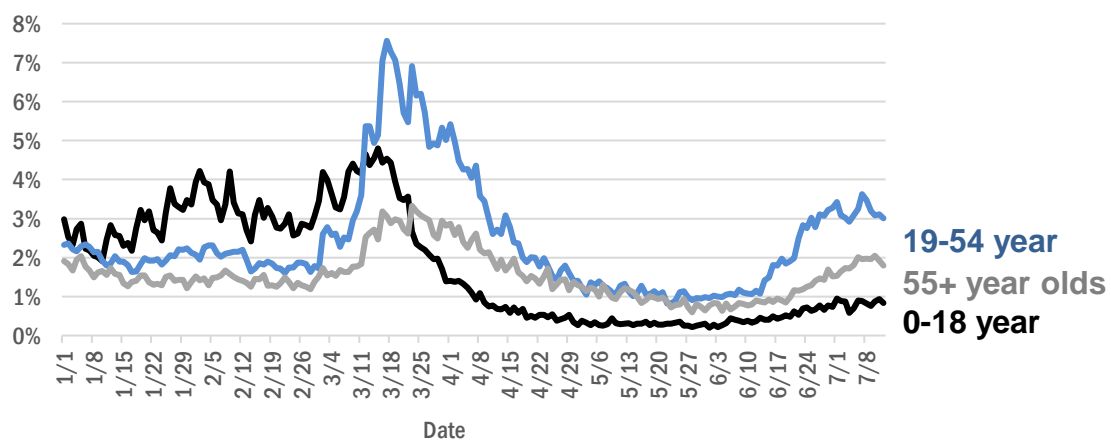
Data through Jul 12, 2020 verified as of Jul 13, 2020 at 09:25 AM

Data in this report are provisional and subject to change.

Statewide emergency department (ED) chief complaint and admission data



Daily percent of ED visits statewide that mention cough by age group



The Electronic Surveillance System for the Early Notification of Community-Based Epidemics (ESSENCE-FL) includes chief complaint data from 211 of 212 Florida EDs. Data are transmitted electronically to ESSENCE-FL daily or hourly.

COVID-19: All persons with tests reported

Data through Jul 12, 2020 verified as of Jul 13, 2020 at 09:25 AM

Data in this report are provisional and subject to change.

The table below includes persons with laboratory results that the Department of Health has received electronically or by mail/fax for Florida residents and non-Florida residents.

County	Awaiting testing	Inconclusive	Negative	Positive	Percent positive	Total tested
Dade	181	777	365,488	67,713	16%	433,978
Broward	49	223	245,459	31,484	11%	277,166
Palm Beach	186	332	165,966	21,806	12%	188,104
Hillsborough	151	200	149,017	19,828	12%	169,045
Orange	250	224	165,958	18,937	10%	185,119
Duval	98	185	127,922	13,370	9%	141,477
Pinellas	45	80	113,013	11,442	9%	124,535
Lee	17	25	67,986	10,344	13%	78,355
Polk	24	77	56,992	7,630	12%	64,699
Collier	136	40	37,258	6,465	15%	43,763
Manatee	2	34	51,420	5,266	9%	56,720
Seminole	28	41	44,048	4,466	9%	48,555
Osceola	62	78	33,223	4,442	12%	37,743
Escambia	15	14	41,905	4,335	9%	46,254
Pasco	42	33	43,508	4,060	9%	47,601
Volusia	16	52	47,215	3,972	8%	51,239
Brevard	5	72	57,483	3,510	6%	61,065
Sarasota	18	19	45,465	3,219	7%	48,703
St. Lucie	186	33	26,340	3,061	10%	29,434
Martin	38	29	17,561	2,864	14%	20,454
Lake	48	29	41,707	2,645	6%	44,381
Leon	12	81	37,380	2,448	6%	39,909
Alachua		13	49,608	2,173	4%	51,794
St. Johns	67	29	25,575	1,905	7%	27,509
Marion	118	17	29,450	1,642	5%	31,109
Clay	10	11	21,472	1,557	7%	23,040
Okaloosa	29	22	17,193	1,385	7%	18,600
Santa Rosa	1	9	15,938	1,379	8%	17,326
Bay	2	26	11,278	1,322	10%	12,626
Indian River	28	11	17,562	1,259	7%	18,832
Hendry	1	10	5,073	1,241	20%	6,324
Charlotte	8	12	15,169	1,158	7%	16,339
Hernando	3	4	12,403	909	7%	13,316
Desoto	7	10	5,250	886	14%	6,146
Putnam	2	6	8,083	775	9%	8,864
Suwannee		2	4,357	750	15%	5,109
Sumter	25	11	11,853	679	5%	12,543
Jackson	3	11	5,931	632	10%	6,574
Gadsden	1	15	6,521	615	9%	7,151
Monroe	38	2	7,380	611	8%	7,993
Hardee		1	2,700	607	18%	3,308
Columbia	3	6	7,032	589	8%	7,627
Walton		4	4,545	582	11%	5,131
Citrus	5	8	12,194	577	5%	12,779
Okeechobee	1	7	4,041	566	12%	4,614
Highlands	5	19	10,570	557	5%	11,146
Nassau	10	8	9,334	546	6%	9,888
Flagler	3	15	9,770	509	5%	10,294

COVID-19: All persons with tests reported

Data through Jul 12, 2020 verified as of Jul 13, 2020 at 09:25 AM

Data in this report are provisional and subject to change.

The table below includes persons with laboratory results that the Department of Health has received electronically or by mail/fax for Florida residents and non-Florida residents.

County	Awaiting testing	Inconclusive	Negative	Positive	Percent positive	Total tested
Hamilton	1	1	2,856	434	13%	3,291
Madison	1	6	2,655	367	12%	3,028
Unknown		18	3,315	318	9%	3,651
Liberty		2	2,345	276	11%	2,623
Levy		7	3,788	273	7%	4,068
Holmes	1	6	2,574	229	8%	2,809
Glades		2	576	209	27%	787
Washington	3	1	2,113	191	8%	2,305
Baker	7		2,985	175	6%	3,160
Calhoun	1	6	1,129	162	12%	1,297
Bradford	1	3	3,039	144	5%	3,186
Gilchrist		5	2,542	143	5%	2,690
Taylor		3	1,635	143	8%	1,781
Wakulla		3	2,829	137	5%	2,969
Dixie		1	1,568	117	7%	1,686
Union			2,549	114	4%	2,663
Gulf		4	2,300	98	4%	2,402
Jefferson		1	1,449	87	6%	1,537
Lafayette		2	644	56	8%	702
Franklin	1	1	1,652	44	3%	1,697
Total	1,995	3,039	2,357,139	282,435	11%	2,642,613

COVID-19: testing by laboratory

Data through Jul 12, 2020 verified as of Jul 13, 2020 at 09:25 AM

Data in this report are provisional and subject to change.

The numbers in the table below represent the number for whom test results were received by the Department of Health. A person can be tested by more than one laboratory and can have both positive and negative results. **Therefore, the sum of the numbers in each column will be larger than the total number of people tested.**

Reporting lab	Inconclusive	Negative	Positive	Percent positive	Total
QUEST DIAGNOSTICS - TAMPA	1,549	471,091	57,511	11%	530,151
LABORATORY CORPORATION OF AMERICA	408	388,505	51,615	12%	440,528
BIO REFERENCE LABORATORIES, INC	1,805	307,058	47,465	13%	356,328
GENETWORX	654	243,259	18,442	7%	262,355
REALTOX LABS LLC	773	115,971	12,683	10%	129,427
NORTHWEST LABORATORY	75	101,291	2,657	3%	104,023
ADVENT HEALTH LAB	93	91,600	10,900	11%	102,593
CURATIVE_LABS	937	57,302	1,660	3%	59,899
MAYO CLINIC LABORATORIES	71	44,478	3,556	7%	48,105
MEDICAL DIAGNOSTIC LABORATORIES	274	42,578	4,854	10%	47,706
KORVALABS, INC	260	43,298	1,161	3%	44,719
BIOCOLLECTIONS WORLDWIDE, INC	50	38,690	5,630	13%	44,370
BAYCARE LABORATORIES LLC	138	39,507	3,708	9%	43,353
MEMORIAL REGIONAL HOSPITAL SOUTH	15	35,584	7,348	17%	42,947
QUEST DIAGNOSTICS NICHOLS INSTITUTE, INC.	119	38,107	4,040	10%	42,266
ORLANDO REG MED CENTER CLINICAL LAB	296	32,557	3,543	10%	36,396
SACRED HEART HOSPITAL LABORATORY	2	32,931	2,883	8%	35,816
TAMPA GENERAL HOSPITAL	4	30,004	2,022	6%	32,030
TESTING MATTERS INC		27,673	3,593	11%	31,266
BPHL-JACKSONVILLE	7	26,333	4,595	15%	30,935
UF PATHLABS	33	29,849	810	3%	30,692
DIATHERIX LABORATORIES		26,228	2,934	10%	29,162
JACKSON MEMORIAL HOSPITAL CLINICAL LAB	75	22,451	4,521	17%	27,047
ARUP LABORATORIES		24,132	1,450	6%	25,582
VIRACOR-EUROFINS LABORATORIES		19,031	5,881	24%	24,912
BPHL-MIAMI	165	18,034	3,259	15%	21,458
SHANDS AT THE UNIVERSITY OF FLORIDA	3	17,473	670	4%	18,146
BPHL-TAMPA (SPECTRUM BLVD)	43	15,783	2,179	12%	18,005
AIT LABORATORIES		14,454	1,504	9%	15,958
LAKELAND REGIONAL MEDICAL CENTER	27	13,042	1,253	9%	14,322
ST VINCENT'S MEDICAL CENTER - RIVERSIDE	1	13,011	1,236	9%	14,248
CAPE CORAL HOSPITAL CLINICAL LABORATORY		12,086	2,080	15%	14,166
WALGREENS	9	12,051	1,811	13%	13,871
BROWARD GENERAL MEDICAL CENTER-CLINICAL LAB	2	10,889	1,228	10%	12,119
STATLAB_MOBILE		10,067	678	6%	10,745
BAPTIST HOSPITAL OF MIAMI CLINICAL LABORATORY	5	9,190	1,521	14%	10,716
SHANDS JACKSONVILLE MEDICAL CENTER INC	29	9,225	589	6%	9,843
CLEVELAND CLINIC HOSPITAL LAB	3	8,823	756	8%	9,582
FLORIDA HOSPITAL - TAMPA	5	8,590	674	7%	9,269
BAPTIST MEDICAL CENTER JACKSONVILLE	1	8,693	493	5%	9,187
ADVENTHEALTH DAYTONA BEACH	12	8,586	518	6%	9,116
NAPLES COMMUNITY HOSPITAL	10	8,266	782	9%	9,058
ST JOSEPHS HOSPITAL LABORATORY	6	7,202	796	10%	8,004
LABCORP BURLINGTON (ELR)	2	7,422	212	3%	7,636
PALMETTO GENERAL HOSPITAL LAB	2	5,899	1,652	22%	7,553
INTEGRATED REGIONAL LABORATORIES LLP		6,425	909	12%	7,334
REAL DIAGNOSTICS	77	6,449	465	7%	6,991

COVID-19: testing by laboratory

Data through Jul 12, 2020 verified as of Jul 13, 2020 at 09:25 AM

Data in this report are provisional and subject to change.

The numbers in the table below represent the number for whom test results were received by the Department of Health. A person can be tested by more than one laboratory and can have both positive and negative results. **Therefore, the sum of the numbers in each column will be larger than the total number of people tested.**

Reporting lab	Inconclusive	Negative	Positive	Percent positive	Total
MOUNT SINAI MEDICAL CENTER	2	6,307	594	9%	6,903
MORTON PLANT HOSPITAL-ADLER INSTITUTE	6	6,349	459	7%	6,814
JFK MEDICAL CENTER LAB		5,523	988	15%	6,511
SOUTH MIAMI HOSPITAL LAB	8	5,544	761	12%	6,313
SARASOTA MEMORIAL HOSPITAL MAIN LAB	12	5,834	462	7%	6,308
TALLAHASSEE MEMORIAL HOSPITAL	1	5,829	359	6%	6,189
SAINT MARY'S MEDICAL CENTER	6	5,196	756	13%	5,958
MEMORIAL REGIONAL HOSPITAL CLINICAL LABORATORY	5	5,454	406	7%	5,865
NORTH FLORIDA REGIONAL MEDICAL CENTER		5,258	349	6%	5,607
BRANDON REGIONAL HOSPITAL		4,676	762	14%	5,438
WELLINGTON REGIONAL MED CTR LAB	3	4,712	712	13%	5,427
FLORIDA HOSPITAL WATERMAN LABORATORY	9	5,000	332	6%	5,341
INDIAN RIVER MEDICAL CENTER LAB		5,045	212	4%	5,257
ELABNETWORK	1	4,662	495	10%	5,158
LARKIN COMMUNITY HOSPITAL	10	4,260	757	15%	5,027
NICKLAUS CHILDREN'S HOSPITAL	9	4,109	556	12%	4,674
BAPTIST HOSPITAL OF MIAMI MOLECULAR DIAGNOSTICS	41	4,069	488	11%	4,598
JUPITER MEDICAL CENTER LAB	7	3,985	585	13%	4,577
HOMESTEAD HOSPITAL CLINICAL LABORATORY		3,615	847	19%	4,462
ST ANTHONY'S HOSPITAL LAB	9	3,945	505	11%	4,459
ECCO LAB GROUP CO	119	3,504	817	18%	4,440
DELRAY MEDICAL CENTER	2	3,937	500	11%	4,439
AEGIS SCIENCES CORPORATION	26	4,212	192	4%	4,430
ARNOLD PALMER MEDICAL CENTER CLINICAL LAB		4,075	72	2%	4,147
WEST KENDALL BAPTIST HOSPITAL LABORATORY	2	3,330	670	17%	4,002
MEMORIAL HOSPITAL JACKSONVILLE	8	3,284	709	18%	4,001
WINTER HAVEN HOSPITAL CLINICAL LABORATORY	1	3,360	567	14%	3,928
ST JOSEPHS HOSPITAL SOUTH LABORATORY	3	3,342	465	12%	3,810
MEASE COUNTRYSIDE LAB		3,325	313	9%	3,638
OSCEOLA REGIONAL MEDICAL CENTER	1	3,085	501	14%	3,587
GOOD SAMARITAN MEDICAL CENTER LAB	1	2,989	538	15%	3,528
GULF COAST MEDICAL CENTER MICROLAB		2,580	820	24%	3,400
NEW YORK STATE ELR - SUNRISE MEDICAL LABORATORIES		3,288	77	2%	3,365
ORANGE PARK MEDICAL CENTER	4	2,726	632	19%	3,362
QUEST DIAGNOSTICS NICHOLS INSTITUTE - SJC (ELR)	4	2,966	386	12%	3,356
BAPTIST MEDICAL CENTER SOUTH		3,117	229	7%	3,346
LAWNWOOD REGIONAL MEDICAL CENTER		2,780	359	11%	3,139
MEMORIAL HOSPITAL WEST LABORATORY SERVICES	7	2,840	281	9%	3,128
MANATEE MEMORIAL HOSPITAL		2,735	296	10%	3,031
FLORIDA HOSPITAL HEARTLAND MED CTR CLINICAL LAB	1	2,828	180	6%	3,009
WEST BOCA MEDICAL CENTER LAB		2,689	291	10%	2,980
WESTSIDE REGIONAL MED CTR	1	2,468	441	15%	2,910
Lee Memorial Hospital		2,391	506	17%	2,897
CLEVELAND CLINIC MARTIN SOUTH HOSPITAL		2,656	228	8%	2,884

COVID-19: testing by laboratory

Data through Jul 12, 2020 verified as of Jul 13, 2020 at 09:25 AM

Data in this report are provisional and subject to change.

The numbers in the table below represent the number for whom test results were received by the Department of Health. A person can be tested by more than one laboratory and can have both positive and negative results. **Therefore, the sum of the numbers in each column will be larger than the total number of people tested.**

Reporting lab	Inconclusive	Negative	Positive	Percent positive	Total
HEALTH PARK MEDICAL CENTER CLINICAL LAB		2,309	572	20%	2,881
HALIFAX MEDICAL CENTER LAB	3	2,476	347	12%	2,826
AVENTURA HOSPITAL LAB		2,125	697	25%	2,822
BROWARD HEALTH NORTH CLINICAL LABORATORY		2,477	342	12%	2,819
MOFFITT CANCER CENTER	5	2,777	20	1%	2,802
FLORIDA HOSPITAL WESLEY CHAPEL	1	2,569	232	8%	2,802
PALM BEACH GARDENS MEDICAL CTR LAB		2,519	263	9%	2,782
NCH NORTH NAPLES HOSPITAL LAB		2,494	286	10%	2,780
NORTH SHORE MEDICAL CENTER		2,118	618	23%	2,736
DOCTORS HOSPITAL	2	2,214	505	19%	2,721
MERCY HOSPITAL A CAMPUS OF PLANTATION GEN HOSP LAB		2,127	594	22%	2,721
CORAL SPRINGS MED CTR		2,487	229	8%	2,716
CORAL GABLES HOSPITAL CLINICAL LABORATORY		2,148	563	21%	2,711
LARGO MEDICAL CENTER		2,340	339	13%	2,679
BAPTIST HOSPITAL LABORATORY	4	2,331	324	12%	2,659
WEST FLORIDA HOSPITAL LAB		2,135	481	18%	2,616
OAK HILL HOSPITAL		2,421	189	7%	2,610
MARTIN HOSPITAL SOUTH LAB		2,504	90	3%	2,594
PALMS WEST HOSPITAL LAB		2,078	508	20%	2,586
BETHESDA HOSPITAL EAST		2,273	257	10%	2,530
FLORIDA HOSPITAL ZEPHYRHILLS		2,345	152	6%	2,497
NORTHWEST MEDICAL CENTER		1,937	442	19%	2,379
FLORIDA HOSPITAL FLAGLER	2	2,218	123	5%	2,343
BLAKE MEDICAL CENTER		1,922	347	15%	2,269
FLORIDA MEDICAL CENTER - A CAMPUS OF NORTH SHORE	2	1,868	354	16%	2,224
REGIONAL MEDICAL CENTER BAYONET POINT	1	2,023	136	6%	2,160
NEMOURS CHILDRENS HOSPITAL		2,094	42	2%	2,136
Capital Regional Medical Ctr		1,758	315	15%	2,073
FLORIDA HOSPITAL OF CARROLLWOOD		1,773	274	13%	2,047
MARTIN MEMORIAL HEALTH SYSTEM LABORATORY		1,880	154	8%	2,034
MORTON PLANT-MEASE		1,878	132	7%	2,010
MEDICAL CENTER OF TRINITY CLINICAL LABORATORY		1,731	276	14%	2,007
ST JOSEPHS NORTH HOSPITAL LAB		1,780	210	11%	1,990
NORTHSIDE HOSPITAL AND HEART INSTITUTE		1,701	280	14%	1,981
IMPERIAL POINT MEDICAL CENTER		1,798	171	9%	1,969
CARDIOTROPIC LABS		1,492	391	21%	1,883
BAPTIST MEDICAL CENTER - BEACHES		1,768	101	5%	1,869
PLANTATION GENERAL HOSPITAL		1,431	433	23%	1,864
QUEST DIAGNOSTICS - WEST HILLS	2	1,782	60	3%	1,844
OCALA REGIONAL MEDICAL CENTER		1,690	130	7%	1,820
FLORIDA HOSPITAL DELAND		1,523	253	14%	1,776
DR. P. PHILLIPS HOSPITAL		1,746	28	2%	1,774
LAKESIDE RANCH MEDICAL CENTER		1,609	141	8%	1,750
LAKE CITY MEDICAL CENTER		1,419	324	19%	1,743
WESTCHESTER HOSPITAL	11	1,416	262	16%	1,689

COVID-19: testing by laboratory

Data through Jul 12, 2020 verified as of Jul 13, 2020 at 09:25 AM

Data in this report are provisional and subject to change.

The numbers in the table below represent the number for whom test results were received by the Department of Health. A person can be tested by more than one laboratory and can have both positive and negative results. **Therefore, the sum of the numbers in each column will be larger than the total number of people tested.**

Reporting lab	Inconclusive	Negative	Positive	Percent positive	Total
SOUTH FLORIDA BAPTIST HOSPITAL MICRO	1	1,420	220	13%	1,641
CENTRAL FLORIDA REGIONAL HOSPITAL		1,436	201	12%	1,637
SOUTH LAKE HOSPITAL CLINICAL LAB		1,582	26	2%	1,608
ST LUCIE MEDICAL CENTER		1,361	238	15%	1,599
GULF COAST MEDICAL CENTER LAB		1,343	189	12%	1,532
OPTEO LABORATORY		1,500	24	2%	1,524
MEMORIAL HOSPITAL- MIRAMAR	7	1,366	107	7%	1,480
APPLIED INGENUITY DIAGNOSTICS LLC		1,426	44	3%	1,470
BAPTIST MEDICAL CENTER - NASSAU		1,393	58	4%	1,451
FLORIDA HOSPITAL NORTH PINELLAS	5	1,348	92	6%	1,445
MEMORIAL HOSPITAL MICRO		1,256	131	9%	1,387
LEESBURG REGIONAL MEDICAL CENTER		1,264	121	9%	1,385
LEE HEALTH COCONUT POINT CLINICAL LAB	1	1,141	238	17%	1,380
POINCIANA MEDICAL CENTER		1,023	335	25%	1,358
PHYSICIANS REGIONAL MEDICAL CENTER - PINE RIDGE RD		1,105	234	17%	1,339
ST VINCENT'S MEDICAL CENTER - SOUTHSIDE		1,306	25	2%	1,331
UNIVERSITY HOSPITAL AND MEDICAL CENTER		1,039	289	22%	1,328
HIALEAH HOSPITAL	3	939	340	27%	1,282
QUEST DIAGNOSTICS	2	1,057	217	17%	1,276
MEMORIAL HOSPITAL PEMBROKE	2	1,138	128	10%	1,268
WEST PALM HOSPITAL LAB		1,094	167	13%	1,261
UNIVERSITY OF MIAMI HOSPITAL	5	822	426	34%	1,253
ST PETERSBURG GENERAL HOSPITAL		898	351	28%	1,249
WEST MARION COMMUNITY HOSPITAL LAB		1,150	80	7%	1,230
MEASE DUNEDIN HOSPITAL		1,121	104	8%	1,225
CITRUS MEMORIAL HOSPITAL LABORATORY		1,181	26	2%	1,207
CLINICORE LABS		1,112	88	7%	1,200
SOUTH SEMINOLE HOSPITAL LABORATORY		1,168	27	2%	1,195
FORT WALTON BEACH MEDICAL CENTER		1,052	123	10%	1,175
QUEST DIAGNOSTICS LENEXA	2	1,111	56	5%	1,169
OVIEDO MEDICAL CENTER		991	175	15%	1,166
VISTA CLINICAL		743	417	36%	1,160
DOCTORS HOSPITAL OF SARASOTA CLINICAL LABORATORY		1,043	100	9%	1,143
BAPTIST NORTH EMERGENCY CENTER		784	320	29%	1,104
BAYFRONT MEDICAL CENTER		814	252	24%	1,066
MEDCOMP SCIENCES LLC	18	784	252	24%	1,054
PALMS OF PASADENA HOSPITAL		904	132	13%	1,036
FLORIDA HOSPITAL FISH MEMORIAL		853	163	16%	1,016
MILLENNIUM PHYSICIAN GROUP		821	177	18%	998
LMHS		901	75	8%	976
LOWER KEYS MEDICAL CENTER		925	50	5%	975
QUEST NEW ENGLAND	1	928	36	4%	965
QUEST DIAGNOSTICS - MIRAMAR	6	284	645	69%	935
SOUTH BAY HOSPITAL MICRO		802	126	14%	928
ORLANDO VA MEDICAL CENTER		852	73	8%	925
RAULERSON HOSPITAL		765	129	14%	894
VIKOR SCIENTIFIC	2	601	267	31%	870

COVID-19: testing by laboratory

Data through Jul 12, 2020 verified as of Jul 13, 2020 at 09:25 AM

Data in this report are provisional and subject to change.

The numbers in the table below represent the number for whom test results were received by the Department of Health. A person can be tested by more than one laboratory and can have both positive and negative results. **Therefore, the sum of the numbers in each column will be larger than the total number of people tested.**

Reporting lab	Inconclusive	Negative	Positive	Percent positive	Total
BARTOW REGIONAL MEDICAL CENTER	1	733	122	14%	856
QUEST DIAGNOSTICS - ATLANTA		719	121	14%	840
PHYSICIANS REGIONAL MEDICAL CENTER - COLLIER BLVD	1	703	134	16%	838
PUTNAM COMMUNITY MEDICAL CENTER		740	78	10%	818
BMCT Molecular Diagnostics Subsection		651	166	20%	817
THE VILLAGES REGIONAL HOSPITAL		753	55	7%	808
ST VINCENTS CLAY COUNTY		774	22	3%	796
FLORIDA HOSPITAL ORLANDO		745	38	5%	783
TWIN CITIES HOSPITAL		730	48	6%	778
CLEVELAND CLINIC TRADITION HOSPITAL		682	91	12%	773
ADVENTHEALTH OCALA LABORATORY		684	68	9%	752
BETHESDA HOSPITAL WEST		673	44	6%	717
SYNERGY LABORATORIES	1	664	37	5%	702
CLEVELAND CLINIC MARTIN NORTH HOSPITAL		586	104	15%	690
LAKESIDE MEDICAL CENTER		438	246	36%	684
QUEST DIAGNOSTICS INFECTIOUS DISEASE INC		282	379	57%	661
HIGHLANDS REGIONAL MEDICAL CENTER		609	49	7%	658
ENGLEWOOD COMMUNITY HOSPITAL		580	36	6%	616
VISTA CLINICAL DIAGNOSTICS		356	255	42%	611
AVENTUS BIOLABS	1	378	231	38%	610
CAPSTONE HEALTHCARE		403	195	33%	598
GULF BREEZE HOSPITAL LAB	1	523	63	11%	587
AMERICAN HEALTH ASSOCIATES	5	304	272	47%	581
SACRED HEART-EMERALD COAST		448	76	15%	524
ORLANDO HEALTH		10	512	98%	522
EGLIN AIRFORCE BASE LAB		477	38	7%	515
MAKO MEDICAL LABORATORIES	8	209	293	57%	510
BAPTIST EMERGENCY CENTER OAKLEAF		431	75	15%	506
ACCESS MEDICAL LABORATORIES		196	293	60%	489
ACCESSDX	2	245	235	49%	482
MARINERS HOSPITAL		394	53	12%	447
LAB24 INC			446	100%	446
MARTIN MEMORIAL HEALTH SYSTEMS LABORATORY		407	33	8%	440
BAPTIST HEALTH EMERGENCY CENTER COUNTRY WALK		388	45	10%	433
VAMC ORLANDO		296	133	31%	429
PATIENTS CHOICE LABORATORIES		175	246	58%	421
BAPTIST EMERGENCY CENTER CLAY		383	37	9%	420
QUEST DIAGNOSTICS WOOD DALE		379	36	9%	415
LEE MEMORIAL HOSPITAL LAB			405	100%	405
QUEST	1	71	315	81%	387
PANCARE OF FLORIDA, INC			384	100%	384
SUNPATH MEDICAL DIAGNOSTICS LABORATORY		336	46	12%	382
QUEST DIAGNOSTICS NICHOLS INSTITUTE	5	349	15	4%	369
QUEST DIAGNOSTICS - IRVING	6	201	150	42%	357
NCH HEALTHCARE SYSTEM MICROBIOLOGY LAB		1	347	100%	348
JACKSON HOSPITAL LAB		310	27	8%	337
AVERO DIAGNOSTICS - IRVING		299	30	9%	329

COVID-19: testing by laboratory

Data through Jul 12, 2020 verified as of Jul 13, 2020 at 09:25 AM

Data in this report are provisional and subject to change.

The numbers in the table below represent the number for whom test results were received by the Department of Health. A person can be tested by more than one laboratory and can have both positive and negative results. **Therefore, the sum of the numbers in each column will be larger than the total number of people tested.**

Reporting lab	Inconclusive	Negative	Positive	Percent positive	Total
BARDMOOR LABORATORY		284	38	12%	322
LABCORP RTP	1	39	275	87%	315
SOUTHEAST ALABAMA MEDICAL CENT		296	18	6%	314
TAMPA COMMUNITY HOSPITAL		195	116	37%	311
DAVITA LABS		283	26	8%	309
NCH NORTHEAST		210	94	31%	304
MEMORIAL PEMBROKE 24/7 CARE CENTER		227	72	24%	299
APPLIED INGENUITY DIAGNOSTICS		272	26	9%	298
HEALTHQUEST ESOTERICS		63	234	79%	297
CLARITY LABS		246	48	16%	294
BIO COLLECTIONS INC	1	151	137	47%	289
PATHNOSTICS		21	258	92%	279
PATIENTS FIRST - MAHAN DRIVE		161	113	41%	274
DYNIX DIAGNOSTICS		185	77	29%	262
ECCOLAB GROUP	1	73	176	70%	250
JACKSON HOSPITAL CLINICAL LABORATORY		210	37	15%	247
NEW YORK STATE ELR - NORTH SHORE LONG ISLAND JEWISH HEALTH		224	18	7%	242
NEW YORK STATE ELR - LENCO MEDICAL LABORATORY		229	12	5%	241
PWN HEALTH		89	144	62%	233
MAKO GENOMICS		218	11	5%	229
ADVANCE MEDICAL OF NAPLES			228	100%	228
BIOREFERENCE LABORATORIES		22	205	90%	227
PHYSICIANS STAT LAB		132	95	42%	227
UAB HIGHLANDS LABORATORY		216			216
BOSTON HEART DIAGNOSTICS CORP		206	10	5%	216
GENESIS REFERENCE LABORATORIES		1	210	100%	211
LUMINUS DIAGNOSTICS		144	66	31%	210
NEW YORK STATE ELR - DEPARTMENT OF CLINICAL LABS		196	4	2%	200
NCF DIAGNOSTICS & DNA TECHNOLOGIES	9	14	176	88%	199
MARTIN MEMORIAL LABORATORY AT ST LUCIE WEST		172	27	14%	199
MEDSCAN LABORATORY INC		136	62	31%	198
CORE DIAGNOSTIC LABORATORIES LLC		173	23	12%	196
NONE		113	81	42%	194
INFORM DIAGNOSTICS		189	2	1%	191
MILLENNIUM PATHOLOGY			188	100%	188
NIGHT LITE PEDIATRICS		100	87	47%	187
THERADOC		149	37	20%	186
FLO-MEDILAB SERVICES		80	106	57%	186
LABCORP		18	166	90%	184
LAB CORP		59	112	65%	171
HENDRY REGIONAL MEDICAL CENTER		2	164	99%	166
ST CLOUD REGIONAL MEDICAL CENTER		126	36	22%	162
ORLANDO VAMC		79	68	46%	147
BAPTIST MD ANDERSON CANCER CENTER		147			147
GENESIS MEDICAL LABORATORY MIAMI FL.		78	68	47%	146
TENNESSEE DOH - NASHVILLE	1	130	13	9%	144
NEW YORK STATE ELR - NYU HOSPITALS CENTER CLINICAL LABORATORIES		136	6	4%	142

COVID-19: testing by laboratory

Data through Jul 12, 2020 verified as of Jul 13, 2020 at 09:25 AM

Data in this report are provisional and subject to change.

The numbers in the table below represent the number for whom test results were received by the Department of Health. A person can be tested by more than one laboratory and can have both positive and negative results. **Therefore, the sum of the numbers in each column will be larger than the total number of people tested.**

Reporting lab	Inconclusive	Negative	Positive	Percent positive	Total
PATHGROUP LABS LLC		88	50	36%	138
PATIENT'S FIRST		3	133	98%	136
ORLANDO VETERANS AFFAIRS MEDICAL CENTER		32	101	76%	133
SANFORD REFERENCE LAB		131			131
NCH HEALTHCARE BONITA		92	39	30%	131
CURATIVE LABS		3	128	98%	131
MEMPHIS PATHOLOGY LABORATORY	1	124	5	4%	130
ASCEND CLINICAL		123	3	2%	126
BMHSI-AEL MICROBIOLOGY LABORATORY	2	102	20	16%	124
UNKNOWN		7	116	94%	123
NEW YORK STATE ELR - NEW YORK PRESBYTERIAN HOSPITAL CUMC CLINICAL		108	12	10%	120
EXPRESS GENE MOLECULAR DIAGNOSTIC LABORATORY		2	118	98%	120
MILLENNIUM PATHOLOGY/MICROBIOLOGY LABORATORY			120	100%	120
LABCORP TAMPA	1	16	101	86%	118
SMA SPECIALITY MEDICAL LAB		51	65	56%	116
QUALITOX LABORATORIES		96	19	17%	115
JAY HOSPITAL CLINICAL LABORATORY		99	15	13%	114
NEO GENOMICS - FORT MYERS		111	2	2%	113
ALLIED HEALTH FORT PIERCE		112			112
UAB UNIVERSITY OF ALABAMA HOSPITAL LAB		109	3	3%	112
INTEGRATED REGIONAL LABORATORIES		99	10	9%	109
FLORIDA HOSPITAL WAUCHULA		54	55	50%	109
LEHIGH REGIONAL MEDICAL CENTER LAB		95	12	11%	107
FLAGLER HOSPITAL	3	15	89	83%	107
SUNRISE MEDICAL LABORATORIES		78	29	27%	107
ASAP LAB LLC		90	17	16%	107
NORTH FLORIDA PEDIATRICS-TALLAHASSEE		93	13	12%	106
VAMC WEST PALM LAB			106	100%	106
LABTECH DIAGNOSTIC		83	21	20%	104
AVECINA MEDICAL OAKLEAF		7	96	93%	103
HOLY CROSS HOSPITAL LABORATORY			99	100%	99
STEWART REFERENCE LABORATORY			98	100%	98
BUREAU OF CLINICAL LABORATORIES		78	16	17%	94
JAMES A. HALEY VETERANS MICRO LAB			94	100%	94
DIAGNOSTIC SOLUTIONS		3	90	97%	93
Assurance Scientific Laboratories		73	20	22%	93
NEW YORK STATE ELR - NEW YORK HOSPITAL LABORATORIES		87	5	5%	92
PALM BEACH COUNTY HEALTH DEPT LAB		91	1	1%	92
IRL MARKET LAB		60	31	34%	91
UHEALTH CORAL GABLES/LENNAR MED CTR		85	6	7%	91
BAY PINES VAMC CLINICAL LABORATORY		1	90	99%	91
ROSEN MEDICAL CENTER		83	7	8%	90
SPARROW HEALTHCARE		1	87	99%	88
GENETWORKX		15	71	83%	86
HOLMES REGIONAL MEDICAL CENTER		3	81	96%	84
CENTRA CARE			83	100%	83
NEW YORK STATE ELR - MOUNT SINAI LABORATORY		76	7	8%	83

COVID-19: testing by laboratory

Data through Jul 12, 2020 verified as of Jul 13, 2020 at 09:25 AM

Data in this report are provisional and subject to change.

The numbers in the table below represent the number for whom test results were received by the Department of Health. A person can be tested by more than one laboratory and can have both positive and negative results. **Therefore, the sum of the numbers in each column will be larger than the total number of people tested.**

Reporting lab	Inconclusive	Negative	Positive	Percent positive	Total
VETERANS AFFAIRS MEDICAL CENTER LAB			82	100%	82
MICROGEN DX		1	80	99%	81
USAFSAM/PHE		23	55	71%	78
BIOCERNA LLC	2	58	18	23%	78
MILLENNIUM LAB SERVICES			73	100%	73
MAYO CLINIC LABS - ROCHESTER MAIN CAMPUS		71	1	1%	72
ADVENT HEALTH DAYTONA		1	70	99%	71
Highlands Regional Hospital		63	6	9%	69
CENTRAL FLORIDA HEALTH CARE		46	21	31%	67
FLORIDA HOSPITAL HEARTLAND MED CTR LAKE PLACID		50	13	21%	63
ST JUDE CHILDREN'S RESEARCH HOSPITAL		57	6	10%	63
DAVITA LABORATORY SERVICES		48	14	23%	62
FLORIDA COMMUNITY HEALTH CENTERS INC			61	100%	61
MEDICAL DIAGNOSTICS LABORATORIES,INC		15	46	75%	61
GESSLER CLINIC			60	100%	60
UR MEDICINE LABS- CENTRAL LABORATORY		60			60
HOLY CROSS HOSPITAL		1	57	98%	58
MARTIN MEMORIAL MEDICAL CENTER LAB		10	48	83%	58
AVERO DIAGNOSTICS		46	10	18%	56
NEW YORK STATE ELR - ENZO CLINICAL LABS INC		55	1	2%	56
GENE BY GENE			55	100%	55
P4 CLINICAL, LLC			55	100%	55
AVECINA MEDICAL SOUTHSIDE		29	24	45%	53
CURATIVE LABS INC			52	100%	52
BROWARD HEALTH MEDICAL CENTER		1	51	98%	52
VAMC LAKE CITY		51	1	2%	52
SARASOTA CO. HEALTH DEPT # 58		40	11	22%	51
CENTRACARE		1	50	98%	51
VAMC BAY PINES		1	49	98%	50
P4 DIAGNOSTIX LABORATORY NETWORK		1	48	98%	49
NEW YORK STATE ELR - WADSWORTH HEALTH CENTER		46	3	6%	49
NONA SCIENTIFIC			47	100%	47
BAPTIST HEALTH SOUTH FLORIDA		3	44	94%	47
MILLENIUM PHYSICIANS GROUP			46	100%	46
H LEE MOFFITT CANCER CENTER MICRO		46			46
FULGENT DIAGNOSTICS	3	36	6	13%	45
BIOREFERENCE LABORATORY		1	44	98%	45
INTERCOASTAL MEDICAL GROUP			44	100%	44
ACUTIS DIAGNOSTICS		40	4	9%	44
ORLANDO VA PALMS		2	41	95%	43
LABCORP BURLINGTON (LPP)		10	33	77%	43
UNITED CLINICAL LABORATORY LLC			42	100%	42
HURLBURT FIELD CLINIC		23	19	45%	42
FINLAY CLINICAL LABORATORY		24	18	43%	42
QUEST TAMPA (NEW YORK ELR)		32	9	22%	41
FLORIDA LABORATORY ANALYSIS		26	14	35%	40
BAYCARE LAB		1	39	98%	40

COVID-19: testing by laboratory

Data through Jul 12, 2020 verified as of Jul 13, 2020 at 09:25 AM

Data in this report are provisional and subject to change.

The numbers in the table below represent the number for whom test results were received by the Department of Health. A person can be tested by more than one laboratory and can have both positive and negative results. **Therefore, the sum of the numbers in each column will be larger than the total number of people tested.**

Reporting lab	Inconclusive	Negative	Positive	Percent positive	Total
FISHERMENS HOSPITAL CLINICAL LAB		37	2	5%	39
REAL DIAGNOSTIC	1	27	11	28%	39
NAVY HOSPITAL			38	100%	38
MEDARBOR DIAGNOSTICS		1	36	97%	37
C.W. BILL YOUNG VA MEDICAL CENTER		3	34	92%	37
HOSPITAL FOR SPECIAL SURGERY		36	1	3%	37
NEW YORK STATE ELR - EMPIRECITY LABORATORIES		32	5	14%	37
VHA PUBLIC HEALTH REFERENCE LABORATORY- PALO ALTO		27	9	25%	36
FLORIDA HOSPITAL NEW SMYRNA		4	32	89%	36
ST. CLOUD MEDICAL GROUP		35			35
IRL		4	31	89%	35
CLINICAL REFERENCE LABORATORY		30	4	12%	34
EGLIN REGIONAL MEDICAL CENTER		4	30	88%	34
VA MEDICAL CENTER		7	26	79%	33
NITE LITE PEDIATRICS		8	25	76%	33
PROVIDENCE HOSPITAL LABORATORY		31	1	3%	32
MORTON PLANT HOSPITAL			31	100%	31
RCA LABORATORY SERVICES, LLC		3	28	90%	31
BioReference Laboratories, Inc		21	10	32%	31
QUEST DIAGNOSTICS-VERO BEACH-37TH ST		31			31
LAB CORP RTP	1	2	27	90%	30
AVECINA MEDICAL JULINGTON		5	25	83%	30
MAVERICK LABS			30	100%	30
SMA MEDICAL LABORATORY		8	22	73%	30
HEALTH FIRST-HOLMES REGIONAL			30	100%	30
EAST MANATEE FAMILY	1		28	97%	29
SOLARIS DIAGNOSTICS		2	27	93%	29
NEW YORK STATE ELR - KALEIDA HEALTH CENTER FOR LABORATORY		25	4	14%	29
CAREMOUNT MEDICAL - PATHOLOGY		29			29
DESOTO MEMORIAL HOSPITAL LAB			28	100%	28
LAB CORP TAMPA			28	100%	28
FINLAY CLINICAL LABORATORY INC		26	1	4%	27
BAYCARE HEALTH SYSTEM		1	26	96%	27
SOUTH LAKE HOSPITAL		1	26	96%	27
AMELIA URGENT CARE			27	100%	27
UNKNOWN - BAD FACILITY CODE		2	25	93%	27
TRADITION MEDICAL CENTER LABORATORY		7	20	74%	27
MORTON PLANT HOSPITAL/LAB		1	25	96%	26
NAVAL HOSPITAL - JACKSONVILLE		1	25	96%	26
MEDICAL DIAGNOSTIC LAB		1	25	96%	26
DEPARTMENT OF VETERANS AFFAIRS JAMES A. HALEY VETERANS HOSPITAL			26	100%	26
P4CLINICAL	3	1	22	85%	26
NEW YORK STATE ELR - MONTEFIORE MEDICAL CENTER LABORATORIES - MOSES		20	6	23%	26
CDC		17	9	35%	26
SUNCOAST LABS			25	100%	25
FLORIDA CLINICAL LABORATORY-BIOREFERENCE LABORATORIES		2	23	92%	25
QUEST DIAGNOSTIC INC		2	23	92%	25

COVID-19: testing by laboratory

Data through Jul 12, 2020 verified as of Jul 13, 2020 at 09:25 AM

Data in this report are provisional and subject to change.

The numbers in the table below represent the number for whom test results were received by the Department of Health. A person can be tested by more than one laboratory and can have both positive and negative results. **Therefore, the sum of the numbers in each column will be larger than the total number of people tested.**

Reporting lab	Inconclusive	Negative	Positive	Percent positive	Total
DYNAMIC MEDICAL USA			25	100%	25
TAMPA GENERAL HOSPITAL CLINICAL LAB			25	100%	25
FAWCETT MEMORIAL HOSPITAL-LAB		1	23	96%	24
UNIVERSITY OF MIAMI HOSPITAL & CLINICS		21	3	13%	24
LEON MEDICAL CENTER			24	100%	24
SANTA ROSA MEDICAL CENTER			24	100%	24
ST JOSEPHS CHILDRENS OUTREACH			23	100%	23
SACRED HEART HOSPITAL ON THE GULF		10	13	57%	23
ALL CHILDREN'S HOSPITAL LAB		1	22	96%	23
ORLANDO REGIONAL MEDICAL CENTER		1	22	96%	23
LABORATORY CORP OF AMERICA	1	4	18	78%	23
HUNTSVILLE HOSPITAL LABORATORY		18	5	22%	23
CAPITAL REGIONAL MEDICAL CENTER		1	22	96%	23
AMERICAN PATHOLOGY PARTNERS		22	1	4%	23
LABORATORY DYNAMICS		20	3	13%	23
LABFIRST - DEPARTMENT OF PATHOLOGY		23			23
PENNSYLVANIA DEPT OF HEALTH		19	3	14%	22
INTEGRITY LABORATORIES			22	100%	22
ST VINCENT'S BIRMINGHAM LABORATORY		22			22
ST. ANTHONY'S HOSPITAL			22	100%	22
JACKSON MEMORIAL HOSPITAL			21	100%	21
Quest Diag Unspecfd		4	17	81%	21
QUEST DIAGNOSTICS NICHOLS INSTITUTE- LPP		3	17	85%	20
BROWARD HEALTH CORAL SPRINGS EPIDEMIOLOGY DEPT			20	100%	20
ARTHREX MEDICAL CENTER			20	100%	20
NEW YORK STATE ELR - NEWYORK-PRESBYTERIAN/QUEENS DIAGNOSTIC		19	1	5%	20
MOBILE INFIRMARY MED CENTER PATH LAB		18	2	10%	20
ST. MARY'S MEDICAL CENTER LAB			20	100%	20
ST. CLOUD HOSPITAL		20			20
MIAMI BEACH COMMUNITY HEALTH CENTER			20	100%	20
INTEGRATED REGIONAL LABORATORIES - LARGO			19	100%	19
SANFORD LABORATORIES		19			19
NEW YORK STATE ELR - WHITE PLAINS HOSPITAL CENTER LAB		19			19
MED HEALTH SERVICES		18	1	5%	19
NEW YORK STATE ELR - STONY BROOK UNIVERSITY MEDICAL CENTER		16	3	16%	19
ADVENT HEALTH FISH MEMORIAL		2	16	89%	18
STONE WASH CLINICAL LABORATORIES		2	16	89%	18
QUEST DIAGNOSTICS INC.			18	100%	18
PATRICK AIR FORCE BASE		1	17	94%	18
CHILDREN'S HOSPITAL OF ALABAMA		18			18
ALLSOUTH URGENT CARE			18	100%	18
KENDALL REGIONAL MEDICAL CENTER LAB			18	100%	18
ADVENTHEALTH LAB			17	100%	17
CLEVELAND CLINIC FOUNDATION		9	8	47%	17
MACDILL AIRFORCE BASE MICRO		14	3	18%	17
WATSON CLINIC LLP SOUTH			17	100%	17
BAYFRONT HEALTH BROOKSVILLE			17	100%	17

COVID-19: testing by laboratory

Data through Jul 12, 2020 verified as of Jul 13, 2020 at 09:25 AM

Data in this report are provisional and subject to change.

The numbers in the table below represent the number for whom test results were received by the Department of Health. A person can be tested by more than one laboratory and can have both positive and negative results. **Therefore, the sum of the numbers in each column will be larger than the total number of people tested.**

Reporting lab	Inconclusive	Negative	Positive	Percent positive	Total
MIAMI VA HEALTHCARE SYSTEM			17	100%	17
TGH		1	15	94%	16
TOM LEE COMMUNITY HEALTH CENTER			16	100%	16
LABCORP BIRMINGHAM		4	12	75%	16
VA		15	1	6%	16
NEW YORK STATE ELR - CATHOLIC HEALTH SYSTEM DEPT LABORATORY		16			16
NEW YORK STATE ELR - BROOKDALE UNIVERSITY HOSPITAL		16			16
QDX PATHOLOGY SERVICES		13	3	19%	16
MADISON CORE LABORATORIES		15	1	6%	16
ARUP		4	12	75%	16
LABORATORY SPECIALISTS OF MICHIGAN			16	100%	16
POPLAR HEALTHCARE PLLC	1	10	5	31%	16
NEW PLANT CITY FAMILY CARE			16	100%	16
NXGEN MDX		11	4	27%	15
DIATHERIX		13	2	13%	15
IPSUM DIAGNOSTICS			15	100%	15
QUESTDIAGNOSTICS INCORPORATED		1	14	93%	15
FLORIDA DEPARTMENT OF HEALTH		10	5	33%	15
PALO ALTO VA MEDICAL CENTER		1	14	93%	15
AMERICAN RESEARCH LABS		1	14	93%	15
CITRUS MEMORIAL HEALTH SYSTEM LAB		1	13	93%	14
QUEST DIAGNOSTICS INCORPORATED			14	100%	14
CORE DIAGNOSTIC LABORATORIES			14	100%	14
MID-FLORIDA PATHOLOGY		7	7	50%	14
GRAVITY DIAGNOSTICS		9	5	36%	14
AEL- MEMPHIS			14	100%	14
PACIFIC ANALYTICS			14	100%	14
UNITED CLINICAL LABS			14	100%	14
PHYSICIANS REGIONAL HEALTHCARE SYSTEM			14	100%	14
MIAMI VAMC			14	100%	14
HEALTH CENTRAL HOSPITAL			14	100%	14
TIDE LABORATORIES		3	10	77%	13
XERA MED RESEARCH			13	100%	13
GENPATH			13	100%	13
ST. JOSEPHS HOSPITAL			13	100%	13
QUEST DIAGNOSTICS NICHOLS INSTITUTE - SJC (LPP)		9	4	31%	13
PARRISH MEDICAL CENTER		1	11	92%	12
BIO-REFERENCE LABORATORIES			12	100%	12
PROTEUS MOLECULAR AND CLINICAL LAB		8	4	33%	12
SHORELINE PHYSICIAN GROUP			12	100%	12
WHITE WILSON MEDICAL CENTER CLINIC			12	100%	12
MEDCOMP SCIENCES			12	100%	12
NEW YORK STATE ELR - LENOX HILL HOSPITAL		11	1	8%	12
ASSOCIATED CLINICAL LABORATORIES		12			12
ADVANCED URGENT CARE		10	2	17%	12
MILLENNIUM PHYSICIAN GROUP LCC			12	100%	12
TOTAL RENAL LABORATORIES INC		7	5	42%	12

COVID-19: testing by laboratory

Data through Jul 12, 2020 verified as of Jul 13, 2020 at 09:25 AM

Data in this report are provisional and subject to change.

The numbers in the table below represent the number for whom test results were received by the Department of Health. A person can be tested by more than one laboratory and can have both positive and negative results. **Therefore, the sum of the numbers in each column will be larger than the total number of people tested.**

Reporting lab	Inconclusive	Negative	Positive	Percent positive	Total
BROWARD DIALYSIS			12	100%	12
NEW YORK STATE ELR - UNIVERSITY HOSPITAL, STONY BROOK SOUTHAMPTON		12			12
OUT OF STATE		12			12
FLORIDA DEPT OF HEALTH		4	8	67%	12
NEW YORK STATE ELR - QUEST DIAGNOSTICS INCORPORATED		9	3	25%	12
NEW YORK STATE ELR - WILSON MEMORIAL REGIONAL MEDICAL CENTER		12			12
PRIVA PATH LABS			11	100%	11
AMERICAN ESOTERIC LABORATORIES			11	100%	11
SUNQUEST		2	9	82%	11
VAMC GAINESVILLE		2	9	82%	11
LECONTE MEDICAL CENTER LAB		9	2	18%	11
325TH MEDICAL GROUP			11	100%	11
LAB INTERMARKET FACILITY LAB			11	100%	11
BAY MEDICAL CENTER SACRED HEART HEALTH SYSTEM			11	100%	11
ST FRANCIS HOSPITAL		8	3	27%	11
FLORIDA COMMUNITY HEALTH CENTER OF ST. LUCIE			11	100%	11
INDIAN RIVER MEDICAL CENTER		11			11
DOH		1	10	91%	11
JACKSON HEALTH SYSTEM			10	100%	10
ESCAMBIA COMMUNITY CLINIC			10	100%	10
NEW YORK STATE ELR - ROCHESTER GENERAL HOSPITAL LABORATORY		9	1	10%	10
MED ARBOR			10	100%	10
BAPTIST SOUTH MEDICAL CENTER		2	8	80%	10
LAKE BALDWIN CBOC		9	1	10%	10
NEW JERSEY DEPARTMENT OF HEALTH COMMUNICABLE DISEASE SERVICE		3	7	70%	10
SEBASTIAN RIVER MEDICAL CENTER		6	4	40%	10
HEALTH FIRST-PALM BAY			10	100%	10
UNIVERSITY HEALTH SYSTEM INC		10			10
PARKWEST MEDICAL CENTER		9	1	10%	10
SEVEN RIVERS REGIONAL MEDICAL CENTER			10	100%	10
LABCORP - MIAMI		4	6	60%	10
PARK WEST MEDICAL CENTER		10			10
BROWARD HEALTH CARE			10	100%	10
SELECT REFERENCE LABORATORIES, LLC			9	100%	9
DELRAY MEDICAL CENTER LAB			9	100%	9
USA HEALTH UNIVERSITY HOSPITAL CLINICAL LABORATORY		9			9
CLARITY LAB SOLUTIONS		3	6	67%	9
UPMC CHAUTAUQUA AT WCA LABORATORY		9			9
MICHIGAN DEPARTMENT OF HEALTH AND HUMAN SERVICES			9	100%	9
DIAGNOSTIC LABORATORY OF OKLAHOMA		9			9
CAPE CANAVERAL HOSPITAL			9	100%	9
BAPTIST CLAY			9	100%	9
VIERA HOSPITAL			9	100%	9
ST. JOSEPH HOSPITAL LAB			9	100%	9
LAB PLUS, LLC AT SAINT THOMAS WEST HOSPITAL		7	2	22%	9
INTERLAB		1	8	89%	9
DOCTORS MEMORIAL HOSPITAL		6	3	33%	9

COVID-19: testing by laboratory

Data through Jul 12, 2020 verified as of Jul 13, 2020 at 09:25 AM

Data in this report are provisional and subject to change.

The numbers in the table below represent the number for whom test results were received by the Department of Health. A person can be tested by more than one laboratory and can have both positive and negative results. **Therefore, the sum of the numbers in each column will be larger than the total number of people tested.**

Reporting lab	Inconclusive	Negative	Positive	Percent positive	Total
GRAVITY DIAGNOSTICS, LLC		3	6	67%	9
ALL CHILDREN'S HOSPITAL/LAB			9	100%	9
ADVENTHEALTH CENTRA CARE OVIEDO		5	4	44%	9
CORE LABORATORY		1	8	89%	9
ACCU REFERENCE MEDICAL LAB			9	100%	9
UVMC MICROBIOLOGY		9			9
ST MARY'S MEDICAL CENTER		1	7	88%	8
ST JOSEPH'S HEALTHLINE		1	7	88%	8
VENICE REGIONAL MEDICAL CENTER			8	100%	8
THE COMMONWEALTH OF MASSACHUSETTS			8	100%	8
NORTH SHORE UNIVERSITY HOSPITAL LABORATORY		8			8
LABCORP - CLEARWATER		3	5	63%	8
EXPERTUS LABORATORIES INC		8			8
MOFFITT CANCER CENTER		6	2	25%	8
NEW YORK STATE ELR - QUEST DIAGNOSTICS NICHOLS		7	1	13%	8
NORTH CAROLINA DEPARTMENT OF HEALTH & HUMAN SERVICES			8	100%	8
NEW YORK STATE ELR - WESTCHESTER MEDICAL CENTER		8			8
QUEST INFECTIOUS DISEASE	1	3	4	50%	8
JACKSON NORTH MEDICAL CENTER		1	7	88%	8
PATHGROUP LABS			8	100%	8
GENEUS DIAGNOSTICS			8	100%	8
BAYFRONT		8			8
EAST ALABAMA MEDICAL CENTER LABORATORY		6	2	25%	8
LABCORP INC		1	7	88%	8
DEVANSH LAB WERKS INC		6	2	25%	8
BAYCARE OUTREACH LABORATORY SERVICES		1	7	88%	8
CONSOLIDATED LAB SERVICES		8			8
ST JOSEPHS HOSPITAL			8	100%	8
MAYO CLINIC DEPT OF LAB MED PATHOLOGY			8	100%	8
MOLECULAR TESTING LABS			8	100%	8
LONGLEAF DIAGNOSTIC LABORATORIES		2	5	71%	7
WATSON CLINIC LLP MAIN			7	100%	7
US BIOTEK LABORATORIES			7	100%	7
NORTH BAY HOSPITAL			7	100%	7
NO NAME		5	2	29%	7
PALM BAY HOSPITAL		1	6	86%	7
BIO REFERNCE LABORATORIES		2	5	71%	7
SOUTHEAST ALABAMA MEDICAL CENTER			7	100%	7
LAB			7	100%	7
WESTPAC LABS			7	100%	7
CENTRA CARE - SAND LAKE			7	100%	7
MACDILL AFB HOSPITAL		1	6	86%	7
NEW YORK STATE ELR - CATHOLIC HEALTH SERVICES REGIONAL LABORATORY		5	2	29%	7
NORTHWELL HEALTH PLAINVIEW HOSPITAL LABORATORY		5	1	17%	6
REFUAH HEALTH CENTER LABORATORY		6			6
CBS LABORATORY		1	5	83%	6
SMA LAB		3	3	50%	6

COVID-19: testing by laboratory

Data through Jul 12, 2020 verified as of Jul 13, 2020 at 09:25 AM

Data in this report are provisional and subject to change.

The numbers in the table below represent the number for whom test results were received by the Department of Health. A person can be tested by more than one laboratory and can have both positive and negative results. **Therefore, the sum of the numbers in each column will be larger than the total number of people tested.**

Reporting lab	Inconclusive	Negative	Positive	Percent positive	Total
SACRED HEART HEALTH SYSTEM			6	100%	6
STATE LAB		1	5	83%	6
VAMC			6	100%	6
PERSONALIZED GENETIC TESTING			6	100%	6
LEE COUNTY HEALTH DEPARTMENT		4	2	33%	6
AMERICAN HEALTH ASSOCIATES OF TAMPA			6	100%	6
LEE MEMORIAL LAB GULF COAST			6	100%	6
FLORIDA DEPARTMENT OF HEALTH IN LAKE COUNTY		3	3	50%	6
ARCHBOLD MEMORIAL HOSPITAL/LAB		3	3	50%	6
TRUE HEALTH DIAGNOSTICS		1	5	83%	6
PRIDE DIAGNOSTICS		6			6
NEW YORK STATE ELR - JAMES J PETERS VA MEDICAL CENTER		4	2	33%	6
DYNAMIC DNA LAB			6	100%	6
WUESTHOFF REF LABORATORY			6	100%	6
MICHIGAN DEPARTMENT OF COMMUNITY HEALTH		1	5	83%	6
ST. JOSEPH'S HOSPITAL LAB			6	100%	6
FULGENT GENETICS		3	3	50%	6
CLEVELAND CLINIC			6	100%	6
CLINICAL RESEARCH SEQUENCING PLATFORM			6	100%	6
DOCTOR'S IN HOUSE LAB			6	100%	6
HEALTHLINK DIAGNOSTIC LABORATORIES		1	5	83%	6
ST JOSEPH HOSPITAL		5	1	17%	6
NEW YORK STATE ELR - JAMAICA HOSPITAL MEDICAL CENTER		6			6
NEW YORK STATE ELR - ERIE COUNTY MEDICAL CTR CLINICAL LABS		5			5
DOH JACKSONVILLE CENTRAL LABORATORY		3	2	40%	5
BIOTECH			5	100%	5
PENSACOLA PEDIATRICS			5	100%	5
PATHOGENIUS LABORATORIES		2	3	60%	5
LABCORP BURLINGTON CYTO		4	1	20%	5
ST VINCENT'S EAST LABORATORY		5			5
AEL KNOXVILLE			5	100%	5
TAMIAMI LAB MILLENNIUM			5	100%	5
ADVENTHEALTH CENTRA CARE ORMOND BEACH			5	100%	5
PALM BEACH PATHOLOGY		4	1	20%	5
ST ANTHONY NORTH			5	100%	5
NEW YORK STATE ELR - VASSAR BROTHERS MEDICAL CENTER LABORATORY		5			5
CONNECTICUT DEPARTMENT OF HEALTH		4	1	20%	5
PRATTVILLE BAPTIST HOSPITAL		4	1	20%	5
NEW YORK STATE ELR - SARATOGA HOSPITAL LABORATORY		5			5
SPECIALITY LABORATORIES,INC		4	1	20%	5
CAYUGA MEDICAL CENTER AT ITHACA		5			5
XRL SXF REF LAB		5			5
BROWARD COUNTY HEALTH DEPT.			5	100%	5
MEDICAL LABORATORY DIAGNOSTICS			5	100%	5
ST CATHERINE OF SIENA HOSPITAL		5			5
UPMC HEALTH SYSTEM		4	1	20%	5
CANTON-POTSDAM HOSPITAL LABORATORY		5			5

COVID-19: testing by laboratory

Data through Jul 12, 2020 verified as of Jul 13, 2020 at 09:25 AM

Data in this report are provisional and subject to change.

The numbers in the table below represent the number for whom test results were received by the Department of Health. A person can be tested by more than one laboratory and can have both positive and negative results. **Therefore, the sum of the numbers in each column will be larger than the total number of people tested.**

Reporting lab	Inconclusive	Negative	Positive	Percent positive	Total
JFK MEDICAL CENTER NORTH LAB			5	100%	5
SOUTH SEMINOLE HOSPITAL		1	4	80%	5
CHILDREN'S HOSPITAL OF PHILADELPHIA		5			5
NEW YORK STATE ELR - GOOD SAMARITAN HOSPITAL LABORATORY		5			5
ST VINCENTS MEDICAL CENTER RIVERSIDE NURSING			5	100%	5
NIGHT LITE PEDIATRICS URGENT CARE			5	100%	5
NEW YORK STATE ELR - LOURDES HOSPITAL INC		5			5
FRANCES WARDE MEDICAL LABORATORY		2	3	60%	5
BOCA RATON REGIONAL HOSPITAL LAB			5	100%	5
GENESIS DIAGNOSTICS			5	100%	5
CLINICAL PATHOLOGY LABORATORIES, INC.			5	100%	5
DEPARTMENT OF VETERANS AFFAIRS MEDICAL CENTER			5	100%	5
ADVENT HEALTH CENTRA CARE: WATERFORD LAKES			5	100%	5
NEW YORK STATE ELR - ST PETER'S BENDER LABORATORY		5			5
VENICE REGIONAL MEDICAL LAB SERVICES			5	100%	5
EXPRESS TESTING-ONE			4	100%	4
COMMUNITY HEALTH OF SOUTH FLORIDA			4	100%	4
FLOWERS HOSPITAL		1	3	75%	4
DTR LABS		3	1	25%	4
BOND CLINIC			4	100%	4
BROOKWOOD BAPTIST MEDICAL CENTER		4			4
FINLAY C. LABORATORY		3	1	25%	4
UNIVERSITY HOSPITAL - STONY BROOK EASTERN		4			4
LAKELAND REGIONAL HEALTH			4	100%	4
MAGNOLIA DIAGNOSTIC			4	100%	4
LEHIGH VALLEY HOSPITAL		3	1	25%	4
PRECISION LABS LLC		1	3	75%	4
COLORADO DEPARTMENT OF PUBLIC HEALTH AND ENVIRONMENT			4	100%	4
BAY PINES VA		1	3	75%	4
BAYCARE LABORATORIES			4	100%	4
PEDIATRIC HEALTH CARE ALLIANCE			4	100%	4
UMHC/SYLVESTER AT KENDALL			4	100%	4
MAYO CLINIC LABS - ROCHESTER SUPERIOR DRIVE			4	100%	4
OKLAHOMA STATE UNIVERSITY DIAGNOSTIC LAB			4	100%	4
LINCOLN MEDICAL AND MENTAL HEALTH CENTER		4			4
MERCY HOSPITAL MIAMI LAB			4	100%	4
DAVITA LABORATORY		4			4
LABCORP - NAPLES			4	100%	4
STATEN ISLAND UNIVERSITY HOSPITAL-POUCH		4			4
NEW YORK PRESBYTERIAN - ALLEN HOSPITAL		4			4
TRUGENX			4	100%	4
ROCKLEDGE			4	100%	4
NEW YORK STATE ELR - HUDSON VALLEY HOSPITAL CENTER LABORATORY		3	1	25%	4
Diatherix Laboratories, LLC		1	3	75%	4
MISSOURI DEPARTMENT OF HEALTH AND SENIOR SERVICES			4	100%	4
THE VILLAGES CLINICAL LAB		4			4
QUEST DIAGNOSTICS- MELBOURNE			4	100%	4

COVID-19: testing by laboratory

Data through Jul 12, 2020 verified as of Jul 13, 2020 at 09:25 AM

Data in this report are provisional and subject to change.

The numbers in the table below represent the number for whom test results were received by the Department of Health. A person can be tested by more than one laboratory and can have both positive and negative results. **Therefore, the sum of the numbers in each column will be larger than the total number of people tested.**

Reporting lab	Inconclusive	Negative	Positive	Percent positive	Total
SUNCOAST COMMUNITY HEALTH CENTERS PEDIATRICS			4	100%	4
HEALTH FIRST CAPE CANAVERAL HOSPITAL			4	100%	4
THE CENTER FOR URGENT CARE		3	1	25%	4
THOMAS JEFFERSON UNIVERSITY HOSPITAL		4			4
PROMEDICA LABORATORIES		4			4
NEW YORK STATE ELR - BROOKLYN HOSPITAL CENTER DOWNTOWN CAMPUS		4			4
SOUTHEAST FAMILY HEALTHCARE CENTER			4	100%	4
ST ELIZABETH MEDICAL CENTER LABORATORY		4			4
NORTHWEST FLORIDA COMMUNITY HOSPITAL		1	3	75%	4
HUNTINGTON HOSPITAL LABORATORY		3	1	25%	4
HEALTH FIRST-VIERA HOSPITAL			4	100%	4
STATEN ISLAND UNIVERSITY HOSPITAL		3			3
UNKNOWN LAB			3	100%	3
DOH-TAMPA BRANCH LABORATORY (MLK BLVD)			3	100%	3
CENTRAL FLORIDA HEALTH CARE INC			3	100%	3
MAYO MEDICAL LABORATORIES		2	1	33%	3
VIRGINIA DIVISION OF CONSOLIDATED LABORATORIES			3	100%	3
GENUS DIAGNOSTICS			3	100%	3
MONTEFIORE NEW ROCHELLE HOSPITAL		3			3
ST LUKES HOSPITAL LABORATORY		2	1	33%	3
ASCENSION ST. VINCENT'S PRIMARY CARE			3	100%	3
LAKE WALES MEDICAL CENTER INC			3	100%	3
ABBOTT			3	100%	3
BEAUMONT LABORATORY			3	100%	3
KEY WEST URGENT CARE, INC		3			3
AVELLINO LAB USA INC		3			3
DCH REGIONAL MEDICAL CENTER LABORATORY		3			3
JOE DIMAGGIO CHILDREN'S HOSPITAL		1	2	67%	3
BAYFRONT HEALTH SPRING HILL			3	100%	3
INDIAN RIVER CHD VERO BEACH		2	1	33%	3
QUEST DIAGNOSTIC			3	100%	3
TIMBER RIDGE LABORATORY			3	100%	3
TYNDALL AFB			3	100%	3
PENNSYLVANIA DEPARTMENT OF HEALTH BUREAU OF LABORATORIES			3	100%	3
METHODIST MEDICAL CENTER		2	1	33%	3
LEE MEMORIAL HEALTH PARK LAB			3	100%	3
PUBLIC HEALTH LAB		3			3
TAMPA GENERAL HOSPITAL LABORATORY			3	100%	3
ANNE BATES LEACH EYE HOSPITAL/ ABLEH MICROBIOLOGY LABORATORY		2	1	33%	3
BARONESS ERLANGER HOSPITAL		3			3
PINELLAS COUNTY HEALTH DEPARTMENT		2	1	33%	3
LAKE CITY VETERANS HOSPITAL			3	100%	3
NEW YORK STATE ELR - SOUTHSIDE HOSPITAL NORTHWELL HEALTH LABORATORY		2	1	33%	3
ILLINOIS DEPARTMENT OF PUBLIC HEALTH			3	100%	3
WINTER HAVEN HOSPITAL			3	100%	3
BOCA BIOLISTICS REFERENCE LABORATORY			3	100%	3
NORTH BROWARD HOSPITAL DISTRICT HEALTHCARE FOR THE HOMELESS			3	100%	3

COVID-19: testing by laboratory

Data through Jul 12, 2020 verified as of Jul 13, 2020 at 09:25 AM

Data in this report are provisional and subject to change.

The numbers in the table below represent the number for whom test results were received by the Department of Health. A person can be tested by more than one laboratory and can have both positive and negative results. **Therefore, the sum of the numbers in each column will be larger than the total number of people tested.**

Reporting lab	Inconclusive	Negative	Positive	Percent positive	Total
LAB CORP OF AMERICA		1	2	67%	3
ARNOT OGDEN MEDICAL CENTER LABORATORY		3			3
VA OUTPATIENT			3	100%	3
OPTUM LABS LLC			3	100%	3
WOLFSON CHILDREN'S HOSPITAL			3	100%	3
WAKEMED		1	2	67%	3
VIRTUA VOORHEES HOSPITAL		3			3
NICHOLS INSTITUTE QUEST DIAGNOSTICS		2	1	33%	3
FLORIDA CLINICAL LAB			3	100%	3
NEW YORK STATE ELR - LABORATORY ALLIANCE OF CENTRAL NEW		3			3
FAMILY HEALTH CENTERS OF SWF LABS			3	100%	3
FISHERMEN'S HOSPITAL			3	100%	3
ACH			3	100%	3
BAYONET POINT MEDICAL CENTER			3	100%	3
Cleveland Clinic Laboratories		1	2	67%	3
BRANCH MEDICAL CLINIC			3	100%	3
GULF COAST MOLECULAR LABORATORIES			3	100%	3
SHELBY COUNTY HEALTH CARE CORPORATION		1	2	67%	3
EMERGENCY MEDICAL CENTER			3	100%	3
LABCORP DIAGNOSTICS-MIAMI		2	1	33%	3
BAYFRONT HEALTH ER PINELLAS PARK		3			3
JACKSON SOUTH COMMUNITY HOSPITAL LAB			3	100%	3
PALMS WEST HOSPITAL			3	100%	3
NEW YORK STATE ELR - BRONX LEBANON HOSPITAL-MEDICAL CENTER		3			3
BAYCARE OUTREACH LABORATORY HOSPITAL			3	100%	3
CLINICORE			3	100%	3
PECONIC BAY MEDICAL CENTER LABORATORY		2	1	33%	3
NORTH OKALOOSA MEDICAL CENTER			3	100%	3
WUESTHOFF MEDICAL CENTER-MELBOURNE			2	100%	2
MONTANA PUBLIC HEALTH LAB			2	100%	2
KETTERING HEALTH			2	100%	2
TREASURE COAST COMMUNITY HEALTH			2	100%	2
ERIE COUNTY MEDICAL CTR CLINICAL LABS		2			2
CORAL GABLES HOSPITAL			2	100%	2
GALEN BAYLOR EXTENSION		2			2
DEACONESS HOSPITAL			2	100%	2
GEISINGER MEDICAL CENTER		2			2
NAPHCARE, INC.			2	100%	2
SHELBY BAPTIST MEDICAL CENTER			2	100%	2
LABCORP PHOENIX			2	100%	2
OKLAHOMA STATE DEPARTMENT OF HEALTH-PUBLIC HEALTH LABORATORY			2	100%	2
LABCORP RARITAN		2			2
IOWA DEPARTMENT OF PUBLIC HEALTH			2	100%	2
URGENT CARE TCMA			2	100%	2
IRL MARKET LAB ALACHUA		1	1	50%	2
SSM HEALTH ST LOUIS MICROBIOLOGY LABORATORY		1	1	50%	2
LEEESBURG REGIONAL MEDICAL CENTER		1	1	50%	2

COVID-19: testing by laboratory

Data through Jul 12, 2020 verified as of Jul 13, 2020 at 09:25 AM

Data in this report are provisional and subject to change.

The numbers in the table below represent the number for whom test results were received by the Department of Health. A person can be tested by more than one laboratory and can have both positive and negative results. **Therefore, the sum of the numbers in each column will be larger than the total number of people tested.**

Reporting lab	Inconclusive	Negative	Positive	Percent positive	Total
INTERNAL MEDICINE ASSOCIATES-DUNELLON			2	100%	2
ST. MARYS MEDICAL CENTER			2	100%	2
LABCORP - OHIO			2	100%	2
WALGREENS #5317		2			2
MEDLOGIC, LLC		1	1	50%	2
CONEMAUGH MEMORIAL MEDICAL CENTER		2			2
SIGNATURE CARE PFLUGERVILLE			2	100%	2
NORTH FLORIDA/SOUTH GEORGA VETERANS HEALTH SYSTEM			2	100%	2
NEW YORK STATE ELR - SAMARITAN HOSPITAL LABORATORY		2			2
HOME ACCESS HEALTH			2	100%	2
ALABAMA DEPARTMENT OF PUBLIC HEALTH			2	100%	2
SAMARITAN MEDICAL CENTER		2			2
SARASOTA MEMORIAL MEDICAL URGENT CARE CENTER			2	100%	2
UC CORAL GABLES			2	100%	2
FLORIDA MEDICAL CLINIC			2	100%	2
QUEST DIAGNOSTICS INCORPORATED			2	100%	2
QUEENS HOSPITAL CENTER		2			2
MEMORIAL SLOAN KETTERING CANCER CENTER		1	1	50%	2
QUEST DIAGNOSTICS-N ST PETERSBURG-5TH			2	100%	2
SCDHEC BUREAU OF LABORATORIES			2	100%	2
HEALTHMARK REGIONAL HOSPITAL LAB			2	100%	2
PRECISION HEALTH SOLUTIONS LAB			2	100%	2
GULF COAST MEDICAL GROUP			2	100%	2
ST. JOSEPH REGIONAL MEDICAL CENTER			2	100%	2
OMNI			2	100%	2
FCHC (OB)-DARWIN SQUARE CTR.			2	100%	2
X-GENE MOLECULAR LABS			2	100%	2
GEORGIA DEPARTMENT OF PUBLIC HEALTH			2	100%	2
NEW YORK STATE ELR - LONG ISLAND JEWISH VALLEY STREAM		2			2
ADVANCED MEDICAL CARE			2	100%	2
NEWYORK-PRESBYTERIAN/ LAWRENCE HOSPITAL LABORATORY		2			2
DALE MEDICAL CENTER		2			2
KEY PRIMARY CASE			2	100%	2
MARINER'S HOSPITAL			2	100%	2
DORAL URGENT CARE			2	100%	2
BAPTIST MEDICAL CENTER EAST		1	1	50%	2
MHHS All Lab Subsection		2			2
FLORIDA DEPARTMENT OF HEALTH IN HILLSBOROUGH COUNTY			2	100%	2
GARCIA CLINICAL LABORATORY		1	1	50%	2
JOHN D. ARCHBOLD MEM. HOSPITAL			2	100%	2
OHIO DEPARTMENT OF HEALTH LABORATORY		2			2
NORTHERN DUTCHESS HOSPITAL LABORATORY		2			2
LABCORP - STUART		1	1	50%	2
MOLECULAR DIAGNOSTICS			2	100%	2
NEW YORK STATE ELR - ORANGE REGIONAL MEDICAL CENTER LABORATORY		2			2
AMERICAN FAMILY CARE- ORANGE BEACH			2	100%	2
CONNECTDX			2	100%	2

COVID-19: testing by laboratory

Data through Jul 12, 2020 verified as of Jul 13, 2020 at 09:25 AM

Data in this report are provisional and subject to change.

The numbers in the table below represent the number for whom test results were received by the Department of Health. A person can be tested by more than one laboratory and can have both positive and negative results. **Therefore, the sum of the numbers in each column will be larger than the total number of people tested.**

Reporting lab	Inconclusive	Negative	Positive	Percent positive	Total
MY CLINICAL LAB			2	100%	2
AHSE ROP		2			2
POARCH BANC CREEK INDIANS TRIBAL HEALTH DEPARTMENT			2	100%	2
ALTRU DIAGNOSTICS INC			2	100%	2
MONTEFIORE ST LUKE'S CORNWALL HOSPITAL		2			2
MARSHALL MEDICAL CENTER SOUTH LAB		2			2
ARCPPOINT LABS OF TAMPA			2	100%	2
PREMIER LABORATORY SERVICES, LLC			2	100%	2
NEW YORK STATE ELR - AUBURN COMMUNITY HOSPITAL		2			2
BIOFIRE			2	100%	2
CALHOUN LIBERTY HOSPITAL			2	100%	2
BAYFRONT HEALTH PUNTA GORDA			2	100%	2
NEW YORK STATE DEPARTMENT OF HEALTH		1	1	50%	2
VIRTUA MEMORIAL HOSPITAL BURLINGTON COUNTY			2	100%	2
CLINICAL PATHOLOGY LABS		1	1	50%	2
UNIVERSITY HOSPITAL			2	100%	2
UNIVERSITY HOSPITAL OF BROOKLYN		2			2
BAY CARE			2	100%	2
NEW HAMPSHIRE PUBLIC HEALTH LABORATORIES		2			2
Cleveland Clinic Weston			2	100%	2
COLLIER COUNTY HEALTH DEPT.			2	100%	2
ACHS		2			2
CELERION			2	100%	2
ADVENT HEALTH SEBRING			2	100%	2
NEW HAMPSHIRE DEPARTMENT OF HEALTH AND HUMAN SERVICES		1	1	50%	2
NEW YORK STATE ELR - JACOBI MEDICAL CENTER		2			2
FLORIDA CLINICAL LABORATORY INC			2	100%	2
OHIO STATE UNIVERSITY WEXNER MEDICAL CENTER			2	100%	2
JOHNSON CITY MEDICAL CENTER		1	1	50%	2
PPD			2	100%	2
BETH ISRAEL DEACONESS MEDICAL CENTER			2	100%	2
UNITED CLINICAL LABORATORIES			1	100%	1
SCIONLAB SERVICES LLC			1	100%	1
ALVERNO CLINICAL LABORATORIES			1	100%	1
URGENT CARE WEST CLINIC			1	100%	1
ALLIANCE LABS @LRMC			1	100%	1
PRORENATA LABS			1	100%	1
ATLANTIS URGENT CARE			1	100%	1
SKY RIDGE MEDICAL CENTER - MICRO			1	100%	1
State Lab Unspecifd			1	100%	1
ADVENTIST HINSDALE HOSPITAL LABORATORY			1	100%	1
WASHINGTON STATE DEPARTMENT OF HEALTH PUBLIC HEALTH LABORATORIES			1	100%	1
VRL EUROFINS			1	100%	1
ST FRANCIS			1	100%	1
AFFILIATED LABORATORIES INC			1	100%	1
SOUTHEAST GEORGIA HEALTH SYSTEM			1	100%	1
WELLINGTON WEST 100176			1	100%	1

COVID-19: testing by laboratory

Data through Jul 12, 2020 verified as of Jul 13, 2020 at 09:25 AM

Data in this report are provisional and subject to change.

The numbers in the table below represent the number for whom test results were received by the Department of Health. A person can be tested by more than one laboratory and can have both positive and negative results. **Therefore, the sum of the numbers in each column will be larger than the total number of people tested.**

Reporting lab	Inconclusive	Negative	Positive	Percent positive	Total
THE HEART HOSPITAL BAYLOR PLANO			1	100%	1
ROBERT WOOD JOHNSON HOSPITAL			1	100%	1
TIEHH BIOTERRORISM RESPONSE LAB			1	100%	1
RIVIERA BEACH HEALTH CENTER LAB			1	100%	1
CQUENTIA NGS, LLC			1	100%	1
WEST PACIFIC MEDICAL LABORATORY			1	100%	1
US LABORATORIES			1	100%	1
TEXAS DEPARTMENT OF STATE HEALTH SERVICES			1	100%	1
SANFORD REGIONAL HOSPITAL WORTHINGTON		1			1
SENTARA NORFOLK GENERAL HOSPITAL CENTRAL LAB			1	100%	1
VITAE DIAGNOSTICS			1	100%	1
ONslow MEMORIAL HOSPITAL LABORATORY		1			1
WILMINGTON VA MEDICAL CENTER			1	100%	1
BAYFRONT HEALTH PORT CHARLOTTE			1	100%	1
STANLY REGIONAL MEDICAL CENTER			1	100%	1
TAMIAMI LAB MILLENIUM			1	100%	1
Covance Central Laboratory			1	100%	1
Viracor Eurofins			1	100%	1
VIDANT MEDICAL CENTER			1	100%	1
NORTH NAPLES HOSPITAL RESPIRATORY THERAPY DEPARTMENT			1	100%	1
CENTRA CARE - WATERFORD LAKES			1	100%	1
COLORADO DEPARTMENT OF HEALTH LABORATORY SERVICES DIVISION			1	100%	1
NAVAL HOSPITAL OF JACKSONVILLE			1	100%	1
CFCH - FROSTPROOF			1	100%	1
COASTAL LABORATORIES			1	100%	1
CELEBRATION HOSPITAL			1	100%	1
CALIFORNIA PUBLIC HEALTH LABORATORY			1	100%	1
CENTRA CARE CONWAY			1	100%	1
NEW YORK STATE ELR - GLENS FALLS HOSPITAL DEPARTMENT OF PATHOLOGY		1			1
COMPUNET CLINICAL LAB			1	100%	1
NEW YORK STATE ELR - BELLEVUE HOSPITAL CENTER DEPARTMENT		1			1
TAMPA		1			1
MONTEFIORE NYACK HOSPITAL AFFILIATED LABORATORY		1			1
MUNSON MEDICAL CENTER			1	100%	1
UNK			1	100%	1
MEDSTAR HARBOR HOSPITAL			1	100%	1
MEMORIAL HERMANN CONSOLIDATED LABORATORY SERVICES			1	100%	1
ARNOLD PALMER HOSPITAL LABORATORY			1	100%	1
BARDMOOR LABORATORY			1	100%	1
NOVANT HEALTH INPATIENT CARE			1	100%	1
WOODHULL MEDICAL AND MENTAL HEALTH CTR		1			1
UNIVERSITY OF MIAMI			1	100%	1
UNIVERSITY OF FLORIDA			1	100%	1
MEDICAL CLINIC OF HOUSTON			1	100%	1
VALLEY HOSPITAL MEDICAL CENTER		1			1
UT MEMPHIS UNIVERSITY HEALTH SERVICES			1	100%	1
BAYCARE MEDICAL GROUP			1	100%	1

COVID-19: testing by laboratory

Data through Jul 12, 2020 verified as of Jul 13, 2020 at 09:25 AM

Data in this report are provisional and subject to change.

The numbers in the table below represent the number for whom test results were received by the Department of Health. A person can be tested by more than one laboratory and can have both positive and negative results. **Therefore, the sum of the numbers in each column will be larger than the total number of people tested.**

Reporting lab	Inconclusive	Negative	Positive	Percent positive	Total
TIMPANOGOS REGIONAL HOSPITAL			1	100%	1
UAB			1	100%	1
UNIVERSITY LAB			1	100%	1
WEST VIRGINIA UNIVERSITY HOSPITALS			1	100%	1
MANATEE PEDIATRICS			1	100%	1
VERMONT DEPARTMENT OF HEALTH LABORATORY		1			1
VA GREATER LOS ANGELES HEALTH CARE SYSTEM			1	100%	1
VA HOSPITAL			1	100%	1
MARION COUNTY HEALTH DEPARTMENT			1	100%	1
MARINA DEL REY HOSPITAL LAB			1	100%	1
LEGACY LABORATORY			1	100%	1
LAKEWOOD RANCH ER 24/7			1	100%	1
KANSAS DEPARTMENT OF HEALTH			1	100%	1
MEDICAL CENTER ENTERPRISE			1	100%	1
NORTH RIVER FAMILY HEALTH CENTER			1	100%	1
NORTHSHORE UNIVERSITY HEALTHSYSTEM EVANSTON HOSPITAL LAB			1	100%	1
NORTH CAROLINA STATE LABORATORY OF PUBLIC HEALTH, SPECTRUM LAB NETWORK			1	100%	1
MIAMI CANCER INSTITUTE			1	100%	1
LEGACY LABORATORY SERVICES			1	100%	1
GENESIS LABORATORY MANAGEMENT			1	100%	1
GIFFORD MEMORIAL HOSPITAL		1			1
LAB CORP PHOENIX			1	100%	1
FLORIDA DEPARTMENT OF HEALTH PALM BEACH COUNTY			1	100%	1
MISSOURI DEPARTMENT OF HEALTH AND SENIOR SERVICES - STATE PH LAB		1			1
GUTHRIE MEDICAL GROUP LABORATORIES		1			1
MARYLAND DEPARTMENT OF HEALTH AND MENTAL HYGIENE			1	100%	1
JOHNS HOPKINS MEDICAL LABS			1	100%	1
MD NOW URGENT CARE CENTER INC.			1	100%	1
DALLAS MEDICAL CENTER			1	100%	1
HIGHLANDS MEDICAL CENTER		1			1
HIGHLANDS CLINICAL LABORATORY			1	100%	1
JOHN HOPKINS MEDICAL LABORATORIES		1			1
UCLA HEALTHCARE CLINICAL LABS			1	100%	1
FLORIDA HOSPITAL KISSIMMEE			1	100%	1
ST CHARLES HOSPITAL LABORATORY		1			1
ST. MARY MEDICAL CENTER		1			1
WARD MEMORIAL HOSPITAL		1			1
NEW YORK STATE ELR - NEW YORK PRESBYTERIAN-LOWER MANHATTAN		1			1
NORTHSIDE HOSPITAL DULUTH			1	100%	1
NEW YORK STATE ELR - MONTEFIORE MEDICAL CENTER LABORATORIES - WEILER			1	100%	1
FLORIDA HEALTH CARE PLANS			1	100%	1
WUESTHOFF MEMORIAL HOSPITAL			1	100%	1
LABCORP LAFAYETTE		1			1
PRISMA HEALTH TUOMEY LABORATORY			1	100%	1
PHAROS HEALTH			1	100%	1
PEDIATRIC HEALTHCARE ALLIANCE			1	100%	1
PERDIDO URGENT CARE			1	100%	1

COVID-19: testing by laboratory

Data through Jul 12, 2020 verified as of Jul 13, 2020 at 09:25 AM

Data in this report are provisional and subject to change.

The numbers in the table below represent the number for whom test results were received by the Department of Health. A person can be tested by more than one laboratory and can have both positive and negative results. **Therefore, the sum of the numbers in each column will be larger than the total number of people tested.**

Reporting lab	Inconclusive	Negative	Positive	Percent positive	Total
LABCORP - HOLLYWOOD			1	100%	1
JOHNS HOPKINS MEDICAL LABORATORIES			1	100%	1
SOUTHWEST REGIONAL PCR LABORATORY			1	100%	1
REDITUS LABORATORIES			1	100%	1
QUEST - HOUSTON LAB			1	100%	1
HEART OF FLORIDA HMA			1	100%	1
DELAWARE DIAGNOSTICS LABS			1	100%	1
BEAUFORT MEMORIAL			1	100%	1
BEAUMONT HOSPITAL, GROSSE POINTE			1	100%	1
BAPTIST HEALTH MEDICAL CENTER			1	100%	1
Mt Sinai Aventura			1	100%	1
BOZEMAN HEALTH DEACONESS HOSPITAL		1			1
BAYCARE MEDICAL GROUP INC			1	100%	1
FLORIDA HOSPITAL			1	100%	1
FLORIDA WOMAN CARE LABORATORY			1	100%	1
BAY CARE LAB SERVICES/ST. ANTHONY'S HOSPITAL			1	100%	1
CHARLOTTE CHD PORT CHARLOTTE		1			1
COMMONWEALTH OF MASSACHUSETTS			1	100%	1
HAWAII DEPARTMENT OF HEALTH LAB			1	100%	1
LABCORP - LEESBURG			1	100%	1
CENTRA CARE HUNTER'S CREEK			1	100%	1
ECLRS			1	100%	1
CHATSWORTH ASSISTED LIVING COMMUNITY AT PGA NATIONAL			1	100%	1
LABCORP HOUSTON			1	100%	1
BIODORON LABORATORIES			1	100%	1
MONTANA DEPARTMENT OF PUBLIC HEALTH & HUMAN SERVICES			1	100%	1
CAROMONT HEALTH			1	100%	1
LEESBURG FAMILY MEDICINE		1			1
LOYOLA UNIVERSITY MEDICAL CENTER LABORATORY			1	100%	1
GENETRAIT LABORATORIES			1	100%	1
BAYCARE ALLIANT HOSPITAL			1	100%	1
BAYCARE OUTREACH LAB			1	100%	1
ACCESS HEALTH CARE			1	100%	1
AMERICAN MEDICAL LABORATORIES			1	100%	1
LATE HOURS URGENT CARE			1	100%	1
BIRMINGHAM VAMC		1			1
CATHOLIC HEALTH SYSTEM DEPT LABORATORY		1			1
CONEY ISLAND HOSPITAL		1			1
LABCORP-PORT ST.LUCIE		1			1
BLOOD SYSTEMS LABORATORIES			1	100%	1
BLOUNT MEMORIAL HOSPITAL		1			1
INDIAN RIVER CLINICAL LABORATORY, INC.		1			1
INTERMOUNTAIN MEDICAL CENTER			1	100%	1
HEALTH FIRST IBM-UX			1	100%	1
GRAND VIEW HOSPITAL			1	100%	1
AIM LABORATORIES			1	100%	1
LABCORP-CRYSTAL RIVER			1	100%	1

COVID-19: testing by laboratory

Data through Jul 12, 2020 verified as of Jul 13, 2020 at 09:25 AM

Data in this report are provisional and subject to change.

The numbers in the table below represent the number for whom test results were received by the Department of Health. A person can be tested by more than one laboratory and can have both positive and negative results. **Therefore, the sum of the numbers in each column will be larger than the total number of people tested.**

Reporting lab	Inconclusive	Negative	Positive	Percent positive	Total
AFC URGENT CARE			1	100%	1
ACCESSLAB		1			1
ACCESS HEALTH CARE PHYSICIANS			1	100%	1
Lourdes Hospital			1	100%	1
MHS LAB		1			1
NORTHWEST FL COMM HOSP			1	100%	1
THE UNIVERSITY OF VERMONT MEDICAL CENTER		1			1
THOMAS LANGLEY			1	100%	1
TEN HEALTHCARE			1	100%	1
ST JOSEPHS CHILDRENS HOSPITAL OUTREACH			1	100%	1
ST. JOSEPH'S HOSPITAL NORTH			1	100%	1
UF KANAPAHA LAB BEAKER		1			1
JEFFERSON COUNTY HEALTH DEPARTMENT-MONTICELLO		1			1
PEACHEALTH LABORATORIES		1			1
LABCORP - ORLANDO		1			1
INTERMARKET FACILITY			1	100%	1
JRS LABORATORY			1	100%	1
QUEST DIAGNOSTIC INC TECHINICAL			1	100%	1
QUEST DIAGNOSTICS-OCALA-SE 3RD		1			1
PREMIER MEDICAL LABORATORY			1	100%	1
PEDIATRIC ASSOCIATES - JACKSONVILLE			1	100%	1
PHELPS HOSPITAL LABORATORY		1			1
LAKEVIEW REGIONAL HOSPITAL			1	100%	1
SELECT LABORATORIES MARION COUNTY, LLC.			1	100%	1
LABCORP KANSAS CITY			1	100%	1
SANFORD SOUTH UNIVERSITY		1			1
REGIONAL MEDICAL LABORATORY			1	100%	1
REMISE OCCUPATIONAL HEALTH SOLUTIONS INC			1	100%	1
PHYSICIANS STAT			1	100%	1
FORT SANDERS REGIONAL LABORATORY		1			1
EXCEL URGENT CARE OF NJ			1	100%	1
PARKWAY REGIONAL MEDICAL CENTER LAB			1	100%	1
OHIO DEPARTMENT OF HEALTH			1	100%	1
ORMOND BEACH CENTRA CARE			1	100%	1
SACRED HEART MEDICAL GROUP			1	100%	1
SUNY AT STONY BROOK			1	100%	1
UC SAN DIEGO HEALTH			1	100%	1
ST. LUKE'S HOSPITAL - BETHLEHEM CAMPUS		1			1
FLORIDA HOSPITAL ALTAMONTE			1	100%	1
DOCS URGENT CARE			1	100%	1
HOUSTON HEALTH DEPARTMENT - BUREAU OF LABORATORY SERVICES			1	100%	1
HOLY NAME MEDICAL CENTER		1			1
RIVERSIDE METHODIST HOSPITAL LAB			1	100%	1
KETTERING MEDICAL CENTER			1	100%	1
PIEDMONT HOSPITAL LAB			1	100%	1
HEALTH NETWORK LABORATORIES		1			1
WILLIAM A HINTON STATE LABORATORY INSTITUTE			1	100%	1

COVID-19: testing by laboratory

Data through Jul 12, 2020 verified as of Jul 13, 2020 at 09:25 AM

Data in this report are provisional and subject to change.

The numbers in the table below represent the number for whom test results were received by the Department of Health. A person can be tested by more than one laboratory and can have both positive and negative results. **Therefore, the sum of the numbers in each column will be larger than the total number of people tested.**

Reporting lab	Inconclusive	Negative	Positive	Percent positive	Total
NEW YORK STATE ELR - NEW YORK CITY DEPARTMENT OF HEALTH & MENTAL		1			1
HARDIN MEMORIAL HOSPITAL - HEARTLAND PATHOLOGY CONSULTANTS			1	100%	1
ST VINCENT'S CHILTON		1			1
TUFTS MEDICAL CENTER			1	100%	1
AMMON LABS			1	100%	1
CAROLINAS HEALTHCARE SYSTEM LAB			1	100%	1
QUEST ELR		1			1
FALMOUTH BY THE SEA			1	100%	1
CBC LAB			1	100%	1
WOLFSON (USE BAPTIST)			1	100%	1
RDX BIOSCIENCE,			1	100%	1
DUKE HEALTH REGIONAL HOSPITAL			1	100%	1
SOUTH GEORGIA MEDICAL CENTER			1	100%	1
SHANDS AT LAKE SHORE LAB			1	100%	1
RIVERVIEW REGIONAL MEDICAL CENTER		1			1
SCIENCE CARE			1	100%	1
DOCTOR'S MEMORIAL HOSPITAL			1	100%	1
SMITH KLINE			1	100%	1
EDGAR PRICE FAMILY & CHILDREN HEALTHCARE CENTER			1	100%	1
OHIO STATE UNIVERSITY MEDICAL CENTER			1	100%	1
ONEIDA HEALTHCARE CENTER		1			1
SONIC REFERENCE LABORATORY			1	100%	1
THE CHILDREN'S HOSPITAL OF PHILADELPHIA		1			1
UW HOSPITAL AND CLINICS			1	100%	1
SUNY UPSTATE MEDICAL UNIVERSITY			1	100%	1
SPRING HILL REGIONAL HOSPITAL			1	100%	1
STATEN ISLAND UNIVERSITY HOSPITAL SEGUINE AVE		1			1
TALLAHASSEE MEMORIAL HOSPITAL/MICROBIOLOGY LAB			1	100%	1
AZALEA HEALTH			1	100%	1
MIDMICHIGAN MEDICAL CENTER			1	100%	1
CLEVELAND CLINIC OHIO LABORATORIES			1	100%	1
MAGNOLIA ADULT, LLC			1	100%	1
BAPTIST ER TOWN CTR			1	100%	1
NAVAL BRANCH MEDICAL CLINIC			1	100%	1
NORTH BROWARD MEDICAL CENTER			1	100%	1
NOT GIVEN			1	100%	1
BERKSHIRE MEDICAL CENTER			1	100%	1
BMC/JACSONVILLE		1			1
HANCOCK REGIONAL HOSPITAL		1			1
UNITED HEALTHCARE			1	100%	1
UNIVERSITY OF MISSOURI HEALTH CARE			1	100%	1
DHEC - S.C PUBLIC HEALTH LAB			1	100%	1
TANNER MEDICAL CENTER EAST AL		1			1
TRINITAS REGIONAL MEDICAL CENTER			1	100%	1
UTMB PATHOLOGY CLINICAL SERVICES LABORATORY			1	100%	1
WELLNOW URGENT CARE		1			1
XPRESS WELLNESS URGENT CARE			1	100%	1

COVID-19: testing by laboratory

Data through Jul 12, 2020 verified as of Jul 13, 2020 at 09:25 AM

Data in this report are provisional and subject to change.

The numbers in the table below represent the number for whom test results were received by the Department of Health. A person can be tested by more than one laboratory and can have both positive and negative results. **Therefore, the sum of the numbers in each column will be larger than the total number of people tested.**

Reporting lab	Inconclusive	Negative	Positive	Percent positive	Total
WATAUGA MEDICAL CENTER			1	100%	1
VIRACOR			1	100%	1
DICKERT			1	100%	1
Total	8,503	2,908,137	351,831	11%	3,268,471