

Coronavirus: summary of persons being monitored, persons under investigation, and cases

Data through Jul 11, 2020 verified as of Jul 12, 2020 at 09:25 AM

Data in this report are provisional and subject to change.

Monitored persons: people the Florida Department of Health was notified of for possible monitoring because they are a contact of a case, traveled from China, or were identified by the Centers for Disease Control and Prevention (CDC) as a part of a airline/ship contact investigation

Total reports	95,237
Total persons of high, medium, or unknown risk	91,551
High/medium/unknown risk still being monitored	15,741

Persons tested: includes PCR and antigen test results received by the Department of Health from the state public health laboratory (BPHL), as well as commercial and hospital laboratories

Total tested	2,576,813
Positive	269,811
Negative	2,304,196
Inconclusive	2,806
Awaiting testing	2,096

Cases: people with positive PCR or antigen test result

Total cases	269,811
Florida residents	266,119
Non-Florida residents	3,692

Type of testing	
Florida residents	266,119
Positive by BPHL/CDC	9,786
Positive by commercial/hospital lab	256,333
Non-Florida residents	
Positive by BPHL/CDC	168
Positive by commercial/hospital lab	3,524

Characteristics	
Florida residents hospitalized	18,271
Florida resident deaths	4,242
Change in deaths since previous report	+45
Non-Florida resident deaths	104

Hospitalized counts include anyone who was hospitalized at some point during their illness. It does not reflect the number of people currently hospitalized.

More information on deaths identified through death certificate data is available on the National Center for Health Statistics website at www.cdc.gov/nchs/nvss/vsrr/COVID19/index.htm.

Risk factors for Florida residents	
Traveled	2,875
Contact with a known case	73,889
Traveled and contact with a known case	2,791
Neither	186,564
No travel and no contact	27,336
Travel is unknown	131,841
Contact is unknown	40,132
Contact is pending	116,280

Travel can be unknown and contact can be unknown or pending for the same case, these numbers will sum to more than the "neither" total.

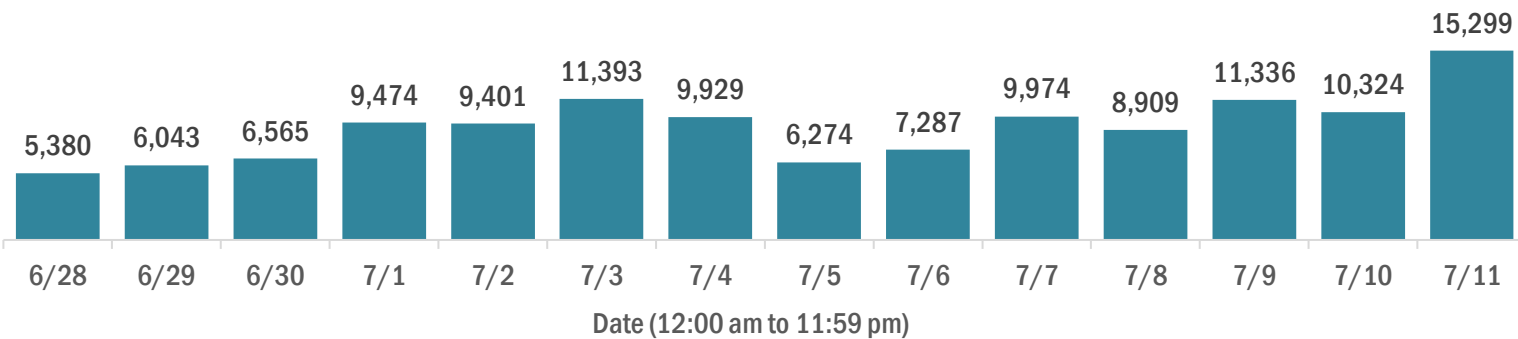
Coronavirus: cases and laboratory testing over time

Data through Jul 11, 2020 verified as of Jul 12, 2020 at 09:25 AM

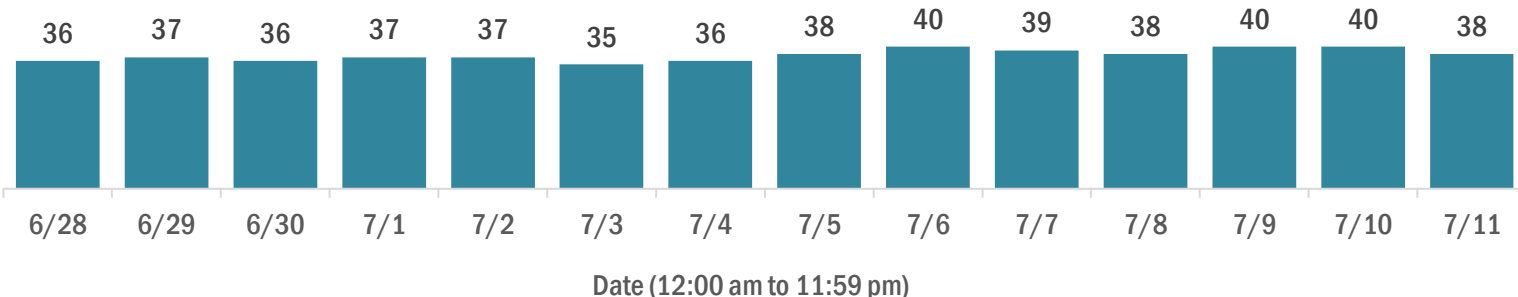
Data in this report are provisional and subject to change.

Cases in Florida residents per day for the past 2 weeks

Number of cases per day



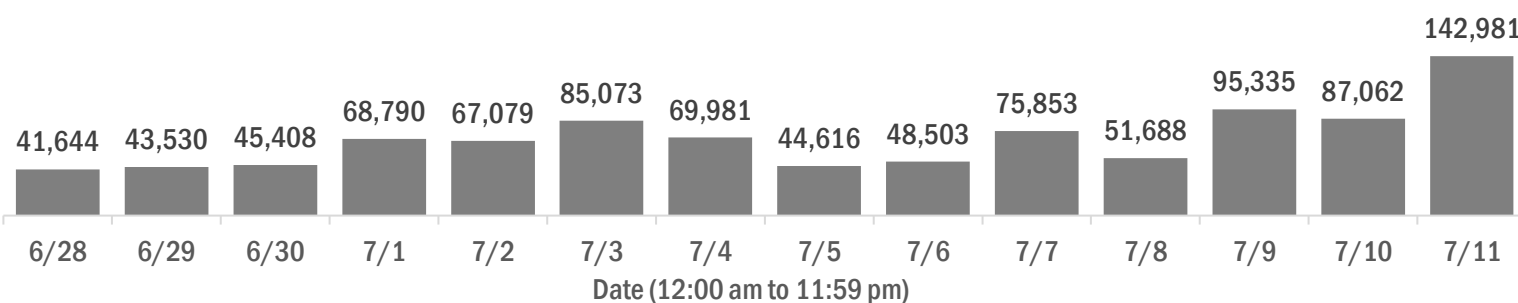
Median age of cases by day



Laboratory testing for Florida residents and non-Florida residents over the past 2 weeks

Number of people tested per day

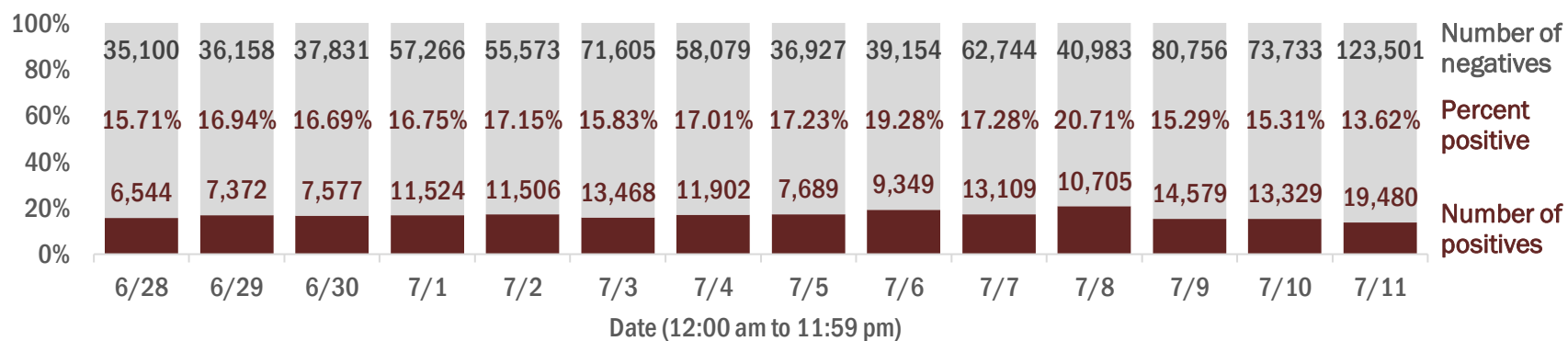
These counts include the number of people for whom the department received PCR or antigen laboratory results by day. People tested on multiple days will be included for each day a new result was received. A person is only counted once for each day they are tested, regardless of whether multiple specimens are tested or multiple results are received.



Number and percent of positive labs

The percent of positive results ranged from 13.62% to 20.71% over the past 2 weeks and was 13.62% yesterday.

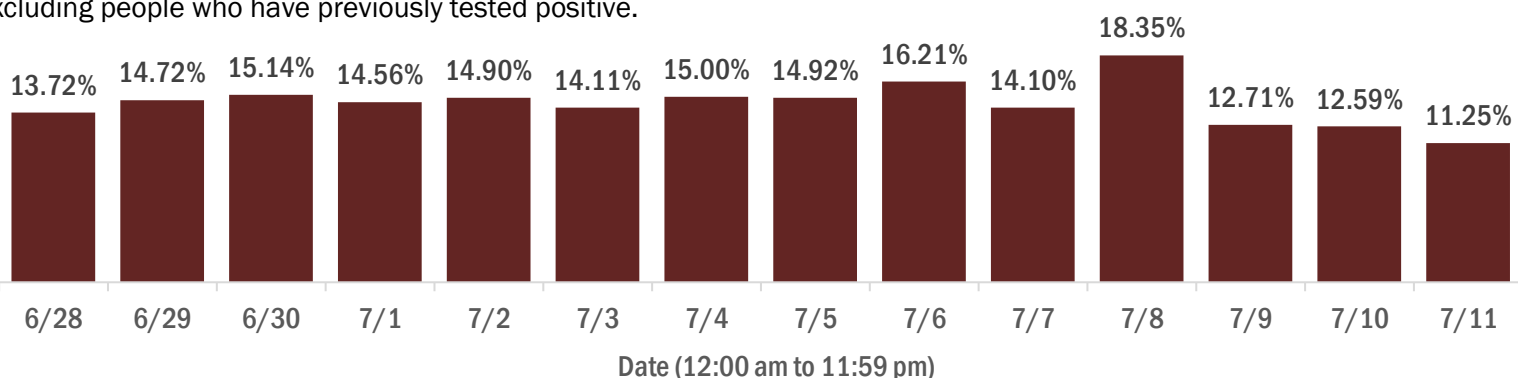
These counts include the number of people for whom the department received PCR or antigen laboratory results by day. People tested on multiple days will be included for each day a new result was received. A person is only counted once for each day they are tested, regardless of whether multiple specimens are tested or multiple results are received. If a person has a positive specimen and a negative specimen in the same day, only the positive result is counted.



Percent positivity for new cases

The percent of positive results ranged from 11.25% to 18.35% over the past 2 weeks and was 11.25% yesterday.

This percent is the number of people who test PCR- or antigen-positive for the first time divided by all the people tested that day, excluding people who have previously tested positive.



Coronavirus: characteristics of 266,119 Florida resident cases

Data through Jul 11, 2020 verified as of Jul 12, 2020 at 09:25 AM

Data in this report are provisional and subject to change.

Age group	Cases		Hospitalizations		Deaths	
0-4 years	4,211	2%	91	0%	0	0%
5-14 years	9,026	3%	69	0%	2	0%
15-24 years	43,166	16%	446	2%	11	0%
25-34 years	55,097	21%	1,143	6%	24	1%
35-44 years	43,336	16%	1,714	9%	86	2%
45-54 years	41,085	15%	2,458	13%	178	4%
55-64 years	32,712	12%	3,206	18%	398	9%
65-74 years	19,058	7%	3,511	19%	868	20%
75-84 years	11,148	4%	3,188	17%	1,186	28%
85+ years	6,773	3%	2,445	13%	1,489	35%
Unknown	507	0%	0	0%	0	0%
Total	266,119		18,271		4,242	

Gender	Cases	
Female	134,879	51%
Male	129,647	49%
Unknown	1,593	1%
Total	266,119	

Ethnicity	Cases		Hospitalizations		Deaths	
Hispanic	69,473	26%	6,205	34%	1,102	26%
Non-Hispanic	87,656	33%	11,031	60%	2,825	67%
Unknown	108,990	41%	1,035	6%	315	7%
Total	266,119		18,271		4,242	

Race and ethnicity	Cases		Hospitalizations		Deaths	
White	104,426	39%	10,927	60%	2,885	68%
Hispanic	48,100	18%	4,555	25%	892	21%
Non-Hispanic	46,814	18%	6,013	33%	1,860	44%
Unknown	9,512	4%	359	2%	133	3%
Black	40,231	15%	4,727	26%	894	21%
Hispanic	1,896	1%	244	1%	30	1%
Non-Hispanic	33,479	13%	4,361	24%	835	20%
Unknown	4,856	2%	122	1%	29	1%
Other race	22,203	8%	2,003	11%	301	7%
Hispanic	12,807	5%	1,280	7%	159	4%
Non-Hispanic	5,508	2%	611	3%	118	3%
Unknown	3,888	1%	112	1%	24	1%
Unknown race	99,259	37%	614	3%	162	4%
Hispanic	6,670	3%	126	1%	21	0%
Non-Hispanic	1,855	1%	46	0%	12	0%
Unknown	90,734	34%	442	2%	129	3%
Total	266,119		18,271		4,242	

Hospitalization counts include anyone who was hospitalized at some point during their illness. It does not reflect the number of people currently hospitalized. **Other race** includes any person with a race of American Indian/Alaskan native, Asian, native Hawaiian/Pacific Islander, or other.

Coronavirus: deaths in Florida residents and staff of long-term care facilities

Data through Jul 11, 2020 verified as of Jul 12, 2020 at 09:25 AM

Data in this report are provisional and subject to change.

For current cases in residents or staff of long-term care facilities, please visit: <https://floridahealthcovid19.gov/>

County	Deaths		County	Deaths		County	Deaths	
Dade	551	26%	Alachua	10	0%	Holmes	1	0%
Palm Beach	257	12%	Orange	10	0%	Levy	1	0%
Broward	169	8%	Seminole	10	0%	Monroe	1	0%
Pinellas	167	8%	Osceola	9	0%	Nassau	1	0%
Lee	126	6%	Walton	9	0%	Okeechobee	1	0%
Hillsborough	114	5%	Calhoun	6	0%	St. Johns	1	0%
Manatee	91	4%	Lake	6	0%	Sumter	1	0%
Polk	78	4%	Brevard	5	0%	Total	2,100	
Sarasota	65	3%	Gadsden	4	0%			
Charlotte	50	2%	Jefferson	4	0%			
Volusia	48	2%	Leon	4	0%			
Collier	40	2%	Okaloosa	4	0%			
Duval	39	2%	Baker	3	0%			
Escambia	39	2%	Hernando	3	0%			
St. Lucie	35	2%	Madison	3	0%			
Clay	26	1%	Marion	3	0%			
Martin	20	1%	Putnam	3	0%			
Suwannee	20	1%	Bradford	2	0%			
Hendry	18	1%	Citrus	1	0%			
Pasco	15	1%	Columbia	1	0%			
Washington	12	1%	Desoto	1	0%			
Indian River	11	1%	Hardee	1	0%			

Note: cases are summarized by the county of usual residence. Residents and staff may be cases associated with facilities that are not in their county of usual residence, resulting in cases being included below for counties that do not have facilities with known cases.

Coronavirus: characteristics of 269,811 cases

Data through Jul 11, 2020 verified as of Jul 12, 2020 at 09:25 AM

Data in this report are provisional and subject to change.

Tables below include cases in Florida residents and non-Florida residents.

All 67 Florida counties have cases:

County	FL resident		Non-FL resident	Total
Dade	63,780	24%	664	64,444
Broward	29,650	11%	375	30,025
Palm Beach	20,811	8%	207	21,018
Hillsborough	19,047	7%	103	19,150
Orange	17,700	7%	301	18,001
Duval	12,709	5%	155	12,864
Pinellas	10,760	4%	84	10,844
Lee	9,932	4%	191	10,123
Polk	7,219	3%	27	7,246
Collier	6,131	2%	89	6,220
Manatee	5,063	2%	49	5,112
Seminole	4,214	2%	15	4,229
Osceola	4,099	2%	68	4,167
Escambia	3,596	1%	550	4,146
Pasco	3,855	1%	20	3,875
Volusia	3,777	1%	28	3,805
Brevard	3,352	1%	17	3,369
Sarasota	3,067	1%	39	3,106
St. Lucie	2,845	1%	17	2,862
Martin	2,716	1%	18	2,734
Lake	2,490	1%	27	2,517
Leon	2,296	1%	52	2,348
Alachua	2,058	1%	40	2,098
St. Johns	1,818	1%	25	1,843
Clay	1,504	1%	4	1,508
Marion	1,483	1%	6	1,489
Santa Rosa	1,321	0%	10	1,331
Okaloosa	1,268	0%	17	1,285
Hendry	1,196	0%		1,196
Bay	1,154	0%	39	1,193
Indian River	1,173	0%	12	1,185
Charlotte	1,112	0%	5	1,117
Hernando	853	0%	8	861
Desoto	831	0%		831
Putnam	738	0%		738

County	FL resident		Non-FL resident	Total
Suwannee	719	0%	16	735
Sumter	650	0%	5	655
Hardee	596	0%	6	602
Gadsden	584	0%	4	588
Jackson	576	0%	11	587
Monroe	553	0%	19	572
Walton	508	0%	53	561
Citrus	545	0%	1	546
Highlands	529	0%	3	532
Okeechobee	523	0%	4	527
Nassau	503	0%	21	524
Flagler	484	0%	9	493
Columbia	470	0%	5	475
Hamilton	422	0%	3	425
Madison	329	0%	6	335
Unknown	59	0%	238	297
Liberty	274	0%		274
Levy	260	0%	3	263
Holmes	222	0%	5	227
Glades	203	0%		203
Calhoun	174	0%		174
Washington	159	0%	4	163
Baker	162	0%		162
Taylor	134	0%	2	136
Gilchrist	135	0%		135
Bradford	133	0%		133
Wakulla	125	0%	3	128
Union	114	0%		114
Dixie	108	0%		108
Gulf	85	0%	5	90
Jefferson	78	0%	3	81
Lafayette	53	0%		53
Franklin	32	0%	1	33
Total	266,119		3,692	269,811

Coronavirus: characteristics of 266,119 Florida resident cases

Data through Jul 11, 2020 verified as of Jul 12, 2020 at 09:25 AM

Data in this report are provisional and subject to change.

The table below includes the cities and counties of residence for cases in Florida residents based on the patient's ZIP Code.

Note that city is not always received as part of the initial notification and may be missing while the case is being investigated.

City and county	Cases
Miami, Dade	39,160
Orlando, Orange	13,454
Tampa, Hillsborough	11,833
Jacksonville, Duval	11,746
Hialeah, Dade	9,073
Fort Lauderdale, Broward	6,923
Hollywood, Broward	6,063
West Palm Beach, Palm Beach	5,038
Saint Petersburg, Pinellas	4,744
Homestead, Dade	4,496
Fort Myers, Lee	4,316
Naples, Collier	4,013
Pompano Beach, Broward	3,522
Bradenton, Manatee	3,489
Kissimmee, Osceola	3,315
Pensacola, Escambia	3,156
Lake Worth, Palm Beach	2,936
Boca Raton, Palm Beach	2,511
Sarasota, Sarasota	2,311
Lakeland, Polk	2,265
Tallahassee, Leon	2,257
Cape Coral, Lee	2,103
Lehigh Acres, Lee	2,001
Clearwater, Pinellas	1,974
Miami Beach, Dade	1,912
Miramar, Broward	1,909
Boynton Beach, Palm Beach	1,826
Port Saint Lucie, St. Lucie	1,805
Immokalee, Collier	1,731
Gainesville, Alachua	1,722
Miami Gardens, Dade	1,707
Winter Haven, Polk	1,551
Opa Locka, Dade	1,379
Delray Beach, Palm Beach	1,375
Stuart, Martin	1,354
Brandon, Hillsborough	1,304
Riverview, Hillsborough	1,151
Largo, Pinellas	1,098
Coral Springs, Broward	1,095
Lake Worth Beach, Palm Beach	1,065
Jupiter, Palm Beach	1,056
Missing, Broward	1,044
Plant City, Hillsborough	1,037
Ocala, Marion	1,037
Apopka, Orange	1,002
North Miami Beach, Dade	988
Davie, Broward	965
Fort Pierce, St. Lucie	963
Melbourne, Brevard	952
Sunrise, Broward	944
Sanford, Seminole	927
New Port Richey, Pasco	914
Deerfield Beach, Broward	865
Doral, Dade	858
Saint Augustine, St. Johns	851
Daytona Beach, Volusia	836
Indiantown, Martin	791
Panama City, Bay	788
Palmetto, Manatee	767

Coronavirus: characteristics of 266,119 Florida resident cases

Data through Jul 11, 2020 verified as of Jul 12, 2020 at 09:25 AM

Data in this report are provisional and subject to change.

The table below includes the cities and counties of residence for cases in Florida residents based on the patient's ZIP Code.

Note that city is not always received as part of the initial notification and may be missing while the case is being investigated.

City and county	Cases
Winter Park, Orange	760
Vero Beach, Indian River	753
Royal Palm Beach, Palm Beach	750
Plantation, Broward	729
Orange Park, Clay	729
Tamarac, Broward	727
Arcadia, Desoto	723
Oviedo, Seminole	696
Deltona, Volusia	691
North Miami, Dade	690
Bonita Springs, Lee	684
Palm Bay, Brevard	683
Palm Beach Gardens, Palm Beach	677
Altamonte Springs, Seminole	669
Winter Garden, Orange	661
Saint Cloud, Osceola	648
Belle Glade, Palm Beach	647
Clermont, Lake	647
Deland, Volusia	635
Florida City, Dade	632
Land O Lakes, Pasco	632
Clewiston, Hendry	627
Live Oak, Suwannee	620
Port Charlotte, Charlotte	599
Palm Harbor, Pinellas	591
Margate, Broward	590
Ocoee, Orange	583
Wesley Chapel, Pasco	580
Hallandale, Broward	574
Davenport, Polk	563
Seminole, Pinellas	549
Coral Gables, Dade	540
Milton, Santa Rosa	530
Pinellas Park, Pinellas	527
Wellington, Palm Beach	526
Coconut Creek, Broward	519
Ruskin, Hillsborough	514
Okeechobee, Okeechobee	512
Lutz, Hillsborough	508
North Lauderdale, Broward	507
Spring Hill, Hernando	501
Longwood, Seminole	500
Valrico, Hillsborough	496
Weston, Broward	496
Casselberry, Seminole	472
Jacksonville Beach, Duval	472
Fort Walton Beach, Okaloosa	472
Oakland Park, Broward	472
Windermere, Orange	464
Wimauma, Hillsborough	442
Pembroke Pines, Broward	439
Lake City, Columbia	434
Labelle, Hendry	426
Cocoa, Brevard	405
Lake Mary, Seminole	400
Palatka, Putnam	398
Missing, Palm Beach	397
Tavares, Lake	397
Haines City, Polk	396

Coronavirus: characteristics of 266,119 Florida resident cases

Data through Jul 11, 2020 verified as of Jul 12, 2020 at 09:25 AM

Data in this report are provisional and subject to change.

The table below includes the cities and counties of residence for cases in Florida residents based on the patient's ZIP Code.

Note that city is not always received as part of the initial notification and may be missing while the case is being investigated.

City and county	Cases
Quincy, Gadsden	391
Punta Gorda, Charlotte	384
Aventura, Dade	383
Palm Coast, Flagler	378
Winter Springs, Seminole	348
Bartow, Polk	342
Zephyrhills, Pasco	341
Miami Lakes, Dade	340
Leesburg, Lake	336
North Fort Myers, Lee	329
Maitland, Orange	328
Missing, Dade	325
Jasper, Hamilton	323
Tarpon Springs, Pinellas	322
Ormond Beach, Volusia	318
South Miami, Dade	317
North Port, Sarasota	314
Seffner, Hillsborough	308
Ponte Vedra Beach, St. Johns	308
Middleburg, Clay	306
Pahokee, Palm Beach	304
Loxahatchee, Palm Beach	301
Auburndale, Polk	300
South Bay, Palm Beach	298
Kissimmee, Polk	290
Cantonment, Escambia	286
Port Richey, Pasco	282
Wauchula, Hardee	280
Dade City, Pasco	278
Lake Wales, Polk	274
Brooksville, Hernando	267
Hudson, Pasco	264
Gulf Breeze, Santa Rosa	263
Mulberry, Polk	263
Missing, Collier	262
Dunedin, Pinellas	262
Riviera Beach, Palm Beach	262
The Villages, Sumter	255
Bristol, Liberty	250
Merritt Island, Brevard	249
Fellsmere, Indian River	249
Port Orange, Volusia	244
Crestview, Okaloosa	243
Holiday, Pasco	241
Venice, Sarasota	240
Navarre, Santa Rosa	240
Orange City, Volusia	236
Saint Johns, St. Johns	236
Polk City, Polk	235
Lantana, Palm Beach	228
Sarasota, Manatee	227
Palm City, Martin	227
Fernandina Beach, Nassau	226
Cooper City, Broward	225
Dover, Hillsborough	224
Eustis, Lake	223
Sebring, Highlands	223
Missing, Hillsborough	223
Green Cove Springs, Clay	221

Coronavirus: characteristics of 266,119 Florida resident cases

Data through Jul 11, 2020 verified as of Jul 12, 2020 at 09:25 AM

Data in this report are provisional and subject to change.

The table below includes the cities and counties of residence for cases in Florida residents based on the patient's ZIP Code.

Note that city is not always received as part of the initial notification and may be missing while the case is being investigated.

City and county	Cases
Dania, Broward	221
Estero, Lee	220
Odessa, Hillsborough	220
Key West, Monroe	216
Titusville, Brevard	214
Defuniak Springs, Walton	210
Parrish, Manatee	205
Bonifay, Holmes	205
Atlantic Beach, Duval	201
Madison, Madison	199
Destin, Okaloosa	193
Rockledge, Brevard	191
Lauderhill, Broward	191
Pinecrest, Dade	191
Fleming Island, Clay	190
Gibsonton, Hillsborough	188
Moore Haven, Glades	188
Marianna, Jackson	185
Avon Park, Highlands	180
Wilton Manors, Broward	180
Sneads, Jackson	179
Panama City Beach, Bay	178
Hobe Sound, Martin	178
Debary, Volusia	175
Missing, Orange	167
Groveland, Lake	166
Oldsmar, Pinellas	166
New Smyrna Beach, Volusia	164
Crescent City, Putnam	163
Key Biscayne, Dade	162
Lauderdale Lakes, Broward	162
Apollo Beach, Hillsborough	161
Missing, Duval	161
Mount Dora, Lake	160
Frostproof, Polk	160
Bushnell, Sumter	159
Santa Rosa Beach, Walton	157
Ponte Vedra, St. Johns	153
Parkland, Broward	152
Inverness, Citrus	149
Palm Springs, Palm Beach	149
Fort Meade, Polk	147
Safety Harbor, Pinellas	146
Missing, Pasco	146
Ellenton, Manatee	143
Lithia, Hillsborough	142
Pace, Santa Rosa	137
Sun City Center, Hillsborough	134
Bowling Green, Hardee	131
Niceville, Okaloosa	126
North Palm Beach, Palm Beach	125
Missing, Polk	121
Sebastian, Indian River	118
Missing, Hardee	116
Alachua, Alachua	116
Perry, Taylor	114
Chipley, Washington	113
Lynn Haven, Bay	113
Blountstown, Calhoun	112

Coronavirus: characteristics of 266,119 Florida resident cases

Data through Jul 11, 2020 verified as of Jul 12, 2020 at 09:25 AM

Data in this report are provisional and subject to change.

The table below includes the cities and counties of residence for cases in Florida residents based on the patient's ZIP Code.

Note that city is not always received as part of the initial notification and may be missing while the case is being investigated.

City and county	Cases
Missing, Hendry	111
Chiefland, Levy	111
Macclenny, Baker	110
Missing, St. Johns	109
Cocoa Beach, Brevard	106
Jacksonville, St. Johns	106
Missing, Lee	104
Summerfield, Marion	104
Jensen Beach, Martin	104
Missing, Santa Rosa	104
Yulee, Nassau	104
Neptune Beach, Duval	103
Crawfordville, Wakulla	102
Palmetto Bay, Dade	99
Trenton, Gilchrist	95
Crystal River, Citrus	94
Starke, Bradford	94
Key Largo, Monroe	93
Satellite Beach, Brevard	92
Missing, Desoto	89
Myakka City, Manatee	87
Thonotosassa, Hillsborough	86
Edgewater, Volusia	85
Missing, Madison	85
Missing, Citrus	83
Callahan, Nassau	83
Belleview, Marion	83
Missing, Brevard	83
Clearwater Beach, Pinellas	82
Jennings, Hamilton	82
Carol City, Dade	80
Missing, Osceola	80
Shalimar, Okaloosa	80
Holly Hill, Volusia	80
Newberry, Alachua	80
Missing, Marion	79
Minneola, Lake	77
Lake Alfred, Polk	76
Mascotte, Lake	75
Wildwood, Sumter	74
Pierson, Volusia	74
Missing, St. Lucie	71
Dunnellon, Marion	71
Englewood, Charlotte	70
Lake Placid, Highlands	69
Lady Lake, Lake	69
Mary Esther, Okaloosa	68
West Melbourne, Brevard	67
Williston, Levy	66
Lake Park, Palm Beach	65
Spring Hill, Pasco	65
Avon Park, Polk	65
Nokomis, Sarasota	65
Tavernier, Monroe	62
Marathon, Monroe	62
Monticello, Jefferson	62
Missing, Volusia	61
Sorrento, Lake	61
Havana, Gadsden	61

Coronavirus: characteristics of 266,119 Florida resident cases

Data through Jul 11, 2020 verified as of Jul 12, 2020 at 09:25 AM

Data in this report are provisional and subject to change.

The table below includes the cities and counties of residence for cases in Florida residents based on the patient's ZIP Code.

Note that city is not always received as part of the initial notification and may be missing while the case is being investigated.

City and county	Cases
Old Town, Dixie	61
Zolfo Springs, Hardee	60
Gulfport, Pinellas	60
Tequesta, Palm Beach	59
Palm Beach, Palm Beach	59
Missing, Jackson	58
Missing, Martin	58
Homosassa, Citrus	57
Indialantic, Brevard	56
De Leon Springs, Volusia	56
Gotha, Orange	55
Medley, Dade	55
Chuluota, Seminole	55
Missing, Sarasota	55
Lake Butler, Union	54
Geneva, Seminole	54
Trinity, Pasco	53
Southwest Ranches, Broward	53
Marco Island, Collier	52
Missing, Seminole	51
Ave Maria, Collier	51
Freeport, Walton	50
Graceville, Jackson	50
Missing, Indian River	49
Cape Canaveral, Brevard	48
Missing, Highlands	48
Alva, Lee	48
Mayo, Lafayette	47
Hilliard, Nassau	47
Missing, Hernando	46
Molino, Escambia	46
Missing, Escambia	44
Port Saint Joe, Gulf	43
Miramar Beach, Walton	43
Montverde, Lake	43
Midway, Gadsden	43
Fort Myers Beach, Lee	43
Missing, Pinellas	42
Eagle Lake, Polk	42
Englewood, Sarasota	42
Missing, Monroe	42
Fruitland Park, Lake	41
Flagler Beach, Flagler	41
Mims, Brevard	41
Umatilla, Lake	41
Jay, Santa Rosa	40
Bronson, Levy	40
Missing, Manatee	40
Bunnell, Flagler	40
Kenneth City, Pinellas	40
Beverly Hills, Citrus	39
Rotunda West, Charlotte	39
Cross City, Dixie	39
High Springs, Alachua	38
East Palatka, Putnam	37
West Miami, Dade	36
Oxford, Sumter	36
Altha, Calhoun	36
Archer, Alachua	36

Coronavirus: characteristics of 266,119 Florida resident cases

Data through Jul 11, 2020 verified as of Jul 12, 2020 at 09:25 AM

Data in this report are provisional and subject to change.

The table below includes the cities and counties of residence for cases in Florida residents based on the patient's ZIP Code.

Note that city is not always received as part of the initial notification and may be missing while the case is being investigated.

City and county	Cases
Belle Isle, Orange	35
Interlachen, Putnam	35
Greenacres, Palm Beach	35
Raiford, Union	35
Indian Rocks Beach, Pinellas	35
South Daytona, Volusia	34
Zellwood, Orange	34
Hernando, Citrus	34
Oakland, Orange	34
Lakewood Ranch, Manatee	33
Fort White, Columbia	33
Chattahoochee, Gadsden	33
Weeki Wachee, Hernando	33
O Brien, Suwannee	33
Missing, Lake	32
Keystone Heights, Clay	32
Seville, Volusia	32
Coconut Grove, Dade	31
Missing, Unknown	31
Greenwood, Jackson	30
Melbourne Beach, Brevard	30
Missing, Nassau	30
El Portal, Dade	30
Viera, Brevard	30
Islamorada, Monroe	30
South Pasadena, Pinellas	30
Osprey, Sarasota	29
Lake Panasoffkee, Sumter	29
Lecanto, Citrus	29
Bell, Gilchrist	29
Dundee, Polk	29
Wewahitchka, Gulf	28
Century, Escambia	27
Hastings, St. Johns	27
Bal Harbour, Dade	27
Biscayne Park, Dade	27
Pomona Park, Putnam	26
Indian Harbour Beach, Brevard	26
Cutler Bay, Dade	26
Dunnellon, Citrus	26
Sanibel, Lee	26
Surfside, Dade	25
Citra, Marion	25
Christmas, Orange	24
Baker, Okaloosa	24
Gretna, Gadsden	24
Missing, Flagler	24
Webster, Sumter	24
Branford, Suwannee	24
Cottdale, Jackson	23
Lawtey, Bradford	23
Grand Island, Lake	23
Vernon, Washington	23
Felda, Hendry	22
Florida Dept Of Corrections, Union	22
Celebration, Osceola	22
Satsuma, Putnam	22
Missing, Okaloosa	22
Greenville, Madison	22

Coronavirus: characteristics of 266,119 Florida resident cases

Data through Jul 11, 2020 verified as of Jul 12, 2020 at 09:25 AM

Data in this report are provisional and subject to change.

The table below includes the cities and counties of residence for cases in Florida residents based on the patient's ZIP Code.

Note that city is not always received as part of the initial notification and may be missing while the case is being investigated.

City and county	Cases
Sanderson, Baker	22
Missing, Gadsden	22
San Antonio, Pasco	21
Hawthorne, Alachua	21
Malabar, Brevard	21
Missing, Leon	21
Missing, Clay	21
Hallandale Beach, Broward	21
Citrus Springs, Citrus	20
Lake Hamilton, Polk	20
Missing, Walton	20
Southport, Bay	20
Center Hill, Sumter	20
Mcalpin, Suwannee	19
Grand Ridge, Jackson	19
Elkton, St. Johns	19
Howey-In-The-Hills, Lake	19
Canal Point, Palm Beach	18
Lauderdale By The Sea, Broward	18
Ocklawaha, Marion	18
Poinciana, Polk	18
Sunny Isles Beach, Dade	18
Fern Park, Seminole	18
Juno Beach, Palm Beach	18
Melrose, Putnam	18
Glen Saint Mary, Baker	18
Lee, Madison	17
Silver Springs, Marion	17
Missing, Levy	17
Hypoluxo, Palm Beach	17
Osteen, Volusia	17
Miami Springs, Dade	17
Coleman, Sumter	17
Atlantis, Palm Beach	17
Madeira Beach, Pinellas	17
Inlet Beach, Walton	17
Princeton, Dade	17
Lake Helen, Volusia	16
Reddick, Marion	16
Patrick Air Force Base, Brevard	16
Unknown, Orange	16
Morrison, Levy	15
Youngstown, Bay	15
Hialeah Gardens, Dade	15
White Springs, Hamilton	15
Ochopee, Collier	15
Belleair Beach, Pinellas	15
Bradenton Beach, Manatee	15
Bokeelia, Lee	15
Temple Terrace, Hillsborough	15
The Villages, Lake	15
Big Pine Key, Monroe	15
Astor, Lake	14
Grant-Valkaria, Brevard	14
Laurel Hill, Okaloosa	14
Hosford, Liberty	14
Missing, Bay	14
Missing, Washington	14
Missing, Sumter	14

Coronavirus: characteristics of 266,119 Florida resident cases

Data through Jul 11, 2020 verified as of Jul 12, 2020 at 09:25 AM

Data in this report are provisional and subject to change.

The table below includes the cities and counties of residence for cases in Florida residents based on the patient's ZIP Code.

Note that city is not always received as part of the initial notification and may be missing while the case is being investigated.

City and county	Cases
Mcdavid, Escambia	14
Malone, Jackson	14
North Bay Village, Dade	14
Apalachicola, Franklin	14
Sweetwater, Dade	13
Babson Park, Polk	13
Kendall, Dade	13
Florida State University, Leon	13
Carrollwood, Hillsborough	13
Missing, Calhoun	13
Stock Island, Monroe	13
Missing, Gulf	13
Yalaha, Lake	13
Naranja, Dade	13
Crystal Beach, Pinellas	12
Bryceville, Nassau	12
Micanopy, Alachua	12
Belleair, Pinellas	12
Saint James City, Lee	12
Alafaya, Orange	12
Missing, Jefferson	12
Astatula, Lake	11
Alford, Jackson	11
Missing, Baker	11
Singer Island, Palm Beach	11
Lady Lake, Sumter	11
Edgewood, Orange	11
Odessa, Pasco	11
Floral City, Citrus	11
Missing, Okeechobee	11
Weirsdale, Marion	11
Eglin Air Force Base, Okaloosa	11
Missing, Suwannee	10
Summerland Key, Monroe	10
Village Of Palmetto Bay, Dade	10
Sumterville, Sumter	10
West Park, Broward	10
Nocatee, Desoto	10
Placida, Charlotte	10
Fort Denaud, Hendry	10
Haverhill, Palm Beach	10
Hollister, Putnam	10
Missing, Gilchrist	10
Valparaiso, Okaloosa	10
Miami Shores, Dade	10
Greensboro, Gadsden	10
San Mateo, Putnam	10
Steinhatchee, Taylor	10
Missing, Liberty	10
Anthony, Marion	10
Lighthouse Point, Broward	10
Barefoot Bay, Brevard	9
Kissimmee, Orange	9
Waverly, Polk	9
Okahumpka, Lake	9
Eastpoint, Franklin	9
Missing, Holmes	9
Ona, Hardee	9
Wellborn, Suwannee	9

Coronavirus: characteristics of 266,119 Florida resident cases

Data through Jul 11, 2020 verified as of Jul 12, 2020 at 09:25 AM

Data in this report are provisional and subject to change.

The table below includes the cities and counties of residence for cases in Florida residents based on the patient's ZIP Code.

Note that city is not always received as part of the initial notification and may be missing while the case is being investigated.

City and county	Cases
Holmes Beach, Manatee	9
Lake Suzy, Desoto	9
Longboat Key, Manatee	9
Goulds, Dade	8
Baldwin, Duval	8
Balm, Hillsborough	8
Paisley, Lake	8
Sun City, Hillsborough	8
Heathrow, Seminole	8
Callaway, Bay	8
Bay Harbor Islands, Dade	8
Waldo, Alachua	8
Oak Hill, Volusia	8
Winter Park, Seminole	8
Fountain, Bay	8
Fruit Cove, St. Johns	8
Golden Beach, Dade	8
Sopchoppy, Wakulla	8
Carrabelle, Franklin	7
Clarksville, Calhoun	7
Missing, Glades	7
Ponce Inlet, Volusia	7
Florahome, Putnam	7
Matlacha, Lee	7
Reunion, Osceola	7
Missing, Wakulla	7
Tice, Lee	7
Bellview, Escambia	7
Bayonet Point, Pasco	7
Altoona, Lake	7
Dania Beach, Broward	7
Santa Fe, Alachua	7
Terra Ceia, Manatee	6
Mangonia Park, Palm Beach	6
Tioga, Alachua	6
Venus, Highlands	6
Kindred, Osceola	6
Missing, Dixie	6
Walnut Hill, Escambia	6
Treasure Island, Pinellas	6
Lutz, Pasco	6
Sebastian, Brevard	6
Pinetta, Madison	6
Pensacola Beach, Santa Rosa	6
Unknown, Dade	6
Missing, Charlotte	6
North Redington Beach, Pinellas	6
Tierra Verde, Pinellas	5
Kinard, Calhoun	5
La Crosse, Alachua	5
Brooker, Bradford	5
Caryville, Washington	5
Labelle, Glades	5
Saint Pete Beach, Pinellas	5
Kathleen, Polk	5
Westville, Holmes	5
Inglis, Levy	5
Wahneta, Polk	5
Ocean Ridge, Palm Beach	5

Coronavirus: characteristics of 266,119 Florida resident cases

Data through Jul 11, 2020 verified as of Jul 12, 2020 at 09:25 AM

Data in this report are provisional and subject to change.

The table below includes the cities and counties of residence for cases in Florida residents based on the patient's ZIP Code.

Note that city is not always received as part of the initial notification and may be missing while the case is being investigated.

City and county	Cases
Missing, Bradford	5
Harmony, Osceola	5
Georgetown, Putnam	5
Holt, Okaloosa	5
Highland City, Polk	4
Kenansville, Osceola	4
Missing, Lafayette	4
Bascom, Jackson	4
Missing, Alachua	4
Northdale, Hillsborough	4
Destin, Walton	4
Tallevast, Manatee	4
Hiawassee, Orange	4
Indian Lake Estates, Polk	4
Poinciana, Osceola	4
Homeland, Polk	4
Lamont, Jefferson	4
Tyndall Air Force Base, Bay	4
Hampton, Bradford	4
Long Boat Key, Manatee	4
Missing, Taylor	4
Penney Farms, Clay	4
Mango, Hillsborough	4
Mayport, Duval	4
Siesta Key, Sarasota	4
Ridge Manor, Pasco	3
Intercession City, Osceola	3
Miami, Unknown	3
Captiva, Lee	3
Belleair Bluffs, Pinellas	3
Missing, Union	3
Palm Shores, Brevard	3
Fort McCoy, Marion	3
Candler, Marion	3
Plymouth, Orange	3
Palma Sola, Manatee	3
Palmdale, Glades	3
Bonifay, Washington	3
Cloud Lake, Palm Beach	3
Sydney, Hillsborough	3
Ponce De Leon, Walton	3
Panacea, Wakulla	3
Azalea Park, Orange	3
East Lake, Marion	3
Ybor City, Hillsborough	3
Wabasso, Indian River	3
Hernando Beach, Hernando	3
Eloise, Polk	3
Enterprise, Volusia	3
Centerville, Leon	3
Saint Marks, Wakulla	3
Lehigh, Lee	3
Port Saint John, Brevard	3
Perrine, Dade	3
Nobleton, Hernando	3
Altamonte Springs, Orange	3
Lorida, Highlands	3
Dowling Park, Suwannee	3
Buena Ventura Lakes, Osceola	3

Coronavirus: characteristics of 266,119 Florida resident cases

Data through Jul 11, 2020 verified as of Jul 12, 2020 at 09:25 AM

Data in this report are provisional and subject to change.

The table below includes the cities and counties of residence for cases in Florida residents based on the patient's ZIP Code.

Note that city is not always received as part of the initial notification and may be missing while the case is being investigated.

City and county	Cases
Campbellton, Jackson	3
Gulf Stream, Palm Beach	3
City Of Sunrise, Broward	3
Mayport Naval Housing, Duval	3
Oneco, Manatee	3
Perdido Key, Escambia	3
Westchase, Hillsborough	3
Nichols, Polk	2
Union Park, Orange	2
Miromar Lakes, Lee	2
Missing, Putnam	2
Mount Plymouth, Lake	2
Mulberry, Hillsborough	2
Fpo, Duval	2
Elfers, Pasco	2
Cedar Key, Levy	2
Eaton Park, Polk	2
Braden River, Manatee	2
Lake Butler, Bradford	2
Miami, Martin	2
Missing, Franklin	2
At Large, Broward	2
Celebration, Orange	2
Goodland, Collier	2
Durant, Hillsborough	2
Saint Leo, Pasco	2
Sand Lake, Orange	2
West Palm Beach, Unknown	2
Longboat Key, Sarasota	2
Homosassa Springs, Citrus	2
Earleton, Alachua	2
Eatonville, Orange	2
Aloma, Orange	2
Branford, Lafayette	2
San Carlos Park, Lee	2
Pompano Beach, Unknown	2
Rubonia, Manatee	2
Steinhatchee, Dixie	2
Gulf Breeze, Escambia	2
Key Colony Beach, Monroe	2
Lacoochee, Pasco	2
Lamont, Taylor	2
Land O Lakes, Hillsborough	2
Maxville, Duval	2
Unknown, Seminole	2
Sugarloaf, Monroe	2
Duette, Manatee	2
Cudjoe Key, Monroe	2
Cutler Ridge, Dade	2
Bay Pines, Pinellas	2
Anna Maria, Manatee	2
Lealman, Pinellas	2
Missing, Hamilton	2
Alturas, Polk	2
Davenport, Osceola	2
Dinsmore, Duval	2
Daytpma, Unknown	2
Forest City, Orange	2
Lake Harbor, Palm Beach	2

Coronavirus: characteristics of 266,119 Florida resident cases

Data through Jul 11, 2020 verified as of Jul 12, 2020 at 09:25 AM

Data in this report are provisional and subject to change.

The table below includes the cities and counties of residence for cases in Florida residents based on the patient's ZIP Code.

Note that city is not always received as part of the initial notification and may be missing while the case is being investigated.

City and county	Cases
Yankeetown, Levy	2
Bradley, Polk	2
Boca Grande, Lee	2
Graceville, Holmes	2
Inlet Beach, Bay	2
Fisher Island, Dade	2
Pembroke Park, Broward	2
Pine Hills, Orange	2
North Venice, Sarasota	2
Tangerine, Orange	2
Shady Grove, Taylor	2
Archer, Levy	2
Lockhart, Orange	2
Hawthorne, Putnam	2
Saint Lucie West, St. Lucie	2
University Park, Manatee	2
Valkaria, Brevard	2
West Villages, Sarasota	2
West Bradenton, Manatee	1
Wintergarden, Orange	1
Venice, Hillsborough	1
Unknown, Broward	1
Tallahassee, Unknown	1
The Villages, Marion	1
Seven Springs, Pasco	1
River Ranch, Polk	1
Port Everglades, Broward	1
Quail Heights, Dade	1
Ramrod Key, Monroe	1
Palm Beach Shores, Palm Beach	1
Orlando, Columbia	1
Jensen Beach, St. Lucie	1
Jupiter, Duval	1
Lake Como, Putnam	1
Lake Monroe, Seminole	1
Laud-By-The-Sea, Broward	1
Loxahatchee Groves, Palm Beach	1
Boca Raton, Orange	1
Bagdad, Santa Rosa	1
Crescent City, Unknown	1
Hallandale Beach, Unknown	1
Immokalee, Lee	1
Indian Shores, Pinellas	1
Fort Lauderdale, Unknown	1
Ferndale, Lake	1
South Daytona Beach, Volusia	1
Sunny Hills, Washington	1
Switzerland, St. Johns	1
Tampa Palms, Hillsborough	1
Unknown, Columbia	1
Unknown, Palm Beach	1
Watersound, Walton	1
Welaka, Putnam	1
Wesley Chapel, Alachua	1
Tewksbury, Orange	1
Tampa, Pinellas	1
Okeechobee, St. Lucie	1
Oklawaha, Marion	1
Olustee, Baker	1

Coronavirus: characteristics of 266,119 Florida resident cases

Data through Jul 11, 2020 verified as of Jul 12, 2020 at 09:25 AM

Data in this report are provisional and subject to change.

The table below includes the cities and counties of residence for cases in Florida residents based on the patient's ZIP Code.

Note that city is not always received as part of the initial notification and may be missing while the case is being investigated.

City and county	Cases
Orlando, Seminole	1
Miamf, Dade	1
Milton, Escambia	1
Parker, Bay	1
Sewalls Point, Martin	1
San Antonio, Unknown	1
Fl, Dade	1
Fellsmele, Brevard	1
Estero, Collier	1
Jacksonville, Unknown	1
Hallandle Beach, Broward	1
Manalapan, Palm Beach	1
Laurel, Sarasota	1
Leesburg, Sumter	1
Buckingham, Lee	1
Bay Lake, Orange	1
Beverly Beach, Flagler	1
Aollywoss, Dade	1
Arnondale, Hillsborough	1
Cortez, Manatee	1
Clermont, Orange	1
Clermont, Polk	1
Doctors Inlet, Clay	1
Woodville, Leon	1
Wimauma, Manatee	1
Paxton, Walton	1
Palm Coast, Orange	1
Saint Cloud, Orange	1
Saint Petersburg, Dade	1
Scottsmoor, Brevard	1
Logwood, Seminole	1
Loughman, Polk	1
Orlando, Brevard	1
Gastonia, Polk	1
Goldenrod, Seminole	1
Green Acres, Palm Beach	1
Lake City, Suwannee	1
Darien, Pasco	1
Bostwick, Putnam	1
Bartow, Unknown	1
Champions Gate, Polk	1
Chokoloskee, Collier	1
Maitland, Seminole	1
Live Oak, Columbia	1
Long Key, Monroe	1
Gibsonia, Polk	1
Greenacres, Unknown	1
Apopka, Unknown	1
Alligator Point, Wakulla	1
Bayshore Gardens, Manatee	1
Bonita Springs, Collier	1
Daytona Beach Shores, Volusia	1
Doral, Broward	1
Crystal Springs, Pasco	1
Everett, Dade	1
Everglades City, Collier	1
Fort Charlotte, Charlotte	1
Orlando, Orange	1
Ocala, Unknown	1

Coronavirus: characteristics of 266,119 Florida resident cases

Data through Jul 11, 2020 verified as of Jul 12, 2020 at 09:25 AM

Data in this report are provisional and subject to change.

The table below includes the cities and counties of residence for cases in Florida residents based on the patient's ZIP Code.

Note that city is not always received as part of the initial notification and may be missing while the case is being investigated.

City and county	Cases
Saint Cloud, Manatee	1
Redington Beach, Pinellas	1
South Fort Myers, Lee	1
Town N Country, Hillsborough	1
Trilby, Pasco	1
Tampa, Orange	1
University Of Central Fl, Orange	1
Valrico, Orange	1
Wewahitchka, Calhoun	1
Winterpark, Unknown	1
Venice, Manatee	1
Unknown, Volusia	1
Westville, Walton	1
Saint Johns, Duval	1
Pensacola Beach, Escambia	1
Pine Castle, Orange	1
Miccosukee, Leon	1
Miami, Lee	1
Ft Pierce, St. Lucie	1
Homeless, Hillsborough	1
Homeless, Monroe	1
Homeless, Pinellas	1
Hutchinson Island, St. Lucie	1
Attached, Brevard	1
Alpharetta, Broward	1
Clarcona, Orange	1
Deltona, Seminole	1
Sharpes, Brevard	1
Sorrento, Orange	1
Uknown, Unknown	1
Unable To Obtain, Palm Beach	1
University Of Tampa, Hillsborough	1
Sanford, Orange	1
Perth Amboy, Hillsborough	1
Rivera Beach, Palm Beach	1
North Fort Myers, Charlotte	1
Watersound, Bay	1
Cape Haze, Charlotte	1
Alva, Escambia	1
Bayou George, Bay	1
Davie, Unknown	1
Clearwater, Pasco	1
Clewiston, Palm Beach	1
Homossa, Orange	1
Hudson, Pinellas	1
Jacksonville Naval Air Station, Duval	1
Jacksonville Naval Hospital, Duval	1
Gonzalez, Escambia	1
Kiiafai, Dade	1
Weston, Unknown	1
Winter Springs, Orange	1
Seacrest, Bay	1
West Delray Beach, Palm Beach	1
West Hollywood, Broward	1
Unknown Out Of Area, Palm Beach	1
Unknown, Duval	1
Pasadena, Pinellas	1
Pensacola Naval Hospital, Escambia	1
Point Washington, Walton	1

Coronavirus: characteristics of 266,119 Florida resident cases

Data through Jul 11, 2020 verified as of Jul 12, 2020 at 09:25 AM

Data in this report are provisional and subject to change.

The table below includes the cities and counties of residence for cases in Florida residents based on the patient's ZIP Code.

Note that city is not always received as part of the initial notification and may be missing while the case is being investigated.

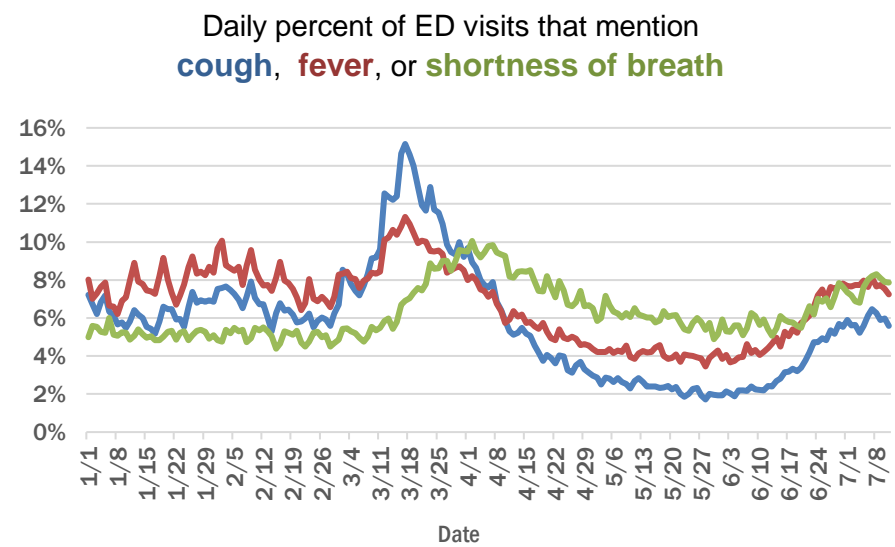
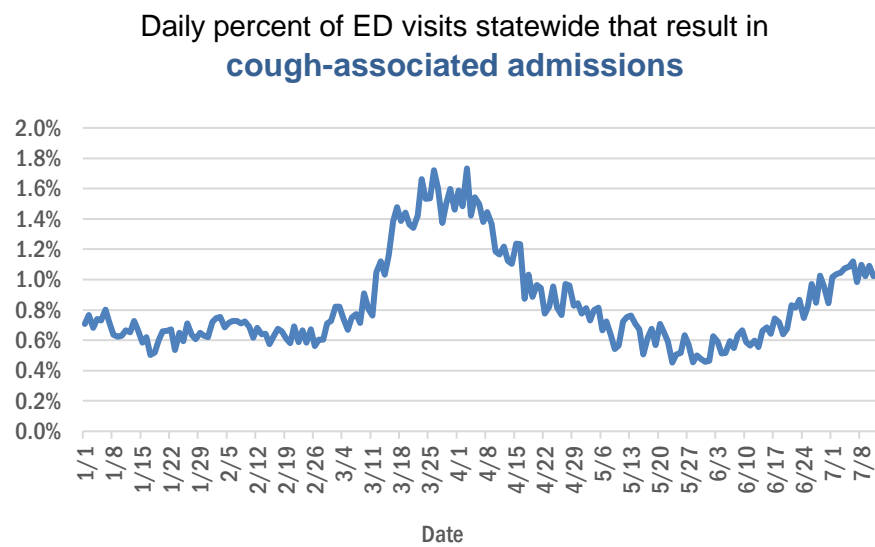
City and county	Cases
Ponce De Leon, Holmes	1
El Jobean, Charlotte	1
Durango, Lee	1
Franklin, Orange	1
Haines City, Orange	1
Clearwater, Hillsborough	1
Austin, Dade	1
Apo, Collier	1
Astor, Volusia	1
Mount Dora, Orange	1
New Church, Palm Beach	1
Mcintosh, Marion	1
Jena, Taylor	1
Leisure City, Dade	1
Litchfield Park, Unknown	1
Lauderhill, Unknown	1
Cypress Gardens, Polk	1
Everglades National Park, Dade	1
Fanning Springs, Gilchrist	1
Fernandina, Nassau	1
Miamksaohes, Dade	1
Mexico Beach, Gulf	1
Miami Dade, Unknown	1
Key West Naval Air Station, Monroe	1
Hillsboro Beach, Broward	1
Holder, Citrus	1
Indian River Shores, Indian River	1
Indian Rock Beach, Pinellas	1
University Of Miami, Dade	1
Unknown, Manatee	1
Virginia Gardens, Dade	1
Wakulla Springs, Wakulla	1
South Palm Beach, Palm Beach	1
Sarasota, Unknown	1
Salem, Taylor	1
Samoset, Manatee	1
Okeechobee, Martin	1
New Smyrna, Volusia	1
North Port, Manatee	1
Pooler, Broward	1
Palma Ceia, Hillsborough	1
Twentynine Palms, Broward	1
Windermere, Unknown	1
Xifamk, Dade	1
Total	266,119

Coronavirus: additional surveillance information

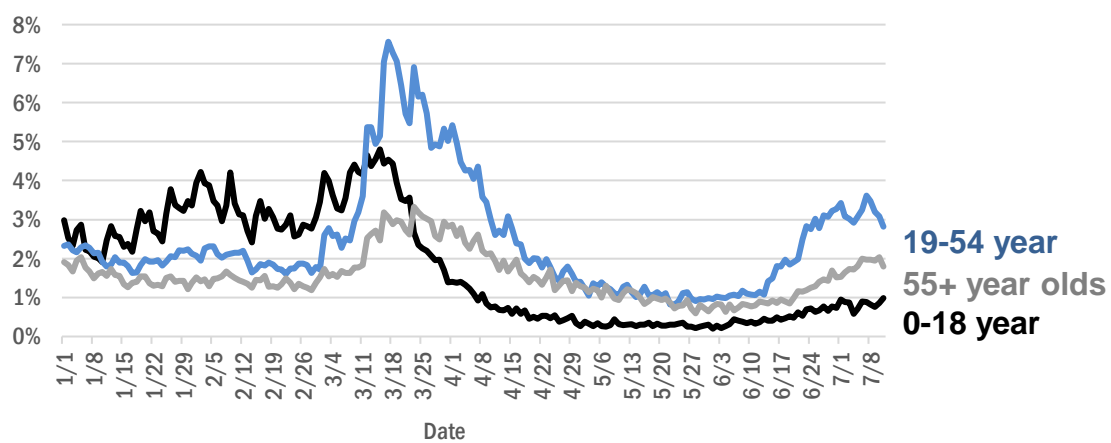
Data through Jul 11, 2020 verified as of Jul 12, 2020 at 09:25 AM

Data in this report are provisional and subject to change.

Statewide emergency department (ED) chief complaint and admission data



Daily percent of ED visits statewide that mention cough by age group



The Electronic Surveillance System for the Early Notification of Community-Based Epidemics (ESSENCE-FL) includes chief complaint data from 211 of 212 Florida EDs. Data are transmitted electronically to ESSENCE-FL daily or hourly.

Coronavirus: All persons with tests reported

Data through Jul 11, 2020 verified as of Jul 12, 2020 at 09:25 AM

Data in this report are provisional and subject to change.

The table below includes persons with laboratory results that the Department of Health has received electronically or by mail/fax for Florida residents and non-Florida residents.

County	Awaiting testing	Inconclusive	Negative	Positive	Percent positive	Total tested
Dade	181	708	357,193	64,444	15%	422,345
Broward	49	209	239,897	30,025	11%	270,131
Palm Beach	185	319	162,740	21,018	11%	184,077
Hillsborough	150	177	146,045	19,150	12%	165,372
Orange	232	214	162,155	18,001	10%	180,370
Duval	98	183	125,971	12,864	9%	139,018
Pinellas	48	74	109,145	10,844	9%	120,063
Lee	20	26	67,287	10,123	13%	77,436
Polk	25	72	55,507	7,246	12%	62,825
Collier	136	38	36,711	6,220	14%	42,969
Manatee	2	31	50,508	5,112	9%	55,651
Seminole	29	43	42,985	4,229	9%	47,257
Osceola	62	71	32,120	4,167	11%	36,358
Escambia	14	14	41,374	4,146	9%	45,534
Pasco	45	29	42,276	3,875	8%	46,180
Volusia	16	45	46,095	3,805	8%	49,945
Brevard	5	50	56,130	3,369	6%	59,549
Sarasota	19	18	45,037	3,106	6%	48,161
St. Lucie	218	22	25,364	2,862	10%	28,248
Martin	39	24	17,177	2,734	14%	19,935
Lake	48	30	40,658	2,517	6%	43,205
Leon	11	79	36,722	2,348	6%	39,149
Alachua		12	48,840	2,098	4%	50,950
St. Johns	63	28	25,155	1,843	7%	27,026
Clay	10	13	21,120	1,508	7%	22,641
Marion	195	13	28,520	1,489	5%	30,022
Santa Rosa	1	9	15,828	1,331	8%	17,168
Okaloosa	29	19	16,840	1,285	7%	18,144
Hendry	1	10	4,965	1,196	19%	6,171
Bay	2	24	9,847	1,193	11%	11,064
Indian River	29	9	17,020	1,185	7%	18,214
Charlotte	9	11	14,693	1,117	7%	15,821
Hernando	2	3	12,156	861	7%	13,020
Desoto	7	7	5,014	831	14%	5,852
Putnam	2	5	7,794	738	9%	8,537
Suwannee		3	4,292	735	15%	5,030
Sumter	25	11	11,568	655	5%	12,234
Hardee		1	2,650	602	19%	3,253
Gadsden	1	15	6,459	588	8%	7,062
Jackson	5	11	5,653	587	9%	6,251
Monroe	37	2	7,203	572	7%	7,777
Walton		3	4,382	561	11%	4,946
Citrus	7	8	12,011	546	4%	12,565
Highlands	5	18	10,419	532	5%	10,969
Okeechobee	1	5	3,967	527	12%	4,499
Nassau	10	8	9,182	524	5%	9,714
Flagler	3	15	9,591	493	5%	10,099
Columbia	3	5	6,813	475	7%	7,293

Coronavirus: All persons with tests reported

Data through Jul 11, 2020 verified as of Jul 12, 2020 at 09:25 AM

Data in this report are provisional and subject to change.

The table below includes persons with laboratory results that the Department of Health has received electronically or by mail/fax for Florida residents and non-Florida residents.

County	Awaiting testing	Inconclusive	Negative	Positive	Percent positive	Total tested
Hamilton	1	1	2,803	425	13%	3,229
Madison	2	5	2,326	335	13%	2,666
Unknown		16	3,134	297	9%	3,447
Liberty		2	2,304	274	11%	2,580
Levy		6	3,704	263	7%	3,973
Holmes	1	6	2,545	227	8%	2,778
Glades		1	561	203	27%	765
Calhoun	1	5	1,082	174	14%	1,261
Washington	3	1	2,004	163	8%	2,168
Baker	7		2,930	162	5%	3,092
Taylor		3	1,608	136	8%	1,747
Gilchrist		5	2,508	135	5%	2,648
Bradford	1	3	3,001	133	4%	3,137
Wakulla		2	2,793	128	4%	2,923
Union			2,537	114	4%	2,651
Dixie			1,531	108	7%	1,639
Gulf		4	2,176	90	4%	2,270
Jefferson		1	1,417	81	5%	1,499
Lafayette		1	638	53	8%	692
Franklin	1		1,515	33	2%	1,548
Total	2,096	2,806	2,304,196	269,811	10%	2,576,813

Coronavirus: testing by laboratory

Data through Jul 11, 2020 verified as of Jul 12, 2020 at 09:25 AM

Data in this report are provisional and subject to change.

The numbers in the table below represent the number for whom test results were received by the Department of Health. A person can be tested by more than one laboratory and can have both positive and negative results. **Therefore, the sum of the numbers in each column will be larger than the total number of people tested.**

Reporting lab	Inconclusive	Negative	Positive	Percent positive	Total
QUEST DIAGNOSTICS - TAMPA	1,458	462,567	55,945	11%	519,970
LABORATORY CORPORATION OF AMERICA	381	370,515	48,249	12%	419,145
BIO REFERENCE LABORATORIES, INC	1,581	300,290	44,858	13%	346,729
GENETWORX	654	239,151	18,134	7%	257,939
REALTOX LABS LLC	770	111,870	11,701	9%	124,341
NORTHWEST LABORATORY	72	100,153	2,410	2%	102,635
ADVENT HEALTH LAB	90	89,978	10,270	10%	100,338
MAYO CLINIC LABORATORIES	70	44,054	3,473	7%	47,597
MEDICAL DIAGNOSTIC LABORATORIES	263	40,738	4,477	10%	45,478
BIOCOLLECTIONS WORLDWIDE, INC	50	38,690	5,628	13%	44,368
BAYCARE LABORATORIES LLC	138	39,170	3,671	9%	42,979
MEMORIAL REGIONAL HOSPITAL SOUTH	15	35,536	7,349	17%	42,900
QUEST DIAGNOSTICS NICHOLS INSTITUTE, INC.	118	37,866	3,982	9%	41,966
KORVALABS, INC	205	35,333	924	3%	36,462
ORLANDO REG MED CENTER CLINICAL LAB	291	32,254	3,451	10%	35,996
SACRED HEART HOSPITAL LABORATORY	2	32,827	2,845	8%	35,674
CURATIVE_LABS	639	33,564	1,018	3%	35,221
TAMPA GENERAL HOSPITAL	4	29,835	2,006	6%	31,845
BPHL-JACKSONVILLE	7	26,333	4,595	15%	30,935
TESTING MATTERS INC		27,256	3,505	11%	30,761
UF PATHLABS	33	29,421	785	3%	30,239
DIATHERIX LABORATORIES		25,850	2,733	10%	28,583
JACKSON MEMORIAL HOSPITAL CLINICAL LAB	75	22,238	4,410	17%	26,723
ARUP LABORATORIES		23,835	1,410	6%	25,245
VIRACOR-EUROFINS LABORATORIES		18,787	5,774	24%	24,561
BPHL-MIAMI	165	17,879	3,221	15%	21,265
SHANDS AT THE UNIVERSITY OF FLORIDA	3	17,260	633	4%	17,896
BPHL-TAMPA (SPECTRUM BLVD)	43	15,680	2,144	12%	17,867
AIT LABORATORIES		13,972	1,422	9%	15,394
ST VINCENT'S MEDICAL CENTER - RIVERSIDE	1	13,011	1,236	9%	14,248
LAKELAND REGIONAL MEDICAL CENTER	27	12,785	1,218	9%	14,030
CAPE CORAL HOSPITAL CLINICAL LABORATORY		11,952	2,037	15%	13,989
WALGREENS	7	11,721	1,731	13%	13,459
BROWARD GENERAL MEDICAL CENTER-CLINICAL LAB	2	10,889	1,227	10%	12,118
STATLAB_MOBILE		10,023	671	6%	10,694
BAPTIST HOSPITAL OF MIAMI CLINICAL LABORATORY	4	9,088	1,476	14%	10,568
SHANDS JACKSONVILLE MEDICAL CENTER INC	28	9,133	570	6%	9,731
CLEVELAND CLINIC HOSPITAL LAB	3	8,670	721	8%	9,394
FLORIDA HOSPITAL - TAMPA	5	8,516	637	7%	9,158
NAPLES COMMUNITY HOSPITAL	10	8,266	782	9%	9,058
ADVENTHEALTH DAYTONA BEACH	12	8,508	498	6%	9,018
BAPTIST MEDICAL CENTER JACKSONVILLE	1	8,519	483	5%	9,003
ST JOSEPHS HOSPITAL LABORATORY	6	7,114	767	10%	7,887
LABCORP BURLINGTON (ELR)	2	7,413	210	3%	7,625
PALMETTO GENERAL HOSPITAL LAB	2	5,830	1,600	22%	7,432
INTEGRATED REGIONAL LABORATORIES LLP		6,399	900	12%	7,299
REAL DIAGNOSTICS	77	6,449	465	7%	6,991

Coronavirus: testing by laboratory

Data through Jul 11, 2020 verified as of Jul 12, 2020 at 09:25 AM

Data in this report are provisional and subject to change.

The numbers in the table below represent the number for whom test results were received by the Department of Health. A person can be tested by more than one laboratory and can have both positive and negative results. **Therefore, the sum of the numbers in each column will be larger than the total number of people tested.**

Reporting lab	Inconclusive	Negative	Positive	Percent positive	Total
MOUNT SINAI MEDICAL CENTER	2	6,307	594	9%	6,903
MORTON PLANT HOSPITAL-ADLER INSTITUTE	6	6,302	451	7%	6,759
JFK MEDICAL CENTER LAB		5,395	955	15%	6,350
SARASOTA MEMORIAL HOSPITAL MAIN LAB	12	5,811	455	7%	6,278
SOUTH MIAMI HOSPITAL LAB	8	5,515	754	12%	6,277
TALLAHASSEE MEMORIAL HOSPITAL	1	5,635	343	6%	5,979
SAINT MARY'S MEDICAL CENTER	6	5,131	740	13%	5,877
MEMORIAL REGIONAL HOSPITAL CLINICAL LABORATORY	5	5,454	406	7%	5,865
NORTH FLORIDA REGIONAL MEDICAL CENTER		5,152	332	6%	5,484
WELLINGTON REGIONAL MED CTR LAB	3	4,639	662	12%	5,304
FLORIDA HOSPITAL WATERMAN LABORATORY	9	4,937	322	6%	5,268
BRANDON REGIONAL HOSPITAL		4,515	707	14%	5,222
INDIAN RIVER MEDICAL CENTER LAB		5,016	202	4%	5,218
ELABNETWORK	1	4,660	491	10%	5,152
LARKIN COMMUNITY HOSPITAL	10	4,200	745	15%	4,955
NICKLAUS CHILDREN'S HOSPITAL	9	4,091	554	12%	4,654
BAPTIST HOSPITAL OF MIAMI MOLECULAR DIAGNOSTICS	41	4,069	488	11%	4,598
ECCO LAB GROUP CO	119	3,504	817	18%	4,440
HOMESTEAD HOSPITAL CLINICAL LABORATORY		3,597	827	19%	4,424
JUPITER MEDICAL CENTER LAB	7	3,856	560	13%	4,423
ST ANTHONY'S HOSPITAL LAB	9	3,906	500	11%	4,415
DELRAY MEDICAL CENTER	2	3,902	490	11%	4,394
AEGIS SCIENCES CORPORATION	26	4,171	184	4%	4,381
ARNOLD PALMER MEDICAL CENTER CLINICAL LAB		4,041	68	2%	4,109
WEST KENDALL BAPTIST HOSPITAL LABORATORY	2	3,314	646	16%	3,962
MEMORIAL HOSPITAL JACKSONVILLE	8	3,232	677	17%	3,917
WINTER HAVEN HOSPITAL CLINICAL LABORATORY	1	3,310	560	14%	3,871
ST JOSEPHS HOSPITAL SOUTH LABORATORY	3	3,299	454	12%	3,756
MEASE COUNTRYSIDE LAB		3,292	300	8%	3,592
GOOD SAMARITAN MEDICAL CENTER LAB	1	2,933	522	15%	3,456
OSCEOLA REGIONAL MEDICAL CENTER	1	2,991	455	13%	3,447
GULF COAST MEDICAL CENTER MICROLAB		2,567	805	24%	3,372
NEW YORK STATE ELR - SUNRISE MEDICAL LABORATORIES		3,288	77	2%	3,365
QUEST DIAGNOSTICS NICHOLS INSTITUTE - SJC (ELR)	4	2,965	386	12%	3,355
BAPTIST MEDICAL CENTER SOUTH		3,068	226	7%	3,294
ORANGE PARK MEDICAL CENTER	4	2,678	612	19%	3,294
MEMORIAL HOSPITAL WEST LABORATORY SERVICES	7	2,840	281	9%	3,128
LAWNWOOD REGIONAL MEDICAL CENTER		2,701	335	11%	3,036
FLORIDA HOSPITAL HEARTLAND MED CTR CLINICAL LAB	1	2,806	174	6%	2,981
MANATEE MEMORIAL HOSPITAL		2,643	278	10%	2,921
WEST BOCA MEDICAL CENTER LAB		2,601	282	10%	2,883
Lee Memorial Hospital		2,367	495	17%	2,862
CLEVELAND CLINIC MARTIN SOUTH HOSPITAL		2,644	217	8%	2,861
HEALTH PARK MEDICAL CENTER CLINICAL LAB		2,280	567	20%	2,847

Coronavirus: testing by laboratory

Data through Jul 11, 2020 verified as of Jul 12, 2020 at 09:25 AM

Data in this report are provisional and subject to change.

The numbers in the table below represent the number for whom test results were received by the Department of Health. A person can be tested by more than one laboratory and can have both positive and negative results. **Therefore, the sum of the numbers in each column will be larger than the total number of people tested.**

Reporting lab	Inconclusive	Negative	Positive	Percent positive	Total
BROWARD HEALTH NORTH CLINICAL LABORATORY		2,477	342	12%	2,819
WESTSIDE REGIONAL MED CTR	1	2,409	404	14%	2,814
MOFFITT CANCER CENTER	5	2,777	20	1%	2,802
HALIFAX MEDICAL CENTER LAB	3	2,455	339	12%	2,797
NCH NORTH NAPLES HOSPITAL LAB		2,494	286	10%	2,780
AVENTURA HOSPITAL LAB		2,080	671	24%	2,751
FLORIDA HOSPITAL WESLEY CHAPEL	1	2,509	221	8%	2,731
CORAL SPRINGS MED CTR		2,487	229	8%	2,716
PALM BEACH GARDENS MEDICAL CTR LAB		2,453	259	10%	2,712
NORTH SHORE MEDICAL CENTER		2,092	611	23%	2,703
DOCTORS HOSPITAL	2	2,203	497	18%	2,702
CORAL GABLES HOSPITAL CLINICAL LABORATORY		2,116	548	21%	2,664
BAPTIST HOSPITAL LABORATORY	4	2,311	315	12%	2,630
MERCY HOSPITAL A CAMPUS OF PLANTATION GEN HOSP LAB		2,087	541	21%	2,628
LARGO MEDICAL CENTER		2,298	318	12%	2,616
MARTIN HOSPITAL SOUTH LAB		2,504	90	3%	2,594
OAK HILL HOSPITAL		2,393	174	7%	2,567
WEST FLORIDA HOSPITAL LAB		2,080	450	18%	2,530
PALMS WEST HOSPITAL LAB		2,047	481	19%	2,528
BETHESDA HOSPITAL EAST		2,261	253	10%	2,514
FLORIDA HOSPITAL ZEPHYRHILLS		2,324	148	6%	2,472
NORTHWEST MEDICAL CENTER		1,902	414	18%	2,316
FLORIDA HOSPITAL FLAGLER	2	2,179	115	5%	2,296
BLAKE MEDICAL CENTER		1,884	334	15%	2,218
FLORIDA MEDICAL CENTER - A CAMPUS OF NORTH SHORE	2	1,833	341	16%	2,176
NEMOURS CHILDRENS HOSPITAL		2,084	41	2%	2,125
REGIONAL MEDICAL CENTER BAYONET POINT	1	1,963	129	6%	2,093
MARTIN MEMORIAL HEALTH SYSTEM LABORATORY		1,880	154	8%	2,034
Capital Regional Medical Ctr		1,725	292	14%	2,017
MORTON PLANT-MEASE		1,862	129	6%	1,991
FLORIDA HOSPITAL OF CARROLLWOOD		1,722	268	13%	1,990
MEDICAL CENTER OF TRINITY CLINICAL LABORATORY		1,704	267	14%	1,971
IMPERIAL POINT MEDICAL CENTER		1,798	171	9%	1,969
ST JOSEPHS NORTH HOSPITAL LAB		1,761	207	11%	1,968
NORTHSIDE HOSPITAL AND HEART INSTITUTE		1,660	272	14%	1,932
CARDIOTROPIC LABS		1,492	391	21%	1,883
BAPTIST MEDICAL CENTER - BEACHES		1,737	99	5%	1,836
PLANTATION GENERAL HOSPITAL		1,404	398	22%	1,802
DR. P. PHILLIPS HOSPITAL		1,736	26	1%	1,762
FLORIDA HOSPITAL DELAND		1,507	250	14%	1,757
OCALA REGIONAL MEDICAL CENTER		1,636	113	6%	1,749
LAKE CITY MEDICAL CENTER		1,403	318	18%	1,721
QUEST DIAGNOSTICS - WEST HILLS	1	1,657	51	3%	1,709
WESTCHESTER HOSPITAL	11	1,416	262	16%	1,689
LAKWOOD RANCH MEDICAL CENTER		1,557	132	8%	1,689

Coronavirus: testing by laboratory

Data through Jul 11, 2020 verified as of Jul 12, 2020 at 09:25 AM

Data in this report are provisional and subject to change.

The numbers in the table below represent the number for whom test results were received by the Department of Health. A person can be tested by more than one laboratory and can have both positive and negative results. **Therefore, the sum of the numbers in each column will be larger than the total number of people tested.**

Reporting lab	Inconclusive	Negative	Positive	Percent positive	Total
SOUTH FLORIDA BAPTIST HOSPITAL MICRO	1	1,402	216	13%	1,619
SOUTH LAKE HOSPITAL CLINICAL LAB		1,569	25	2%	1,594
CENTRAL FLORIDA REGIONAL HOSPITAL		1,401	190	12%	1,591
ST LUCIE MEDICAL CENTER		1,332	225	14%	1,557
OPTEO LABORATORY		1,500	24	2%	1,524
MEMORIAL HOSPITAL- MIRAMAR	7	1,366	107	7%	1,480
APPLIED INGENUITY DIAGNOSTICS LLC		1,426	44	3%	1,470
GULF COAST MEDICAL CENTER LAB		1,291	172	12%	1,463
BAPTIST MEDICAL CENTER - NASSAU		1,393	58	4%	1,451
FLORIDA HOSPITAL NORTH PINELLAS	5	1,327	89	6%	1,421
LEESBURG REGIONAL MEDICAL CENTER		1,264	119	9%	1,383
LEE HEALTH COCONUT POINT CLINICAL LAB	1	1,138	237	17%	1,376
MEMORIAL HOSPITAL MICRO		1,220	129	10%	1,349
PHYSICIANS REGIONAL MEDICAL CENTER - PINE RIDGE RD		1,105	234	17%	1,339
ST VINCENT'S MEDICAL CENTER - SOUTHSIDE		1,306	25	2%	1,331
POINCIANA MEDICAL CENTER		990	299	23%	1,289
UNIVERSITY HOSPITAL AND MEDICAL CENTER		1,006	272	21%	1,278
HIALEAH HOSPITAL	3	932	338	27%	1,273
MEMORIAL HOSPITAL PEMBROKE	2	1,138	128	10%	1,268
UNIVERSITY OF MIAMI HOSPITAL	5	822	426	34%	1,253
QUEST DIAGNOSTICS	2	1,034	215	17%	1,251
WEST PALM HOSPITAL LAB		1,083	162	13%	1,245
ST PETERSBURG GENERAL HOSPITAL		875	342	28%	1,217
CITRUS MEMORIAL HOSPITAL LABORATORY		1,181	26	2%	1,207
MEASE DUNEDIN HOSPITAL		1,106	100	8%	1,206
CLINICORE LABS		1,112	88	7%	1,200
WEST MARION COMMUNITY HOSPITAL LAB		1,122	73	6%	1,195
SOUTH SEMINOLE HOSPITAL LABORATORY		1,151	26	2%	1,177
VISTA CLINICAL		742	417	36%	1,159
QUEST DIAGNOSTICS LENEXA	2	1,101	51	4%	1,154
FORT WALTON BEACH MEDICAL CENTER		1,034	118	10%	1,152
OVIDO MEDICAL CENTER		966	168	15%	1,134
DOCTORS HOSPITAL OF SARASOTA CLINICAL LABORATORY		1,032	99	9%	1,131
BAPTIST NORTH EMERGENCY CENTER		768	312	29%	1,080
BAYFRONT MEDICAL CENTER		814	251	24%	1,065
MEDCOMP SCIENCES LLC	18	784	249	24%	1,051
FLORIDA HOSPITAL FISH MEMORIAL		843	159	16%	1,002
MILLENNIUM PHYSICIAN GROUP		821	177	18%	998
PALMS OF PASADENA HOSPITAL		873	123	12%	996
LMHS		901	75	8%	976
LOWER KEYS MEDICAL CENTER		919	50	5%	969
QUEST DIAGNOSTICS - MIRAMAR	6	284	644	69%	934
ORLANDO VA MEDICAL CENTER		852	73	8%	925
SOUTH BAY HOSPITAL MICRO		794	123	13%	917
QUEST NEW ENGLAND	1	874	35	4%	910
VIKOR SCIENTIFIC	2	601	265	31%	868
RAULERSON HOSPITAL		742	114	13%	856

Coronavirus: testing by laboratory

Data through Jul 11, 2020 verified as of Jul 12, 2020 at 09:25 AM

Data in this report are provisional and subject to change.

The numbers in the table below represent the number for whom test results were received by the Department of Health. A person can be tested by more than one laboratory and can have both positive and negative results. **Therefore, the sum of the numbers in each column will be larger than the total number of people tested.**

Reporting lab	Inconclusive	Negative	Positive	Percent positive	Total
BARTOW REGIONAL MEDICAL CENTER	1	723	118	14%	842
PHYSICIANS REGIONAL MEDICAL CENTER - COLLIER BLVD	1	703	133	16%	837
BMCT Molecular Diagnostics Subsection		649	163	20%	812
THE VILLAGES REGIONAL HOSPITAL		753	55	7%	808
PUTNAM COMMUNITY MEDICAL CENTER		733	71	9%	804
ST VINCENTS CLAY COUNTY		774	22	3%	796
QUEST DIAGNOSTICS - ATLANTA		673	114	14%	787
FLORIDA HOSPITAL ORLANDO		745	38	5%	783
TWIN CITIES HOSPITAL		712	44	6%	756
ADVENTHEALTH OCALA LABORATORY		684	68	9%	752
CLEVELAND CLINIC TRADITION HOSPITAL		652	86	12%	738
BETHESDA HOSPITAL WEST		671	44	6%	715
SYNERGY LABORATORIES	1	662	37	5%	700
LAKESIDE MEDICAL CENTER		435	243	36%	678
QUEST DIAGNOSTICS INFECTIOUS DISEASE INC		281	379	57%	660
CLEVELAND CLINIC MARTIN NORTH HOSPITAL		552	98	15%	650
HIGHLANDS REGIONAL MEDICAL CENTER		598	48	7%	646
VISTA CLINICAL DIAGNOSTICS		356	255	42%	611
ENGLEWOOD COMMUNITY HOSPITAL		574	36	6%	610
AVENTUS BIOLABS	1	378	231	38%	610
CAPSTONE HEALTHCARE		403	195	33%	598
GULF BREEZE HOSPITAL LAB	1	523	63	11%	587
AMERICAN HEALTH ASSOCIATES	5	304	272	47%	581
ORLANDO HEALTH		10	512	98%	522
SACRED HEART-EMERALD COAST		440	76	15%	516
EGLIN AIRFORCE BASE LAB		477	38	7%	515
MAKO MEDICAL LABORATORIES	8	208	290	57%	506
BAPTIST EMERGENCY CENTER OAKLEAF		419	73	15%	492
ACCESS MEDICAL LABORATORIES		196	287	59%	483
ACCESSDX	2	245	235	49%	482
LAB24 INC			445	100%	445
MARINERS HOSPITAL		388	52	12%	440
MARTIN MEMORIAL HEALTH SYSTEMS LABORATORY		407	33	8%	440
VAMC ORLANDO		296	132	31%	428
BAPTIST HEALTH EMERGENCY CENTER COUNTRY WALK		384	44	10%	428
PATIENTS CHOICE LABORATORIES		175	241	58%	416
BAPTIST EMERGENCY CENTER CLAY		373	37	9%	410
QUEST DIAGNOSTICS WOOD DALE		374	36	9%	410
LEE MEMORIAL HOSPITAL LAB			405	100%	405
QUEST	1	71	315	81%	387
QUEST DIAGNOSTICS NICHOLS INSTITUTE	5	349	15	4%	369
SUNPATH MEDICAL DIAGNOSTICS LABORATORY		315	44	12%	359
PANCARE OF FLORIDA, INC			355	100%	355
QUEST DIAGNOSTICS - IRVING	6	197	150	42%	353
NCH HEALTHCARE SYSTEM MICROBIOLOGY LAB		1	337	100%	338
JACKSON HOSPITAL LAB		310	27	8%	337
AVERO DIAGNOSTICS - IRVING		299	30	9%	329

Coronavirus: testing by laboratory

Data through Jul 11, 2020 verified as of Jul 12, 2020 at 09:25 AM

Data in this report are provisional and subject to change.

The numbers in the table below represent the number for whom test results were received by the Department of Health. A person can be tested by more than one laboratory and can have both positive and negative results. **Therefore, the sum of the numbers in each column will be larger than the total number of people tested.**

Reporting lab	Inconclusive	Negative	Positive	Percent positive	Total
SOUTHEAST ALABAMA MEDICAL CENT		295	17	5%	312
LABCORP RTP	1	39	272	87%	312
BARDMOOR LABORATORY		274	36	12%	310
DAVITA LABS		283	26	8%	309
NCH NORTHEAST		210	94	31%	304
TAMPA COMMUNITY HOSPITAL		194	107	36%	301
MEMORIAL PEMBROKE 24/7 CARE CENTER		227	72	24%	299
APPLIED INGENUITY DIAGNOSTICS		272	26	9%	298
CLARITY LABS		246	48	16%	294
HEALTHQUEST ESOTERICS		63	230	78%	293
BIO COLLECTIONS INC	1	151	136	47%	288
PATIENTS FIRST - MAHAN DRIVE		161	113	41%	274
DYNIX DIAGNOSTICS		185	75	29%	260
PATHNOSTICS		21	237	92%	258
ECCOLAB GROUP	1	73	175	70%	249
JACKSON HOSPITAL CLINICAL LABORATORY		210	37	15%	247
NEW YORK STATE ELR - LENCO MEDICAL LABORATORY		228	12	5%	240
NEW YORK STATE ELR - NORTH SHORE LONG ISLAND JEWISH HEALTH		215	17	7%	232
MAKO GENOMICS		218	11	5%	229
ADVANCE MEDICAL OF NAPLES			228	100%	228
PHYSICIANS STAT LAB		132	95	42%	227
BIOREFERENCE LABORATORIES		22	204	90%	226
PWN HEALTH		88	137	61%	225
UAB HIGHLANDS LABORATORY		216			216
BOSTON HEART DIAGNOSTICS CORP		206	10	5%	216
GENESIS REFERENCE LABORATORIES		1	210	100%	211
LUMINUS DIAGNOSTICS		139	66	32%	205
NCF DIAGNOSTICS & DNA TECHNOLOGIES	9	14	176	88%	199
MEDSCAN LABORATORY INC		136	62	31%	198
NEW YORK STATE ELR - DEPARTMENT OF CLINICAL LABS		194	4	2%	198
CORE DIAGNOSTIC LABORATORIES LLC		173	23	12%	196
INFORM DIAGNOSTICS		189	2	1%	191
MARTIN MEMORIAL LABORATORY AT ST LUCIE WEST		164	25	13%	189
MILLENNIUM PATHOLOGY			188	100%	188
NONE		113	74	40%	187
FLO-MEDILAB SERVICES		80	106	57%	186
NIGHT LITE PEDIATRICS		100	83	45%	183
THERADOC		149	32	18%	181
LABCORP		18	162	90%	180
LAB CORP		59	109	65%	168
HENDRY REGIONAL MEDICAL CENTER		2	164	99%	166
ST CLOUD REGIONAL MEDICAL CENTER		126	36	22%	162
ORLANDO VAMC		79	68	46%	147
BAPTIST MD ANDERSON CANCER CENTER		146			146
GENESIS MEDICAL LABORATORY MIAMI FL.		78	68	47%	146
TENNESSEE DOH - NASHVILLE	1	128	13	9%	142
NEW YORK STATE ELR - NYU HOSPITALS CENTER CLINICAL LABORATORIES		134	6	4%	140

Coronavirus: testing by laboratory

Data through Jul 11, 2020 verified as of Jul 12, 2020 at 09:25 AM

Data in this report are provisional and subject to change.

The numbers in the table below represent the number for whom test results were received by the Department of Health. A person can be tested by more than one laboratory and can have both positive and negative results. **Therefore, the sum of the numbers in each column will be larger than the total number of people tested.**

Reporting lab	Inconclusive	Negative	Positive	Percent positive	Total
PATIENT'S FIRST		3	133	98%	136
PATHGROUP LABS LLC		88	46	34%	134
SANFORD REFERENCE LAB		131			131
NCH HEALTHCARE BONITA		92	39	30%	131
MEMPHIS PATHOLOGY LABORATORY	1	124	5	4%	130
ASCEND CLINICAL		123	3	2%	126
CURATIVE LABS		2	123	98%	125
UNKNOWN		7	116	94%	123
BMHSI-AEL MICROBIOLOGY LABORATORY	2	102	19	15%	123
MILLENNIUM PATHOLOGY/MICROBIOLOGY LABORATORY			120	100%	120
EXPRESS GENE MOLECULAR DIAGNOSTIC LABORATORY		2	118	98%	120
ORLANDO VETERANS AFFAIRS MEDICAL CENTER		32	87	73%	119
LABCORP TAMPA	1	16	101	86%	118
NEW YORK STATE ELR - NEW YORK PRESBYTERIAN HOSPITAL CUMC CLINICAL		105	12	10%	117
SMA SPECIALITY MEDICAL LAB		51	65	56%	116
QUALITOX LABORATORIES		96	19	17%	115
JAY HOSPITAL CLINICAL LABORATORY		98	15	13%	113
NEO GENOMICS - FORT MYERS		111	2	2%	113
ALLIED HEALTH FORT PIERCE		112			112
UAB UNIVERSITY OF ALABAMA HOSPITAL LAB		108	3	3%	111
INTEGRATED REGIONAL LABORATORIES		99	10	9%	109
ASAP LAB LLC		90	17	16%	107
LEHIGH REGIONAL MEDICAL CENTER LAB		95	12	11%	107
FLAGLER HOSPITAL	3	15	89	83%	107
SUNRISE MEDICAL LABORATORIES		78	29	27%	107
FLORIDA HOSPITAL WAUCHULA		53	54	50%	107
VAMC WEST PALM LAB			106	100%	106
NORTH FLORIDA PEDIATRICS-TALLAHASSEE		93	13	12%	106
AVECINA MEDICAL OAKLEAF		7	96	93%	103
LABTECH DIAGNOSTIC		83	20	19%	103
HOLY CROSS HOSPITAL LABORATORY			99	100%	99
STEWART REFERENCE LABORATORY			98	100%	98
JAMES A. HALEY VETERANS MICRO LAB			94	100%	94
BUREAU OF CLINICAL LABORATORIES		77	16	17%	93
DIAGNOSTIC SOLUTIONS		3	90	97%	93
PALM BEACH COUNTY HEALTH DEPT LAB		91	1	1%	92
UHEALTH CORAL GABLES/LENNAR MED CTR		85	6	7%	91
BAY PINES VAMC CLINICAL LABORATORY		1	90	99%	91
IRL MARKET LAB		60	31	34%	91
ROSEN MEDICAL CENTER		83	7	8%	90
NEW YORK STATE ELR - NEW YORK HOSPITAL LABORATORIES		83	5	6%	88
SPARROW HEALTHCARE		1	86	99%	87
GENETWORKX		15	71	83%	86
HOLMES REGIONAL MEDICAL CENTER		3	81	96%	84
VETERANS AFFAIRS MEDICAL CENTER LAB			82	100%	82
MICROGEN DX		1	79	99%	80
NEW YORK STATE ELR - MOUNT SINAI LABORATORY		72	7	9%	79

Coronavirus: testing by laboratory

Data through Jul 11, 2020 verified as of Jul 12, 2020 at 09:25 AM

Data in this report are provisional and subject to change.

The numbers in the table below represent the number for whom test results were received by the Department of Health. A person can be tested by more than one laboratory and can have both positive and negative results. **Therefore, the sum of the numbers in each column will be larger than the total number of people tested.**

Reporting lab	Inconclusive	Negative	Positive	Percent positive	Total
BIOCERNA LLC	2	58	18	23%	78
USAFSAM/PHE		23	55	71%	78
MILLENNIUM LAB SERVICES			72	100%	72
MAYO CLINIC LABS - ROCHESTER MAIN CAMPUS		71	1	1%	72
ADVENT HEALTH DAYTONA		1	70	99%	71
CENTRA CARE			69	100%	69
Highlands Regional Hospital		63	6	9%	69
CENTRAL FLORIDA HEALTH CARE		46	21	31%	67
FLORIDA HOSPITAL HEARTLAND MED CTR LAKE PLACID		49	13	21%	62
ST JUDE CHILDREN'S RESEARCH HOSPITAL		56	6	10%	62
DAVITA LABORATORY SERVICES		48	14	23%	62
Assurance Scientific Laboratories		43	18	30%	61
FLORIDA COMMUNITY HEALTH CENTERS INC			61	100%	61
MEDICAL DIAGNOSTICS LABORATORIES,INC		15	45	75%	60
GESSLER CLINIC			60	100%	60
MARTIN MEMORIAL MEDICAL CENTER LAB		10	48	83%	58
UR MEDICINE LABS- CENTRAL LABORATORY		58			58
HOLY CROSS HOSPITAL		1	57	98%	58
NEW YORK STATE ELR - ENZO CLINICAL LABS INC		55	1	2%	56
AVERO DIAGNOSTICS		46	10	18%	56
P4 CLINICAL, LLC			55	100%	55
GENE BY GENE			55	100%	55
AVECINA MEDICAL SOUTHSIDE		29	24	45%	53
BROWARD HEALTH MEDICAL CENTER		1	51	98%	52
VAMC LAKE CITY		51	1	2%	52
SARASOTA CO. HEALTH DEPT # 58		40	11	22%	51
CENTRACARE		1	50	98%	51
CURATIVE LABS INC			51	100%	51
VAMC BAY PINES		1	49	98%	50
P4 DIAGNOSTIX LABORATORY NETWORK		1	48	98%	49
BAPTIST HEALTH SOUTH FLORIDA		3	44	94%	47
NEW YORK STATE ELR - WADSWORTH HEALTH CENTER		44	3	6%	47
MILLENIUM PHYSICIANS GROUP			46	100%	46
H LEE MOFFITT CANCER CENTER MICRO		46			46
NONA SCIENTIFIC			46	100%	46
FULGENT DIAGNOSTICS	3	36	6	13%	45
BIOREFERENCE LABORATORY		1	44	98%	45
ACUTIS DIAGNOSTICS		40	4	9%	44
FINLAY CLINICAL LABORATORY		24	18	43%	42
HURLBURT FIELD CLINIC		23	19	45%	42
UNITED CLINICAL LABORATORY LLC			42	100%	42
LABCORP BURLINGTON (LPP)		10	31	76%	41
BAYCARE LAB		1	39	98%	40
QUEST TAMPA (NEW YORK ELR)		31	9	23%	40
ORLANDO VA PALMS		2	38	95%	40
FLORIDA LABORATORY ANALYSIS		26	14	35%	40
REAL DIAGNOSTIC	1	27	11	28%	39

Coronavirus: testing by laboratory

Data through Jul 11, 2020 verified as of Jul 12, 2020 at 09:25 AM

Data in this report are provisional and subject to change.

The numbers in the table below represent the number for whom test results were received by the Department of Health. A person can be tested by more than one laboratory and can have both positive and negative results. **Therefore, the sum of the numbers in each column will be larger than the total number of people tested.**

Reporting lab	Inconclusive	Negative	Positive	Percent positive	Total
FISHERMENS HOSPITAL CLINICAL LAB		37	2	5%	39
INTERCOASTAL MEDICAL GROUP			39	100%	39
NAVY HOSPITAL			38	100%	38
HOSPITAL FOR SPECIAL SURGERY		36	1	3%	37
NEW YORK STATE ELR - EMPIRECITY LABORATORIES		32	5	14%	37
VHA PUBLIC HEALTH REFERENCE LABORATORY- PALO ALTO		27	9	25%	36
MEDARBOR DIAGNOSTICS		1	35	97%	36
C.W. BILL YOUNG VA MEDICAL CENTER		3	33	92%	36
FLORIDA HOSPITAL NEW SMYRNA		4	32	89%	36
IRL		4	31	89%	35
ST. CLOUD MEDICAL GROUP		35			35
CLINICAL REFERENCE LABORATORY		30	4	12%	34
EGLIN REGIONAL MEDICAL CENTER		4	30	88%	34
NITE LITE PEDIATRICS		8	25	76%	33
VA MEDICAL CENTER		7	26	79%	33
PROVIDENCE HOSPITAL LABORATORY		31	1	3%	32
RCA LABORATORY SERVICES, LLC		3	28	90%	31
BioReference Laboratories, Inc		21	10	32%	31
QUEST DIAGNOSTICS-VERO BEACH-37TH ST		31			31
MORTON PLANT HOSPITAL			31	100%	31
MAVERICK LABS			30	100%	30
AVECINA MEDICAL JULINGTON		5	25	83%	30
SMA MEDICAL LABORATORY		8	22	73%	30
HEALTH FIRST-HOLMES REGIONAL			29	100%	29
SOLARIS DIAGNOSTICS		2	27	93%	29
EAST MANATEE FAMILY	1		28	97%	29
CAREMOUNT MEDICAL - PATHOLOGY		29			29
DESOTO MEMORIAL HOSPITAL LAB			28	100%	28
NEW YORK STATE ELR - KALEIDA HEALTH CENTER FOR LABORATORY		24	4	14%	28
LAB CORP TAMPA			28	100%	28
TRADITION MEDICAL CENTER LABORATORY		7	20	74%	27
SOUTH LAKE HOSPITAL		1	26	96%	27
LAB CORP RTP	1	2	24	89%	27
UNKNOWN - BAD FACILITY CODE		2	25	93%	27
FINLAY CLINICAL LABORATORY INC		26	1	4%	27
AMELIA URGENT CARE			27	100%	27
BAYCARE HEALTH SYSTEM		1	26	96%	27
NAVAL HOSPITAL - JACKSONVILLE		1	25	96%	26
CDC		17	9	35%	26
MEDICAL DIAGNOSTIC LAB		1	25	96%	26
DEPARTMENT OF VETERANS AFFAIRS JAMES A. HALEY VETERANS HOSPITAL			26	100%	26
MORTON PLANT HOSPITAL/LAB		1	25	96%	26
P4CLINICAL	3	1	22	85%	26
NEW YORK STATE ELR - MONTEFIORE MEDICAL CENTER LABORATORIES - MOSES		20	6	23%	26
SUNCOAST LABS			25	100%	25
TAMPA GENERAL HOSPITAL CLINICAL LAB			25	100%	25
QUEST DIAGNOSTIC INC		2	23	92%	25

Coronavirus: testing by laboratory

Data through Jul 11, 2020 verified as of Jul 12, 2020 at 09:25 AM

Data in this report are provisional and subject to change.

The numbers in the table below represent the number for whom test results were received by the Department of Health. A person can be tested by more than one laboratory and can have both positive and negative results. **Therefore, the sum of the numbers in each column will be larger than the total number of people tested.**

Reporting lab	Inconclusive	Negative	Positive	Percent positive	Total
DYNAMIC MEDICAL USA			25	100%	25
LEON MEDICAL CENTER			24	100%	24
FLORIDA CLINICAL LABORATORY-BIOREFERENCE LABORATORIES		2	22	92%	24
UNIVERSITY OF MIAMI HOSPITAL & CLINICS		21	3	13%	24
FAWCETT MEMORIAL HOSPITAL-LAB		1	23	96%	24
LABORATORY CORP OF AMERICA	1	4	18	78%	23
SACRED HEART HOSPITAL ON THE GULF		10	13	57%	23
ST JOSEPHS CHILDRENS OUTREACH			23	100%	23
SANTA ROSA MEDICAL CENTER			23	100%	23
LABFIRST - DEPARTMENT OF PATHOLOGY		23			23
LABORATORY DYNAMICS		20	3	13%	23
ORLANDO REGIONAL MEDICAL CENTER		1	22	96%	23
AMERICAN PATHOLOGY PARTNERS		22	1	4%	23
ST. ANTHONY'S HOSPITAL			22	100%	22
ALL CHILDREN'S HOSPITAL LAB		1	21	95%	22
ST VINCENT'S BIRMINGHAM LABORATORY		22			22
INTEGRITY LABORATORIES			22	100%	22
CAPITAL REGIONAL MEDICAL CENTER		1	21	95%	22
PENNSYLVANIA DEPT OF HEALTH		19	3	14%	22
HUNTSVILLE HOSPITAL LABORATORY		18	4	18%	22
JACKSON MEMORIAL HOSPITAL			21	100%	21
QUEST DIAGNOSTICS NICHOLS INSTITUTE- LPP		3	17	85%	20
NEW YORK STATE ELR - NEWYORK-PRESBYTERIAN/QUEENS DIAGNOSTIC		19	1	5%	20
BROWARD HEALTH CORAL SPRINGS EPIDEMIOLOGY DEPT			20	100%	20
MOBILE INFIRMARY MED CENTER PATH LAB		18	2	10%	20
ST. CLOUD HOSPITAL		20			20
ST. MARY'S MEDICAL CENTER LAB			20	100%	20
ARTHREX MEDICAL CENTER			20	100%	20
Quest Diag Unspecifd		4	16	80%	20
SANFORD LABORATORIES		19			19
NEW YORK STATE ELR - WHITE PLAINS HOSPITAL CENTER LAB		19			19
MED HEALTH SERVICES		18	1	5%	19
MIAMI BEACH COMMUNITY HEALTH CENTER			19	100%	19
INTEGRATED REGIONAL LABORATORIES - LARGO			19	100%	19
CHILDREN'S HOSPITAL OF ALABAMA		18			18
STONE WASH CLINICAL LABORATORIES		2	16	89%	18
KENDALL REGIONAL MEDICAL CENTER LAB			18	100%	18
PATRICK AIR FORCE BASE		1	17	94%	18
NEW YORK STATE ELR - STONY BROOK UNIVERSITY MEDICAL CENTER		15	3	17%	18
QUEST DIAGNOSTICS INC.			18	100%	18
ADVENT HEALTH FISH MEMORIAL		2	16	89%	18
ALLSOUTH URGENT CARE			17	100%	17
WATSON CLINIC LLP SOUTH			17	100%	17
BAYFRONT HEALTH BROOKSVILLE			17	100%	17
CLEVELAND CLINIC FOUNDATION		9	8	47%	17
MACDILL AIRFORCE BASE MICRO		14	3	18%	17
POPLAR HEALTHCARE PLLC	1	10	5	31%	16

Coronavirus: testing by laboratory

Data through Jul 11, 2020 verified as of Jul 12, 2020 at 09:25 AM

Data in this report are provisional and subject to change.

The numbers in the table below represent the number for whom test results were received by the Department of Health. A person can be tested by more than one laboratory and can have both positive and negative results. **Therefore, the sum of the numbers in each column will be larger than the total number of people tested.**

Reporting lab	Inconclusive	Negative	Positive	Percent positive	Total
QDX PATHOLOGY SERVICES		13	3	19%	16
NEW YORK STATE ELR - BROOKDALE UNIVERSITY HOSPITAL		16			16
MIAMI VA HEALTHCARE SYSTEM			16	100%	16
LABCORP BIRMINGHAM		4	12	75%	16
MADISON CORE LABORATORIES		15	1	6%	16
ARUP		4	12	75%	16
VA		15	1	6%	16
TOM LEE COMMUNITY HEALTH CENTER			16	100%	16
TGH		1	15	94%	16
LABORATORY SPECIALISTS OF MICHIGAN			16	100%	16
NEW PLANT CITY FAMILY CARE			16	100%	16
IPSUM DIAGNOSTICS			15	100%	15
DIATHERIX		13	2	13%	15
NXGEN MDX		11	4	27%	15
QUESTDIAGNOSTICS INCORPORATED		1	14	93%	15
PALO ALTO VA MEDICAL CENTER		1	14	93%	15
FLORIDA DEPARTMENT OF HEALTH		10	5	33%	15
AMERICAN RESEARCH LABS		1	14	93%	15
CORE DIAGNOSTIC LABORATORIES			14	100%	14
UNITED CLINICAL LABS			14	100%	14
CITRUS MEMORIAL HEALTH SYSTEM LAB		1	13	93%	14
MID-FLORIDA PATHOLOGY		7	7	50%	14
NEW YORK STATE ELR - CATHOLIC HEALTH SYSTEM DEPT LABORATORY		14			14
PHYSICIANS REGIONAL HEALTHCARE SYSTEM			14	100%	14
QUEST DIAGNOSTICS INCORPORATED			14	100%	14
HEALTH CENTRAL HOSPITAL			14	100%	14
PACIFIC ANALYTICS			14	100%	14
AEL- MEMPHIS			14	100%	14
GRAVITY DIAGNOSTICS		9	5	36%	14
ST. JOSEPHS HOSPITAL			13	100%	13
TIDE LABORATORIES		3	10	77%	13
GENPATH			13	100%	13
QUEST DIAGNOSTICS NICHOLS INSTITUTE - SJC (LPP)		9	4	31%	13
XERA MED RESEARCH			13	100%	13
NEW YORK STATE ELR - WILSON MEMORIAL REGIONAL MEDICAL CENTER		12			12
NEW YORK STATE ELR - QUEST DIAGNOSTICS INCORPORATED		9	3	25%	12
OUT OF STATE		12			12
NEW YORK STATE ELR - LENOX HILL HOSPITAL		11	1	8%	12
SHORELINE PHYSICIAN GROUP			12	100%	12
NEW YORK STATE ELR - UNIVERSITY HOSPITAL, STONY BROOK SOUTHAMPTON		12			12
ADVANCED URGENT CARE		10	2	17%	12
ADVENTHEALTH LAB			12	100%	12
PROTEUS MOLECULAR AND CLINICAL LAB		8	4	33%	12
BIO-REFERENCE LABORATORIES			12	100%	12
FLORIDA DEPT OF HEALTH		4	8	67%	12
BROWARD DIALYSIS			12	100%	12
WHITE WILSON MEDICAL CENTER CLINIC			12	100%	12

Coronavirus: testing by laboratory

Data through Jul 11, 2020 verified as of Jul 12, 2020 at 09:25 AM

Data in this report are provisional and subject to change.

The numbers in the table below represent the number for whom test results were received by the Department of Health. A person can be tested by more than one laboratory and can have both positive and negative results. **Therefore, the sum of the numbers in each column will be larger than the total number of people tested.**

Reporting lab	Inconclusive	Negative	Positive	Percent positive	Total
MEDCOMP SCIENCES			12	100%	12
PARRISH MEDICAL CENTER		1	11	92%	12
FLORIDA COMMUNITY HEALTH CENTER OF ST. LUCIE			11	100%	11
LAB INTERMARKET FACILITY LAB			11	100%	11
ASSOCIATED CLINICAL LABORATORIES		11			11
PRIVA PATH LABS			11	100%	11
ST FRANCIS HOSPITAL		8	3	27%	11
INDIAN RIVER MEDICAL CENTER		11			11
VAMC GAINESVILLE		2	9	82%	11
325TH MEDICAL GROUP			11	100%	11
AMERICAN ESOTERIC LABORATORIES			11	100%	11
SUNQUEST		2	9	82%	11
BAY MEDICAL CENTER SACRED HEART HEALTH SYSTEM			11	100%	11
DOH		1	10	91%	11
HEALTH FIRST-PALM BAY			10	100%	10
SEVEN RIVERS REGIONAL MEDICAL CENTER			10	100%	10
JACKSON HEALTH SYSTEM			10	100%	10
BROWARD HEALTH CARE			10	100%	10
SEBASTIAN RIVER MEDICAL CENTER		6	4	40%	10
PARKWEST MEDICAL CENTER		9	1	10%	10
UNIVERSITY HEALTH SYSTEM INC		10			10
MED ARBOR			10	100%	10
PARK WEST MEDICAL CENTER		10			10
BAPTIST SOUTH MEDICAL CENTER		2	8	80%	10
NEW YORK STATE ELR - ROCHESTER GENERAL HOSPITAL LABORATORY		9	1	10%	10
NEW JERSEY DEPARTMENT OF HEALTH COMMUNICABLE DISEASE SERVICE		3	7	70%	10
LABCORP - MIAMI		4	6	60%	10
LECONTE MEDICAL CENTER LAB		9	1	10%	10
LAKE BALDWIN CBOC		9	1	10%	10
ESCAMBIA COMMUNITY CLINIC			10	100%	10
ADVENTHEALTH CENTRA CARE OVIEDO		5	4	44%	9
VIERA HOSPITAL			9	100%	9
CAPE CANAVERAL HOSPITAL			9	100%	9
DIAGNOSTIC LABORATORY OF OKLAHOMA		9			9
SELECT REFERENCE LABORATORIES, LLC			9	100%	9
MICHIGAN DEPARTMENT OF HEALTH AND HUMAN SERVICES			9	100%	9
BAPTIST CLAY			9	100%	9
UVMC MICROBIOLOGY		9			9
DOCTORS MEMORIAL HOSPITAL		6	3	33%	9
GRAVITY DIAGNOSTICS, LLC		3	6	67%	9
MILLENNIUM PHYSICIAN GROUP LCC			9	100%	9
CLARITY LAB SOLUTIONS		3	6	67%	9
CORE LABORATORY		1	8	89%	9
ACCU REFERENCE MEDICAL LAB			9	100%	9
ST. JOSEPH HOSPITAL LAB			9	100%	9
DELRAY MEDICAL CENTER LAB			9	100%	9
USA HEALTH UNIVERSITY HOSPITAL CLINICAL LABORATORY		9			9

Coronavirus: testing by laboratory

Data through Jul 11, 2020 verified as of Jul 12, 2020 at 09:25 AM

Data in this report are provisional and subject to change.

The numbers in the table below represent the number for whom test results were received by the Department of Health. A person can be tested by more than one laboratory and can have both positive and negative results. **Therefore, the sum of the numbers in each column will be larger than the total number of people tested.**

Reporting lab	Inconclusive	Negative	Positive	Percent positive	Total
UPMC CHAUTAUQUA AT WCA LABORATORY		9			9
ALL CHILDREN'S HOSPITAL/LAB			9	100%	9
MOLECULAR TESTING LABS			8	100%	8
ST JOSEPH'S HEALTHLINE		1	7	88%	8
LABCORP INC		1	7	88%	8
PATHGROUP LABS			8	100%	8
ST JOSEPHS HOSPITAL			8	100%	8
ST MARY'S MEDICAL CENTER		1	7	88%	8
BAYCARE OUTREACH LABORATORY SERVICES		1	7	88%	8
LABCORP - CLEARWATER		3	5	63%	8
THE COMMONWEALTH OF MASSACHUSETTS			8	100%	8
DEVANSH LAB WERKS INC		6	2	25%	8
NORTH SHORE UNIVERSITY HOSPITAL LABORATORY		8			8
CONSOLIDATED LAB SERVICES		8			8
MIAMI VAMC			8	100%	8
BAYFRONT		8			8
LAB PLUS, LLC AT SAINT THOMAS WEST HOSPITAL		6	2	25%	8
NEW YORK STATE ELR - QUEST DIAGNOSTICS NICHOLS		7	1	13%	8
MOFFITT CANCER CENTER		6	2	25%	8
MAYO CLINIC DEPT OF LAB MED PATHOLOGY			8	100%	8
NORTH CAROLINA DEPARTMENT OF HEALTH & HUMAN SERVICES			8	100%	8
EXPERTUS LABORATORIES INC		8			8
VENICE REGIONAL MEDICAL CENTER			8	100%	8
EAST ALABAMA MEDICAL CENTER LABORATORY		6	2	25%	8
JACKSON NORTH MEDICAL CENTER		1	7	88%	8
INTERLAB		1	7	88%	8
GENEUS DIAGNOSTICS			8	100%	8
QUEST INFECTIOUS DISEASE		3	4	57%	7
LONGLEAF DIAGNOSTIC LABORATORIES		2	5	71%	7
MACDILL AFB HOSPITAL		1	6	86%	7
NO NAME		5	2	29%	7
US BIOTEK LABORATORIES			7	100%	7
NEW YORK STATE ELR - WESTCHESTER MEDICAL CENTER		7			7
CENTRA CARE - SAND LAKE			7	100%	7
WESTPAC LABS			7	100%	7
NORTH BAY HOSPITAL			7	100%	7
LAB			7	100%	7
NEW YORK STATE ELR - CATHOLIC HEALTH SERVICES REGIONAL LABORATORY		5	2	29%	7
SOUTHEAST ALABAMA MEDICAL CENTER			7	100%	7
PALM BAY HOSPITAL		1	6	86%	7
WATSON CLINIC LLP MAIN			7	100%	7
BIO REFERENCE LABORATORIES		2	5	71%	7
CLINICAL RESEARCH SEQUENCING PLATFORM			6	100%	6
WUESTHOFF REF LABORATORY			6	100%	6
DYNAMIC DNA LAB			6	100%	6
NORTHWELL HEALTH PLAINVIEW HOSPITAL LABORATORY		5	1	17%	6
VAMC			6	100%	6

Coronavirus: testing by laboratory

Data through Jul 11, 2020 verified as of Jul 12, 2020 at 09:25 AM

Data in this report are provisional and subject to change.

The numbers in the table below represent the number for whom test results were received by the Department of Health. A person can be tested by more than one laboratory and can have both positive and negative results. **Therefore, the sum of the numbers in each column will be larger than the total number of people tested.**

Reporting lab	Inconclusive	Negative	Positive	Percent positive	Total
LEE MEMORIAL LAB GULF COAST			6	100%	6
CBS LABORATORY		1	5	83%	6
MICHIGAN DEPARTMENT OF COMMUNITY HEALTH		1	5	83%	6
ARCHBOLD MEMORIAL HOSPITAL/LAB		3	3	50%	6
NEW YORK STATE ELR - JAMAICA HOSPITAL MEDICAL CENTER		6			6
ST JOSEPH HOSPITAL		5	1	17%	6
PERSONALIZED GENETIC TESTING			6	100%	6
ST. JOSEPH'S HOSPITAL LAB			6	100%	6
DOCTOR'S IN HOUSE LAB			6	100%	6
NEW YORK STATE ELR - JAMES J PETERS VA MEDICAL CENTER		4	2	33%	6
PRIDE DIAGNOSTICS		6			6
SACRED HEART HEALTH SYSTEM			6	100%	6
STATE LAB		1	5	83%	6
CLEVELAND CLINIC			6	100%	6
LEE COUNTY HEALTH DEPARTMENT		4	2	33%	6
SMA LAB		3	3	50%	6
TRUE HEALTH DIAGNOSTICS		1	5	83%	6
FLORIDA DEPARTMENT OF HEALTH IN LAKE COUNTY		3	3	50%	6
HEALTHLINK DIAGNOSTIC LABORATORIES		1	5	83%	6
ST VINCENTS MEDICAL CENTER RIVERSIDE NURSING			5	100%	5
ST ANTHONY NORTH			5	100%	5
CLINICAL PATHOLOGY LABORATORIES, INC.			5	100%	5
ST VINCENT'S EAST LABORATORY		5			5
PRATTVILLE BAPTIST HOSPITAL		4	1	20%	5
AMERICAN HEALTH ASSOCIATES OF TAMPA			5	100%	5
PATHOGENIUS LABORATORIES		2	3	60%	5
NEW YORK STATE ELR - ST PETER'S BENDER LABORATORY		5			5
JFK MEDICAL CENTER NORTH LAB			5	100%	5
ADVENT HEALTH CENTRA CARE: WATERFORD LAKES			5	100%	5
BROWARD COUNTY HEALTH DEPT.			5	100%	5
ST CATHERINE OF SIENA HOSPITAL		5			5
BOCA RATON REGIONAL HOSPITAL LAB			5	100%	5
SPECIALITY LABORATORIES,INC		4	1	20%	5
CONNECTICUT DEPARTMENT OF HEALTH		4	1	20%	5
PALM BEACH PATHOLOGY		4	1	20%	5
AEL KNOXVILLE			5	100%	5
DEPARTMENT OF VETERANS AFFAIRS MEDICAL CENTER			5	100%	5
CHILDREN'S HOSPITAL OF PHILADELPHIA		5			5
SOUTH SEMINOLE HOSPITAL		1	4	80%	5
PENSACOLA PEDIATRICS			5	100%	5
FULGENT GENETICS		3	2	40%	5
NEW YORK STATE ELR - LOURDES HOSPITAL INC		5			5
UPMC HEALTH SYSTEM		4	1	20%	5
NEW YORK STATE ELR - GOOD SAMARITAN HOSPITAL LABORATORY		5			5
CANTON-POTSDAM HOSPITAL LABORATORY		5			5
FRANCES WARDE MEDICAL LABORATORY		2	3	60%	5
GENESIS DIAGNOSTICS			5	100%	5

Coronavirus: testing by laboratory

Data through Jul 11, 2020 verified as of Jul 12, 2020 at 09:25 AM

Data in this report are provisional and subject to change.

The numbers in the table below represent the number for whom test results were received by the Department of Health. A person can be tested by more than one laboratory and can have both positive and negative results. **Therefore, the sum of the numbers in each column will be larger than the total number of people tested.**

Reporting lab	Inconclusive	Negative	Positive	Percent positive	Total
NIGHT LITE PEDIATRICS URGENT CARE			5	100%	5
MEDICAL LABORATORY DIAGNOSTICS			5	100%	5
VENICE REGIONAL MEDICAL LAB SERVICES			5	100%	5
NEW YORK STATE ELR - VASSAR BROTHERS MEDICAL CENTER LABORATORY		5			5
TAMIAMI LAB MILLENNIUM			5	100%	5
DOH JACKSONVILLE CENTRAL LABORATORY		3	2	40%	5
LABCORP BURLINGTON CYTO		4	1	20%	5
CAYUGA MEDICAL CENTER AT ITHACA		5			5
ADVENTHEALTH CENTRA CARE ORMOND BEACH			5	100%	5
BIOTECH			5	100%	5
XRL SXF REF LAB		5			5
PRECISION LABS LLC		1	3	75%	4
NEW YORK STATE ELR - SARATOGA HOSPITAL LABORATORY		4			4
THE VILLAGES CLINICAL LAB		4			4
UMHC/SYLVESTER AT KENDALL			4	100%	4
QUEST DIAGNOSTICS- MELBOURNE			4	100%	4
BROOKWOOD BAPTIST MEDICAL CENTER		4			4
OKLAHOMA STATE UNIVERSITY DIAGNOSTIC LAB			4	100%	4
BAY PINES VA		1	3	75%	4
ST ELIZABETH MEDICAL CENTER LABORATORY		4			4
FINLAY C. LABORATORY		3	1	25%	4
SOUTHEAST FAMILY HEALTHCARE CENTER			4	100%	4
EXPRESS TESTING-ONE			4	100%	4
MERCY HOSPITAL MIAMI LAB			4	100%	4
STATEN ISLAND UNIVERSITY HOSPITAL-POUCH		4			4
HUNTINGTON HOSPITAL LABORATORY		3	1	25%	4
NEW YORK STATE ELR - HUDSON VALLEY HOSPITAL CENTER LABORATORY		3	1	25%	4
LABCORP - NAPLES			4	100%	4
HEALTH FIRST-VIERA HOSPITAL			4	100%	4
TRUGENX			4	100%	4
LINCOLN MEDICAL AND MENTAL HEALTH CENTER		4			4
THE CENTER FOR URGENT CARE		3	1	25%	4
Diatherix Laboratories, LLC		1	3	75%	4
COLORADO DEPARTMENT OF PUBLIC HEALTH AND ENVIRONMENT			4	100%	4
LAKELAND REGIONAL HEALTH			4	100%	4
PROMEDICA LABORATORIES		4			4
MISSOURI DEPARTMENT OF HEALTH AND SENIOR SERVICES			4	100%	4
NEW YORK PRESBYTERIAN - ALLEN HOSPITAL		4			4
MAGNOLIA DIAGNOSTIC			4	100%	4
BOND CLINIC			4	100%	4
MAYO CLINIC LABS - ROCHESTER SUPERIOR DRIVE			4	100%	4
PEDIATRIC HEALTH CARE ALLIANCE			4	100%	4
NEW YORK STATE ELR - BROOKLYN HOSPITAL CENTER DOWNTOWN CAMPUS		4			4
ROCKLEDGE			4	100%	4
COMMUNITY HEALTH OF SOUTH FLORIDA			4	100%	4
HEALTH FIRST CAPE CANAVERAL HOSPITAL			4	100%	4
SUNCOAST COMMUNITY HEALTH CENTERS PEDIATRICS			4	100%	4

Coronavirus: testing by laboratory

Data through Jul 11, 2020 verified as of Jul 12, 2020 at 09:25 AM

Data in this report are provisional and subject to change.

The numbers in the table below represent the number for whom test results were received by the Department of Health. A person can be tested by more than one laboratory and can have both positive and negative results. **Therefore, the sum of the numbers in each column will be larger than the total number of people tested.**

Reporting lab	Inconclusive	Negative	Positive	Percent positive	Total
BAYCARE LABORATORIES			4	100%	4
THOMAS JEFFERSON UNIVERSITY HOSPITAL		4			4
FLOWERS HOSPITAL		1	3	75%	4
DTR LABS		3	1	25%	4
DAVITA LABORATORY		4			4
LEHIGH VALLEY HOSPITAL		3	1	25%	4
NEW YORK STATE ELR - ERIE COUNTY MEDICAL CTR CLINICAL LABS		4			4
NORTHWEST FLORIDA COMMUNITY HOSPITAL		1	3	75%	4
ABBOTT			3	100%	3
NORTH BROWARD HOSPITAL DISTRICT HEALTHCARE FOR THE HOMELESS			3	100%	3
WINTER HAVEN HOSPITAL			3	100%	3
ST LUKES HOSPITAL LABORATORY		2	1	33%	3
FISHERMEN'S HOSPITAL			3	100%	3
FAMILY HEALTH CENTERS OF SWF LABS			3	100%	3
OPTUM LABS LLC			3	100%	3
LAKE CITY VETERANS HOSPITAL			3	100%	3
PUBLIC HEALTH LAB		3			3
QUEST DIAGNOSTIC			3	100%	3
Cleveland Clinic Laboratories		1	2	67%	3
CENTRAL FLORIDA HEALTH CARE INC			3	100%	3
LABCORP DIAGNOSTICS-MIAMI		2	1	33%	3
BEAUMONT LABORATORY			3	100%	3
STATEN ISLAND UNIVERSITY HOSPITAL		3			3
LEE MEMORIAL HEALTH PARK LAB			3	100%	3
ANNE BATES LEACH EYE HOSPITAL/ ABLEH MICROBIOLOGY LABORATORY		2	1	33%	3
DOH-TAMPA BRANCH LABORATORY (MLK BLVD)			3	100%	3
PENNSYLVANIA DEPARTMENT OF HEALTH BUREAU OF LABORATORIES			3	100%	3
GENUS DIAGNOSTICS			3	100%	3
BAYFRONT HEALTH SPRING HILL			3	100%	3
ACH			3	100%	3
MAYO MEDICAL LABORATORIES		2	1	33%	3
LAB CORP OF AMERICA		1	2	67%	3
JOE DIMAGGIO CHILDREN'S HOSPITAL		1	2	67%	3
BAYFRONT HEALTH ER PINELLAS PARK		3			3
ILLINOIS DEPARTMENT OF PUBLIC HEALTH			3	100%	3
CLINICORE			3	100%	3
PALMS WEST HOSPITAL			3	100%	3
BARONESS ERLANGER HOSPITAL		3			3
NEW YORK STATE ELR - SOUTHSIDE HOSPITAL NORTHWELL HEALTH LABORATORY		2	1	33%	3
NICHOLS INSTITUTE QUEST DIAGNOSTICS		2	1	33%	3
LAKE WALES MEDICAL CENTER INC			3	100%	3
NEW YORK STATE ELR - LABORATORY ALLIANCE OF CENTRAL NEW		3			3
TIMBER RIDGE LABORATORY			3	100%	3
TAMPA GENERAL HOSPITAL LABORATORY			3	100%	3
FLORIDA CLINICAL LAB			3	100%	3
ARNOT OGDEN MEDICAL CENTER LABORATORY		3			3
AVELLINO LAB USA INC		3			3

Coronavirus: testing by laboratory

Data through Jul 11, 2020 verified as of Jul 12, 2020 at 09:25 AM

Data in this report are provisional and subject to change.

The numbers in the table below represent the number for whom test results were received by the Department of Health. A person can be tested by more than one laboratory and can have both positive and negative results. **Therefore, the sum of the numbers in each column will be larger than the total number of people tested.**

Reporting lab	Inconclusive	Negative	Positive	Percent positive	Total
WOLFSON CHILDREN'S HOSPITAL			3	100%	3
BRANCH MEDICAL CLINIC			3	100%	3
METHODIST MEDICAL CENTER		2	1	33%	3
VA OUTPATIENT			3	100%	3
NORTH OKALOOSA MEDICAL CENTER			3	100%	3
VIRGINIA DIVISION OF CONSOLIDATED LABORATORIES			3	100%	3
SHELBY COUNTY HEALTH CARE CORPORATION		1	2	67%	3
INDIAN RIVER CHD VERO BEACH		2	1	33%	3
WAKEMED		1	2	67%	3
KEY WEST URGENT CARE, INC		3			3
TYNDALL AFB			3	100%	3
VIRTUA VOORHEES HOSPITAL		3			3
NEW YORK STATE ELR - BRONX LEBANON HOSPITAL-MEDICAL CENTER		3			3
EMERGENCY MEDICAL CENTER			3	100%	3
UNKNOWN LAB			3	100%	3
BAYCARE OUTREACH LABORATORY HOSPITAL			3	100%	3
ASCENSION ST. VINCENT'S PRIMARY CARE			3	100%	3
MONTEFIORE NEW ROCHELLE HOSPITAL		3			3
BAYONET POINT MEDICAL CENTER			3	100%	3
JACKSON SOUTH COMMUNITY HOSPITAL LAB			3	100%	3
GULF COAST MOLECULAR LABORATORIES			3	100%	3
REFUAH HEALTH CENTER LABORATORY		3			3
PINELLAS COUNTY HEALTH DEPARTMENT		2	1	33%	3
PECONIC BAY MEDICAL CENTER LABORATORY		2	1	33%	3
MOLECULAR DIAGNOSTICS			2	100%	2
MEMORIAL SLOAN KETTERING CANCER CENTER		1	1	50%	2
ALABAMA DEPARTMENT OF PUBLIC HEALTH			2	100%	2
SSM HEALTH ST LOUIS MICROBIOLOGY LABORATORY		1	1	50%	2
NEWYORK-PRESBYTERIAN/ LAWRENCE HOSPITAL LABORATORY		2			2
LABCORP PHOENIX			2	100%	2
WUESTHOFF MEDICAL CENTER-MELBOURNE			2	100%	2
BETH ISRAEL DEACONESS MEDICAL CENTER			2	100%	2
DCH REGIONAL MEDICAL CENTER LABORATORY		2			2
UC CORAL GABLES			2	100%	2
BAY CARE			2	100%	2
MONTANA PUBLIC HEALTH LAB			2	100%	2
CONNECTDX			2	100%	2
ACHS		2			2
SHELBY BAPTIST MEDICAL CENTER			2	100%	2
DEACONESS HOSPITAL			2	100%	2
CLINICAL PATHOLOGY LABS		1	1	50%	2
GALEN BAYLOR EXTENSION		2			2
OKLAHOMA STATE DEPARTMENT OF HEALTH-PUBLIC HEALTH LABORATORY			2	100%	2
NAPHCARE, INC.			2	100%	2
CELERION			2	100%	2
GEORGIA DEPARTMENT OF PUBLIC HEALTH			2	100%	2
LABCORP RARITAN		2			2

Coronavirus: testing by laboratory

Data through Jul 11, 2020 verified as of Jul 12, 2020 at 09:25 AM

Data in this report are provisional and subject to change.

The numbers in the table below represent the number for whom test results were received by the Department of Health. A person can be tested by more than one laboratory and can have both positive and negative results. **Therefore, the sum of the numbers in each column will be larger than the total number of people tested.**

Reporting lab	Inconclusive	Negative	Positive	Percent positive	Total
ADVANCED MEDICAL CARE			2	100%	2
IRL MARKET LAB ALACHUA		1	1	50%	2
MARSHALL MEDICAL CENTER SOUTH LAB		2			2
SCDHEC BUREAU OF LABORATORIES			2	100%	2
NEW YORK STATE ELR - SAMARITAN HOSPITAL LABORATORY		2			2
SARASOTA MEMORIAL MEDICAL URGENT CARE CENTER			2	100%	2
OMNI			2	100%	2
BAPTIST MEDICAL CENTER EAST		1	1	50%	2
IOWA DEPARTMENT OF PUBLIC HEALTH			2	100%	2
ST. MARYS MEDICAL CENTER			2	100%	2
ALTRU DIAGNOSTICS INC			2	100%	2
NORTH FLORIDA/SOUTH GEORGA VETERANS HEALTH SYSTEM			2	100%	2
ARCPOINT LABS OF TAMPA			2	100%	2
SAMARITAN MEDICAL CENTER		2			2
URGENT CARE TCMA			2	100%	2
GULF COAST MEDICAL GROUP			2	100%	2
HEALTHMARK REGIONAL HOSPITAL LAB			2	100%	2
FLORIDA CLINICAL LABORATORY INC			2	100%	2
BAYFRONT HEALTH PUNTA GORDA			2	100%	2
NEW YORK STATE ELR - AUBURN COMMUNITY HOSPITAL		2			2
ERIE COUNTY MEDICAL CTR CLINICAL LABS		2			2
SIGNATURE CARE PFLUGERVILLE			2	100%	2
NEW YORK STATE DEPARTMENT OF HEALTH		1	1	50%	2
LABCORP - STUART		1	1	50%	2
CORAL GABLES HOSPITAL			2	100%	2
WALGREENS #5317		2			2
FLORIDA DEPARTMENT OF HEALTH IN HILLSBOROUGH COUNTY			2	100%	2
GARCIA CLINICAL LABORATORY		1	1	50%	2
VIRTUA MEMORIAL HOSPITAL BURLINGTON COUNTY			2	100%	2
ADVENT HEALTH SEBRING			2	100%	2
BIOFIRE			2	100%	2
UNIVERSITY HOSPITAL OF BROOKLYN		2			2
UNIVERSITY HOSPITAL			2	100%	2
MARINER'S HOSPITAL			2	100%	2
LEESBURG REGIONAL MEDICAL CENTER		1	1	50%	2
NEW YORK STATE ELR - JACOBI MEDICAL CENTER		2			2
LABCORP - OHIO			2	100%	2
QUEST DIAGNOSTICS-N ST PETERSBURG-5TH			2	100%	2
KETTERING HEALTH			2	100%	2
INTERNAL MEDICINE ASSOCIATES-DUNELLON			2	100%	2
HOME ACCESS HEALTH			2	100%	2
X-GENE MOLECULAR LABS			2	100%	2
NEW YORK STATE ELR - LONG ISLAND JEWISH VALLEY STREAM		2			2
NEW YORK STATE ELR - ORANGE REGIONAL MEDICAL CENTER LABORATORY		2			2
NORTHERN DUTCHESS HOSPITAL LABORATORY		2			2
MHHS All Lab Subsection		2			2
MY CLINICAL LAB			2	100%	2

Coronavirus: testing by laboratory

Data through Jul 11, 2020 verified as of Jul 12, 2020 at 09:25 AM

Data in this report are provisional and subject to change.

The numbers in the table below represent the number for whom test results were received by the Department of Health. A person can be tested by more than one laboratory and can have both positive and negative results. **Therefore, the sum of the numbers in each column will be larger than the total number of people tested.**

Reporting lab	Inconclusive	Negative	Positive	Percent positive	Total
OHIO DEPARTMENT OF HEALTH LABORATORY		2			2
QUEST DIAGNOSTICS INCORPORATED			2	100%	2
OHIO STATE UNIVERSITY WEXNER MEDICAL CENTER			2	100%	2
MEDLOGIC, LLC		1	1	50%	2
QUEENS HOSPITAL CENTER		2			2
PREMIER LABORATORY SERVICES, LLC			2	100%	2
NEW HAMPSHIRE DEPARTMENT OF HEALTH AND HUMAN SERVICES		1	1	50%	2
TREASURE COAST COMMUNITY HEALTH			2	100%	2
MONTEFIORE ST LUKE'S CORNWALL HOSPITAL		2			2
Cleveland Clinic Weston			2	100%	2
BOCA BIOLISTICS REFERENCE LABORATORY			2	100%	2
AHSE ROP		2			2
ST. JOSEPH REGIONAL MEDICAL CENTER			2	100%	2
GEISINGER MEDICAL CENTER		2			2
JOHNSON CITY MEDICAL CENTER		1	1	50%	2
COLLIER COUNTY HEALTH DEPT.			2	100%	2
AMERICAN FAMILY CARE- ORANGE BEACH			2	100%	2
DALE MEDICAL CENTER		2			2
FCHC (OB)-DARWIN SQUARE CTR.			2	100%	2
DORAL URGENT CARE			2	100%	2
NEW HAMPSHIRE PUBLIC HEALTH LABORATORIES		2			2
CONEMAUGH MEMORIAL MEDICAL CENTER		2			2
CALHOUN LIBERTY HOSPITAL			2	100%	2
POARCH BANC CREEK INDIANS TRIBAL HEALTH DEPARTMENT			2	100%	2
PPD			2	100%	2
PHYSICIANS STAT			1	100%	1
STANLY REGIONAL MEDICAL CENTER			1	100%	1
TUFTS MEDICAL CENTER			1	100%	1
ST VINCENT'S CHILTON		1			1
VA HOSPITAL			1	100%	1
US LABORATORIES			1	100%	1
TIMPANOGOS REGIONAL HOSPITAL			1	100%	1
WILLIAM A HINTON STATE LABORATORY INSTITUTE			1	100%	1
VA GREATER LOS ANGELES HEALTH CARE SYSTEM			1	100%	1
TAMIAMI LAB MILLENIUM			1	100%	1
UT MEMPHIS UNIVERSITY HEALTH SERVICES			1	100%	1
UAB			1	100%	1
TAMPA		1			1
VALLEY HOSPITAL MEDICAL CENTER		1			1
UNIVERSITY LAB			1	100%	1
SACRED HEART MEDICAL GROUP			1	100%	1
PEACHEALTH LABORATORIES		1			1
WOODHULL MEDICAL AND MENTAL HEALTH CTR		1			1
VIDANT MEDICAL CENTER			1	100%	1
NEW YORK STATE ELR - NEW YORK CITY DEPARTMENT OF HEALTH & MENTAL		1			1
NEW YORK STATE ELR - BELLEVUE HOSPITAL CENTER DEPARTMENT		1			1
WEST VIRGINIA UNIVERSITY HOSPITALS			1	100%	1

Coronavirus: testing by laboratory

Data through Jul 11, 2020 verified as of Jul 12, 2020 at 09:25 AM

Data in this report are provisional and subject to change.

The numbers in the table below represent the number for whom test results were received by the Department of Health. A person can be tested by more than one laboratory and can have both positive and negative results. **Therefore, the sum of the numbers in each column will be larger than the total number of people tested.**

Reporting lab	Inconclusive	Negative	Positive	Percent positive	Total
VERMONT DEPARTMENT OF HEALTH LABORATORY		1			1
SUNY AT STONY BROOK			1	100%	1
WEST PACIFIC MEDICAL LABORATORY			1	100%	1
WASHINGTON STATE DEPARTMENT OF HEALTH PUBLIC HEALTH LABORATORIES			1	100%	1
ST. LUKE'S HOSPITAL - BETHLEHEM CAMPUS		1			1
WELLINGTON WEST 100176			1	100%	1
NORTH NAPLES HOSPITAL RESPIRATORY THERAPY DEPARTMENT			1	100%	1
ONslow MEMORIAL HOSPITAL LABORATORY		1			1
RIVERSIDE METHODIST HOSPITAL LAB			1	100%	1
PIEDMONT HOSPITAL LAB			1	100%	1
PARKWAY REGIONAL MEDICAL CENTER LAB			1	100%	1
SANFORD REGIONAL HOSPITAL WORTHINGTON		1			1
SENTARA NORFOLK GENERAL HOSPITAL CENTRAL LAB			1	100%	1
Viracor Eurofins			1	100%	1
NAVAL HOSPITAL OF JACKSONVILLE			1	100%	1
ORMOND BEACH CENTRA CARE			1	100%	1
OHIO DEPARTMENT OF HEALTH			1	100%	1
UC SAN DIEGO HEALTH			1	100%	1
WILMINGTON VA MEDICAL CENTER			1	100%	1
VRL EUROFINS			1	100%	1
UNK			1	100%	1
LABCORP-CRYSTAL RIVER			1	100%	1
Lourdes Hospital			1	100%	1
MHS LAB		1			1
HEALTH FIRST IBM-UX			1	100%	1
INDIAN RIVER CLINICAL LABORATORY, INC.		1			1
INTERMOUNTAIN MEDICAL CENTER			1	100%	1
ACCESS HEALTH CARE			1	100%	1
BOZEMAN HEALTH DEACONESS HOSPITAL		1			1
CAROMONT HEALTH			1	100%	1
CENTRA CARE HUNTER'S CREEK			1	100%	1
ACCESSLAB		1			1
BAY CARE LAB SERVICES/ST. ANTHONY'S HOSPITAL			1	100%	1
BAYCARE MEDICAL GROUP INC			1	100%	1
LAKEVIEW REGIONAL HOSPITAL			1	100%	1
BAPTIST HEALTH MEDICAL CENTER			1	100%	1
BEAUFORT MEMORIAL			1	100%	1
HOUSTON HEALTH DEPARTMENT - BUREAU OF LABORATORY SERVICES			1	100%	1
LABCORP - ORLANDO		1			1
LABCORP KANSAS CITY			1	100%	1
BEAUMONT HOSPITAL, GROSSE POINTE			1	100%	1
FLORIDA WOMAN CARE LABORATORY			1	100%	1
GENETRAIT LABORATORIES			1	100%	1
GRAND VIEW HOSPITAL			1	100%	1
CHARLOTTE CHD PORT CHARLOTTE		1			1
COMMONWEALTH OF MASSACHUSETTS			1	100%	1
FLORIDA HOSPITAL			1	100%	1

Coronavirus: testing by laboratory

Data through Jul 11, 2020 verified as of Jul 12, 2020 at 09:25 AM

Data in this report are provisional and subject to change.

The numbers in the table below represent the number for whom test results were received by the Department of Health. A person can be tested by more than one laboratory and can have both positive and negative results. **Therefore, the sum of the numbers in each column will be larger than the total number of people tested.**

Reporting lab	Inconclusive	Negative	Positive	Percent positive	Total
BLOUNT MEMORIAL HOSPITAL		1			1
CATHOLIC HEALTH SYSTEM DEPT LABORATORY		1			1
CONEY ISLAND HOSPITAL		1			1
BAYCARE OUTREACH LAB			1	100%	1
BIRMINGHAM VAMC		1			1
BLOOD SYSTEMS LABORATORIES			1	100%	1
DELAWARE DIAGNOSTICS LABS			1	100%	1
GUTHRIE MEDICAL GROUP LABORATORIES		1			1
HIGHLANDS MEDICAL CENTER		1			1
JOHNS HOPKINS MEDICAL LABS			1	100%	1
FLORIDA DEPARTMENT OF HEALTH PALM BEACH COUNTY			1	100%	1
GENESIS LABORATORY MANAGEMENT			1	100%	1
GIFFORD MEMORIAL HOSPITAL		1			1
LABCORP - LEESBURG			1	100%	1
LABCORP HOUSTON			1	100%	1
LEESBURG FAMILY MEDICINE		1			1
DICKERT			1	100%	1
ECLRS			1	100%	1
HAWAII DEPARTMENT OF HEALTH LAB			1	100%	1
LOYOLA UNIVERSITY MEDICAL CENTER LABORATORY			1	100%	1
AFC URGENT CARE			1	100%	1
AMERICAN MEDICAL LABORATORIES			1	100%	1
BAYCARE ALLIANT HOSPITAL			1	100%	1
MONTANA DEPARTMENT OF PUBLIC HEALTH & HUMAN SERVICES			1	100%	1
Mt Sinai Aventura			1	100%	1
ACCESS HEALTH CARE PHYSICIANS			1	100%	1
HOLY NAME MEDICAL CENTER		1			1
CAROLINAS HEALTHCARE SYSTEM LAB			1	100%	1
CBC LAB			1	100%	1
DOCTOR'S MEMORIAL HOSPITAL			1	100%	1
AMMON LABS			1	100%	1
AZALEA HEALTH			1	100%	1
BAPTIST ER TOWN CTR			1	100%	1
EDGAR PRICE FAMILY & CHILDREN HEALTHCARE CENTER			1	100%	1
HEART OF FLORIDA HMA			1	100%	1
HIGHLANDS CLINICAL LABORATORY			1	100%	1
KANSAS DEPARTMENT OF HEALTH			1	100%	1
FLORIDA HEALTH CARE PLANS			1	100%	1
FLORIDA HOSPITAL KISSIMMEE			1	100%	1
FLORIDA MEDICAL CLINIC			1	100%	1
BARDMOOR LABORATORY			1	100%	1
CENTRA CARE CONWAY			1	100%	1
COASTAL LABORATORIES			1	100%	1
ADVENTIST HINSDALE HOSPITAL LABORATORY			1	100%	1
AFFILIATED LABORATORIES INC			1	100%	1
ATLANTIS URGENT CARE			1	100%	1
COLORADO DEPARTMENT OF HEALTH LABORATORY SERVICES DIVISION			1	100%	1

Coronavirus: testing by laboratory

Data through Jul 11, 2020 verified as of Jul 12, 2020 at 09:25 AM

Data in this report are provisional and subject to change.

The numbers in the table below represent the number for whom test results were received by the Department of Health. A person can be tested by more than one laboratory and can have both positive and negative results. **Therefore, the sum of the numbers in each column will be larger than the total number of people tested.**

Reporting lab	Inconclusive	Negative	Positive	Percent positive	Total
EXCEL URGENT CARE OF NJ			1	100%	1
HEALTH NETWORK LABORATORIES		1			1
JRS LABORATORY			1	100%	1
COMPUNET CLINICAL LAB			1	100%	1
CQUENTIA NGS, LLC			1	100%	1
DOCS URGENT CARE			1	100%	1
BAYCARE MEDICAL GROUP			1	100%	1
BAYFRONT HEALTH PORT CHARLOTTE			1	100%	1
CALIFORNIA PUBLIC HEALTH LABORATORY			1	100%	1
ALLIANCE LABS @LRMC			1	100%	1
ALVERNO CLINICAL LABORATORIES			1	100%	1
ARNOLD PALMER HOSPITAL LABORATORY			1	100%	1
CELEBRATION HOSPITAL			1	100%	1
FLORIDA HOSPITAL ALTAMONTE			1	100%	1
FORT SANDERS REGIONAL LABORATORY		1			1
HARDIN MEMORIAL HOSPITAL - HEARTLAND PATHOLOGY CONSULTANTS			1	100%	1
CENTRA CARE - WATERFORD LAKES			1	100%	1
CFCH - FROSTPROOF			1	100%	1
Covance Central Laboratory			1	100%	1
LATE HOURS URGENT CARE			1	100%	1
MAGNOLIA ADULT, LLC			1	100%	1
AIM LABORATORIES			1	100%	1
KEY PRIMARY CASE			1	100%	1
LAB CORP PHOENIX			1	100%	1
LABCORP-PORT ST.LUCIE		1			1
BIODORON LABORATORIES			1	100%	1
INTERMARKET FACILITY			1	100%	1
JEFFERSON COUNTY HEALTH DEPARTMENT-MONTICELLO		1			1
KETTERING MEDICAL CENTER			1	100%	1
CHATSWORTH ASSISTED LIVING COMMUNITY AT PGA NATIONAL			1	100%	1
DALLAS MEDICAL CENTER			1	100%	1
HANCOCK REGIONAL HOSPITAL		1			1
LAKWOOD RANCH ER 24/7			1	100%	1
PEDIATRIC ASSOCIATES - JACKSONVILLE			1	100%	1
PHELPS HOSPITAL LABORATORY		1			1
PREMIER MEDICAL LABORATORY			1	100%	1
NAVAL BRANCH MEDICAL CLINIC			1	100%	1
NORTH BROWARD MEDICAL CENTER			1	100%	1
NOT GIVEN			1	100%	1
QUEST DIAGNOSTIC INC TECHNICAL			1	100%	1
SANFORD SOUTH UNIVERSITY		1			1
SELECT LABORATORIES MARION COUNTY, LLC.			1	100%	1
ST JOSEPHS CHILDRENS HOSPITAL OUTREACH			1	100%	1
QUEST DIAGNOSTICS-OCALA-SE 3RD		1			1
REGIONAL MEDICAL LABORATORY			1	100%	1
REMISE OCCUPATIONAL HEALTH SOLUTIONS INC			1	100%	1
TANNER MEDICAL CENTER EAST AL		1			1

Coronavirus: testing by laboratory

Data through Jul 11, 2020 verified as of Jul 12, 2020 at 09:25 AM

Data in this report are provisional and subject to change.

The numbers in the table below represent the number for whom test results were received by the Department of Health. A person can be tested by more than one laboratory and can have both positive and negative results. **Therefore, the sum of the numbers in each column will be larger than the total number of people tested.**

Reporting lab	Inconclusive	Negative	Positive	Percent positive	Total
TRINITAS REGIONAL MEDICAL CENTER			1	100%	1
UNITED HEALTHCARE			1	100%	1
SHANDS AT LAKE SHORE LAB			1	100%	1
SOUTH GEORGIA MEDICAL CENTER			1	100%	1
TALLAHASSEE MEMORIAL HOSPITAL/MICROBIOLOGY LAB			1	100%	1
UNIVERSITY OF MISSOURI HEALTH CARE			1	100%	1
WELLOW URGENT CARE		1			1
XPRESS WELLNESS URGENT CARE			1	100%	1
MIDMICHIGAN MEDICAL CENTER			1	100%	1
UTMB PATHOLOGY CLINICAL SERVICES LABORATORY			1	100%	1
VIRACOR			1	100%	1
WATAUGA MEDICAL CENTER			1	100%	1
SKY RIDGE MEDICAL CENTER - MICRO			1	100%	1
SOUTHEAST GEORGIA HEALTH SYSTEM			1	100%	1
ST FRANCIS			1	100%	1
PRORENATA LABS			1	100%	1
RIVIERA BEACH HEALTH CENTER LAB			1	100%	1
ROBERT WOOD JOHNSON HOSPITAL			1	100%	1
State Lab Unspecifd			1	100%	1
UNITED CLINICAL LABORATORIES			1	100%	1
URGENT CARE WEST CLINIC			1	100%	1
UNIVERSITY OF MIAMI			1	100%	1
TEXAS DEPARTMENT OF STATE HEALTH SERVICES			1	100%	1
THE HEART HOSPITAL BAYLOR PLANO			1	100%	1
TIEHH BIOTERRORISM RESPONSE LAB			1	100%	1
THOMAS LANGLEY			1	100%	1
UF KANAPAHA LAB BEAKER		1			1
UNIVERSITY OF FLORIDA			1	100%	1
ST. JOSEPH'S HOSPITAL NORTH			1	100%	1
TEN HEALTHCARE			1	100%	1
THE UNIVERSITY OF VERMONT MEDICAL CENTER		1			1
MANATEE PEDIATRICS			1	100%	1
MONTEFIORE NYACK HOSPITAL AFFILIATED LABORATORY		1			1
MUNSON MEDICAL CENTER			1	100%	1
NOVANT HEALTH INPATIENT CARE			1	100%	1
MEDICAL CLINIC OF HOUSTON			1	100%	1
MEDSTAR HARBOR HOSPITAL			1	100%	1
MEMORIAL HERMANN CONSOLIDATED LABORATORY SERVICES			1	100%	1
SCIENCE CARE			1	100%	1
MD NOW URGENT CARE CENTER INC.			1	100%	1
MISSOURI DEPARTMENT OF HEALTH AND SENIOR SERVICES - STATE PH LAB		1			1
MIAMI CANCER INSTITUTE			1	100%	1
LEGACY LABORATORY SERVICES			1	100%	1
MARINA DEL REY HOSPITAL LAB			1	100%	1
MARYLAND DEPARTMENT OF HEALTH AND MENTAL HYGIENE			1	100%	1
NORTH CAROLINA STATE LABORATORY OF PUBLIC HEALTH, SPECTRUM LAB NETWORK			1	100%	1
PERDIDO URGENT CARE			1	100%	1

Coronavirus: testing by laboratory

Data through Jul 11, 2020 verified as of Jul 12, 2020 at 09:25 AM

Data in this report are provisional and subject to change.

The numbers in the table below represent the number for whom test results were received by the Department of Health. A person can be tested by more than one laboratory and can have both positive and negative results. **Therefore, the sum of the numbers in each column will be larger than the total number of people tested.**

Reporting lab	Inconclusive	Negative	Positive	Percent positive	Total
PHAROS HEALTH			1	100%	1
PRISMA HEALTH TUOMEY LABORATORY			1	100%	1
NORTH RIVER FAMILY HEALTH CENTER			1	100%	1
NORTHSORE UNIVERSITY HEALTHSYSTEM EVANSTON HOSPITAL LAB			1	100%	1
PEDIATRIC HEALTHCARE ALLIANCE			1	100%	1
BERKSHIRE MEDICAL CENTER			1	100%	1
BMC/JACSONVILLE		1			1
CLEVELAND CLINIC OHIO LABORATORIES			1	100%	1
LEGACY LABORATORY			1	100%	1
MARION COUNTY HEALTH DEPARTMENT			1	100%	1
MEDICAL CENTER ENTERPRISE			1	100%	1
DHEC - S.C PUBLIC HEALTH LAB			1	100%	1
JOHNS HOPKINS MEDICAL LABORATORIES			1	100%	1
LABCORP - HOLLYWOOD			1	100%	1
LABCORP LAFAYETTE		1			1
DUKE HEALTH REGIONAL HOSPITAL			1	100%	1
FALMOUTH BY THE SEA			1	100%	1
JOHN HOPKINS MEDICAL LABORATORIES		1			1
SONIC REFERENCE LABORATORY			1	100%	1
SPRING HILL REGIONAL HOSPITAL			1	100%	1
STATEN ISLAND UNIVERSITY HOSPITAL SEGUINE AVE		1			1
ONEIDA HEALTHCARE CENTER		1			1
SCIONLAB SERVICES LLC			1	100%	1
SMITH KLINE			1	100%	1
SUNY UPSTATE MEDICAL UNIVERSITY			1	100%	1
QUEST ELR		1			1
RDX BIOSCIENCE,			1	100%	1
RIVERVIEW REGIONAL MEDICAL CENTER		1			1
THE CHILDREN'S HOSPITAL OF PHILADELPHIA		1			1
UW HOSPITAL AND CLINICS			1	100%	1
WOLFSON (USE BAPTIST)			1	100%	1
ST CHARLES HOSPITAL LABORATORY		1			1
ST. MARY MEDICAL CENTER		1			1
UCLA HEALTHCARE CLINICAL LABS			1	100%	1
QUEST - HOUSTON LAB			1	100%	1
REDITUS LABORATORIES			1	100%	1
SOUTHWEST REGIONAL PCR LABORATORY			1	100%	1
WARD MEMORIAL HOSPITAL		1			1
NORTHSIDE HOSPITAL DULUTH			1	100%	1
NORTHWEST FL COMM HOSP			1	100%	1
OHIO STATE UNIVERSITY MEDICAL CENTER			1	100%	1
WUESTHOFF MEMORIAL HOSPITAL			1	100%	1
NEW YORK STATE ELR - MONTEFIORE MEDICAL CENTER LABORATORIES - WEILER			1	100%	1
NEW YORK STATE ELR - NEW YORK PRESBYTERIAN-LOWER MANHATTAN		1			1
Total	7,775	2,819,784	337,795	11%	3,165,354