

Coronavirus: summary of persons being monitored, persons under investigation, and cases

Data through Jul 9, 2020 verified as of Jul 10, 2020 at 09:25 AM

Data in this report are provisional and subject to change.

Monitored persons: people the Florida Department of Health was notified of for possible monitoring because they are a contact of a case, traveled from China, or were identified by the Centers for Disease Control and Prevention (CDC) as a part of a airline/ship contact investigation

Total reports	90,876
Total persons of high, medium, or unknown risk	87,190
High/medium/unknown risk still being monitored	16,319

Persons tested: includes PCR and antigen test results received by the Department of Health from the state public health laboratory (BPHL), as well as commercial and hospital laboratories

Total tested	2,423,992
Positive	244,151
Negative	2,177,476
Inconclusive	2,365
Awaiting testing	1,911

Cases: people with positive PCR or antigen test result

Total cases	244,151
Florida residents	240,710
Non-Florida residents	3,441

Type of testing	
Florida residents	240,710
Positive by BPHL/CDC	9,163
Positive by commercial/hospital lab	231,547
Non-Florida residents	
Positive by BPHL/CDC	163
Positive by commercial/hospital lab	3,278

Characteristics	
Florida residents hospitalized	17,602
Florida resident deaths	4,102
Change in deaths since previous report	+93
Non-Florida resident deaths	101

Hospitalized counts include anyone who was hospitalized at some point during their illness. It does not reflect the number of people currently hospitalized.

More information on deaths identified through death certificate data is available on the National Center for Health Statistics website at www.cdc.gov/nchs/nvss/vsrr/COVID19/index.htm.

Risk factors for Florida residents	
Traveled	2,818
Contact with a known case	70,033
Traveled and contact with a known case	2,721
Neither	165,138
No travel and no contact	25,760
Travel is unknown	114,077
Contact is unknown	36,943
Contact is pending	99,815

Travel can be unknown and contact can be unknown or pending for the same case, these numbers will sum to more than the "neither" total.

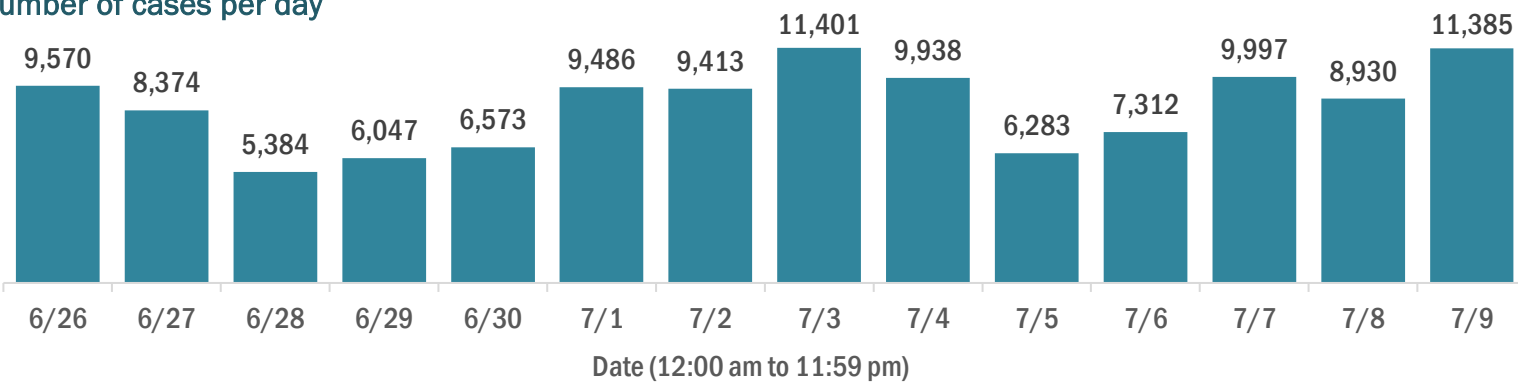
Coronavirus: cases and laboratory testing over time

Data through Jul 9, 2020 verified as of Jul 10, 2020 at 09:25 AM

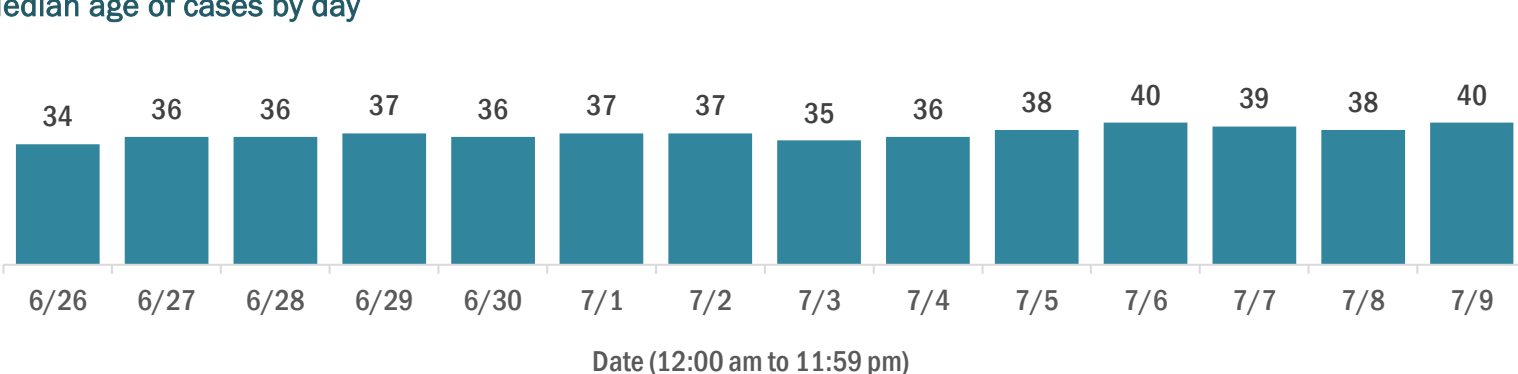
Data in this report are provisional and subject to change.

Cases in Florida residents per day for the past 2 weeks

Number of cases per day



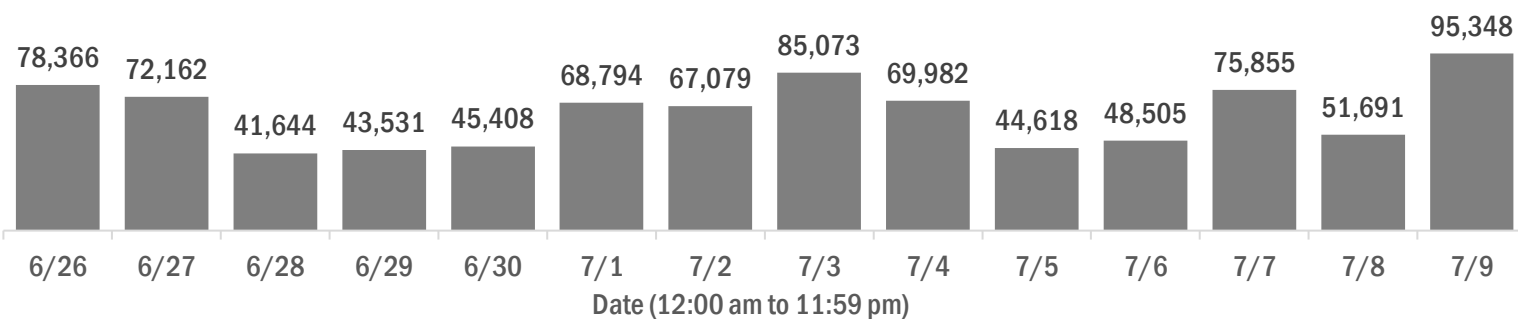
Median age of cases by day



Laboratory testing for Florida residents and non-Florida residents over the past 2 weeks

Number of people tested per day

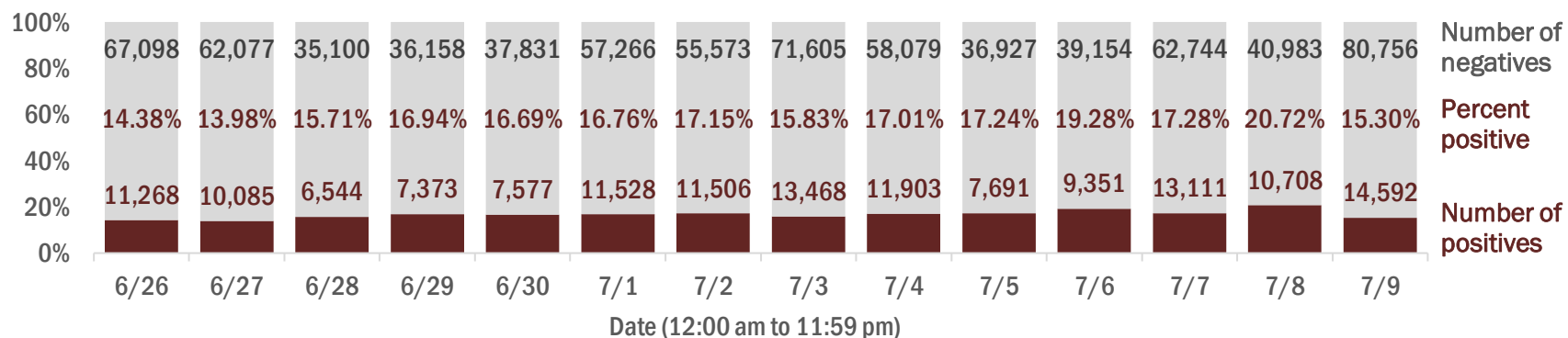
These counts include the number of people for whom the department received PCR or antigen laboratory results by day. People tested on multiple days will be included for each day a new result was received. A person is only counted once for each day they are tested, regardless of whether multiple specimens are tested or multiple results are received.



Number and percent of positive labs

The percent of positive results ranged from 13.98% to 20.72% over the past 2 weeks and was 15.30% yesterday.

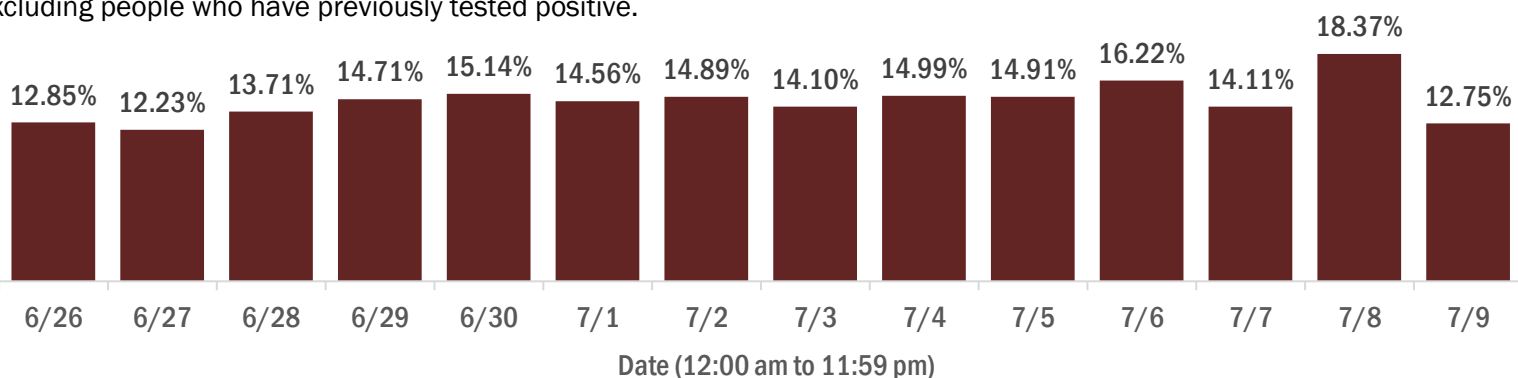
These counts include the number of people for whom the department received PCR or antigen laboratory results by day. People tested on multiple days will be included for each day a new result was received. A person is only counted once for each day they are tested, regardless of whether multiple specimens are tested or multiple results are received. If a person has a positive specimen and a negative specimen in the same day, only the positive result is counted.



Percent positivity for new cases

The percent of positive results ranged from 12.23% to 18.37% over the past 2 weeks and was 12.75% yesterday.

This percent is the number of people who test PCR- or antigen-positive for the first time divided by all the people tested that day, excluding people who have previously tested positive.



Coronavirus: characteristics of 240,710 Florida resident cases

Data through Jul 9, 2020 verified as of Jul 10, 2020 at 09:25 AM

Data in this report are provisional and subject to change.

Age group	Cases	Hospitalizations	Deaths
0-4 years	3,858	2%	87
5-14 years	8,117	3%	65
15-24 years	38,870	16%	431
25-34 years	49,743	21%	1,094
35-44 years	38,982	16%	1,636
45-54 years	36,980	15%	2,384
55-64 years	29,511	12%	3,085
65-74 years	17,492	7%	3,386
75-84 years	10,331	4%	3,067
85+ years	6,385	3%	2,367
Unknown	441	0%	0
Total	240,710	17,602	4,102

Gender	Cases
Female	121,673
Male	117,631
Unknown	1,406
Total	240,710

Ethnicity	Cases	Hospitalizations	Deaths
Hispanic	64,764	27%	6,022
Non-Hispanic	81,276	34%	10,616
Unknown	94,670	39%	964
Total	240,710	17,602	4,102

Race and ethnicity	Cases	Hospitalizations	Deaths
White	97,427	40%	10,526
Hispanic	45,232	19%	4,446
Non-Hispanic	43,638	18%	5,749
Unknown	8,557	4%	331
Black	36,943	15%	4,582
Hispanic	1,761	1%	226
Non-Hispanic	30,999	13%	4,235
Unknown	4,183	2%	121
Other race	20,497	9%	1,923
Hispanic	11,969	5%	1,232
Non-Hispanic	4,917	2%	583
Unknown	3,611	2%	108
Unknown race	85,843	36%	571
Hispanic	5,802	2%	118
Non-Hispanic	1,722	1%	49
Unknown	78,319	33%	404
Total	240,710	17,602	4,102

Hospitalization counts include anyone who was hospitalized at some point during their illness. It does not reflect the number of people currently hospitalized. **Other race** includes any person with a race of American Indian/Alaskan native, Asian, native Hawaiian/Pacific Islander, or other.

Coronavirus: deaths in Florida residents and staff of long-term care facilities

Data through Jul 9, 2020 verified as of Jul 10, 2020 at 09:25 AM

Data in this report are provisional and subject to change.

For current cases in residents or staff of long-term care facilities, please visit: <https://floridahealthcovid19.gov/>

County	Deaths		County	Deaths		County	Deaths	
Dade	544	26%	Alachua	10	0%	Levy	1	0%
Palm Beach	249	12%	Orange	10	0%	Monroe	1	0%
Broward	168	8%	Osceola	9	0%	Nassau	1	0%
Pinellas	164	8%	Walton	9	0%	St. Johns	1	0%
Lee	123	6%	Seminole	8	0%	Sumter	1	0%
Hillsborough	114	6%	Calhoun	6	0%	Total	2,055	
Manatee	91	4%	Lake	6	0%			
Polk	75	4%	Brevard	5	0%			
Sarasota	65	3%	Gadsden	4	0%			
Charlotte	49	2%	Jefferson	4	0%			
Volusia	46	2%	Leon	4	0%			
Collier	39	2%	Okaloosa	4	0%			
Escambia	38	2%	Baker	3	0%			
Duval	36	2%	Madison	3	0%			
St. Lucie	33	2%	Marion	3	0%			
Clay	25	1%	Putnam	3	0%			
Suwannee	20	1%	Bradford	2	0%			
Hendry	18	1%	Citrus	1	0%			
Martin	17	1%	Columbia	1	0%			
Pasco	15	1%	Desoto	1	0%			
Washington	12	1%	Hardee	1	0%			
Indian River	11	1%	Hernando	1	0%			

Note: cases are summarized by the county of usual residence. Residents and staff may be cases associated with facilities that are not in their county of usual residence, resulting in cases being included below for counties that do not have facilities with known cases.

Coronavirus: characteristics of 244,151 cases

Data through Jul 9, 2020 verified as of Jul 10, 2020 at 09:25 AM

Data in this report are provisional and subject to change.

Tables below include cases in Florida residents and non-Florida residents.

All 67 Florida counties have cases:

County	FL resident		Non-FL resident	Total
Dade	57,720	24%	621	58,341
Broward	26,336	11%	369	26,705
Palm Beach	19,037	8%	196	19,233
Hillsborough	17,562	7%	100	17,662
Orange	15,869	7%	279	16,148
Duval	11,630	5%	142	11,772
Pinellas	10,212	4%	81	10,293
Lee	8,421	3%	153	8,574
Polk	6,588	3%	23	6,611
Collier	5,687	2%	90	5,777
Manatee	4,402	2%	30	4,432
Seminole	3,953	2%	14	3,967
Osceola	3,589	1%	69	3,658
Pasco	3,539	1%	20	3,559
Escambia	2,974	1%	511	3,485
Volusia	3,432	1%	22	3,454
Brevard	3,087	1%	17	3,104
St. Lucie	2,646	1%	15	2,661
Martin	2,617	1%	17	2,634
Sarasota	2,509	1%	39	2,548
Lake	2,274	1%	24	2,298
Leon	2,111	1%	50	2,161
Alachua	1,938	1%	40	1,978
St. Johns	1,706	1%	24	1,730
Clay	1,324	1%	4	1,328
Marion	1,301	1%	6	1,307
Hendry	1,146	0%		1,146
Indian River	1,100	0%	12	1,112
Santa Rosa	1,076	0%	9	1,085
Okaloosa	1,066	0%	17	1,083
Charlotte	1,044	0%	4	1,048
Bay	990	0%	37	1,027
Desoto	809	0%		809
Hernando	758	0%	8	766
Suwannee	694	0%	16	710

County	FL resident		Non-FL resident	Total
Putnam	650	0%	3	653
Hardee	589	0%	6	595
Sumter	584	0%	5	589
Jackson	547	0%	9	556
Gadsden	524	0%	4	528
Okeechobee	498	0%	3	501
Citrus	500	0%		500
Highlands	485	0%	3	488
Walton	436	0%	48	484
Monroe	453	0%	17	470
Flagler	447	0%	9	456
Nassau	419	0%	19	438
Columbia	429	0%	4	433
Hamilton	409	0%	3	412
Madison	296	0%	6	302
Unknown	54	0%	217	271
Liberty	262	0%		262
Levy	238	0%	3	241
Holmes	218	0%	5	223
Glades	196	0%		196
Washington	143	0%	4	147
Baker	135	0%		135
Calhoun	133	0%		133
Gilchrist	133	0%		133
Taylor	121	0%	2	123
Bradford	119	0%		119
Wakulla	113	0%	3	116
Union	105	0%		105
Dixie	103	0%		103
Gulf	74	0%	5	79
Jefferson	74	0%	3	77
Lafayette	52	0%		52
Franklin	24	0%	1	25
Total	240,710		3,441	244,151

Coronavirus: characteristics of 240,710 Florida resident cases

Data through Jul 9, 2020 verified as of Jul 10, 2020 at 09:25 AM

Data in this report are provisional and subject to change.

The table below includes the cities and counties of residence for cases in Florida residents based on the patient's ZIP Code.

Note that city is not always received as part of the initial notification and may be missing while the case is being investigated.

City and county	Cases
Miami, Dade	35,408
Orlando, Orange	11,977
Tampa, Hillsborough	11,004
Jacksonville, Duval	10,728
Hialeah, Dade	8,214
Fort Lauderdale, Broward	6,029
Hollywood, Broward	5,349
West Palm Beach, Palm Beach	4,562
Saint Petersburg, Pinellas	4,536
Homestead, Dade	4,119
Fort Myers, Lee	3,668
Naples, Collier	3,640
Pompano Beach, Broward	3,173
Bradenton, Manatee	3,058
Kissimmee, Osceola	2,887
Lake Worth, Palm Beach	2,688
Pensacola, Escambia	2,623
Boca Raton, Palm Beach	2,223
Tallahassee, Leon	2,085
Lakeland, Polk	2,069
Sarasota, Sarasota	1,879
Clearwater, Pinellas	1,873
Cape Coral, Lee	1,763
Miramar, Broward	1,726
Lehigh Acres, Lee	1,702
Port Saint Lucie, St. Lucie	1,697
Boynton Beach, Palm Beach	1,691
Immokalee, Collier	1,680
Miami Beach, Dade	1,669
Gainesville, Alachua	1,641
Miami Gardens, Dade	1,529
Winter Haven, Polk	1,421
Stuart, Martin	1,310
Opa Locka, Dade	1,252
Delray Beach, Palm Beach	1,246
Brandon, Hillsborough	1,186
Riverview, Hillsborough	1,050
Largo, Pinellas	1,014
Lake Worth Beach, Palm Beach	997
Coral Springs, Broward	993
Jupiter, Palm Beach	960
Plant City, Hillsborough	953
Missing, Broward	952
Apopka, Orange	912
Ocala, Marion	906
Fort Pierce, St. Lucie	886
Melbourne, Brevard	882
Sanford, Seminole	866
Davie, Broward	864
New Port Richey, Pasco	860
North Miami Beach, Dade	853
Sunrise, Broward	841
Saint Augustine, St. Johns	804
Deerfield Beach, Broward	784
Indiantown, Martin	778
Doral, Dade	758
Daytona Beach, Volusia	736
Winter Park, Orange	705
Arcadia, Desoto	704

Coronavirus: characteristics of 240,710 Florida resident cases

Data through Jul 9, 2020 verified as of Jul 10, 2020 at 09:25 AM

Data in this report are provisional and subject to change.

The table below includes the cities and counties of residence for cases in Florida residents based on the patient's ZIP Code.

Note that city is not always received as part of the initial notification and may be missing while the case is being investigated.

City and county	Cases
Vero Beach, Indian River	701
Palmetto, Manatee	699
Royal Palm Beach, Palm Beach	688
Panama City, Bay	678
Oviedo, Seminole	664
Plantation, Broward	653
Orange Park, Clay	647
North Miami, Dade	646
Altamonte Springs, Seminole	638
Belle Glade, Palm Beach	626
Palm Bay, Brevard	623
Palm Beach Gardens, Palm Beach	621
Florida City, Dade	618
Tamarac, Broward	618
Clewiston, Hendry	615
Deltona, Volusia	610
Winter Garden, Orange	610
Live Oak, Suwannee	600
Clermont, Lake	600
Deland, Volusia	591
Saint Cloud, Osceola	584
Port Charlotte, Charlotte	571
Palm Harbor, Pinellas	566
Bonita Springs, Lee	566
Land O Lakes, Pasco	556
Wesley Chapel, Pasco	545
Margate, Broward	538
Ocoee, Orange	537
Seminole, Pinellas	521
Davenport, Polk	512
Coral Gables, Dade	498
Pinellas Park, Pinellas	492
Okeechobee, Okeechobee	489
Lutz, Hillsborough	484
Wellington, Palm Beach	478
Longwood, Seminole	476
Hallandale, Broward	471
Coconut Creek, Broward	466
Spring Hill, Hernando	454
Weston, Broward	450
Milton, Santa Rosa	450
North Lauderdale, Broward	449
Valrico, Hillsborough	445
Jacksonville Beach, Duval	443
Ruskin, Hillsborough	441
Windermere, Orange	427
Pembroke Pines, Broward	413
Casselberry, Seminole	411
Fort Walton Beach, Okaloosa	411
Oakland Park, Broward	406
Labelle, Hendry	399
Lake City, Columbia	397
Wimauma, Hillsborough	389
Cocoa, Brevard	386
Missing, Palm Beach	382
Lake Mary, Seminole	380
Tavares, Lake	378
Haines City, Polk	362
Punta Gorda, Charlotte	354

Coronavirus: characteristics of 240,710 Florida resident cases

Data through Jul 9, 2020 verified as of Jul 10, 2020 at 09:25 AM

Data in this report are provisional and subject to change.

The table below includes the cities and counties of residence for cases in Florida residents based on the patient's ZIP Code.

Note that city is not always received as part of the initial notification and may be missing while the case is being investigated.

City and county	Cases
Palm Coast, Flagler	354
Palatka, Putnam	349
Quincy, Gadsden	349
Aventura, Dade	339
Winter Springs, Seminole	329
Jasper, Hamilton	315
Missing, Dade	311
South Miami, Dade	307
Bartow, Polk	306
Miami Lakes, Dade	305
Leesburg, Lake	304
Tarpon Springs, Pinellas	299
Maitland, Orange	297
South Bay, Palm Beach	296
Ponte Vedra Beach, St. Johns	294
Ormond Beach, Volusia	292
Seffner, Hillsborough	292
Pahokee, Palm Beach	292
Zephyrhills, Pasco	290
Wauchula, Hardee	278
North Fort Myers, Lee	274
Middleburg, Clay	271
North Port, Sarasota	269
Dade City, Pasco	262
Port Richey, Pasco	261
Auburndale, Polk	261
Dunedin, Pinellas	256
Loxahatchee, Palm Beach	256
Kissimmee, Polk	252
Missing, Collier	248
Lake Wales, Polk	246
Hudson, Pasco	245
Fellsmere, Indian River	243
Bristol, Liberty	243
Mulberry, Polk	241
Riviera Beach, Palm Beach	231
Brooksville, Hernando	228
Port Orange, Volusia	226
Polk City, Polk	225
Cantonment, Escambia	223
Orange City, Volusia	222
The Villages, Sumter	222
Saint Johns, St. Johns	221
Merritt Island, Brevard	221
Holiday, Pasco	219
Gulf Breeze, Santa Rosa	218
Lantana, Palm Beach	216
Palm City, Martin	211
Eustis, Lake	207
Missing, Hillsborough	207
Odessa, Hillsborough	204
Bonifay, Holmes	203
Crestview, Okaloosa	201
Sebring, Highlands	201
Dover, Hillsborough	199
Cooper City, Broward	197
Green Cove Springs, Clay	197
Titusville, Brevard	196
Dania, Broward	196

Coronavirus: characteristics of 240,710 Florida resident cases

Data through Jul 9, 2020 verified as of Jul 10, 2020 at 09:25 AM

Data in this report are provisional and subject to change.

The table below includes the cities and counties of residence for cases in Florida residents based on the patient's ZIP Code.

Note that city is not always received as part of the initial notification and may be missing while the case is being investigated.

City and county	Cases
Venice, Sarasota	194
Estero, Lee	193
Atlantic Beach, Duval	189
Fernandina Beach, Nassau	188
Moore Haven, Glades	182
Lauderhill, Broward	180
Defuniak Springs, Walton	178
Sneads, Jackson	178
Madison, Madison	178
Wilton Manors, Broward	173
Navarre, Santa Rosa	173
Pinecrest, Dade	172
Rockledge, Brevard	172
Gibsonton, Hillsborough	170
Parrish, Manatee	167
Hobe Sound, Martin	167
Debary, Volusia	164
Marianna, Jackson	163
Avon Park, Highlands	163
Destin, Okaloosa	162
Key West, Monroe	162
Fleming Island, Clay	160
Oldsmar, Pinellas	157
Sarasota, Manatee	157
Bushnell, Sumter	156
Frostproof, Polk	156
Missing, Orange	154
New Smyrna Beach, Volusia	153
Groveland, Lake	152
Panama City Beach, Bay	151
Lauderdale Lakes, Broward	148
Key Biscayne, Dade	147
Missing, Duval	146
Apollo Beach, Hillsborough	143
Palm Springs, Palm Beach	143
Mount Dora, Lake	142
Santa Rosa Beach, Walton	141
Crescent City, Putnam	140
Safety Harbor, Pinellas	139
Ponte Vedra, St. Johns	139
Inverness, Citrus	139
Parkland, Broward	138
Fort Meade, Polk	135
Missing, Pasco	133
Bowling Green, Hardee	130
Lithia, Hillsborough	129
Ellenton, Manatee	125
Sun City Center, Hillsborough	119
Missing, Polk	116
Missing, Hardee	113
North Palm Beach, Palm Beach	112
Pace, Santa Rosa	109
Chipley, Washington	107
Sebastian, Indian River	107
Chiefland, Levy	106
Perry, Taylor	104
Neptune Beach, Duval	103
Missing, Hendry	103
Missing, St. Johns	100

Coronavirus: characteristics of 240,710 Florida resident cases

Data through Jul 9, 2020 verified as of Jul 10, 2020 at 09:25 AM

Data in this report are provisional and subject to change.

The table below includes the cities and counties of residence for cases in Florida residents based on the patient's ZIP Code.

Note that city is not always received as part of the initial notification and may be missing while the case is being investigated.

City and county	Cases
Cocoa Beach, Brevard	100
Jacksonville, St. Johns	100
Missing, Lee	99
Jensen Beach, Martin	99
Alachua, Alachua	98
Niceville, Okaloosa	97
Lynn Haven, Bay	94
Crawfordville, Wakulla	94
Trenton, Gilchrist	94
Summerfield, Marion	93
Blountstown, Calhoun	93
Palmetto Bay, Dade	92
Macclenny, Baker	88
Missing, Desoto	87
Yulee, Nassau	87
Missing, Santa Rosa	86
Satellite Beach, Brevard	85
Starke, Bradford	84
Key Largo, Monroe	82
Jennings, Hamilton	80
Crystal River, Citrus	80
Missing, Madison	79
Thonotosassa, Hillsborough	78
Holly Hill, Volusia	77
Missing, Citrus	76
Clearwater Beach, Pinellas	76
Missing, Brevard	74
Newberry, Alachua	74
Edgewater, Volusia	74
Minneola, Lake	71
Callahan, Nassau	70
Belleview, Marion	69
Pierson, Volusia	69
Mascotte, Lake	68
Shalimar, Okaloosa	68
Missing, Osceola	67
Lake Placid, Highlands	67
Carol City, Dade	66
Missing, Marion	66
Dunnellon, Marion	65
Avon Park, Polk	65
Englewood, Charlotte	64
Myakka City, Manatee	64
West Melbourne, Brevard	64
Lake Park, Palm Beach	62
Wildwood, Sumter	62
Spring Hill, Pasco	62
Lake Alfred, Polk	62
Tavernier, Monroe	60
Monticello, Jefferson	60
Missing, Volusia	59
Missing, St. Lucie	59
Williston, Levy	59
Zolfo Springs, Hardee	59
Old Town, Dixie	58
Mary Esther, Okaloosa	58
Tequesta, Palm Beach	58
Missing, Jackson	58
Palm Beach, Palm Beach	57

Coronavirus: characteristics of 240,710 Florida resident cases

Data through Jul 9, 2020 verified as of Jul 10, 2020 at 09:25 AM

Data in this report are provisional and subject to change.

The table below includes the cities and counties of residence for cases in Florida residents based on the patient's ZIP Code.

Note that city is not always received as part of the initial notification and may be missing while the case is being investigated.

City and county	Cases
Sorrento, Lake	56
Homosassa, Citrus	55
Gulfport, Pinellas	55
Havana, Gadsden	55
Indialantic, Brevard	55
Chuluota, Seminole	54
Marathon, Monroe	53
Geneva, Seminole	52
De Leon Springs, Volusia	51
Trinity, Pasco	51
Graceville, Jackson	50
Ave Maria, Collier	50
Missing, Sarasota	50
Gotha, Orange	50
Medley, Dade	50
Marco Island, Collier	49
Nokomis, Sarasota	49
Missing, Martin	48
Lady Lake, Lake	48
Southwest Ranches, Broward	47
Lake Butler, Union	47
Mayo, Lafayette	46
Cape Canaveral, Brevard	46
Missing, Highlands	45
Missing, Indian River	45
Missing, Hernando	44
Missing, Seminole	44
Alva, Lee	42
Missing, Pinellas	41
Fort Myers Beach, Lee	41
Freeport, Walton	41
Flagler Beach, Flagler	41
Eagle Lake, Polk	41
Kenneth City, Pinellas	40
Hilliard, Nassau	40
Mims, Brevard	39
Montverde, Lake	39
Missing, Escambia	39
Missing, Manatee	38
Port Saint Joe, Gulf	38
Molino, Escambia	38
Midway, Gadsden	38
Cross City, Dixie	38
Rotunda West, Charlotte	37
Bronson, Levy	36
Beverly Hills, Citrus	36
Interlachen, Putnam	36
Missing, Monroe	35
Umatilla, Lake	35
Englewood, Sarasota	34
Raiford, Union	34
Greenacres, Palm Beach	34
High Springs, Alachua	34
Miramar Beach, Walton	34
Belle Isle, Orange	33
Jay, Santa Rosa	33
East Palatka, Putnam	33
West Miami, Dade	33
Oxford, Sumter	32

Coronavirus: characteristics of 240,710 Florida resident cases

Data through Jul 9, 2020 verified as of Jul 10, 2020 at 09:25 AM

Data in this report are provisional and subject to change.

The table below includes the cities and counties of residence for cases in Florida residents based on the patient's ZIP Code.

Note that city is not always received as part of the initial notification and may be missing while the case is being investigated.

City and county	Cases
Fruitland Park, Lake	32
Indian Rocks Beach, Pinellas	32
O Brien, Suwannee	31
Missing, Unknown	31
Archer, Alachua	31
Missing, Lake	30
Bunnell, Flagler	30
Seville, Volusia	30
Zellwood, Orange	30
Hernando, Citrus	30
Chattahoochee, Gadsden	30
Lakewood Ranch, Manatee	30
Lecanto, Citrus	29
Fort White, Columbia	29
South Daytona, Volusia	29
Melbourne Beach, Brevard	28
Dundee, Polk	28
Bell, Gilchrist	28
Greenwood, Jackson	28
Keystone Heights, Clay	28
El Portal, Dade	28
Oakland, Orange	28
South Pasadena, Pinellas	28
Coconut Grove, Dade	27
Weeki Wachee, Hernando	27
Altha, Calhoun	26
Bal Harbour, Dade	26
Lake Panasoffkee, Sumter	25
Islamorada, Monroe	25
Cutler Bay, Dade	25
Sanibel, Lee	24
Wewahitchka, Gulf	24
Osprey, Sarasota	24
Christmas, Orange	24
Citra, Marion	23
Biscayne Park, Dade	23
Baker, Okaloosa	23
Gretna, Gadsden	23
Surfside, Dade	23
Dunnellon, Citrus	23
Missing, Nassau	23
Branford, Suwannee	23
Cottondale, Jackson	23
Hastings, St. Johns	22
Sanderson, Baker	22
Webster, Sumter	22
Grand Island, Lake	22
Indian Harbour Beach, Brevard	22
Florida Dept Of Corrections, Union	22
Viera, Brevard	22
Pomona Park, Putnam	21
Hallandale Beach, Broward	21
Missing, Flagler	21
Citrus Springs, Citrus	20
Felda, Hendry	20
Missing, Leon	20
Celebration, Osceola	20
Missing, Okaloosa	19
Missing, Walton	19

Coronavirus: characteristics of 240,710 Florida resident cases

Data through Jul 9, 2020 verified as of Jul 10, 2020 at 09:25 AM

Data in this report are provisional and subject to change.

The table below includes the cities and counties of residence for cases in Florida residents based on the patient's ZIP Code.

Note that city is not always received as part of the initial notification and may be missing while the case is being investigated.

City and county	Cases
Greenville, Madison	19
Lawtey, Bradford	19
Hawthorne, Alachua	19
Missing, Gadsden	19
Center Hill, Sumter	19
San Antonio, Pasco	19
Century, Escambia	18
Mcalpin, Suwannee	18
Sunny Isles Beach, Dade	18
Melrose, Putnam	18
Malabar, Brevard	18
Grand Ridge, Jackson	18
Ocklawaha, Marion	18
Vernon, Washington	18
Howey-In-The-Hills, Lake	18
Satsuma, Putnam	18
Elkton, St. Johns	17
Lauderdale By The Sea, Broward	17
Atlantis, Palm Beach	17
Canal Point, Palm Beach	17
Madeira Beach, Pinellas	17
Lake Hamilton, Polk	17
Hypoluxo, Palm Beach	17
Fern Park, Seminole	17
Juno Beach, Palm Beach	17
Silver Springs, Marion	16
Missing, Clay	16
Miami Springs, Dade	16
Unknown, Orange	16
Poinciana, Polk	15
Youngstown, Bay	15
Patrick Air Force Base, Brevard	15
Hialeah Gardens, Dade	15
Coleman, Sumter	15
Princeton, Dade	15
Lake Helen, Volusia	15
Lee, Madison	15
Temple Terrace, Hillsborough	15
The Villages, Lake	15
Missing, Levy	15
Southport, Bay	15
Bradenton Beach, Manatee	14
Bokeelia, Lee	14
Glen Saint Mary, Baker	14
Grant-Valkaria, Brevard	14
Reddick, Marion	14
North Bay Village, Dade	14
Belleair Beach, Pinellas	14
Morrison, Levy	14
Osteen, Volusia	13
Kendall, Dade	13
Babson Park, Polk	13
Ochopee, Collier	13
Big Pine Key, Monroe	13
Naranja, Dade	13
Mcdavid, Escambia	13
Yalaha, Lake	12
Missing, Gulf	12
Malone, Jackson	12

Coronavirus: characteristics of 240,710 Florida resident cases

Data through Jul 9, 2020 verified as of Jul 10, 2020 at 09:25 AM

Data in this report are provisional and subject to change.

The table below includes the cities and counties of residence for cases in Florida residents based on the patient's ZIP Code.

Note that city is not always received as part of the initial notification and may be missing while the case is being investigated.

City and county	Cases
Inlet Beach, Walton	12
White Springs, Hamilton	12
Alafaya, Orange	12
Carrollwood, Hillsborough	12
Missing, Jefferson	11
Belleair, Pinellas	11
Missing, Sumter	11
Odessa, Pasco	11
Weirsdale, Marion	11
Hosford, Liberty	11
Missing, Bay	11
Missing, Washington	11
Crystal Beach, Pinellas	10
Bryceville, Nassau	10
Village Of Palmetto Bay, Dade	10
West Park, Broward	10
Sumterville, Sumter	10
Astor, Lake	10
Missing, Gilchrist	10
Hollister, Putnam	10
Haverhill, Palm Beach	10
Lighthouse Point, Broward	10
Alford, Jackson	10
Anthony, Marion	10
Sweetwater, Dade	10
Missing, Baker	10
Singer Island, Palm Beach	10
Lady Lake, Sumter	10
Miami Shores, Dade	10
Greensboro, Gadsden	10
Eastpoint, Franklin	9
Edgewood, Orange	9
Okahumpka, Lake	9
San Mateo, Putnam	9
Waverly, Polk	9
Barefoot Bay, Brevard	9
Astatula, Lake	9
Floral City, Citrus	9
Fort Denaud, Hendry	9
Missing, Holmes	9
Ona, Hardee	9
Holmes Beach, Manatee	9
Micanopy, Alachua	9
Missing, Okeechobee	9
Nocatee, Desoto	9
Wellborn, Suwannee	9
Eglin Air Force Base, Okaloosa	9
Missing, Suwannee	9
Lake Suzy, Desoto	9
Summerland Key, Monroe	9
Longboat Key, Manatee	8
Heathrow, Seminole	8
Laurel Hill, Okaloosa	8
Placida, Charlotte	8
Callaway, Bay	8
Bay Harbor Islands, Dade	8
Saint James City, Lee	8
Waldo, Alachua	8
Apalachicola, Franklin	8

Coronavirus: characteristics of 240,710 Florida resident cases

Data through Jul 9, 2020 verified as of Jul 10, 2020 at 09:25 AM

Data in this report are provisional and subject to change.

The table below includes the cities and counties of residence for cases in Florida residents based on the patient's ZIP Code.

Note that city is not always received as part of the initial notification and may be missing while the case is being investigated.

City and county	Cases
Sopchoppy, Wakulla	8
Golden Beach, Dade	8
Winter Park, Seminole	8
Steinhatchee, Taylor	8
Missing, Liberty	8
Fountain, Bay	8
Fruit Cove, St. Johns	8
Oak Hill, Volusia	8
Bellview, Escambia	7
Matlacha, Lee	7
Reunion, Osceola	7
Missing, Calhoun	7
Bayonet Point, Pasco	7
Altoona, Lake	7
Dania Beach, Broward	7
Baldwin, Duval	7
Balm, Hillsborough	7
Santa Fe, Alachua	7
Paisley, Lake	7
Terra Ceia, Manatee	6
Goulds, Dade	6
Sun City, Hillsborough	6
Venus, Highlands	6
Tioga, Alachua	6
Treasure Island, Pinellas	6
Valparaiso, Okaloosa	6
Pensacola Beach, Santa Rosa	6
Unknown, Dade	6
Missing, Charlotte	6
Florahome, Putnam	6
Missing, Wakulla	6
Sebastian, Brevard	6
Carrabelle, Franklin	6
North Redington Beach, Pinellas	6
Kissimmee, Orange	6
Missing, Glades	6
Ponce Inlet, Volusia	6
Brooker, Bradford	5
Clarksville, Calhoun	5
Tice, Lee	5
Pinetta, Madison	5
Saint Pete Beach, Pinellas	5
Kathleen, Polk	5
Labelle, Glades	5
Stock Island, Monroe	5
Missing, Dixie	5
Kindred, Osceola	5
Mangonia Park, Palm Beach	5
Ocean Ridge, Palm Beach	5
Missing, Bradford	5
Missing, Alachua	4
Harmony, Osceola	4
Wahneta, Polk	4
Northdale, Hillsborough	4
Bascom, Jackson	4
Holt, Okaloosa	4
Missing, Lafayette	4
Indian Lake Estates, Polk	4
Poinciana, Osceola	4

Coronavirus: characteristics of 240,710 Florida resident cases

Data through Jul 9, 2020 verified as of Jul 10, 2020 at 09:25 AM

Data in this report are provisional and subject to change.

The table below includes the cities and counties of residence for cases in Florida residents based on the patient's ZIP Code.

Note that city is not always received as part of the initial notification and may be missing while the case is being investigated.

City and county	Cases
Destin, Walton	4
Walnut Hill, Escambia	4
Westville, Holmes	4
Hampton, Bradford	4
Long Boat Key, Manatee	4
Missing, Taylor	4
Penney Farms, Clay	4
Homeland, Polk	4
Lutz, Pasco	4
Tyndall Air Force Base, Bay	4
Tierra Verde, Pinellas	4
Siesta Key, Sarasota	4
La Crosse, Alachua	4
Mayport, Duval	4
Mango, Hillsborough	3
Fort Mccoy, Marion	3
Candler, Marion	3
Caryville, Washington	3
Ridge Manor, Pasco	3
Captiva, Lee	3
Belleair Bluffs, Pinellas	3
Miami, Unknown	3
Intercession City, Osceola	3
Sydney, Hillsborough	3
Ponce De Leon, Walton	3
Lamont, Jefferson	3
Azalea Park, Orange	3
Palmdale, Glades	3
Plymouth, Orange	3
Cloud Lake, Palm Beach	3
Bonifay, Washington	3
Inglis, Levy	3
Lehigh, Lee	3
Ybor City, Hillsborough	3
Wabasso, Indian River	3
Eloise, Polk	3
Centerville, Leon	3
Highland City, Polk	3
Kenansville, Osceola	3
Mayport Naval Housing, Duval	3
Dowling Park, Suwannee	3
Buena Ventura Lakes, Osceola	3
Campbellton, Jackson	3
Georgetown, Putnam	3
Gulf Stream, Palm Beach	3
Elfers, Pasco	3
City Of Sunrise, Broward	3
Westchase, Hillsborough	3
Perdido Key, Escambia	3
Perrine, Dade	3
Celebration, Orange	3
Nobleton, Hernando	3
Lorida, Highlands	3
Lake Butler, Bradford	2
Miami, Martin	2
At Large, Broward	2
Altamonte Springs, Orange	2
Goodland, Collier	2
Durant, Hillsborough	2

Coronavirus: characteristics of 240,710 Florida resident cases

Data through Jul 9, 2020 verified as of Jul 10, 2020 at 09:25 AM

Data in this report are provisional and subject to change.

The table below includes the cities and counties of residence for cases in Florida residents based on the patient's ZIP Code.

Note that city is not always received as part of the initial notification and may be missing while the case is being investigated.

City and county	Cases
Port Saint John, Brevard	2
Saint Leo, Pasco	2
Sand Lake, Orange	2
West Palm Beach, Unknown	2
Oneco, Manatee	2
Union Park, Orange	2
Fpo, Duval	2
Eaton Park, Polk	2
Braden River, Manatee	2
Miromar Lakes, Lee	2
Missing, Putnam	2
Mount Plymouth, Lake	2
Enterprise, Volusia	2
Homeless, Hillsborough	2
Key Colony Beach, Monroe	2
Gulf Breeze, Escambia	2
Hernando Beach, Hernando	2
Hiwassee, Orange	2
Lacoochee, Pasco	2
Lamont, Taylor	2
Sugarloaf, Monroe	2
Unknown, Seminole	2
Longboat Key, Sarasota	2
Homosassa Springs, Citrus	2
Earleton, Alachua	2
Eatonville, Orange	2
Aloma, Orange	2
Branford, Lafayette	2
Tallevast, Manatee	2
Saint Marks, Wakulla	2
San Carlos Park, Lee	2
Steinhatchee, Dixie	2
Pompano Beach, Unknown	2
Rubonia, Manatee	2
Alturas, Polk	2
Davenport, Osceola	2
Daytpma, Unknown	2
Dinsmore, Duval	2
Lake Harbor, Palm Beach	2
Forest City, Orange	2
Palma Sola, Manatee	2
Yankeetown, Levy	2
Anna Maria, Manatee	2
Bay Pines, Pinellas	2
Cudjoe Key, Monroe	2
Cutler Ridge, Dade	2
Lealman, Pinellas	2
Missing, Hamilton	2
East Lake, Marion	2
Panacea, Wakulla	2
Lockhart, Orange	2
Kinard, Calhoun	2
Archer, Levy	2
Hawthorne, Putnam	2
West Villages, Sarasota	2
University Park, Manatee	2
Bradley, Polk	2
Boca Grande, Lee	2
Fisher Island, Dade	2

Coronavirus: characteristics of 240,710 Florida resident cases

Data through Jul 9, 2020 verified as of Jul 10, 2020 at 09:25 AM

Data in this report are provisional and subject to change.

The table below includes the cities and counties of residence for cases in Florida residents based on the patient's ZIP Code.

Note that city is not always received as part of the initial notification and may be missing while the case is being investigated.

City and county	Cases
Graceville, Holmes	2
Inlet Beach, Bay	2
Pembroke Park, Broward	2
Pine Hills, Orange	2
Palm Shores, Brevard	2
Missing, Union	2
North Venice, Sarasota	2
Welaka, Putnam	2
Wesley Chapel, Alachua	1
Unknown, Columbia	1
Unknown, Palm Beach	1
Watersound, Walton	1
Tewksbury, Orange	1
Tampa, Pinellas	1
Tangerine, Orange	1
Sunny Hills, Washington	1
Switzerland, St. Johns	1
Tampa Palms, Hillsborough	1
Okeechobee, St. Lucie	1
Oklawaha, Marion	1
Olustee, Baker	1
Orlando, Seminole	1
Milton, Escambia	1
Parker, Bay	1
South Daytona Beach, Volusia	1
Sewalls Point, Martin	1
Shady Grove, Taylor	1
Jacksonville, Unknown	1
Hallandale Beach, Broward	1
FI, Dade	1
Fellsmeele, Brevard	1
Doctors Inlet, Clay	1
Miamf, Dade	1
Manalapan, Palm Beach	1
Buckingham, Lee	1
Arnondale, Hillsborough	1
Aollywoss, Dade	1
Bay Lake, Orange	1
Beverly Beach, Flagler	1
Estero, Collier	1
Cortez, Manatee	1
Clermont, Orange	1
Clermont, Polk	1
Unknown, Broward	1
Valkaria, Brevard	1
Venice, Hillsborough	1
Tallahassee, Unknown	1
The Villages, Marion	1
Wintergarden, Orange	1
West Bradenton, Manatee	1
River Ranch, Polk	1
Saint Lucie West, St. Lucie	1
Port Everglades, Broward	1
Seven Springs, Pasco	1
Quail Heights, Dade	1
Ramrod Key, Monroe	1
Palm Beach Shores, Palm Beach	1
Orlando, Columbia	1
Immokalee, Lee	1

Coronavirus: characteristics of 240,710 Florida resident cases

Data through Jul 9, 2020 verified as of Jul 10, 2020 at 09:25 AM

Data in this report are provisional and subject to change.

The table below includes the cities and counties of residence for cases in Florida residents based on the patient's ZIP Code.

Note that city is not always received as part of the initial notification and may be missing while the case is being investigated.

City and county	Cases
Indian Shores, Pinellas	1
Ferndale, Lake	1
Bagdad, Santa Rosa	1
Crescent City, Unknown	1
Loxahatchee Groves, Palm Beach	1
Laud-By-The-Sea, Broward	1
Jupiter, Duval	1
Lake Como, Putnam	1
Lake Monroe, Seminole	1
Ocala, Unknown	1
Redington Beach, Pinellas	1
Saint Cloud, Manatee	1
South Fort Myers, Lee	1
Town N Country, Hillsborough	1
Trilby, Pasco	1
University Of Central Fl, Orange	1
Valrico, Orange	1
Winterpark, Unknown	1
Greenacres, Unknown	1
Live Oak, Columbia	1
Long Key, Monroe	1
Daytona Beach Shores, Volusia	1
Doral, Broward	1
Duette, Manatee	1
Crystal Springs, Pasco	1
Everglades City, Collier	1
Gibsonia, Polk	1
Fort Charlotte, Charlotte	1
Bayshore Gardens, Manatee	1
Bonita Springs, Collier	1
Apopka, Unknown	1
Woodville, Leon	1
Wimauma, Manatee	1
Paxton, Walton	1
Saint Petersburg, Dade	1
Scottsmoor, Brevard	1
Smiawic, Dade	1
Orlando, Brevard	1
Loughman, Polk	1
Logwood, Seminole	1
Florida State University, Leon	1
Gastonia, Polk	1
Goldenrod, Seminole	1
Green Acres, Palm Beach	1
Lake City, Suwannee	1
Bartow, Unknown	1
Champions Gate, Polk	1
Chokoloskee, Collier	1
Perth Amboy, Hillsborough	1
Rivera Beach, Palm Beach	1
North Fort Myers, Charlotte	1
Sharpes, Brevard	1
Sorrento, Orange	1
Sanford, Orange	1
Unknown, Unknown	1
Unable To Obtain, Palm Beach	1
University Of Tampa, Hillsborough	1
Watersound, Bay	1
Cape Haze, Charlotte	1

Coronavirus: characteristics of 240,710 Florida resident cases

Data through Jul 9, 2020 verified as of Jul 10, 2020 at 09:25 AM

Data in this report are provisional and subject to change.

The table below includes the cities and counties of residence for cases in Florida residents based on the patient's ZIP Code.

Note that city is not always received as part of the initial notification and may be missing while the case is being investigated.

City and county	Cases
Alva, Escambia	1
Bayou George, Bay	1
Clearwater, Pasco	1
Clewiston, Palm Beach	1
Homosha, Orange	1
Hudson, Pinellas	1
Kiiafai, Dade	1
Unknown, Volusia	1
Saint Johns, Duval	1
Pensacola Beach, Escambia	1
Pine Castle, Orange	1
Venice, Manatee	1
Westville, Walton	1
Land O Lakes, Hillsborough	1
Miccosukee, Leon	1
Homeless, Monroe	1
Homeless, Pinellas	1
Hutchinson Island, St. Lucie	1
Ft Pierce, St. Lucie	1
Attached, Brevard	1
Alpharetta, Broward	1
Clarcona, Orange	1
New Smyrna, Volusia	1
Miami Dade, Unknown	1
Hillsboro Beach, Broward	1
Holder, Citrus	1
Indian River Shores, Indian River	1
Indian Rock Beach, Pinellas	1
Cypress Gardens, Polk	1
Cedar Key, Levy	1
Everglades National Park, Dade	1
Fanning Springs, Gilchrist	1
Fernandina, Nassau	1
University Of Miami, Dade	1
Unknown, Manatee	1
Virginia Gardens, Dade	1
Wakulla Springs, Wakulla	1
Twentynine Palms, Broward	1
South Palm Beach, Palm Beach	1
Sarasota, Unknown	1
Palma Ceia, Hillsborough	1
Okeechobee, Martin	1
Pooler, Broward	1
Salem, Taylor	1
Samoset, Manatee	1
Windermere, Unknown	1
Xifamk, Dade	1
West Delray Beach, Palm Beach	1
West Hollywood, Broward	1
Unknown Out Of Area, Palm Beach	1
Unknown, Duval	1
Seacrest, Bay	1
Point Washington, Walton	1
Pasadena, Pinellas	1
Pensacola Naval Hospital, Escambia	1
El Jobean, Charlotte	1
Franklin, Orange	1
Haines City, Orange	1
Apo, Collier	1

Coronavirus: characteristics of 240,710 Florida resident cases

Data through Jul 9, 2020 verified as of Jul 10, 2020 at 09:25 AM

Data in this report are provisional and subject to change.

The table below includes the cities and counties of residence for cases in Florida residents based on the patient's ZIP Code.

Note that city is not always received as part of the initial notification and may be missing while the case is being investigated.

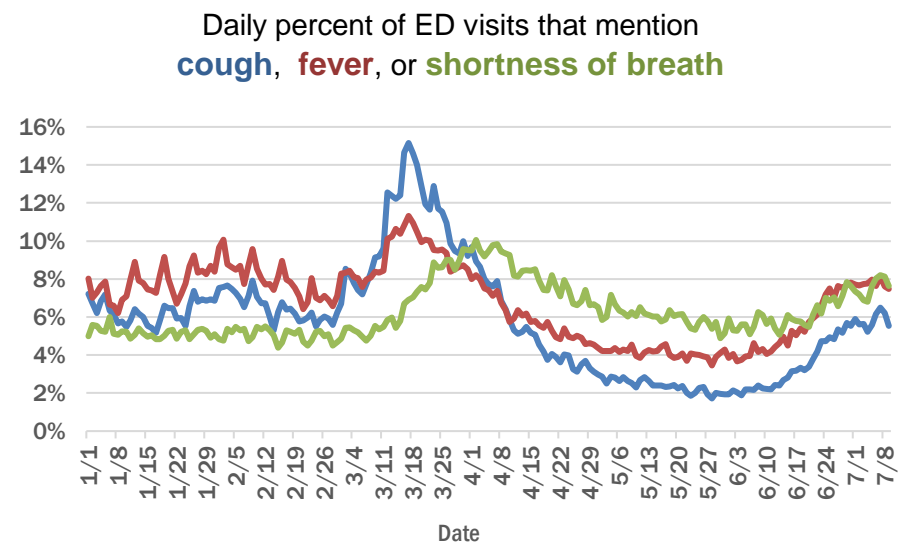
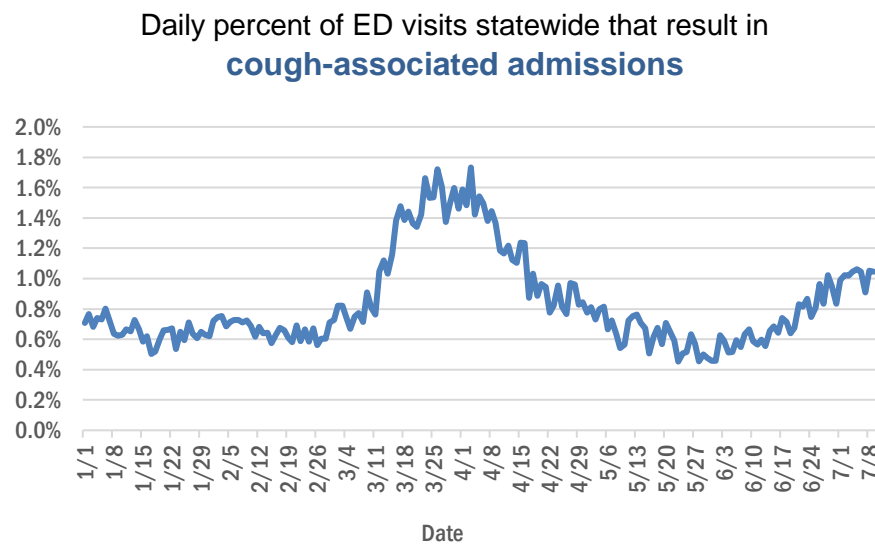
City and county	Cases
Astor, Volusia	1
Austin, Dade	1
Clearwater, Hillsborough	1
Missing, Franklin	1
Mount Dora, Orange	1
New Church, Palm Beach	1
Jena, Taylor	1
Lauderhill, Unknown	1
Leisure City, Dade	1
Litchfield Park, Unknown	1
Total	240,710

Coronavirus: additional surveillance information

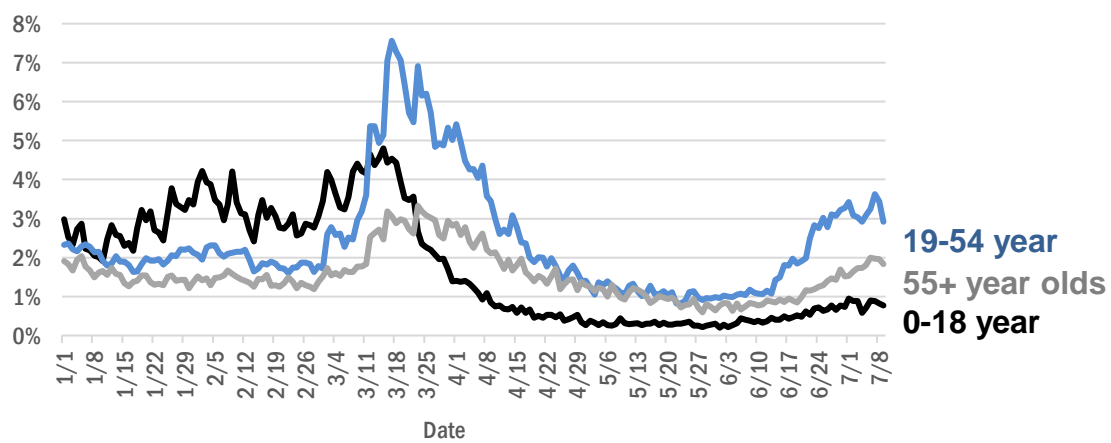
Data through Jul 9, 2020 verified as of Jul 10, 2020 at 09:25 AM

Data in this report are provisional and subject to change.

Statewide emergency department (ED) chief complaint and admission data



Daily percent of ED visits statewide that mention cough by age group



The Electronic Surveillance System for the Early Notification of Community-Based Epidemics (ESSENCE-FL) includes chief complaint data from 211 of 212 Florida EDs. Data are transmitted electronically to ESSENCE-FL daily or hourly.

Coronavirus: All persons with tests reported

Data through Jul 9, 2020 verified as of Jul 10, 2020 at 09:25 AM

Data in this report are provisional and subject to change.

The table below includes persons with laboratory results that the Department of Health has received electronically or by mail/fax for Florida residents and non-Florida residents.

County	Awaiting testing	Inconclusive	Negative	Positive	Percent positive	Total tested
Dade	178	611	338,631	58,341	15%	397,583
Broward	55	157	225,868	26,705	11%	252,730
Palm Beach	183	276	153,491	19,233	11%	173,000
Hillsborough	150	138	139,609	17,662	11%	157,409
Orange	195	196	150,789	16,148	10%	167,133
Duval	93	188	119,775	11,772	9%	131,735
Pinellas	49	57	105,131	10,293	9%	115,481
Lee	18	22	60,336	8,574	12%	68,932
Polk	25	57	52,452	6,611	11%	59,120
Collier	133	32	34,776	5,777	14%	40,585
Manatee	5	30	45,960	4,432	9%	50,422
Seminole	27	35	41,286	3,967	9%	45,288
Osceola	61	65	29,549	3,658	11%	33,272
Pasco	42	19	40,520	3,559	8%	44,098
Escambia	10	13	37,276	3,485	9%	40,774
Volusia	17	38	44,401	3,454	7%	47,893
Brevard	5	16	54,264	3,104	5%	57,384
St. Lucie	143	15	24,511	2,661	10%	27,187
Martin	41	24	16,752	2,634	14%	19,410
Sarasota	12	8	40,780	2,548	6%	43,336
Lake	48	23	38,711	2,298	6%	41,032
Leon	10	80	35,351	2,161	6%	37,592
Alachua		11	47,029	1,978	4%	49,018
St. Johns	34	28	24,211	1,730	7%	25,969
Clay	6	12	19,494	1,328	6%	20,834
Marion	191	6	27,275	1,307	5%	28,588
Hendry	1	8	4,796	1,146	19%	5,950
Indian River	31	8	16,431	1,112	6%	17,551
Santa Rosa	1	4	14,230	1,085	7%	15,319
Okaloosa	22	17	15,883	1,083	6%	16,983
Charlotte	9	8	13,580	1,048	7%	14,636
Bay	1	23	9,399	1,027	10%	10,449
Desoto	7	6	4,860	809	14%	5,675
Hernando	2	2	11,691	766	6%	12,459
Suwannee		2	4,214	710	14%	4,926
Putnam	2	2	7,441	653	8%	8,096
Hardee	1	1	2,562	595	19%	3,158
Sumter	24	8	10,338	589	5%	10,935
Jackson	1	11	5,503	556	9%	6,070
Gadsden	1	12	6,188	528	8%	6,728
Okeechobee	1	2	3,904	501	11%	4,407
Citrus	5	4	11,435	500	4%	11,939
Highlands	6	18	10,041	488	5%	10,547
Walton		4	4,078	484	11%	4,566
Monroe	36	1	6,837	470	6%	7,308
Flagler	5	5	9,215	456	5%	9,676
Nassau	8	7	8,616	438	5%	9,061
Columbia	3	5	6,636	433	6%	7,074

Coronavirus: All persons with tests reported

Data through Jul 9, 2020 verified as of Jul 10, 2020 at 09:25 AM

Data in this report are provisional and subject to change.

The table below includes persons with laboratory results that the Department of Health has received electronically or by mail/fax for Florida residents and non-Florida residents.

County	Awaiting testing	Inconclusive	Negative	Positive	Percent positive	Total tested
Hamilton	1	2	2,715	412	13%	3,129
Madison	1	4	2,192	302	12%	2,498
Unknown		14	3,006	271	8%	3,291
Liberty		2	2,261	262	10%	2,525
Levy		3	3,592	241	6%	3,836
Holmes		5	2,505	223	8%	2,733
Glades		1	555	196	26%	752
Washington	3	1	1,960	147	7%	2,108
Baker	6		2,429	135	5%	2,564
Calhoun		3	1,031	133	11%	1,167
Gilchrist		3	2,479	133	5%	2,615
Taylor		3	1,583	123	7%	1,709
Bradford	1	2	2,921	119	4%	3,042
Wakulla		3	2,618	116	4%	2,737
Union			2,501	105	4%	2,606
Dixie			1,508	103	6%	1,611
Gulf		2	2,087	79	4%	2,168
Jefferson		1	1,371	77	5%	1,449
Lafayette		1	620	52	8%	673
Franklin	1		1,436	25	2%	1,461
Total	1,911	2,365	2,177,476	244,151	10%	2,423,992

Coronavirus: testing by laboratory

Data through Jul 9, 2020 verified as of Jul 10, 2020 at 09:25 AM

Data in this report are provisional and subject to change.

The numbers in the table below represent the number for whom test results were received by the Department of Health. A person can be tested by more than one laboratory and can have both positive and negative results. **Therefore, the sum of the numbers in each column will be larger than the total number of people tested.**

Reporting lab	Inconclusive	Negative	Positive	Percent positive	Total
QUEST DIAGNOSTICS - TAMPA	1,273	445,181	52,342	10%	498,796
LABORATORY CORPORATION OF AMERICA	363	352,007	44,391	11%	396,761
BIO REFERENCE LABORATORIES, INC	1,304	290,586	41,606	12%	333,496
GENETWORX	654	193,889	11,052	5%	205,595
REALTOX LABS LLC	630	100,028	9,016	8%	109,674
NORTHWEST LABORATORY	57	98,618	2,081	2%	100,756
ADVENT HEALTH LAB	89	88,772	9,852	10%	98,713
MAYO CLINIC LABORATORIES	69	42,890	3,252	7%	46,211
BIOCOLLECTIONS WORLDWIDE, INC	46	37,565	5,396	13%	43,007
BAYCARE LABORATORIES LLC	124	38,475	3,514	8%	42,113
MEDICAL DIAGNOSTIC LABORATORIES	237	37,269	3,950	10%	41,456
QUEST DIAGNOSTICS NICHOLS INSTITUTE, INC.	112	36,956	3,752	9%	40,820
MEMORIAL REGIONAL HOSPITAL SOUTH	15	33,679	6,361	16%	40,055
ORLANDO REG MED CENTER CLINICAL LAB	268	31,432	3,229	9%	34,929
SACRED HEART HOSPITAL LABORATORY	2	32,075	2,658	8%	34,735
TAMPA GENERAL HOSPITAL	4	29,314	1,930	6%	31,248
TESTING MATTERS INC		26,494	3,424	11%	29,918
UF PATHLABS	33	28,893	718	2%	29,644
BPHL-JACKSONVILLE	7	24,448	4,095	14%	28,550
DIATHERIX LABORATORIES		25,407	2,481	9%	27,888
JACKSON MEMORIAL HOSPITAL CLINICAL LAB	67	21,517	4,023	16%	25,607
ARUP LABORATORIES		23,243	1,268	5%	24,511
VIRACOR-EUROFINS LABORATORIES		17,999	5,429	23%	23,428
KORVALABS, INC	76	20,745	513	2%	21,334
BPHL-MIAMI	163	17,443	3,110	15%	20,716
BPHL-TAMPA (SPECTRUM BLVD)	43	15,419	2,087	12%	17,549
SHANDS AT THE UNIVERSITY OF FLORIDA	3	16,669	564	3%	17,236
AIT LABORATORIES		13,009	1,238	9%	14,247
CAPE CORAL HOSPITAL CLINICAL LABORATORY		11,667	1,961	14%	13,628
ST VINCENT'S MEDICAL CENTER - RIVERSIDE	1	12,425	1,135	8%	13,561
LAKELAND REGIONAL MEDICAL CENTER	25	12,179	1,121	8%	13,325
WALGREENS	7	11,114	1,569	12%	12,690
BROWARD GENERAL MEDICAL CENTER-CLINICAL LAB	2	10,683	1,131	10%	11,816
BAPTIST HOSPITAL OF MIAMI CLINICAL LABORATORY	4	8,938	1,402	14%	10,344
STATLAB_MOBILE		9,167	628	6%	9,795
SHANDS JACKSONVILLE MEDICAL CENTER INC	24	8,736	496	5%	9,256
CLEVELAND CLINIC HOSPITAL LAB	3	8,501	670	7%	9,174
NAPLES COMMUNITY HOSPITAL	10	8,061	757	9%	8,828
FLORIDA HOSPITAL - TAMPA	5	8,220	554	6%	8,779
ADVENTHEALTH DAYTONA BEACH	12	8,216	438	5%	8,666
BAPTIST MEDICAL CENTER JACKSONVILLE	1	7,970	422	5%	8,393
ST JOSEPHS HOSPITAL LABORATORY	6	6,930	714	9%	7,650
LABCORP BURLINGTON (ELR)	2	7,413	204	3%	7,619
INTEGRATED REGIONAL LABORATORIES LLP		6,358	874	12%	7,232
PALMETTO GENERAL HOSPITAL LAB	2	5,625	1,429	20%	7,056
REAL DIAGNOSTICS	77	6,449	465	7%	6,991
MORTON PLANT HOSPITAL-ADLER INSTITUTE	6	6,191	434	7%	6,631

Coronavirus: testing by laboratory

Data through Jul 9, 2020 verified as of Jul 10, 2020 at 09:25 AM

Data in this report are provisional and subject to change.

The numbers in the table below represent the number for whom test results were received by the Department of Health. A person can be tested by more than one laboratory and can have both positive and negative results. **Therefore, the sum of the numbers in each column will be larger than the total number of people tested.**

Reporting lab	Inconclusive	Negative	Positive	Percent positive	Total
MOUNT SINAI MEDICAL CENTER	2	6,056	512	8%	6,570
JFK MEDICAL CENTER LAB		5,320	938	15%	6,258
SARASOTA MEMORIAL HOSPITAL MAIN LAB	12	5,717	427	7%	6,156
SOUTH MIAMI HOSPITAL LAB	8	5,413	726	12%	6,147
SAINT MARY'S MEDICAL CENTER	3	5,013	684	12%	5,700
MEMORIAL REGIONAL HOSPITAL CLINICAL LABORATORY	5	5,312	381	7%	5,698
TALLAHASSEE MEMORIAL HOSPITAL	1	5,401	286	5%	5,688
NORTH FLORIDA REGIONAL MEDICAL CENTER		5,016	321	6%	5,337
WELLINGTON REGIONAL MED CTR LAB	2	4,571	637	12%	5,210
BRANDON REGIONAL HOSPITAL		4,408	690	14%	5,098
FLORIDA HOSPITAL WATERMAN LABORATORY	9	4,773	269	5%	5,051
INDIAN RIVER MEDICAL CENTER LAB		4,826	179	4%	5,005
LARKIN COMMUNITY HOSPITAL	10	4,083	726	15%	4,819
NICKLAUS CHILDREN'S HOSPITAL	9	3,998	540	12%	4,547
BAPTIST HOSPITAL OF MIAMI MOLECULAR DIAGNOSTICS	39	3,964	468	10%	4,471
HOMESTEAD HOSPITAL CLINICAL LABORATORY		3,536	780	18%	4,316
ST ANTHONY'S HOSPITAL LAB	9	3,807	482	11%	4,298
DELRAY MEDICAL CENTER	2	3,776	469	11%	4,247
JUPITER MEDICAL CENTER LAB	7	3,710	521	12%	4,238
AEGIS SCIENCES CORPORATION	26	4,039	147	3%	4,212
ECCO LAB GROUP CO	114	3,329	737	18%	4,180
ARNOLD PALMER MEDICAL CENTER CLINICAL LAB		3,953	63	2%	4,016
WEST KENDALL BAPTIST HOSPITAL LABORATORY	2	3,269	606	16%	3,877
MEMORIAL HOSPITAL JACKSONVILLE	8	3,181	643	17%	3,832
WINTER HAVEN HOSPITAL CLINICAL LABORATORY	1	3,213	517	14%	3,731
CURATIVE_LABS	92	3,507	118	3%	3,717
ST JOSEPHS HOSPITAL SOUTH LABORATORY	2	3,191	425	12%	3,618
MEASE COUNTRYSIDE LAB		3,203	287	8%	3,490
NEW YORK STATE ELR - SUNRISE MEDICAL LABORATORIES		3,288	77	2%	3,365
OSCEOLA REGIONAL MEDICAL CENTER	1	2,935	424	13%	3,360
QUEST DIAGNOSTICS NICHOLS INSTITUTE - SJC (ELR)	4	2,947	384	12%	3,335
GOOD SAMARITAN MEDICAL CENTER LAB	1	2,821	480	15%	3,302
ELABNETWORK		2,911	340	10%	3,251
ORANGE PARK MEDICAL CENTER	4	2,641	584	18%	3,229
GULF COAST MEDICAL CENTER MICROLAB		2,390	753	24%	3,143
BAPTIST MEDICAL CENTER SOUTH		2,883	185	6%	3,068
MEMORIAL HOSPITAL WEST LABORATORY SERVICES	7	2,786	266	9%	3,059
LAWNWOOD REGIONAL MEDICAL CENTER		2,672	322	11%	2,994
FLORIDA HOSPITAL HEARTLAND MED CTR CLINICAL LAB	1	2,692	149	5%	2,842
MANATEE MEMORIAL HOSPITAL		2,579	261	9%	2,840
CLEVELAND CLINIC MARTIN SOUTH HOSPITAL		2,609	207	7%	2,816
Lee Memorial Hospital		2,311	471	17%	2,782
MOFFITT CANCER CENTER	5	2,754	19	1%	2,778
WESTSIDE REGIONAL MED CTR	1	2,380	394	14%	2,775

Coronavirus: testing by laboratory

Data through Jul 9, 2020 verified as of Jul 10, 2020 at 09:25 AM

Data in this report are provisional and subject to change.

The numbers in the table below represent the number for whom test results were received by the Department of Health. A person can be tested by more than one laboratory and can have both positive and negative results. **Therefore, the sum of the numbers in each column will be larger than the total number of people tested.**

Reporting lab	Inconclusive	Negative	Positive	Percent positive	Total
HEALTH PARK MEDICAL CENTER CLINICAL LAB		2,228	535	19%	2,763
WEST BOCA MEDICAL CENTER LAB		2,503	253	9%	2,756
BROWARD HEALTH NORTH CLINICAL LABORATORY		2,434	316	11%	2,750
AVENTURA HOSPITAL LAB		2,061	663	24%	2,724
HALIFAX MEDICAL CENTER LAB	3	2,380	324	12%	2,707
NCH NORTH NAPLES HOSPITAL LAB		2,422	283	10%	2,705
CORAL SPRINGS MED CTR		2,434	210	8%	2,644
PALM BEACH GARDENS MEDICAL CTR LAB		2,390	237	9%	2,627
NORTH SHORE MEDICAL CENTER		2,042	580	22%	2,622
DOCTORS HOSPITAL	2	2,147	465	18%	2,614
FLORIDA HOSPITAL WESLEY CHAPEL	1	2,406	201	8%	2,608
MERCY HOSPITAL A CAMPUS OF PLANTATION GEN HOSP LAB		2,076	527	20%	2,603
MARTIN HOSPITAL SOUTH LAB		2,504	90	3%	2,594
LARGO MEDICAL CENTER		2,255	305	12%	2,560
CORAL GABLES HOSPITAL CLINICAL LABORATORY		2,040	493	19%	2,533
OAK HILL HOSPITAL		2,340	159	6%	2,499
WEST FLORIDA HOSPITAL LAB		2,041	432	17%	2,473
PALMS WEST HOSPITAL LAB		1,993	470	19%	2,463
BAPTIST HOSPITAL LABORATORY	4	2,185	272	11%	2,461
BETHESDA HOSPITAL EAST		2,156	234	10%	2,390
FLORIDA HOSPITAL ZEPHYRHILLS		2,216	130	6%	2,346
NORTHWEST MEDICAL CENTER		1,869	406	18%	2,275
BLAKE MEDICAL CENTER		1,868	322	15%	2,190
FLORIDA HOSPITAL FLAGLER	2	2,084	101	5%	2,187
FLORIDA MEDICAL CENTER - A CAMPUS OF NORTH SHORE	2	1,772	319	15%	2,093
NEMOURS CHILDRENS HOSPITAL		1,997	38	2%	2,035
MARTIN MEMORIAL HEALTH SYSTEM LABORATORY		1,880	154	8%	2,034
REGIONAL MEDICAL CENTER BAYONET POINT	1	1,917	112	6%	2,030
Capital Regional Medical Ctr		1,678	267	14%	1,945
MORTON PLANT-MEASE		1,807	122	6%	1,929
MEDICAL CENTER OF TRINITY CLINICAL LABORATORY		1,670	253	13%	1,923
IMPERIAL POINT MEDICAL CENTER		1,756	156	8%	1,912
ST JOSEPHS NORTH HOSPITAL LAB		1,706	196	10%	1,902
NORTHSIDE HOSPITAL AND HEART INSTITUTE		1,638	264	14%	1,902
CARDIOTROPIC LABS		1,489	386	21%	1,875
FLORIDA HOSPITAL OF CARROLLWOOD		1,615	226	12%	1,841
PLANTATION GENERAL HOSPITAL		1,375	384	22%	1,759
DR. P. PHILLIPS HOSPITAL		1,711	23	1%	1,734
OCALA REGIONAL MEDICAL CENTER		1,599	106	6%	1,705
BAPTIST MEDICAL CENTER - BEACHES		1,603	80	5%	1,683
LAKE CITY MEDICAL CENTER		1,364	303	18%	1,667
WESTCHESTER HOSPITAL	11	1,398	246	15%	1,655
FLORIDA HOSPITAL DELAND		1,411	230	14%	1,641
LAKWOOD RANCH MEDICAL CENTER		1,506	124	8%	1,630
SOUTH FLORIDA BAPTIST HOSPITAL MICRO	1	1,363	208	13%	1,572

Coronavirus: testing by laboratory

Data through Jul 9, 2020 verified as of Jul 10, 2020 at 09:25 AM

Data in this report are provisional and subject to change.

The numbers in the table below represent the number for whom test results were received by the Department of Health. A person can be tested by more than one laboratory and can have both positive and negative results. **Therefore, the sum of the numbers in each column will be larger than the total number of people tested.**

Reporting lab	Inconclusive	Negative	Positive	Percent positive	Total
CENTRAL FLORIDA REGIONAL HOSPITAL		1,379	189	12%	1,568
SOUTH LAKE HOSPITAL CLINICAL LAB		1,536	25	2%	1,561
ST LUCIE MEDICAL CENTER		1,316	219	14%	1,535
OPTEO LABORATORY		1,500	24	2%	1,524
APPLIED INGENUITY DIAGNOSTICS LLC		1,426	44	3%	1,470
QUEST DIAGNOSTICS - WEST HILLS		1,412	47	3%	1,459
MEMORIAL HOSPITAL- MIRAMAR	5	1,330	94	7%	1,429
GULF COAST MEDICAL CENTER LAB		1,274	155	11%	1,429
FLORIDA HOSPITAL NORTH PINELLAS	5	1,279	74	5%	1,358
LEE HEALTH COCONUT POINT CLINICAL LAB	1	1,125	227	17%	1,353
LEESBURG REGIONAL MEDICAL CENTER		1,228	117	9%	1,345
MEMORIAL HOSPITAL MICRO		1,209	126	9%	1,335
BAPTIST MEDICAL CENTER - NASSAU		1,282	49	4%	1,331
ST VINCENT'S MEDICAL CENTER - SOUTHSIDE		1,303	25	2%	1,328
PHYSICIANS REGIONAL MEDICAL CENTER - PINE RIDGE RD		1,072	224	17%	1,296
HIALEAH HOSPITAL	3	928	335	26%	1,266
UNIVERSITY HOSPITAL AND MEDICAL CENTER		997	260	21%	1,257
WEST PALM HOSPITAL LAB		1,078	159	13%	1,237
UNIVERSITY OF MIAMI HOSPITAL	5	816	414	34%	1,235
MEMORIAL HOSPITAL PEMBROKE	2	1,114	115	9%	1,231
POINCIANA MEDICAL CENTER		942	273	22%	1,215
CLINICORE LABS		1,112	88	7%	1,200
CITRUS MEMORIAL HOSPITAL LABORATORY		1,159	24	2%	1,183
ST PETERSBURG GENERAL HOSPITAL		848	331	28%	1,179
MEASE DUNEDIN HOSPITAL		1,078	94	8%	1,172
WEST MARION COMMUNITY HOSPITAL LAB		1,096	69	6%	1,165
QUEST DIAGNOSTICS	2	952	208	18%	1,162
SOUTH SEMINOLE HOSPITAL LABORATORY		1,118	24	2%	1,142
VISTA CLINICAL		741	400	35%	1,141
FORT WALTON BEACH MEDICAL CENTER		1,009	115	10%	1,124
DOCTORS HOSPITAL OF SARASOTA CLINICAL LABORATORY		1,023	97	9%	1,120
OVIEDO MEDICAL CENTER		954	163	15%	1,117
QUEST DIAGNOSTICS LENEXA	1	1,064	48	4%	1,113
BAYFRONT MEDICAL CENTER		814	244	23%	1,058
MILLENNIUM PHYSICIAN GROUP		821	177	18%	998
MEDCOMP SCIENCES LLC	17	735	228	23%	980
LMHS		901	75	8%	976
PALMS OF PASADENA HOSPITAL		849	118	12%	967
LOWER KEYS MEDICAL CENTER		902	46	5%	948
ORLANDO VA MEDICAL CENTER		852	71	8%	923
BAPTIST NORTH EMERGENCY CENTER		679	241	26%	920
QUEST DIAGNOSTICS - MIRAMAR	6	282	617	68%	905
FLORIDA HOSPITAL FISH MEMORIAL		783	119	13%	902
SOUTH BAY HOSPITAL MICRO		779	117	13%	896
VIKOR SCIENTIFIC	2	601	259	30%	862
QUEST NEW ENGLAND	1	819	35	4%	855
RAULERSON HOSPITAL		729	108	13%	837

Coronavirus: testing by laboratory

Data through Jul 9, 2020 verified as of Jul 10, 2020 at 09:25 AM

Data in this report are provisional and subject to change.

The numbers in the table below represent the number for whom test results were received by the Department of Health. A person can be tested by more than one laboratory and can have both positive and negative results. **Therefore, the sum of the numbers in each column will be larger than the total number of people tested.**

Reporting lab	Inconclusive	Negative	Positive	Percent positive	Total
PHYSICIANS REGIONAL MEDICAL CENTER - COLLIER BLVD	1	681	129	16%	811
BARTOW REGIONAL MEDICAL CENTER		702	107	13%	809
THE VILLAGES REGIONAL HOSPITAL		752	53	7%	805
ST VINCENTS CLAY COUNTY		774	22	3%	796
FLORIDA HOSPITAL ORLANDO		745	25	3%	770
PUTNAM COMMUNITY MEDICAL CENTER		706	59	8%	765
QUEST DIAGNOSTICS - ATLANTA		636	108	15%	744
ADVENTHEALTH OCALA LABORATORY		684	59	8%	743
BMCT Molecular Diagnostics Subsection		602	139	19%	741
TWIN CITIES HOSPITAL		699	40	5%	739
BETHESDA HOSPITAL WEST		644	38	6%	682
LAKESIDE MEDICAL CENTER		424	240	36%	664
SYNERGY LABORATORIES	1	624	34	5%	659
QUEST DIAGNOSTICS INFECTIOUS DISEASE INC		270	379	58%	649
HIGHLANDS REGIONAL MEDICAL CENTER		596	48	7%	644
CLEVELAND CLINIC TRADITION HOSPITAL		558	74	12%	632
AVENTUS BIOLABS	1	378	231	38%	610
VISTA CLINICAL DIAGNOSTICS		356	252	41%	608
ENGLEWOOD COMMUNITY HOSPITAL		569	35	6%	604
CAPSTONE HEALTHCARE		403	194	32%	597
CLEVELAND CLINIC MARTIN NORTH HOSPITAL		499	86	15%	585
GULF BREEZE HOSPITAL LAB	1	502	59	10%	562
ORLANDO HEALTH		10	511	98%	521
EGLIN AIRFORCE BASE LAB		477	38	7%	515
AMERICAN HEALTH ASSOCIATES	4	245	262	51%	511
MAKO MEDICAL LABORATORIES	8	204	283	57%	495
SACRED HEART-EMERALD COAST		417	73	15%	490
ACCESS MEDICAL LABORATORIES		170	286	63%	456
MARTIN MEMORIAL HEALTH SYSTEMS LABORATORY		407	33	8%	440
ACCESSDX	2	206	223	52%	431
MARINERS HOSPITAL		377	49	12%	426
LAB24 INC			421	100%	421
BAPTIST HEALTH EMERGENCY CENTER COUNTRY WALK		381	39	9%	420
VAMC ORLANDO		296	123	29%	419
BAPTIST EMERGENCY CENTER OAKLEAF		360	58	14%	418
PATIENTS CHOICE LABORATORIES		175	240	58%	415
LEE MEMORIAL HOSPITAL LAB			397	100%	397
QUEST DIAGNOSTICS WOOD DALE		357	34	9%	391
QUEST	1	70	306	81%	377
BAPTIST EMERGENCY CENTER CLAY		344	25	7%	369
QUEST DIAGNOSTICS NICHOLS INSTITUTE	5	349	15	4%	369
QUEST DIAGNOSTICS - IRVING	6	187	148	43%	341
JACKSON HOSPITAL LAB		310	26	8%	336
AVERO DIAGNOSTICS - IRVING		291	28	9%	319
PANCARE OF FLORIDA, INC			313	100%	313
DAVITA LABS		283	26	8%	309
SOUTHEAST ALABAMA MEDICAL CENT		288	17	6%	305

Coronavirus: testing by laboratory

Data through Jul 9, 2020 verified as of Jul 10, 2020 at 09:25 AM

Data in this report are provisional and subject to change.

The numbers in the table below represent the number for whom test results were received by the Department of Health. A person can be tested by more than one laboratory and can have both positive and negative results. **Therefore, the sum of the numbers in each column will be larger than the total number of people tested.**

Reporting lab	Inconclusive	Negative	Positive	Percent positive	Total
NCH HEALTHCARE SYSTEM MICROBIOLOGY LAB		1	303	100%	304
APPLIED INGENUITY DIAGNOSTICS		272	26	9%	298
LABCORP RTP	1	39	255	86%	295
NCH NORTHEAST		204	90	31%	294
CLARITY LABS		246	48	16%	294
BARDMOOR LABORATORY		260	34	12%	294
MEMORIAL PEMBROKE 24/7 CARE CENTER		220	68	24%	288
BIO COLLECTIONS INC	1	151	135	47%	287
HEALTHQUEST ESOTERICS		63	221	78%	284
TAMPA COMMUNITY HOSPITAL		185	90	33%	275
PATIENTS FIRST - MAHAN DRIVE		161	113	41%	274
DYNIX DIAGNOSTICS		184	75	29%	259
ECCOLAB GROUP	1	72	175	71%	248
NEW YORK STATE ELR - LENCO MEDICAL LABORATORY		224	12	5%	236
JACKSON HOSPITAL CLINICAL LABORATORY		200	30	13%	230
MAKO GENOMICS		217	8	4%	225
PHYSICIANS STAT LAB		132	93	41%	225
PWN HEALTH		86	137	61%	223
ADVANCE MEDICAL OF NAPLES			218	100%	218
BIOREFERENCE LABORATORIES		20	194	91%	214
NEW YORK STATE ELR - NORTH SHORE LONG ISLAND JEWISH HEALTH		196	16	8%	212
GENESIS REFERENCE LABORATORIES		1	210	100%	211
UAB HIGHLANDS LABORATORY		210			210
LUMINUS DIAGNOSTICS		139	62	31%	201
MEDSCAN LABORATORY INC		136	61	31%	197
PATHNOSTICS		21	176	89%	197
CORE DIAGNOSTIC LABORATORIES LLC		173	23	12%	196
NCF DIAGNOSTICS & DNA TECHNOLOGIES	9	14	171	88%	194
NEW YORK STATE ELR - DEPARTMENT OF CLINICAL LABS		186	4	2%	190
MILLENNIUM PATHOLOGY			188	100%	188
FLO-MEDILAB SERVICES		80	106	57%	186
THERADOC		149	30	17%	179
MARTIN MEMORIAL LABORATORY AT ST LUCIE WEST		152	25	14%	177
INFORM DIAGNOSTICS		174	2	1%	176
LABCORP		18	154	90%	172
BOSTON HEART DIAGNOSTICS CORP		160	9	5%	169
NIGHT LITE PEDIATRICS		92	67	42%	159
ST CLOUD REGIONAL MEDICAL CENTER		126	32	20%	158
LAB CORP		53	104	66%	157
NONE		96	61	39%	157
HENDRY REGIONAL MEDICAL CENTER		2	154	99%	156
ORLANDO VAMC		79	68	46%	147
GENESIS MEDICAL LABORATORY MIAMI FL.		78	68	47%	146
TENNESSEE DOH - NASHVILLE	1	126	13	9%	140
PATIENT'S FIRST		3	133	98%	136
BAPTIST MD ANDERSON CANCER CENTER		135			135
PATHGROUP LABS LLC		86	46	35%	132

Coronavirus: testing by laboratory

Data through Jul 9, 2020 verified as of Jul 10, 2020 at 09:25 AM

Data in this report are provisional and subject to change.

The numbers in the table below represent the number for whom test results were received by the Department of Health. A person can be tested by more than one laboratory and can have both positive and negative results. **Therefore, the sum of the numbers in each column will be larger than the total number of people tested.**

Reporting lab	Inconclusive	Negative	Positive	Percent positive	Total
SANFORD REFERENCE LAB		131			131
MEMPHIS PATHOLOGY LABORATORY	1	124	5	4%	130
NEW YORK STATE ELR - NYU HOSPITALS CENTER CLINICAL LABORATORIES		124	4	3%	128
ASCEND CLINICAL		123	3	2%	126
BMHSI-AEL MICROBIOLOGY LABORATORY	2	102	19	15%	123
NCH HEALTHCARE BONITA		90	30	25%	120
ORLANDO VETERANS AFFAIRS MEDICAL CENTER		32	87	73%	119
MILLENNIUM PATHOLOGY/MICROBIOLOGY LABORATORY			118	100%	118
LABCORP TAMPA	1	16	100	85%	117
EXPRESS GENE MOLECULAR DIAGNOSTIC LABORATORY		2	114	98%	116
QUALITOX LABORATORIES		96	19	17%	115
ALLIED HEALTH FORT PIERCE		112			112
NEO GENOMICS - FORT MYERS		109	2	2%	111
UAB UNIVERSITY OF ALABAMA HOSPITAL LAB		107	3	3%	110
NEW YORK STATE ELR - NEW YORK PRESBYTERIAN HOSPITAL CUMC CLINICAL		98	11	10%	109
INTEGRATED REGIONAL LABORATORIES		99	10	9%	109
JAY HOSPITAL CLINICAL LABORATORY		96	13	12%	109
LEHIGH REGIONAL MEDICAL CENTER LAB		95	12	11%	107
ASAP LAB LLC		90	17	16%	107
FLAGLER HOSPITAL	3	15	87	83%	105
VAMC WEST PALM LAB			104	100%	104
SUNPATH MEDICAL DIAGNOSTICS LABORATORY		77	26	25%	103
AVECINA MEDICAL OAKLEAF		7	96	93%	103
LABTECH DIAGNOSTIC		83	19	19%	102
FLORIDA HOSPITAL WAUCHULA		48	53	52%	101
UNKNOWN		7	93	93%	100
SUNRISE MEDICAL LABORATORIES		71	28	28%	99
HOLY CROSS HOSPITAL LABORATORY			98	100%	98
STEWART REFERENCE LABORATORY			97	100%	97
SMA SPECIALITY MEDICAL LAB		44	53	55%	97
DIAGNOSTIC SOLUTIONS		3	90	97%	93
PALM BEACH COUNTY HEALTH DEPT LAB		91	1	1%	92
BUREAU OF CLINICAL LABORATORIES		76	16	17%	92
IRL MARKET LAB		60	31	34%	91
BAY PINES VAMC CLINICAL LABORATORY		1	89	99%	90
NORTH FLORIDA PEDIATRICS-TALLAHASSEE		81	8	9%	89
ROSEN MEDICAL CENTER		83	5	6%	88
JAMES A. HALEY VETERANS MICRO LAB			87	100%	87
GENETWORKX		15	69	82%	84
NEW YORK STATE ELR - NEW YORK HOSPITAL LABORATORIES		77	5	6%	82
SPARROW HEALTHCARE		1	78	99%	79
MICROGEN DX		1	77	99%	78
CURATIVE LABS		2	76	97%	78
BIOCERNA LLC	2	58	18	23%	78
USAFSAM/PHE		23	54	70%	77
HOLMES REGIONAL MEDICAL CENTER		3	72	96%	75
NEW YORK STATE ELR - MOUNT SINAI LABORATORY		68	7	9%	75

Coronavirus: testing by laboratory

Data through Jul 9, 2020 verified as of Jul 10, 2020 at 09:25 AM

Data in this report are provisional and subject to change.

The numbers in the table below represent the number for whom test results were received by the Department of Health. A person can be tested by more than one laboratory and can have both positive and negative results. **Therefore, the sum of the numbers in each column will be larger than the total number of people tested.**

Reporting lab	Inconclusive	Negative	Positive	Percent positive	Total
MAYO CLINIC LABS - ROCHESTER MAIN CAMPUS		71	1	1%	72
UHEALTH CORAL GABLES/LENNAR MED CTR		65	6	8%	71
VETERANS AFFAIRS MEDICAL CENTER LAB			71	100%	71
Highlands Regional Hospital		63	6	9%	69
ADVENT HEALTH DAYTONA		1	68	99%	69
CENTRAL FLORIDA HEALTH CARE		46	21	31%	67
MILLENNIUM LAB SERVICES			65	100%	65
CENTRA CARE			63	100%	63
DAVITA LABORATORY SERVICES		48	14	23%	62
ST JUDE CHILDREN'S RESEARCH HOSPITAL		56	6	10%	62
FLORIDA HOSPITAL HEARTLAND MED CTR LAKE PLACID		47	13	22%	60
GESSLER CLINIC			59	100%	59
FLORIDA COMMUNITY HEALTH CENTERS INC			59	100%	59
MARTIN MEMORIAL MEDICAL CENTER LAB		10	47	82%	57
HOLY CROSS HOSPITAL		1	56	98%	57
NEW YORK STATE ELR - ENZO CLINICAL LABS INC		55	1	2%	56
MEDICAL DIAGNOSTICS LABORATORIES,INC		15	41	73%	56
UR MEDICINE LABS- CENTRAL LABORATORY		56			56
P4 CLINICAL, LLC			55	100%	55
Assurance Scientific Laboratories		38	16	30%	54
VAMC LAKE CITY		51	1	2%	52
GENE BY GENE			52	100%	52
SARASOTA CO. HEALTH DEPT # 58		40	11	22%	51
BROWARD HEALTH MEDICAL CENTER		1	50	98%	51
AVERO DIAGNOSTICS		41	9	18%	50
AVECINA MEDICAL SOUTHSIDE		26	24	48%	50
P4 DIAGNOSTIX LABORATORY NETWORK		1	48	98%	49
VAMC BAY PINES		1	48	98%	49
H LEE MOFFITT CANCER CENTER MICRO		46			46
FULGENT DIAGNOSTICS	3	36	6	13%	45
BIOREFERENCE LABORATORY		1	44	98%	45
MILLENIUM PHYSICIANS GROUP			45	100%	45
NEW YORK STATE ELR - WADSWORTH HEALTH CENTER		41	3	7%	44
HURLBURT FIELD CLINIC		23	19	45%	42
UNITED CLINICAL LABORATORY LLC			42	100%	42
FINLAY CLINICAL LABORATORY		24	17	41%	41
BAPTIST HEALTH SOUTH FLORIDA		3	38	93%	41
ACUTIS DIAGNOSTICS		37	4	10%	41
CENTRACARE		1	39	98%	40
BAYCARE LAB		1	39	98%	40
QUEST TAMPA (NEW YORK ELR)		31	9	23%	40
LABCORP BURLINGTON (LPP)		9	30	77%	39
FISHERMENS HOSPITAL CLINICAL LAB		37	1	3%	38
NAVY HOSPITAL			38	100%	38
ORLANDO VA PALMS		2	36	95%	38
NEW YORK STATE ELR - EMPIRECITY LABORATORIES		32	5	14%	37
FLORIDA LABORATORY ANALYSIS		26	10	28%	36

Coronavirus: testing by laboratory

Data through Jul 9, 2020 verified as of Jul 10, 2020 at 09:25 AM

Data in this report are provisional and subject to change.

The numbers in the table below represent the number for whom test results were received by the Department of Health. A person can be tested by more than one laboratory and can have both positive and negative results. **Therefore, the sum of the numbers in each column will be larger than the total number of people tested.**

Reporting lab	Inconclusive	Negative	Positive	Percent positive	Total
FLORIDA HOSPITAL NEW SMYRNA		4	32	89%	36
IRL		4	31	89%	35
ST. CLOUD MEDICAL GROUP		35			35
C.W. BILL YOUNG VA MEDICAL CENTER		3	31	91%	34
MEDARBOR DIAGNOSTICS		1	33	97%	34
HOSPITAL FOR SPECIAL SURGERY		33	1	3%	34
VHA PUBLIC HEALTH REFERENCE LABORATORY- PALO ALTO		27	7	21%	34
NONA SCIENTIFIC			33	100%	33
CLINICAL REFERENCE LABORATORY		29	4	12%	33
INTERCOASTAL MEDICAL GROUP			32	100%	32
PROVIDENCE HOSPITAL LABORATORY		31	1	3%	32
MORTON PLANT HOSPITAL			31	100%	31
BioReference Laboratories, Inc		21	10	32%	31
QUEST DIAGNOSTICS-VERO BEACH-37TH ST		31			31
RCA LABORATORY SERVICES, LLC		3	28	90%	31
MAVERICK LABS			30	100%	30
EAST MANATEE FAMILY	1		28	97%	29
CAREMOUNT MEDICAL - PATHOLOGY		29			29
EGLIN REGIONAL MEDICAL CENTER		4	25	86%	29
LAB CORP TAMPA			28	100%	28
DESOTO MEMORIAL HOSPITAL LAB			28	100%	28
SMA MEDICAL LABORATORY		8	20	71%	28
FINLAY CLINICAL LABORATORY INC		26	1	4%	27
SOLARIS DIAGNOSTICS		1	26	96%	27
CURATIVE LABS INC			27	100%	27
LAB CORP RTP	1	2	24	89%	27
NEW YORK STATE ELR - KALEIDA HEALTH CENTER FOR LABORATORY		23	4	15%	27
TRADITION MEDICAL CENTER LABORATORY		7	20	74%	27
SOUTH LAKE HOSPITAL		1	26	96%	27
CDC		17	9	35%	26
MORTON PLANT HOSPITAL/LAB		1	25	96%	26
P4CLINICAL	3	1	22	85%	26
NEW YORK STATE ELR - MONTEFIORE MEDICAL CENTER LABORATORIES - MOSES		20	6	23%	26
HEALTH FIRST-HOLMES REGIONAL			25	100%	25
DYNAMIC MEDICAL USA			25	100%	25
SUNCOAST LABS			25	100%	25
BAYCARE HEALTH SYSTEM		1	24	96%	25
QUEST DIAGNOSTIC INC		2	23	92%	25
TAMPA GENERAL HOSPITAL CLINICAL LAB			25	100%	25
FAWCETT MEMORIAL HOSPITAL-LAB		1	23	96%	24
AVECINA MEDICAL JULINGTON		4	20	83%	24
UNIVERSITY OF MIAMI HOSPITAL & CLINICS		21	3	13%	24
UNKNOWN - BAD FACILITY CODE		2	22	92%	24
LABFIRST - DEPARTMENT OF PATHOLOGY		23			23
MEDICAL DIAGNOSTIC LAB		1	22	96%	23
LEON MEDICAL CENTER			23	100%	23
LABORATORY DYNAMICS		20	3	13%	23

Coronavirus: testing by laboratory

Data through Jul 9, 2020 verified as of Jul 10, 2020 at 09:25 AM

Data in this report are provisional and subject to change.

The numbers in the table below represent the number for whom test results were received by the Department of Health. A person can be tested by more than one laboratory and can have both positive and negative results. **Therefore, the sum of the numbers in each column will be larger than the total number of people tested.**

Reporting lab	Inconclusive	Negative	Positive	Percent positive	Total
LABORATORY CORP OF AMERICA	1	4	18	78%	23
ORLANDO REGIONAL MEDICAL CENTER		1	22	96%	23
SACRED HEART HOSPITAL ON THE GULF		10	13	57%	23
FLORIDA CLINICAL LABORATORY-BIOREFERENCE LABORATORIES		2	20	91%	22
ST JOSEPHS CHILDRENS OUTREACH			22	100%	22
INTEGRITY LABORATORIES			22	100%	22
ST. ANTHONY'S HOSPITAL			22	100%	22
PENNSYLVANIA DEPT OF HEALTH		19	3	14%	22
CAPITAL REGIONAL MEDICAL CENTER		1	21	95%	22
ST VINCENT'S BIRMINGHAM LABORATORY		22			22
ALL CHILDREN'S HOSPITAL LAB		1	21	95%	22
AMELIA URGENT CARE			22	100%	22
DEPARTMENT OF VETERANS AFFAIRS JAMES A. HALEY VETERANS HOSPITAL			22	100%	22
HUNTSVILLE HOSPITAL LABORATORY		18	3	14%	21
JACKSON MEMORIAL HOSPITAL			21	100%	21
NAVAL HOSPITAL - JACKSONVILLE		1	20	95%	21
ST. MARY'S MEDICAL CENTER LAB			20	100%	20
ST. CLOUD HOSPITAL		20			20
QUEST DIAGNOSTICS NICHOLS INSTITUTE- LPP		3	17	85%	20
NEW YORK STATE ELR - NEWYORK-PRESBYTERIAN/QUEENS DIAGNOSTIC		19	1	5%	20
BROWARD HEALTH CORAL SPRINGS EPIDEMIOLOGY DEPT			20	100%	20
Quest Diag Unspecifd		4	16	80%	20
INTEGRATED REGIONAL LABORATORIES - LARGO			19	100%	19
SANFORD LABORATORIES		19			19
NEW YORK STATE ELR - WHITE PLAINS HOSPITAL CENTER LAB		19			19
ARTHREX MEDICAL CENTER			19	100%	19
MIAMI BEACH COMMUNITY HEALTH CENTER			19	100%	19
NITE LITE PEDIATRICS		3	16	84%	19
NEW YORK STATE ELR - STONY BROOK UNIVERSITY MEDICAL CENTER		15	3	17%	18
STONE WASH CLINICAL LABORATORIES		2	16	89%	18
KENDALL REGIONAL MEDICAL CENTER LAB			18	100%	18
QUEST DIAGNOSTICS INC.			18	100%	18
MED HEALTH SERVICES		18			18
SANTA ROSA MEDICAL CENTER			17	100%	17
MOBILE INFIRMARY MED CENTER PATH LAB		15	2	12%	17
WATSON CLINIC LLP SOUTH			17	100%	17
CLEVELAND CLINIC FOUNDATION		9	8	47%	17
CHILDREN'S HOSPITAL OF ALABAMA		17			17
MACDILL AIRFORCE BASE MICRO		14	3	18%	17
LABORATORY SPECIALISTS OF MICHIGAN			16	100%	16
ADVENT HEALTH FISH MEMORIAL		2	14	88%	16
NEW YORK STATE ELR - BROOKDALE UNIVERSITY HOSPITAL		16			16
LABCORP BIRMINGHAM		4	12	75%	16
TOM LEE COMMUNITY HEALTH CENTER			16	100%	16
ARUP		4	12	75%	16
MIAMI VA HEALTHCARE SYSTEM			16	100%	16
VA		15	1	6%	16

Coronavirus: testing by laboratory

Data through Jul 9, 2020 verified as of Jul 10, 2020 at 09:25 AM

Data in this report are provisional and subject to change.

The numbers in the table below represent the number for whom test results were received by the Department of Health. A person can be tested by more than one laboratory and can have both positive and negative results. **Therefore, the sum of the numbers in each column will be larger than the total number of people tested.**

Reporting lab	Inconclusive	Negative	Positive	Percent positive	Total
POPLAR HEALTHCARE PLLC	1	10	5	31%	16
MADISON CORE LABORATORIES		15	1	6%	16
PALO ALTO VA MEDICAL CENTER		1	14	93%	15
NEW PLANT CITY FAMILY CARE			15	100%	15
QUESTDIAGNOSTICS INCORPORATED		1	14	93%	15
TGH		1	14	93%	15
AMERICAN RESEARCH LABS		1	14	93%	15
DIATHERIX		13	2	13%	15
NXGEN MDX		11	4	27%	15
IPSUM DIAGNOSTICS			15	100%	15
UNITED CLINICAL LABS			14	100%	14
HEALTH CENTRAL HOSPITAL			14	100%	14
PHYSICIANS REGIONAL HEALTHCARE SYSTEM			14	100%	14
NEW YORK STATE ELR - CATHOLIC HEALTH SYSTEM DEPT LABORATORY		14			14
PATRICK AIR FORCE BASE		1	13	93%	14
CITRUS MEMORIAL HEALTH SYSTEM LAB		1	13	93%	14
PACIFIC ANALYTICS			14	100%	14
QUEST DIAGNOSTICS INCORPORATED			14	100%	14
ST. JOSEPHS HOSPITAL			13	100%	13
TIDE LABORATORIES		3	10	77%	13
FLORIDA DEPARTMENT OF HEALTH		9	4	31%	13
QUEST DIAGNOSTICS NICHOLS INSTITUTE - SJC (LPP)		9	4	31%	13
XERA MED RESEARCH			13	100%	13
QDX PATHOLOGY SERVICES		10	3	23%	13
VA MEDICAL CENTER		5	8	62%	13
GRAVITY DIAGNOSTICS		9	4	31%	13
GENPATH			13	100%	13
FLORIDA DEPT OF HEALTH		4	8	67%	12
PARRISH MEDICAL CENTER		1	11	92%	12
NEW YORK STATE ELR - UNIVERSITY HOSPITAL, STONY BROOK SOUTHAMPTON		12			12
NEW YORK STATE ELR - LENOX HILL HOSPITAL		11	1	8%	12
BIO-REFERENCE LABORATORIES			12	100%	12
NEW YORK STATE ELR - QUEST DIAGNOSTICS INCORPORATED		9	3	25%	12
OUT OF STATE		12			12
SHORELINE PHYSICIAN GROUP			12	100%	12
WHITE WILSON MEDICAL CENTER CLINIC			12	100%	12
AMERICAN PATHOLOGY PARTNERS		11	1	8%	12
BROWARD DIALYSIS			12	100%	12
CORE DIAGNOSTIC LABORATORIES			12	100%	12
MEDCOMP SCIENCES			12	100%	12
ADVANCED URGENT CARE		10	2	17%	12
PROTEUS MOLECULAR AND CLINICAL LAB		8	4	33%	12
ST FRANCIS HOSPITAL		8	3	27%	11
BAY MEDICAL CENTER SACRED HEART HEALTH SYSTEM			11	100%	11
FLORIDA COMMUNITY HEALTH CENTER OF ST. LUCIE			11	100%	11
AMERICAN ESOTERIC LABORATORIES			11	100%	11
VAMC GAINESVILLE		2	9	82%	11

Coronavirus: testing by laboratory

Data through Jul 9, 2020 verified as of Jul 10, 2020 at 09:25 AM

Data in this report are provisional and subject to change.

The numbers in the table below represent the number for whom test results were received by the Department of Health. A person can be tested by more than one laboratory and can have both positive and negative results. **Therefore, the sum of the numbers in each column will be larger than the total number of people tested.**

Reporting lab	Inconclusive	Negative	Positive	Percent positive	Total
ASSOCIATED CLINICAL LABORATORIES		11			11
INDIAN RIVER MEDICAL CENTER		11			11
ADVENTHEALTH LAB			11	100%	11
325TH MEDICAL GROUP			11	100%	11
LAB INTERMARKET FACILITY LAB			11	100%	11
BAYFRONT HEALTH BROOKSVILLE			11	100%	11
BAPTIST SOUTH MEDICAL CENTER		2	8	80%	10
NEW YORK STATE ELR - ROCHESTER GENERAL HOSPITAL LABORATORY		9	1	10%	10
PARK WEST MEDICAL CENTER		10			10
AEL- MEMPHIS			10	100%	10
PARKWEST MEDICAL CENTER		9	1	10%	10
NEW JERSEY DEPARTMENT OF HEALTH COMMUNICABLE DISEASE SERVICE		3	7	70%	10
LAKE BALDWIN CBOC		9	1	10%	10
LABCORP - MIAMI		4	6	60%	10
MID-FLORIDA PATHOLOGY		7	3	30%	10
MED ARBOR			10	100%	10
DOH			10	100%	10
JACKSON HEALTH SYSTEM			10	100%	10
ESCAMBIA COMMUNITY CLINIC			10	100%	10
UNIVERSITY HEALTH SYSTEM INC		10			10
SUNQUEST		2	8	80%	10
BROWARD HEALTH CARE			10	100%	10
MICHIGAN DEPARTMENT OF HEALTH AND HUMAN SERVICES			9	100%	9
CLARITY LAB SOLUTIONS		3	6	67%	9
ADVENTHEALTH CENTRA CARE OVIEDO		5	4	44%	9
USA HEALTH UNIVERSITY HOSPITAL CLINICAL LABORATORY		9			9
CORE LABORATORY		1	8	89%	9
ST. JOSEPH HOSPITAL LAB			9	100%	9
DOCTORS MEMORIAL HOSPITAL		6	3	33%	9
CAPE CANAVERAL HOSPITAL			9	100%	9
ALL CHILDREN'S HOSPITAL/LAB			9	100%	9
SEVEN RIVERS REGIONAL MEDICAL CENTER			9	100%	9
DIAGNOSTIC LABORATORY OF OKLAHOMA		9			9
NEW YORK STATE ELR - WILSON MEMORIAL REGIONAL MEDICAL CENTER		9			9
DELRAY MEDICAL CENTER LAB			9	100%	9
UVMC MICROBIOLOGY		9			9
BAPTIST CLAY			9	100%	9
GRAVITY DIAGNOSTICS, LLC		3	6	67%	9
UPMC CHAUTAUQUA AT WCA LABORATORY		9			9
MIAMI VAMC			8	100%	8
ST JOSEPHS HOSPITAL			8	100%	8
VENICE REGIONAL MEDICAL CENTER			8	100%	8
DEVANSH LAB WERKS INC		6	2	25%	8
LABCORP - CLEARWATER		3	5	63%	8
MOFFITT CANCER CENTER		6	2	25%	8
ACCU REFERENCE MEDICAL LAB			8	100%	8
BAYFRONT		8			8

Coronavirus: testing by laboratory

Data through Jul 9, 2020 verified as of Jul 10, 2020 at 09:25 AM

Data in this report are provisional and subject to change.

The numbers in the table below represent the number for whom test results were received by the Department of Health. A person can be tested by more than one laboratory and can have both positive and negative results. **Therefore, the sum of the numbers in each column will be larger than the total number of people tested.**

Reporting lab	Inconclusive	Negative	Positive	Percent positive	Total
PATHGROUP LABS			8	100%	8
NORTH CAROLINA DEPARTMENT OF HEALTH & HUMAN SERVICES			8	100%	8
LAB PLUS, LLC AT SAINT THOMAS WEST HOSPITAL		6	2	25%	8
ST JOSEPH'S HEALTHLINE		1	7	88%	8
CONSOLIDATED LAB SERVICES		8			8
NEW YORK STATE ELR - QUEST DIAGNOSTICS NICHOLS		7	1	13%	8
ST MARY'S MEDICAL CENTER		1	7	88%	8
JACKSON NORTH MEDICAL CENTER		1	7	88%	8
MOLECULAR TESTING LABS			8	100%	8
GENEUS DIAGNOSTICS			8	100%	8
LECONTE MEDICAL CENTER LAB		7	1	13%	8
EXPERTUS LABORATORIES INC		8			8
BAYCARE OUTREACH LABORATORY SERVICES		1	7	88%	8
THE COMMONWEALTH OF MASSACHUSETTS			8	100%	8
EAST ALABAMA MEDICAL CENTER LABORATORY		6	2	25%	8
NORTH SHORE UNIVERSITY HOSPITAL LABORATORY		8			8
LONGLEAF DIAGNOSTIC LABORATORIES		2	5	71%	7
NEW YORK STATE ELR - WESTCHESTER MEDICAL CENTER		7			7
WATSON CLINIC LLP MAIN			7	100%	7
WESTPAC LABS			7	100%	7
QUEST INFECTIOUS DISEASE		3	4	57%	7
MACDILL AFB HOSPITAL		1	6	86%	7
NO NAME		5	2	29%	7
NORTH BAY HOSPITAL			7	100%	7
BIO REFERNCE LABORATORIES		2	5	71%	7
VIERA HOSPITAL			7	100%	7
SEBASTIAN RIVER MEDICAL CENTER		4	3	43%	7
MAYO CLINIC DEPT OF LAB MED PATHOLOGY			7	100%	7
PALM BAY HOSPITAL		1	6	86%	7
SOUTHEAST ALABAMA MEDICAL CENTER			7	100%	7
US BIOTEK LABORATORIES			7	100%	7
CENTRA CARE - SAND LAKE			7	100%	7
LABCORP INC		1	6	86%	7
LEE MEMORIAL LAB GULF COAST			6	100%	6
SACRED HEART HEALTH SYSTEM			6	100%	6
DOCTOR'S IN HOUSE LAB			6	100%	6
ARCHBOLD MEMORIAL HOSPITAL/LAB		3	3	50%	6
PERSONALIZED GENETIC TESTING			6	100%	6
NEW YORK STATE ELR - JAMAICA HOSPITAL MEDICAL CENTER		6			6
LEE COUNTY HEALTH DEPARTMENT		4	2	33%	6
PRIDE DIAGNOSTICS		6			6
MICHIGAN DEPARTMENT OF COMMUNITY HEALTH		1	5	83%	6
DYNAMIC DNA LAB			6	100%	6
STATE LAB		1	5	83%	6
CLEVELAND CLINIC			6	100%	6
ALLSOUTH URGENT CARE			6	100%	6
SELECT REFERENCE LABORATORIES, LLC			6	100%	6

Coronavirus: testing by laboratory

Data through Jul 9, 2020 verified as of Jul 10, 2020 at 09:25 AM

Data in this report are provisional and subject to change.

The numbers in the table below represent the number for whom test results were received by the Department of Health. A person can be tested by more than one laboratory and can have both positive and negative results. **Therefore, the sum of the numbers in each column will be larger than the total number of people tested.**

Reporting lab	Inconclusive	Negative	Positive	Percent positive	Total
NEW YORK STATE ELR - CATHOLIC HEALTH SERVICES REGIONAL LABORATORY		4	2	33%	6
FLORIDA DEPARTMENT OF HEALTH IN LAKE COUNTY		3	3	50%	6
TRUE HEALTH DIAGNOSTICS		1	5	83%	6
ST JOSEPH HOSPITAL		5	1	17%	6
ST CATHERINE OF SIENA HOSPITAL		5			5
SOUTH SEMINOLE HOSPITAL		1	4	80%	5
SPECIALITY LABORATORIES,INC		4	1	20%	5
ADVENT HEALTH CENTRA CARE: WATERFORD LAKES			5	100%	5
NORTHWELL HEALTH PLAINVIEW HOSPITAL LABORATORY		4	1	20%	5
SMA LAB		3	2	40%	5
UPMC HEALTH SYSTEM		4	1	20%	5
XRL SXF REF LAB		5			5
CONNECTICUT DEPARTMENT OF HEALTH		4	1	20%	5
PATHOGENIUS LABORATORIES		2	3	60%	5
CLINICAL PATHOLOGY LABORATORIES, INC.			5	100%	5
AMERICAN HEALTH ASSOCIATES OF TAMPA			5	100%	5
BOCA RATON REGIONAL HOSPITAL LAB			5	100%	5
FULGENT GENETICS		3	2	40%	5
ST VINCENTS MEDICAL CENTER RIVERSIDE NURSING			5	100%	5
BIOTECH			5	100%	5
PENSACOLA PEDIATRICS			5	100%	5
BROWARD COUNTY HEALTH DEPT.			5	100%	5
VENICE REGIONAL MEDICAL LAB SERVICES			5	100%	5
JFK MEDICAL CENTER NORTH LAB			5	100%	5
LAB			5	100%	5
GENESIS DIAGNOSTICS			5	100%	5
VAMC			5	100%	5
CHILDREN'S HOSPITAL OF PHILADELPHIA		5			5
FRANCES WARDE MEDICAL LABORATORY		2	3	60%	5
MILLENNIUM PHYSICIAN GROUP LCC			5	100%	5
CANTON-POTSDAM HOSPITAL LABORATORY		5			5
LABCORP BURLINGTON CYTO		4	1	20%	5
AEL KNOXVILLE			5	100%	5
HEALTH FIRST-PALM BAY			5	100%	5
NEW YORK STATE ELR - GOOD SAMARITAN HOSPITAL LABORATORY		5			5
NEW YORK STATE ELR - LOURDES HOSPITAL INC		5			5
ADVENTHEALTH CENTRA CARE ORMOND BEACH			5	100%	5
ST VINCENT'S EAST LABORATORY		5			5
PALM BEACH PATHOLOGY		4	1	20%	5
REAL DIAGNOSTIC	1	1	3	60%	5
ST ANTHONY NORTH			5	100%	5
DEPARTMENT OF VETERANS AFFAIRS MEDICAL CENTER			5	100%	5
TAMIAMI LAB MILLENNIUM			5	100%	5
ST. JOSEPH'S HOSPITAL LAB			5	100%	5
THE CENTER FOR URGENT CARE		3	1	25%	4
DTR LABS		3	1	25%	4
SOUTHEAST FAMILY HEALTHCARE CENTER			4	100%	4

Coronavirus: testing by laboratory

Data through Jul 9, 2020 verified as of Jul 10, 2020 at 09:25 AM

Data in this report are provisional and subject to change.

The numbers in the table below represent the number for whom test results were received by the Department of Health. A person can be tested by more than one laboratory and can have both positive and negative results. **Therefore, the sum of the numbers in each column will be larger than the total number of people tested.**

Reporting lab	Inconclusive	Negative	Positive	Percent positive	Total
LEHIGH VALLEY HOSPITAL		3	1	25%	4
NEW YORK STATE ELR - BROOKLYN HOSPITAL CENTER DOWNTOWN CAMPUS		4			4
QUEST DIAGNOSTICS- MELBOURNE			4	100%	4
NEW YORK PRESBYTERIAN - ALLEN HOSPITAL		4			4
PEDIATRIC HEALTH CARE ALLIANCE			4	100%	4
NEW YORK STATE ELR - ERIE COUNTY MEDICAL CTR CLINICAL LABS		4			4
DAVITA LABORATORY		4			4
THE VILLAGES CLINICAL LAB		4			4
NORTHWEST FLORIDA COMMUNITY HOSPITAL		1	3	75%	4
STATEN ISLAND UNIVERSITY HOSPITAL-POUCH		4			4
THOMAS JEFFERSON UNIVERSITY HOSPITAL		4			4
CAYUGA MEDICAL CENTER AT ITHACA		4			4
LABCORP - NAPLES			4	100%	4
LINCOLN MEDICAL AND MENTAL HEALTH CENTER		4			4
MERCY HOSPITAL MIAMI LAB			4	100%	4
TRUGENX			4	100%	4
ST ELIZABETH MEDICAL CENTER LABORATORY		4			4
PROMEDICA LABORATORIES		4			4
HEALTH FIRST CAPE CANAVERAL HOSPITAL			4	100%	4
COMMUNITY HEALTH OF SOUTH FLORIDA			4	100%	4
PRATTVILLE BAPTIST HOSPITAL		3	1	25%	4
UMHC/SYLVESTER AT KENDALL			4	100%	4
LAKELAND REGIONAL HEALTH			4	100%	4
HEALTHLINK DIAGNOSTIC LABORATORIES		1	3	75%	4
BOND CLINIC			4	100%	4
Diatherix Laboratories, LLC		1	3	75%	4
SUNCOAST COMMUNITY HEALTH CENTERS PEDIATRICS			4	100%	4
NEW YORK STATE ELR - JAMES J PETERS VA MEDICAL CENTER		2	2	50%	4
NEW YORK STATE ELR - VASSAR BROTHERS MEDICAL CENTER LABORATORY		4			4
MEDICAL LABORATORY DIAGNOSTICS			4	100%	4
MISSOURI DEPARTMENT OF HEALTH AND SENIOR SERVICES			4	100%	4
NEW YORK STATE ELR - HUDSON VALLEY HOSPITAL CENTER LABORATORY		3	1	25%	4
OKLAHOMA STATE UNIVERSITY DIAGNOSTIC LAB			4	100%	4
NEW YORK STATE ELR - ST PETER'S BENDER LABORATORY		4			4
MAGNOLIA DIAGNOSTIC			4	100%	4
HUNTINGTON HOSPITAL LABORATORY		3	1	25%	4
BAY PINES VA		1	3	75%	4
PRECISION LABS LLC		1	3	75%	4
MAYO CLINIC LABS - ROCHESTER SUPERIOR DRIVE			4	100%	4
EXPRESS TESTING-ONE			4	100%	4
FINLAY C. LABORATORY		3	1	25%	4
HEALTH FIRST-VIERA HOSPITAL			4	100%	4
FLOWERS HOSPITAL		1	3	75%	4
PINELLAS COUNTY HEALTH DEPARTMENT		2	1	33%	3
MONTEFIORE NEW ROCHELLE HOSPITAL		3			3
NEW YORK STATE ELR - BRONX LEBANON HOSPITAL-MEDICAL CENTER		3			3
NICHOLS INSTITUTE QUEST DIAGNOSTICS		2	1	33%	3

Coronavirus: testing by laboratory

Data through Jul 9, 2020 verified as of Jul 10, 2020 at 09:25 AM

Data in this report are provisional and subject to change.

The numbers in the table below represent the number for whom test results were received by the Department of Health. A person can be tested by more than one laboratory and can have both positive and negative results. **Therefore, the sum of the numbers in each column will be larger than the total number of people tested.**

Reporting lab	Inconclusive	Negative	Positive	Percent positive	Total
LEE MEMORIAL HEALTH PARK LAB			3	100%	3
VIRGINIA DIVISION OF CONSOLIDATED LABORATORIES			3	100%	3
ROCKLEDGE			3	100%	3
INDIAN RIVER CHD VERO BEACH		2	1	33%	3
NEW YORK STATE ELR - LABORATORY ALLIANCE OF CENTRAL NEW		3			3
LABCORP DIAGNOSTICS-MIAMI		2	1	33%	3
COLORADO DEPARTMENT OF PUBLIC HEALTH AND ENVIRONMENT			3	100%	3
NORTH OKALOOSA MEDICAL CENTER			3	100%	3
WINTER HAVEN HOSPITAL			3	100%	3
BAYFRONT HEALTH SPRING HILL			3	100%	3
NEW YORK STATE ELR - SOUTHSIDE HOSPITAL NORTHWELL HEALTH LABORATORY		2	1	33%	3
ST LUKES HOSPITAL LABORATORY		2	1	33%	3
GENUS DIAGNOSTICS			3	100%	3
SHELBY COUNTY HEALTH CARE CORPORATION		1	2	67%	3
ILLINOIS DEPARTMENT OF PUBLIC HEALTH			3	100%	3
BROOKWOOD BAPTIST MEDICAL CENTER		3			3
DOH-TAMPA BRANCH LABORATORY (MLK BLVD)			3	100%	3
CENTRAL FLORIDA HEALTH CARE INC			3	100%	3
BEAUMONT LABORATORY			3	100%	3
ACH			3	100%	3
Cleveland Clinic Laboratories		1	2	67%	3
BRANCH MEDICAL CLINIC			3	100%	3
LAKE WALES MEDICAL CENTER INC			3	100%	3
LAKE CITY VETERANS HOSPITAL			3	100%	3
NIGHT LITE PEDIATRICS URGENT CARE			3	100%	3
BARONESS ERLANGER HOSPITAL		3			3
TAMPA GENERAL HOSPITAL LABORATORY			3	100%	3
GULF COAST MOLECULAR LABORATORIES			3	100%	3
TIMBER RIDGE LABORATORY			3	100%	3
JACKSON SOUTH COMMUNITY HOSPITAL LAB			3	100%	3
MAYO MEDICAL LABORATORIES		2	1	33%	3
BAYONET POINT MEDICAL CENTER			3	100%	3
BAYCARE OUTREACH LABORATORY HOSPITAL			3	100%	3
PUBLIC HEALTH LAB		3			3
QUEST DIAGNOSTIC			3	100%	3
NEW YORK STATE ELR - SARATOGA HOSPITAL LABORATORY		3			3
PRIVA PATH LABS			3	100%	3
PENNSYLVANIA DEPARTMENT OF HEALTH BUREAU OF LABORATORIES			3	100%	3
CBS LABORATORY			3	100%	3
METHODIST MEDICAL CENTER		2	1	33%	3
VA OUTPATIENT			3	100%	3
WAKEMED		1	2	67%	3
CLINICORE			3	100%	3
LAB CORP OF AMERICA		1	2	67%	3
ANNE BATES LEACH EYE HOSPITAL/ ABLEH MICROBIOLOGY LABORATORY		2	1	33%	3
JOE DIMAGGIO CHILDREN'S HOSPITAL		1	2	67%	3
BAYCARE LABORATORIES			3	100%	3

Coronavirus: testing by laboratory

Data through Jul 9, 2020 verified as of Jul 10, 2020 at 09:25 AM

Data in this report are provisional and subject to change.

The numbers in the table below represent the number for whom test results were received by the Department of Health. A person can be tested by more than one laboratory and can have both positive and negative results. **Therefore, the sum of the numbers in each column will be larger than the total number of people tested.**

Reporting lab	Inconclusive	Negative	Positive	Percent positive	Total
UNKNOWN LAB			3	100%	3
ABBOTT			3	100%	3
DOH JACKSONVILLE CENTRAL LABORATORY		3			3
NORTH BROWARD HOSPITAL DISTRICT HEALTHCARE FOR THE HOMELESS			3	100%	3
ASCENSION ST. VINCENT'S PRIMARY CARE			3	100%	3
FAMILY HEALTH CENTERS OF SWF LABS			3	100%	3
AVELLINO LAB USA INC		3			3
FLORIDA CLINICAL LAB			3	100%	3
EMERGENCY MEDICAL CENTER			3	100%	3
ARNOT OGDEN MEDICAL CENTER LABORATORY		3			3
OPTUM LABS LLC			3	100%	3
TYNDALL AFB			3	100%	3
KEY WEST URGENT CARE, INC		3			3
PALMS WEST HOSPITAL			3	100%	3
VIRTUA VORHEES HOSPITAL		3			3
ALABAMA DEPARTMENT OF PUBLIC HEALTH			2	100%	2
OHIO STATE UNIVERSITY WEXNER MEDICAL CENTER			2	100%	2
MEDLOGIC, LLC		1	1	50%	2
NEW YORK STATE ELR - AUBURN COMMUNITY HOSPITAL		2			2
ST. MARYS MEDICAL CENTER			2	100%	2
FCHC (OB)-DARWIN SQUARE CTR.			2	100%	2
MARSHALL MEDICAL CENTER SOUTH LAB		2			2
FLORIDA DEPARTMENT OF HEALTH IN HILLSBOROUGH COUNTY			2	100%	2
NEW YORK STATE ELR - SAMARITAN HOSPITAL LABORATORY		2			2
OKLAHOMA STATE DEPARTMENT OF HEALTH-PUBLIC HEALTH LABORATORY			2	100%	2
IOWA DEPARTMENT OF PUBLIC HEALTH			2	100%	2
NORTH FLORIDA/SOUTH GEORGA VETERANS HEALTH SYSTEM			2	100%	2
CONEMAUGH MEMORIAL MEDICAL CENTER		2			2
BAYFRONT HEALTH ER PINELLAS PARK		2			2
GEORGIA DEPARTMENT OF PUBLIC HEALTH			2	100%	2
GALEN BAYLOR EXTENSION		2			2
BAY CARE			2	100%	2
ACHS		2			2
DORAL URGENT CARE			2	100%	2
CALHOUN LIBERTY HOSPITAL			2	100%	2
WALGREENS #5317		2			2
SSM HEALTH ST LOUIS MICROBIOLOGY LABORATORY		1	1	50%	2
WOLFSON CHILDREN'S HOSPITAL			2	100%	2
SHELBY BAPTIST MEDICAL CENTER			2	100%	2
NEW YORK STATE DEPARTMENT OF HEALTH		1	1	50%	2
NAPHCARE, INC.			2	100%	2
HEALTHMARK REGIONAL HOSPITAL LAB			2	100%	2
GULF COAST MEDICAL GROUP			2	100%	2
STATEN ISLAND UNIVERSITY HOSPITAL		2			2
VIRTUA MEMORIAL HOSPITAL BURLINGTON COUNTY			2	100%	2
UNIVERSITY HOSPITAL			2	100%	2
UNIVERSITY HOSPITAL OF BROOKLYN		2			2

Coronavirus: testing by laboratory

Data through Jul 9, 2020 verified as of Jul 10, 2020 at 09:25 AM

Data in this report are provisional and subject to change.

The numbers in the table below represent the number for whom test results were received by the Department of Health. A person can be tested by more than one laboratory and can have both positive and negative results. **Therefore, the sum of the numbers in each column will be larger than the total number of people tested.**

Reporting lab	Inconclusive	Negative	Positive	Percent positive	Total
LABCORP RARITAN		2			2
MONTANA PUBLIC HEALTH LAB			2	100%	2
AMERICAN FAMILY CARE- ORANGE BEACH			2	100%	2
JOHNSON CITY MEDICAL CENTER		1	1	50%	2
IRL MARKET LAB ALACHUA		1	1	50%	2
FLORIDA CLINICAL LABORATORY INC			2	100%	2
AHSE ROP		2			2
CONNECTDX			2	100%	2
LABCORP PHOENIX			2	100%	2
LABCORP - STUART		1	1	50%	2
BAPTIST MEDICAL CENTER EAST		1	1	50%	2
MHHS All Lab Subsection		2			2
CLINICAL PATHOLOGY LABS		1	1	50%	2
NEW YORK STATE ELR - ORANGE REGIONAL MEDICAL CENTER LABORATORY		2			2
SCDHEC BUREAU OF LABORATORIES			2	100%	2
NEW YORK STATE ELR - LONG ISLAND JEWISH VALLEY STREAM		2			2
X-GENE MOLECULAR LABS			2	100%	2
ST. JOSEPH REGIONAL MEDICAL CENTER			2	100%	2
BETH ISRAEL DEACONESS MEDICAL CENTER			2	100%	2
ERIE COUNTY MEDICAL CTR CLINICAL LABS		2			2
SAMARITAN MEDICAL CENTER		2			2
MY CLINICAL LAB			2	100%	2
SARASOTA MEMORIAL MEDICAL URGENT CARE CENTER			2	100%	2
MONTEFIORE ST LUKE'S CORNWALL HOSPITAL		2			2
BAYFRONT HEALTH PUNTA GORDA			2	100%	2
HOME ACCESS HEALTH			2	100%	2
Cleveland Clinic Weston			2	100%	2
CELERION			2	100%	2
ADVANCED MEDICAL CARE			2	100%	2
ALTRU DIAGNOSTICS INC			2	100%	2
NEW YORK STATE ELR - JACOBI MEDICAL CENTER		2			2
NORTHERN DUTCHESS HOSPITAL LABORATORY		2			2
OHIO DEPARTMENT OF HEALTH LABORATORY		2			2
GEISINGER MEDICAL CENTER		2			2
NEW HAMPSHIRE PUBLIC HEALTH LABORATORIES		2			2
DEACONESS HOSPITAL			2	100%	2
QUEST DIAGNOSTICS INCORPORATED			2	100%	2
QUEST DIAGNOSTICS-N ST PETERSBURG-5TH			2	100%	2
LEEESBURG REGIONAL MEDICAL CENTER		1	1	50%	2
UC CORAL GABLES			2	100%	2
OMNI			2	100%	2
MEMORIAL SLOAN KETTERING CANCER CENTER		1	1	50%	2
POARCH BANC CREEK INDIANS TRIBAL HEALTH DEPARTMENT			2	100%	2
NEW HAMPSHIRE DEPARTMENT OF HEALTH AND HUMAN SERVICES		1	1	50%	2
COLLIER COUNTY HEALTH DEPT.			2	100%	2
URGENT CARE TCMA			2	100%	2
PPD			2	100%	2

Coronavirus: testing by laboratory

Data through Jul 9, 2020 verified as of Jul 10, 2020 at 09:25 AM

Data in this report are provisional and subject to change.

The numbers in the table below represent the number for whom test results were received by the Department of Health. A person can be tested by more than one laboratory and can have both positive and negative results. **Therefore, the sum of the numbers in each column will be larger than the total number of people tested.**

Reporting lab	Inconclusive	Negative	Positive	Percent positive	Total
BIOFIRE			2	100%	2
LABCORP - OHIO			2	100%	2
QUEENS HOSPITAL CENTER		2			2
SIGNATURE CARE PFLUGERVILLE			2	100%	2
TREASURE COAST COMMUNITY HEALTH			2	100%	2
PREMIER LABORATORY SERVICES, LLC			2	100%	2
WEST VIRGINIA UNIVERSITY HOSPITALS			1	100%	1
VALLEY HOSPITAL MEDICAL CENTER		1			1
ORMOND BEACH CENTRA CARE			1	100%	1
NEW YORK STATE ELR - BELLEVUE HOSPITAL CENTER DEPARTMENT		1			1
STANLY REGIONAL MEDICAL CENTER			1	100%	1
UNIVERSITY LAB			1	100%	1
UAB			1	100%	1
TIMPANOGOS REGIONAL HOSPITAL			1	100%	1
ST. JOSEPH'S HOSPITAL NORTH			1	100%	1
UT MEMPHIS UNIVERSITY HEALTH SERVICES			1	100%	1
PARKWAY REGIONAL MEDICAL CENTER LAB			1	100%	1
WOODHULL MEDICAL AND MENTAL HEALTH CTR		1			1
TAMPA		1			1
TAMIAMI LAB MILLENIUM			1	100%	1
US LABORATORIES			1	100%	1
VA GREATER LOS ANGELES HEALTH CARE SYSTEM			1	100%	1
VA HOSPITAL			1	100%	1
UC SAN DIEGO HEALTH			1	100%	1
UNK			1	100%	1
UF KANAPAHA LAB BEAKER		1			1
UNIVERSITY OF MIAMI			1	100%	1
ST. LUKE'S HOSPITAL - BETHLEHEM CAMPUS		1			1
THOMAS LANGLEY			1	100%	1
OHIO DEPARTMENT OF HEALTH			1	100%	1
NORTH BROWARD MEDICAL CENTER			1	100%	1
VRL EUROFINS			1	100%	1
NAVAL BRANCH MEDICAL CLINIC			1	100%	1
WILMINGTON VA MEDICAL CENTER			1	100%	1
SUNY AT STONY BROOK			1	100%	1
WELLINGTON WEST 100176			1	100%	1
WASHINGTON STATE DEPARTMENT OF HEALTH PUBLIC HEALTH LABORATORIES			1	100%	1
WEST PACIFIC MEDICAL LABORATORY			1	100%	1
Viracor Eurofins			1	100%	1
WUESTHOFF MEDICAL CENTER-MELBOURNE			1	100%	1
UNIVERSITY OF FLORIDA			1	100%	1
SENTARA NORFOLK GENERAL HOSPITAL CENTRAL LAB			1	100%	1
TEN HEALTHCARE			1	100%	1
SANFORD REGIONAL HOSPITAL WORTHINGTON		1			1
THE UNIVERSITY OF VERMONT MEDICAL CENTER		1			1
NEW YORK STATE ELR - NEW YORK CITY DEPARTMENT OF HEALTH & MENTAL		1			1
SANFORD SOUTH UNIVERSITY		1			1

Coronavirus: testing by laboratory

Data through Jul 9, 2020 verified as of Jul 10, 2020 at 09:25 AM

Data in this report are provisional and subject to change.

The numbers in the table below represent the number for whom test results were received by the Department of Health. A person can be tested by more than one laboratory and can have both positive and negative results. **Therefore, the sum of the numbers in each column will be larger than the total number of people tested.**

Reporting lab	Inconclusive	Negative	Positive	Percent positive	Total
REGIONAL MEDICAL LABORATORY			1	100%	1
REMISE OCCUPATIONAL HEALTH SOLUTIONS INC			1	100%	1
QUEST DIAGNOSTICS-OCALA-SE 3RD		1			1
PEDIATRIC ASSOCIATES - JACKSONVILLE			1	100%	1
PHELPS HOSPITAL LABORATORY		1			1
NOT GIVEN			1	100%	1
ONslow MEMORIAL HOSPITAL LABORATORY		1			1
QUEST DIAGNOSTIC INC TECHNICAL			1	100%	1
MIDMICHIGAN MEDICAL CENTER			1	100%	1
PREMIER MEDICAL LABORATORY			1	100%	1
NORTH NAPLES HOSPITAL RESPIRATORY THERAPY DEPARTMENT			1	100%	1
Mt Sinai Aventura			1	100%	1
ALLIANCE LABS @LRMC			1	100%	1
ALVERNO CLINICAL LABORATORIES			1	100%	1
LEESBURG FAMILY MEDICINE		1			1
LOYOLA UNIVERSITY MEDICAL CENTER LABORATORY			1	100%	1
MONTANA DEPARTMENT OF PUBLIC HEALTH & HUMAN SERVICES			1	100%	1
CALIFORNIA PUBLIC HEALTH LABORATORY			1	100%	1
CELEBRATION HOSPITAL			1	100%	1
CENTRA CARE - WATERFORD LAKES			1	100%	1
ARNOLD PALMER HOSPITAL LABORATORY			1	100%	1
BAYCARE MEDICAL GROUP			1	100%	1
BAYFRONT HEALTH PORT CHARLOTTE			1	100%	1
BAY CARE LAB SERVICES/ST. ANTHONY'S HOSPITAL			1	100%	1
BAYCARE MEDICAL GROUP INC			1	100%	1
BOZEMAN HEALTH DEACONESS HOSPITAL		1			1
MOLECULAR DIAGNOSTICS			1	100%	1
ACCESS HEALTH CARE			1	100%	1
ACCESSLAB		1			1
HAWAII DEPARTMENT OF HEALTH LAB			1	100%	1
LABCORP - LEESBURG			1	100%	1
LABCORP HOUSTON			1	100%	1
CAROMONT HEALTH			1	100%	1
DICKERT			1	100%	1
ECLRS			1	100%	1
CFCH - FROSTPROOF			1	100%	1
FISHERMEN'S HOSPITAL			1	100%	1
INTERLAB		1			1
JOHN HOPKINS MEDICAL LABORATORIES		1			1
DHEC - S.C PUBLIC HEALTH LAB			1	100%	1
DUKE HEALTH REGIONAL HOSPITAL			1	100%	1
FALMOUTH BY THE SEA			1	100%	1
LEGACY LABORATORY SERVICES			1	100%	1
MARINA DEL REY HOSPITAL LAB			1	100%	1
MARINER'S HOSPITAL			1	100%	1
JOHNS HOPKINS MEDICAL LABORATORIES			1	100%	1
LABCORP - HOLLYWOOD			1	100%	1

Coronavirus: testing by laboratory

Data through Jul 9, 2020 verified as of Jul 10, 2020 at 09:25 AM

Data in this report are provisional and subject to change.

The numbers in the table below represent the number for whom test results were received by the Department of Health. A person can be tested by more than one laboratory and can have both positive and negative results. **Therefore, the sum of the numbers in each column will be larger than the total number of people tested.**

Reporting lab	Inconclusive	Negative	Positive	Percent positive	Total
LABCORP LAFAYETTE		1			1
HOLY NAME MEDICAL CENTER		1			1
HOUSTON HEALTH DEPARTMENT - BUREAU OF LABORATORY SERVICES			1	100%	1
LABCORP - ORLANDO		1			1
Covance Central Laboratory			1	100%	1
FLORIDA HOSPITAL ALTAMONTE			1	100%	1
FORT SANDERS REGIONAL LABORATORY		1			1
BERKSHIRE MEDICAL CENTER			1	100%	1
BMC/JACSONVILLE		1			1
CLEVELAND CLINIC OHIO LABORATORIES			1	100%	1
LABCORP KANSAS CITY			1	100%	1
LAKEVIEW REGIONAL HOSPITAL			1	100%	1
MANATEE PEDIATRICS			1	100%	1
MHS LAB		1			1
BAPTIST ER TOWN CTR			1	100%	1
CAROLINAS HEALTHCARE SYSTEM LAB			1	100%	1
CBC LAB			1	100%	1
KETTERING HEALTH			1	100%	1
AMMON LABS			1	100%	1
AZALEA HEALTH			1	100%	1
FLORIDA HOSPITAL KISSIMMEE			1	100%	1
HEART OF FLORIDA HMA			1	100%	1
HIGHLANDS CLINICAL LABORATORY			1	100%	1
DOCTOR'S MEMORIAL HOSPITAL			1	100%	1
EDGAR PRICE FAMILY & CHILDREN HEALTHCARE CENTER			1	100%	1
FLORIDA HEALTH CARE PLANS			1	100%	1
COASTAL LABORATORIES			1	100%	1
COLORADO DEPARTMENT OF HEALTH LABORATORY SERVICES DIVISION			1	100%	1
COMPUNET CLINICAL LAB			1	100%	1
AFFILIATED LABORATORIES INC			1	100%	1
BARDMOOR LABORATORY			1	100%	1
CENTRA CARE CONWAY			1	100%	1
EXCEL URGENT CARE OF NJ			1	100%	1
HEALTH NETWORK LABORATORIES		1			1
JRS LABORATORY			1	100%	1
CORAL GABLES HOSPITAL			1	100%	1
CQUENTIA NGS, LLC			1	100%	1
DOCS URGENT CARE			1	100%	1
KANSAS DEPARTMENT OF HEALTH			1	100%	1
CHARLOTTE CHD PORT CHARLOTTE		1			1
COMMONWEALTH OF MASSACHUSETTS			1	100%	1
GENETRAIT LABORATORIES			1	100%	1
BAPTIST HEALTH MEDICAL CENTER			1	100%	1
BEAUFORT MEMORIAL			1	100%	1
BEAUMONT HOSPITAL, GROSSE POINTE			1	100%	1
INTERMOUNTAIN MEDICAL CENTER			1	100%	1
LABCORP-CRYSTAL RIVER			1	100%	1

Coronavirus: testing by laboratory

Data through Jul 9, 2020 verified as of Jul 10, 2020 at 09:25 AM

Data in this report are provisional and subject to change.

The numbers in the table below represent the number for whom test results were received by the Department of Health. A person can be tested by more than one laboratory and can have both positive and negative results. **Therefore, the sum of the numbers in each column will be larger than the total number of people tested.**

Reporting lab	Inconclusive	Negative	Positive	Percent positive	Total
Lourdes Hospital			1	100%	1
GRAND VIEW HOSPITAL			1	100%	1
HEALTH FIRST IBM-UX			1	100%	1
INDIAN RIVER CLINICAL LABORATORY, INC.		1			1
MAGNOLIA ADULT, LLC			1	100%	1
BIODORON LABORATORIES			1	100%	1
CHATSWORTH ASSISTED LIVING COMMUNITY AT PGA NATIONAL			1	100%	1
LAB CORP PHOENIX			1	100%	1
LABCORP-PORT ST.LUCIE		1			1
LATE HOURS URGENT CARE			1	100%	1
JEFFERSON COUNTY HEALTH DEPARTMENT-MONTICELLO		1			1
KETTERING MEDICAL CENTER			1	100%	1
ARCPPOINT LABS OF TAMPA			1	100%	1
DALLAS MEDICAL CENTER			1	100%	1
HANCOCK REGIONAL HOSPITAL		1			1
INTERMARKET FACILITY			1	100%	1
URGENT CARE WEST CLINIC			1	100%	1
NEW YORK STATE ELR - MONTEFIORE MEDICAL CENTER LABORATORIES - WEILER			1	100%	1
NEW YORK STATE ELR - NEW YORK PRESBYTERIAN-LOWER MANHATTAN		1			1
THE HEART HOSPITAL BAYLOR PLANO			1	100%	1
TIEHH BIOTERRORISM RESPONSE LAB			1	100%	1
UNITED CLINICAL LABORATORIES			1	100%	1
ONEIDA HEALTHCARE CENTER		1			1
SCIONLAB SERVICES LLC			1	100%	1
SMITH KLINE			1	100%	1
NORTHSIDE HOSPITAL DULUTH			1	100%	1
NORTHWEST FL COMM HOSP			1	100%	1
OHIO STATE UNIVERSITY MEDICAL CENTER			1	100%	1
NOVANT HEALTH INPATIENT CARE			1	100%	1
PRORENATA LABS			1	100%	1
RIVIERA BEACH HEALTH CENTER LAB			1	100%	1
MONTEFIORE NYACK HOSPITAL AFFILIATED LABORATORY		1			1
MUNSON MEDICAL CENTER			1	100%	1
NEWYORK-PRESBYTERIAN/ LAWRENCE HOSPITAL LABORATORY		1			1
ST FRANCIS			1	100%	1
State Lab Unspecifd			1	100%	1
TEXAS DEPARTMENT OF STATE HEALTH SERVICES			1	100%	1
ROBERT WOOD JOHNSON HOSPITAL			1	100%	1
SKY RIDGE MEDICAL CENTER - MICRO			1	100%	1
SOUTHEAST GEORGIA HEALTH SYSTEM			1	100%	1
SONIC REFERENCE LABORATORY			1	100%	1
TRINITAS REGIONAL MEDICAL CENTER			1	100%	1
UNITED HEALTHCARE			1	100%	1
UNIVERSITY OF MISSOURI HEALTH CARE			1	100%	1
SOUTH GEORGIA MEDICAL CENTER			1	100%	1
TALLAHASSEE MEMORIAL HOSPITAL/MICROBIOLOGY LAB			1	100%	1
TANNER MEDICAL CENTER EAST AL		1			1

Coronavirus: testing by laboratory

Data through Jul 9, 2020 verified as of Jul 10, 2020 at 09:25 AM

Data in this report are provisional and subject to change.

The numbers in the table below represent the number for whom test results were received by the Department of Health. A person can be tested by more than one laboratory and can have both positive and negative results. **Therefore, the sum of the numbers in each column will be larger than the total number of people tested.**

Reporting lab	Inconclusive	Negative	Positive	Percent positive	Total
WELLNOW URGENT CARE		1			1
XPRESS WELLNESS URGENT CARE			1	100%	1
NAVAL HOSPITAL OF JACKSONVILLE			1	100%	1
UTMB PATHOLOGY CLINICAL SERVICES LABORATORY			1	100%	1
VIRACOR			1	100%	1
WATAUGA MEDICAL CENTER			1	100%	1
THE CHILDREN'S HOSPITAL OF PHILADELPHIA		1			1
UW HOSPITAL AND CLINICS			1	100%	1
WOLFSON (USE BAPTIST)			1	100%	1
SPRING HILL REGIONAL HOSPITAL			1	100%	1
STATEN ISLAND UNIVERSITY HOSPITAL SEGUINE AVE		1			1
SUNY UPSTATE MEDICAL UNIVERSITY			1	100%	1
RIVERVIEW REGIONAL MEDICAL CENTER		1			1
SCIENCE CARE			1	100%	1
SHANDS AT LAKE SHORE LAB			1	100%	1
PECONIC BAY MEDICAL CENTER LABORATORY			1	100%	1
QUEST ELR		1			1
RDX BIOSCIENCE,			1	100%	1
MEMORIAL HERMANN CONSOLIDATED LABORATORY SERVICES			1	100%	1
FLORIDA DEPARTMENT OF HEALTH PALM BEACH COUNTY			1	100%	1
GARCIA CLINICAL LABORATORY		1			1
GENESIS LABORATORY MANAGEMENT			1	100%	1
CONEY ISLAND HOSPITAL		1			1
DALE MEDICAL CENTER		1			1
DELAWARE DIAGNOSTICS LABS			1	100%	1
JOHNS HOPKINS MEDICAL LABS			1	100%	1
LAKEWOOD RANCH ER 24/7			1	100%	1
MARION COUNTY HEALTH DEPARTMENT			1	100%	1
GIFFORD MEMORIAL HOSPITAL		1			1
GUTHRIE MEDICAL GROUP LABORATORIES		1			1
HIGHLANDS MEDICAL CENTER		1			1
ACCESS HEALTH CARE PHYSICIANS			1	100%	1
AFC URGENT CARE			1	100%	1
AMERICAN MEDICAL LABORATORIES			1	100%	1
MARYLAND DEPARTMENT OF HEALTH AND MENTAL HYGIENE			1	100%	1
MD NOW URGENT CARE CENTER INC.			1	100%	1
MISSOURI DEPARTMENT OF HEALTH AND SENIOR SERVICES - STATE PH LAB		1			1
BLOOD SYSTEMS LABORATORIES			1	100%	1
BLOUNT MEMORIAL HOSPITAL		1			1
CATHOLIC HEALTH SYSTEM DEPT LABORATORY		1			1
BAYCARE ALLIANT HOSPITAL			1	100%	1
BAYCARE OUTREACH LAB			1	100%	1
BIRMINGHAM VAMC		1			1
MEDICAL CENTER ENTERPRISE			1	100%	1
QUEST - HOUSTON LAB			1	100%	1
REDITUS LABORATORIES			1	100%	1
SOUTHWEST REGIONAL PCR LABORATORY			1	100%	1

Coronavirus: testing by laboratory

Data through Jul 9, 2020 verified as of Jul 10, 2020 at 09:25 AM

Data in this report are provisional and subject to change.

The numbers in the table below represent the number for whom test results were received by the Department of Health. A person can be tested by more than one laboratory and can have both positive and negative results. **Therefore, the sum of the numbers in each column will be larger than the total number of people tested.**

Reporting lab	Inconclusive	Negative	Positive	Percent positive	Total
PERDIDO URGENT CARE			1	100%	1
PHAROS HEALTH			1	100%	1
PRISMA HEALTH TUOMEY LABORATORY			1	100%	1
WARD MEMORIAL HOSPITAL		1			1
MEDICAL CLINIC OF HOUSTON			1	100%	1
MEDSTAR HARBOR HOSPITAL			1	100%	1
ST CHARLES HOSPITAL LABORATORY		1			1
ST. MARY MEDICAL CENTER		1			1
UCLA HEALTHCARE CLINICAL LABS			1	100%	1
PIEDMONT HOSPITAL LAB			1	100%	1
RIVERSIDE METHODIST HOSPITAL LAB			1	100%	1
ST VINCENT'S CHILTON		1			1
MIAMI CANCER INSTITUTE			1	100%	1
PEACHEALTH LABORATORIES		1			1
PHYSICIANS STAT			1	100%	1
NORTH RIVER FAMILY HEALTH CENTER			1	100%	1
NORTHSHORE UNIVERSITY HEALTHSYSTEM EVANSTON HOSPITAL LAB			1	100%	1
PEDIATRIC HEALTHCARE ALLIANCE			1	100%	1
TUFTS MEDICAL CENTER			1	100%	1
WILLIAM A HINTON STATE LABORATORY INSTITUTE			1	100%	1
NORTH CAROLINA STATE LABORATORY OF PUBLIC HEALTH, SPECTRUM LAB NETWORK			1	100%	1
Total	6,353	2,633,526	305,374	10%	2,945,253