

Coronavirus: summary for Alachua County

Data for Jun 6, 2020 (verified at 10 AM)

Data in this report are provisional and subject to change.

Confirmed cases		Cases confirmed in Florida residents per day														
Total cases	396															
Florida residents	377															
Non-Florida residents	19															
Gender for Florida residents																
Men	157															
Women	220															
Unknown	0															
Age for Florida residents																
Range	0 - 103															
Median age	46															
Race, ethnicity		Cases	Hospitalizations	Deaths	Outcomes for Florida residents											
White	152	40%	32	41%	3	38%	Alachua									
Hispanic	15	4%	0	0%	0	0%	Hospitalizations 79 (21% of all cases)									
Non-Hispanic	133	35%	31	39%	3	38%	Deaths 8 (2% of all cases)									
Unknown ethnicity	4	1%	1	1%	0	0%	Statewide									
Black	137	36%	40	51%	5	63%	Hospitalizations 10,891 (18% of all cases)									
Hispanic	1	0%	0	0%	0	0%	Deaths 2,688 (4% of all cases)									
Non-Hispanic	134	36%	38	48%	5	63%	Cases in facility staff/residents									
Unknown ethnicity	2	1%	2	3%	0	0%	Alachua									
Other	36	10%	2	3%	0	0%	Long-term care 69 (18% of all cases)									
Hispanic	22	6%	2	3%	0	0%	Correctional 3 (1% of all cases)									
Non-Hispanic	13	3%	0	0%	0	0%	Statewide									
Unknown ethnicity	1	0%	0	0%	0	0%	Long-term care 9,949 (16% of all cases)									
Unknown race	52	14%	5	6%	0	0%	Correctional 2,825 (5% of all cases)									
Hispanic	7	2%	0	0%	0	0%										
Non-Hispanic	0	0%	0	0%	0	0%										
Unknown ethnicity	45	12%	5	6%	0	0%										
Total	377		79		8											

Hospitalization counts include anyone who was hospitalized at some point during their illness. It does not reflect the number of people currently hospitalized.
Other race includes any person with a race of American Indian/Alaskan native, Asian, native Hawaiian/Pacific Islander, or other.

Laboratory testing for Florida residents and non-Florida residents over the past 2 weeks

Number and percent of positive labs

These counts include the number of people for whom the department received laboratory results by day. This percent is the number of people who test positive for the first time divided by all the people tested that day, excluding people who have previously tested positive.

Date	Number of negatives	Percent positive	Number of positives
5/23	837	0.5%	4
5/24	411	1.4%	6
5/25	252	0.4%	1
5/26	600	0.5%	3
5/27	1,089	0.2%	2
5/28	1,108	0.4%	5
5/29	440	0.2%	1
5/30	1,578	0.2%	3
5/31	316	0.3%	1
6/1	224	0.4%	1
6/2	939	0.1%	1
6/3	1,591	0.2%	3
6/4	896	0.2%	2
6/5	1,234	0.6%	7

Emergency department (ED) and freestanding ED (FSED) chief complaint and admission data for Alachua County

Daily percent of ED visits mentioning cough, fever, or shortness of breath

Weekly count of ED and FSED visits for influenza-like illness

Daily percent of ED visits resulting in cough-associated admissions

Weekly count of ED and FSED visits for COVID-like illness

The Electronic Surveillance System for the Early Notification of Community-Based Epidemics (ESSENCE-FL) includes chief complaint data from 211 of 212 Florida EDs and 74 of 79 Florida FSEDs. Data are transmitted electronically to ESSENCE-FL daily or hourly.

Coronavirus: summary for Baker County

Data for Jun 6, 2020 (verified at 10 AM)

Data in this report are provisional and subject to change.

Confirmed cases		Cases confirmed in Florida residents per day			
Total cases	29				
Florida residents	29				
Non-Florida residents	0				
Gender for Florida residents					
Men	11				
Women	18				
Unknown	0				
Age for Florida residents					
Range	20 - 97				
Median age	64				
Race, ethnicity		Cases	Hospitalizations	Deaths	
White	20	69%	7	64%	3
Hispanic	0	0%	0	0%	0
Non-Hispanic	20	69%	7	64%	3
Unknown ethnicity	0	0%	0	0%	0
Black	7	24%	2	18%	1
Hispanic	0	0%	0	0%	0
Non-Hispanic	6	21%	2	18%	1
Unknown ethnicity	1	3%	0	0%	0
Other	2	7%	2	18%	0
Hispanic	0	0%	0	0%	0
Non-Hispanic	2	7%	2	18%	0
Unknown ethnicity	0	0%	0	0%	0
Unknown race	0	0%	0	0%	0
Hispanic	0	0%	0	0%	0
Non-Hispanic	0	0%	0	0%	0
Unknown ethnicity	0	0%	0	0%	0
Total	29		11		4

Outcomes for Florida residents		
Baker		
Hospitalizations	11	(38% of all cases)
Deaths	4	(14% of all cases)
Statewide		
Hospitalizations	10,891	(18% of all cases)
Deaths	2,688	(4% of all cases)

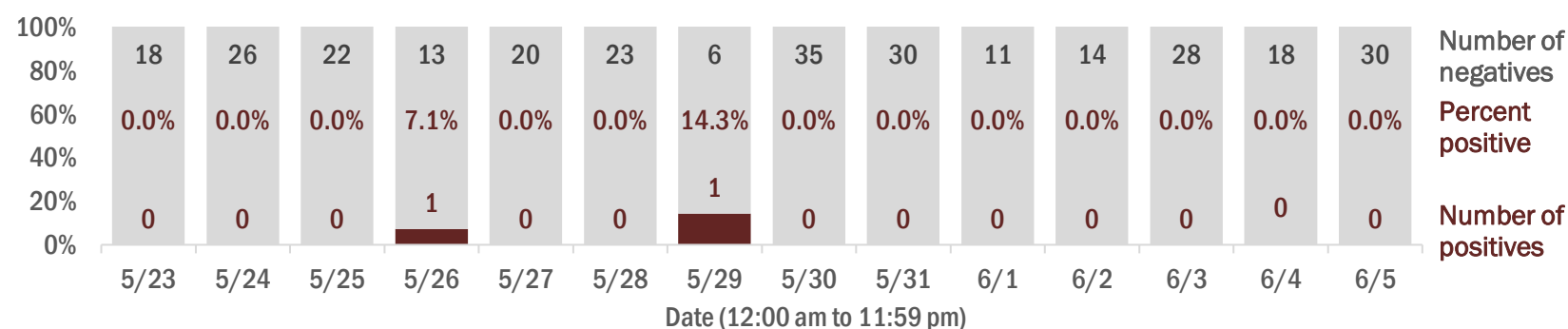
Cases in facility staff/residents		
Baker		
Long-term care	15	(52% of all cases)
Correctional	0	(0% of all cases)
Statewide		
Long-term care	9,949	(16% of all cases)
Correctional	2,825	(5% of all cases)

Hospitalization counts include anyone who was hospitalized at some point during their illness. It does not reflect the number of people currently hospitalized.
Other race includes any person with a race of American Indian/Alaskan native, Asian, native Hawaiian/Pacific Islander, or other.

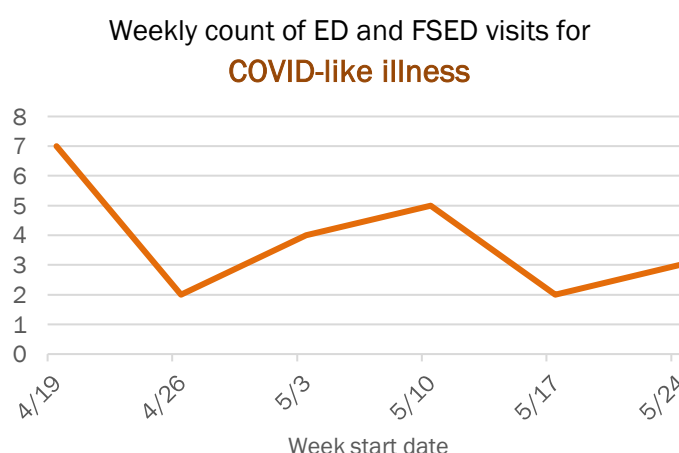
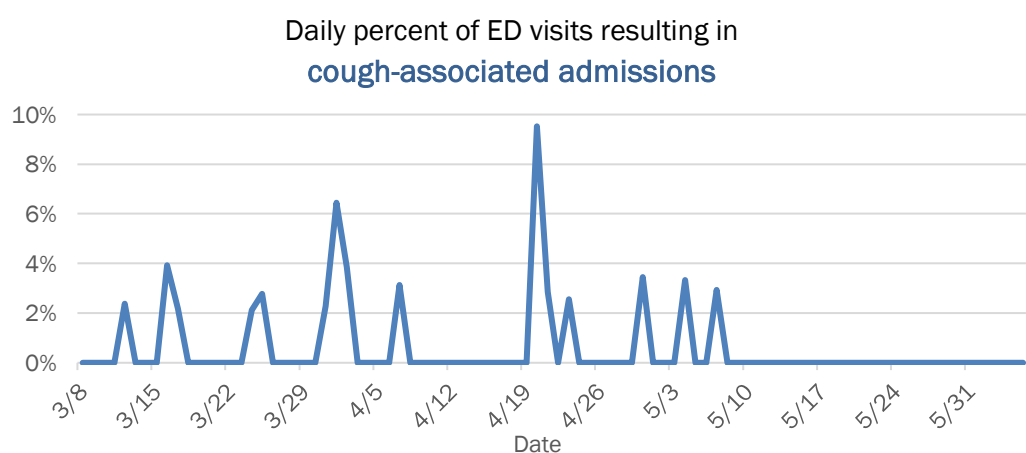
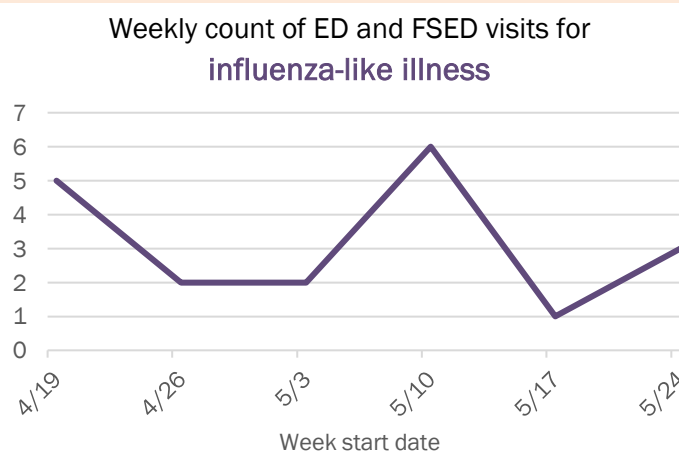
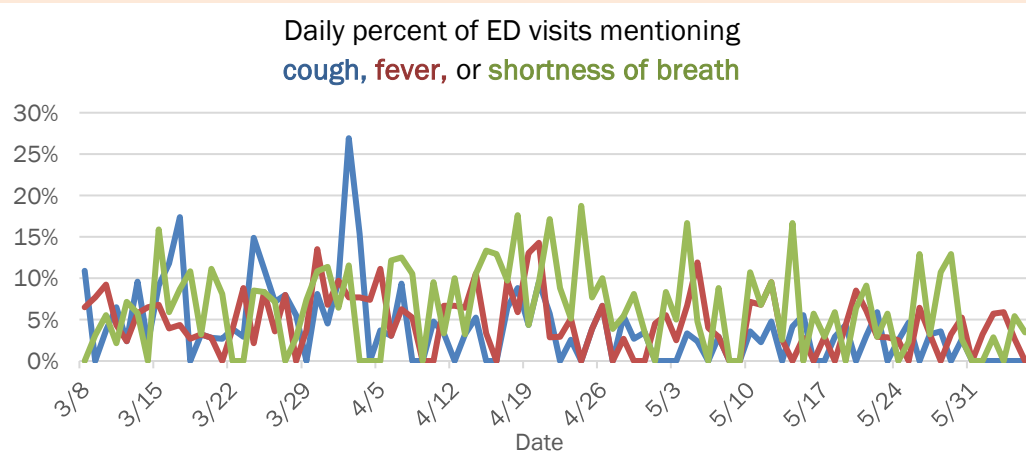
Laboratory testing for Florida residents and non-Florida residents over the past 2 weeks

Number and percent of positive labs

These counts include the number of people for whom the department received laboratory results by day. This percent is the number of people who test positive for the first time divided by all the people tested that day, excluding people who have previously tested positive.



Emergency department (ED) and freestanding ED (FSED) chief complaint and admission data for Baker County



The Electronic Surveillance System for the Early Notification of Community-Based Epidemics (ESSENCE-FL) includes chief complaint data from 211 of 212 Florida EDs and 74 of 79 Florida FSEDs. Data are transmitted electronically to ESSENCE-FL daily or hourly.

Coronavirus: summary for Bay County

Data for Jun 6, 2020 (verified at 10 AM)

Data in this report are provisional and subject to change.

Confirmed cases		Cases confirmed in Florida residents per day			
Total cases	123				
Florida residents	118				
Non-Florida residents	5				
Gender for Florida residents					
Men	69				
Women	49				
Unknown	0				
Age for Florida residents					
Range	2 - 93				
Median age	47				
Race, ethnicity		Cases	Hospitalizations	Deaths	
White	94	80%	8	62%	3
Hispanic	28	24%	1	8%	0
Non-Hispanic	64	54%	7	54%	3
Unknown ethnicity	2	2%	0	0%	0
Black	12	10%	3	23%	0
Hispanic	0	0%	0	0%	0
Non-Hispanic	12	10%	3	23%	0
Unknown ethnicity	0	0%	0	0%	0
Other	6	5%	2	15%	1
Hispanic	4	3%	1	8%	1
Non-Hispanic	1	1%	1	8%	0
Unknown ethnicity	1	1%	0	0%	0
Unknown race	6	5%	0	0%	0
Hispanic	0	0%	0	0%	0
Non-Hispanic	0	0%	0	0%	0
Unknown ethnicity	6	5%	0	0%	0
Total	118		13		4

Outcomes for Florida residents	
Bay	
Hospitalizations	13 (11% of all cases)
Deaths	4 (3% of all cases)
Statewide	
Hospitalizations	10,891 (18% of all cases)
Deaths	2,688 (4% of all cases)

Cases in facility staff/residents	
Bay	
Long-term care	7 (6% of all cases)
Correctional	4 (3% of all cases)
Statewide	
Long-term care	9,949 (16% of all cases)
Correctional	2,825 (5% of all cases)

Hospitalization counts include anyone who was hospitalized at some point during their illness. It does not reflect the number of people currently hospitalized.
Other race includes any person with a race of American Indian/Alaskan native, Asian, native Hawaiian/Pacific Islander, or other.

Laboratory testing for Florida residents and non-Florida residents over the past 2 weeks

Number and percent of positive labs

These counts include the number of people for whom the department received laboratory results by day. This percent is the number of people who test positive for the first time divided by all the people tested that day, excluding people who have previously tested positive.

Date	Number of negatives	Percent positive	Number of positives
5/23	88	1.1%	1
5/24	71	2.7%	2
5/25	34	0.0%	0
5/26	28	0.0%	0
5/27	65	0.0%	0
5/28	53	1.9%	1
5/29	40	0.0%	0
5/30	77	0.0%	0
5/31	32	3.0%	1
6/1	49	0.0%	0
6/2	135	2.9%	4
6/3	79	9.2%	8
6/4	91	1.1%	1
6/5	147	3.9%	6

Emergency department (ED) and freestanding ED (FSED) chief complaint and admission data for Bay County

Daily percent of ED visits mentioning cough, fever, or shortness of breath

Weekly count of ED and FSED visits for influenza-like illness

Daily percent of ED visits resulting in cough-associated admissions

Weekly count of ED and FSED visits for COVID-like illness

The Electronic Surveillance System for the Early Notification of Community-Based Epidemics (ESSENCE-FL) includes chief complaint data from 211 of 212 Florida EDs and 74 of 79 Florida FSEDs. Data are transmitted electronically to ESSENCE-FL daily or hourly.

Coronavirus: summary for Bradford County

Data for Jun 6, 2020 (verified at 10 AM)

Data in this report are provisional and subject to change.

Confirmed cases		Cases confirmed in Florida residents per day						
Total cases	52							
Florida residents	52							
Non-Florida residents	0							
Gender for Florida residents								
Men	11							
Women	41							
Unknown	0							
Age for Florida residents								
Range	8 - 107							
Median age	71							
Race, ethnicity	Cases	Hospitalizations		Deaths				
White	46	88%	9	82%	2	100%		
Hispanic	0	0%	0	0%	0	0%		
Non-Hispanic	46	88%	9	82%	2	100%		
Unknown ethnicity	0	0%	0	0%	0	0%		
Black	5	10%	1	9%	0	0%		
Hispanic	0	0%	0	0%	0	0%		
Non-Hispanic	5	10%	1	9%	0	0%		
Unknown ethnicity	0	0%	0	0%	0	0%		
Other	1	2%	1	9%	0	0%		
Hispanic	0	0%	0	0%	0	0%		
Non-Hispanic	1	2%	1	9%	0	0%		
Unknown ethnicity	0	0%	0	0%	0	0%		
Unknown race	0	0%	0	0%	0	0%		
Hispanic	0	0%	0	0%	0	0%		
Non-Hispanic	0	0%	0	0%	0	0%		
Unknown ethnicity	0	0%	0	0%	0	0%		
Total	52		11		2			

Outcomes for Florida residents

Bradford		
Hospitalizations	11	(21% of all cases)
Deaths	2	(4% of all cases)

Statewide

Hospitalizations	10,891	(18% of all cases)
Deaths	2,688	(4% of all cases)

Cases in facility staff/residents

Bradford		
Long-term care	28	(54% of all cases)
Correctional	0	(0% of all cases)

Statewide

Long-term care	9,949	(16% of all cases)
Correctional	2,825	(5% of all cases)

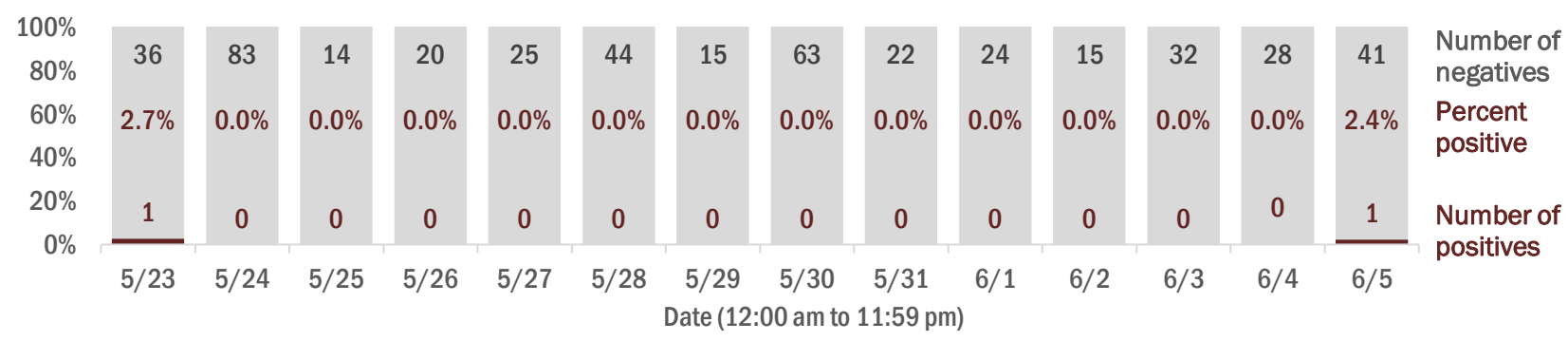
Hospitalization counts include anyone who was hospitalized at some point during their illness. It does not reflect the number of people currently hospitalized.

Other race includes any person with a race of American Indian/Alaskan native, Asian, native Hawaiian/Pacific Islander, or other.

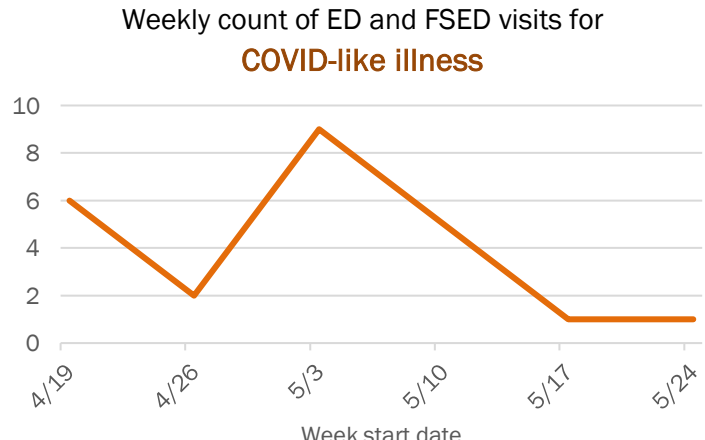
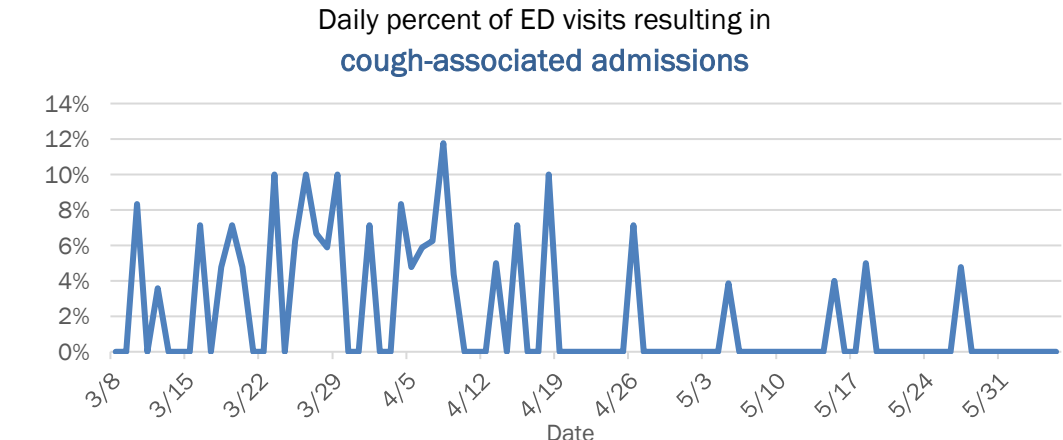
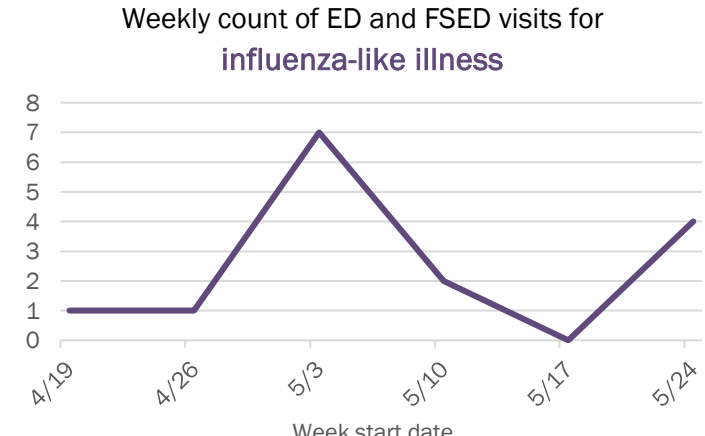
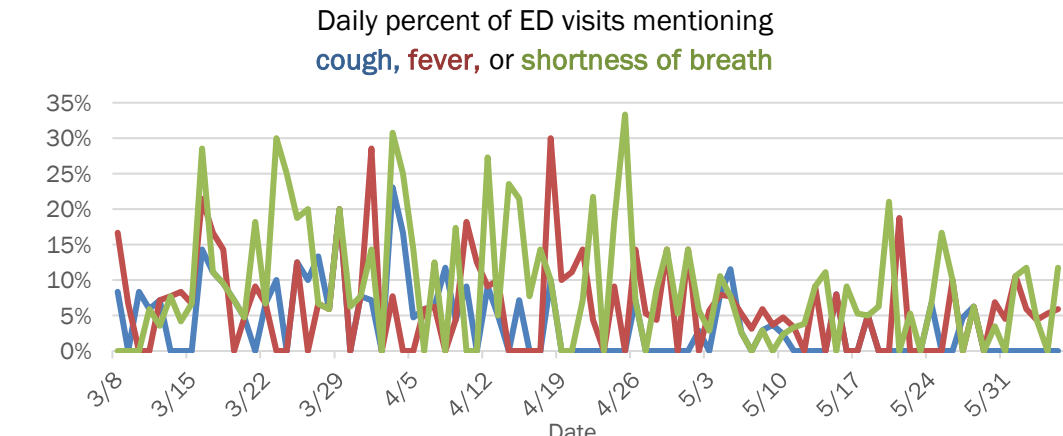
Laboratory testing for Florida residents and non-Florida residents over the past 2 weeks

Number and percent of positive labs

These counts include the number of people for whom the department received laboratory results by day. This percent is the number of people who test positive for the first time divided by all the people tested that day, excluding people who have previously tested positive.



Emergency department (ED) and freestanding ED (FSED) chief complaint and admission data for Bradford County



The Electronic Surveillance System for the Early Notification of Community-Based Epidemics (ESSENCE-FL) includes chief complaint data from 211 of 212 Florida EDs and 74 of 79 Florida FSEDs. Data are transmitted electronically to ESSENCE-FL daily or hourly.

Coronavirus: summary for Brevard County

Data for Jun 6, 2020 (verified at 10 AM)

Data in this report are provisional and subject to change.

Confirmed cases		Cases confirmed in Florida residents per day			
Total cases	453				
Florida residents	442				
Non-Florida residents	11				
Gender for Florida residents					
Men	205				
Women	237				
Unknown	0				
Age for Florida residents					
Range	0 - 99				
Median age	52				
Race, ethnicity		Cases	Hospitalizations	Deaths	Outcomes for Florida residents
White	329	74%	43	65%	Brevard
Hispanic	70	16%	6	9%	Hospitalizations 66 (15% of all cases)
Non-Hispanic	258	58%	37	56%	Deaths 13 (3% of all cases)
Unknown ethnicity	1	0%	0	0%	Statewide
Black	61	14%	12	18%	Hospitalizations 10,891 (18% of all cases)
Hispanic	5	1%	1	2%	Deaths 2,688 (4% of all cases)
Non-Hispanic	55	12%	10	15%	Cases in facility staff/residents
Unknown ethnicity	1	0%	1	2%	Brevard
Other	22	5%	9	14%	Long-term care 39 (9% of all cases)
Hispanic	9	2%	4	6%	Correctional 2 (0% of all cases)
Non-Hispanic	11	2%	5	8%	Statewide
Unknown ethnicity	2	0%	0	0%	Long-term care 9,949 (16% of all cases)
Unknown race	30	7%	2	3%	Correctional 2,825 (5% of all cases)
Hispanic	1	0%	1	2%	
Non-Hispanic	2	0%	0	0%	
Unknown ethnicity	27	6%	1	2%	
Total	442		66	13	

Hospitalization counts include anyone who was hospitalized at some point during their illness. It does not reflect the number of people currently hospitalized.
Other race includes any person with a race of American Indian/Alaskan native, Asian, native Hawaiian/Pacific Islander, or other.

Laboratory testing for Florida residents and non-Florida residents over the past 2 weeks

Number and percent of positive labs

These counts include the number of people for whom the department received laboratory results by day. This percent is the number of people who test positive for the first time divided by all the people tested that day, excluding people who have previously tested positive.

Date (12:00 am to 11:59 pm)	Number of negatives	Percent positive	Number of positives
5/23	395	0.8%	3
5/24	866	0.8%	7
5/25	481	0.0%	0
5/26	334	0.3%	1
5/27	411	0.5%	2
5/28	944	0.5%	5
5/29	269	2.9%	8
5/30	442	1.6%	7
5/31	566	0.5%	3
6/1	226	1.3%	3
6/2	500	0.2%	1
6/3	293	0.7%	2
6/4	299	2.3%	7
6/5	1,095	1.3%	14

Emergency department (ED) and freestanding ED (FSED) chief complaint and admission data for Brevard County

Daily percent of ED visits mentioning cough, fever, or shortness of breath

Weekly count of ED and FSED visits for influenza-like illness

Daily percent of ED visits resulting in cough-associated admissions

Weekly count of ED and FSED visits for COVID-like illness

The Electronic Surveillance System for the Early Notification of Community-Based Epidemics (ESSENCE-FL) includes chief complaint data from 211 of 212 Florida EDs and 74 of 79 Florida FSEDs. Data are transmitted electronically to ESSENCE-FL daily or hourly.

Coronavirus: summary for Broward County

Data for Jun 6, 2020 (verified at 10 AM)

Data in this report are provisional and subject to change.

Confirmed cases		Cases confirmed in Florida residents per day													
Total cases	7,690														
Florida residents	7,517														
Non-Florida residents	173														
Gender for Florida residents															
Men	3,695														
Women	3,821														
Unknown	1														
Age for Florida residents															
Range	0 - 102														
Median age	49														
Race, ethnicity		Cases	Hospitalizations	Deaths	Outcomes for Florida residents										
White	3,791	50%	689	44%	183	55%	Broward				Statewide				
Hispanic	1,976	26%	262	17%	30	9%	Hospitalizations	1,564	(21% of all cases)	Hospitalizations	10,891	(18% of all cases)			
Non-Hispanic	1,803	24%	427	27%	153	46%	Deaths	334	(4% of all cases)	Deaths	2,688	(4% of all cases)			
Unknown ethnicity	12	0%	0	0%	0	0%							Cases in facility staff/residents		
Black	2,769	37%	731	47%	123	37%	Broward				Statewide				
Hispanic	171	2%	45	3%	3	1%	Long-term care	1,019	(14% of all cases)	Long-term care	9,949	(16% of all cases)			
Non-Hispanic	2,585	34%	686	44%	120	36%	Correctional	156	(2% of all cases)	Correctional	2,825	(5% of all cases)			
Unknown ethnicity	13	0%	0	0%	0	0%									
Other	690	9%	135	9%	28	8%									
Hispanic	359	5%	61	4%	8	2%									
Non-Hispanic	330	4%	74	5%	20	6%									
Unknown ethnicity	1	0%	0	0%	0	0%									
Unknown race	267	4%	9	1%	0	0%									
Hispanic	31	0%	3	0%	0	0%									
Non-Hispanic	10	0%	3	0%	0	0%									
Unknown ethnicity	226	3%	3	0%	0	0%									
Total	7,517		1,564		334										

Hospitalization counts include anyone who was hospitalized at some point during their illness. It does not reflect the number of people currently hospitalized.
Other race includes any person with a race of American Indian/Alaskan native, Asian, native Hawaiian/Pacific Islander, or other.

Laboratory testing for Florida residents and non-Florida residents over the past 2 weeks

Number and percent of positive labs

These counts include the number of people for whom the department received laboratory results by day. This percent is the number of people who test positive for the first time divided by all the people tested that day, excluding people who have previously tested positive.

Date	Number of negatives	Percent positive	Number of positives
5/23	1,167	3.4%	41
5/24	3,555	2.1%	78
5/25	1,608	2.4%	39
5/26	994	3.4%	35
5/27	1,958	2.0%	39
5/28	4,306	2.3%	103
5/29	1,448	5.2%	79
5/30	2,697	2.5%	69
5/31	3,060	2.3%	72
6/1	763	6.3%	51
6/2	2,192	3.7%	84
6/3	3,853	2.6%	102
6/4	4,208	2.4%	105
6/5	2,831	3.3%	98

Emergency department (ED) and freestanding ED (FSED) chief complaint and admission data for Broward County

Daily percent of ED visits mentioning cough, fever, or shortness of breath

Weekly count of ED and FSED visits for influenza-like illness

Daily percent of ED visits resulting in cough-associated admissions

Weekly count of ED and FSED visits for COVID-like illness

The Electronic Surveillance System for the Early Notification of Community-Based Epidemics (ESSENCE-FL) includes chief complaint data from 211 of 212 Florida EDs and 74 of 79 Florida FSEDs. Data are transmitted electronically to ESSENCE-FL daily or hourly.

Coronavirus: summary for Calhoun County

Data for Jun 6, 2020 (verified at 10 AM)

Data in this report are provisional and subject to change.

Confirmed cases		Cases confirmed in Florida residents per day			
Total cases	64				
Florida residents	64				
Non-Florida residents	0				
Gender for Florida residents					
Men	15				
Women	49				
Unknown	0				
Age for Florida residents					
Range	20 - 99				
Median age	79				
Race, ethnicity		Cases	Hospitalizations	Deaths	
White	46	72%	4	67%	4
Hispanic	0	0%	0	0%	0
Non-Hispanic	42	66%	4	67%	4
Unknown ethnicity	4	6%	0	0%	0
Black	10	16%	2	33%	0
Hispanic	0	0%	0	0%	0
Non-Hispanic	9	14%	2	33%	0
Unknown ethnicity	1	2%	0	0%	0
Other	0	0%	0	0%	0
Hispanic	0	0%	0	0%	0
Non-Hispanic	0	0%	0	0%	0
Unknown ethnicity	0	0%	0	0%	0
Unknown race	8	13%	0	0%	0
Hispanic	0	0%	0	0%	0
Non-Hispanic	1	2%	0	0%	0
Unknown ethnicity	7	11%	0	0%	0
Total	64		6		4

Outcomes for Florida residents	
Calhoun	
Hospitalizations	6 (9% of all cases)
Deaths	4 (6% of all cases)
Statewide	
Hospitalizations	10,891 (18% of all cases)
Deaths	2,688 (4% of all cases)

Cases in facility staff/residents	
Calhoun	
Long-term care	57 (89% of all cases)
Correctional	2 (3% of all cases)
Statewide	
Long-term care	9,949 (16% of all cases)
Correctional	2,825 (5% of all cases)

Hospitalization counts include anyone who was hospitalized at some point during their illness. It does not reflect the number of people currently hospitalized.
Other race includes any person with a race of American Indian/Alaskan native, Asian, native Hawaiian/Pacific Islander, or other.

Laboratory testing for Florida residents and non-Florida residents over the past 2 weeks

Number and percent of positive labs

These counts include the number of people for whom the department received laboratory results by day. This percent is the number of people who test positive for the first time divided by all the people tested that day, excluding people who have previously tested positive.

Date	Number of positives	Percent positive	Number of negatives
5/23	0	0.0%	8
5/24	0	0.0%	10
5/25	0	0.0%	10
5/26	0	0.0%	3
5/27	0	0.0%	4
5/28	1	11.1%	8
5/29	0	0.0%	0
5/30	5	50.0%	5
5/31	0	0.0%	40
6/1	1	33.3%	2
6/2	0	0.0%	5
6/3	0	0.0%	9
6/4	1	12.5%	7
6/5	1	9.1%	10

Emergency department (ED) and freestanding ED (FSED) chief complaint and admission data for Calhoun County

Daily percent of ED visits mentioning cough, fever, or shortness of breath

Weekly count of ED and FSED visits for influenza-like illness

Daily percent of ED visits resulting in cough-associated admissions

Weekly count of ED and FSED visits for COVID-like illness

The Electronic Surveillance System for the Early Notification of Community-Based Epidemics (ESSENCE-FL) includes chief complaint data from 211 of 212 Florida EDs and 74 of 79 Florida FSEDs. Data are transmitted electronically to ESSENCE-FL daily or hourly.

Coronavirus: summary for Charlotte County

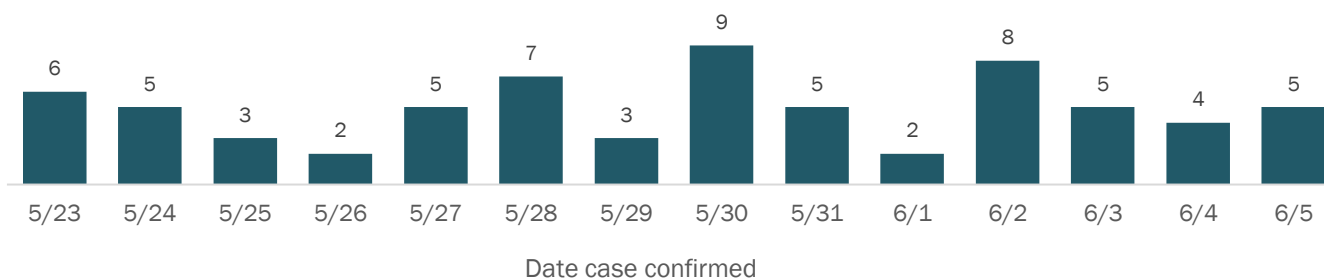
Data for Jun 6, 2020 (verified at 10 AM)

Data in this report are provisional and subject to change.

Confirmed cases

Total cases	488
Florida residents	486
Non-Florida residents	2
Gender for Florida residents	
Men	185
Women	301
Unknown	0
Age for Florida residents	
Range	0 - 101
Median age	66

Cases confirmed in Florida residents per day



Race, ethnicity	Cases	Hospitalizations	Deaths
White	397	107	61
Hispanic	22	3	1
Non-Hispanic	365	102	60
Unknown ethnicity	10	2	0
Black	53	12	6
Hispanic	1	0	0
Non-Hispanic	51	12	6
Unknown ethnicity	1	0	0
Other	10	3	0
Hispanic	2	0	0
Non-Hispanic	8	3	0
Unknown ethnicity	0	0	0
Unknown race	26	8	5
Hispanic	0	0	0
Non-Hispanic	1	0	1
Unknown ethnicity	25	8	4
Total	486	130	72

Outcomes for Florida residents

Charlotte		
Hospitalizations	130	(27% of all cases)
Deaths	72	(15% of all cases)

Statewide

Hospitalizations	10,891	(18% of all cases)
Deaths	2,688	(4% of all cases)

Cases in facility staff/residents

Charlotte		
Long-term care	218	(45% of all cases)
Correctional	3	(1% of all cases)

Statewide

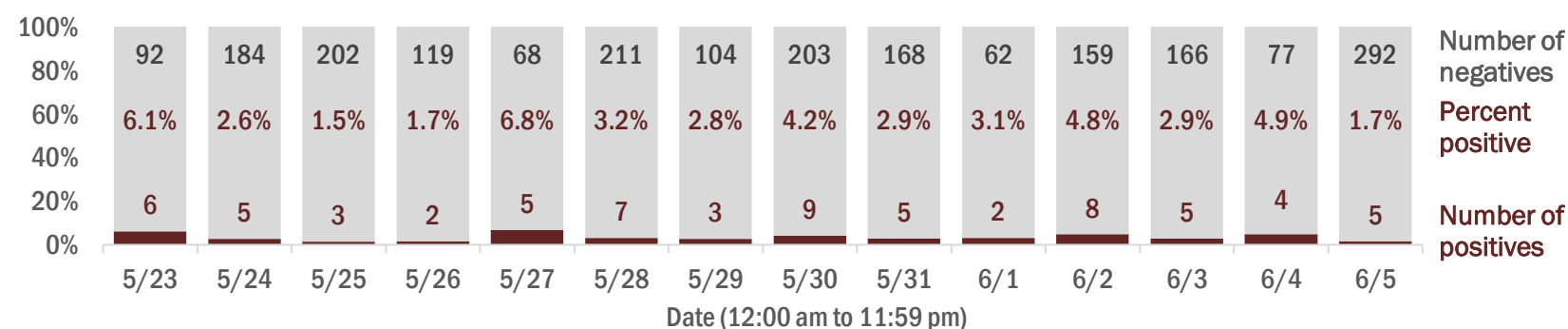
Long-term care	9,949	(16% of all cases)
Correctional	2,825	(5% of all cases)

Hospitalization counts include anyone who was hospitalized at some point during their illness. It does not reflect the number of people currently hospitalized.
Other race includes any person with a race of American Indian/Alaskan native, Asian, native Hawaiian/Pacific Islander, or other.

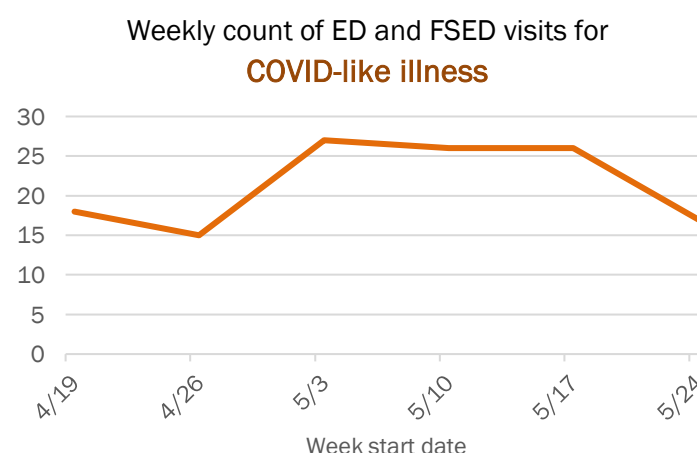
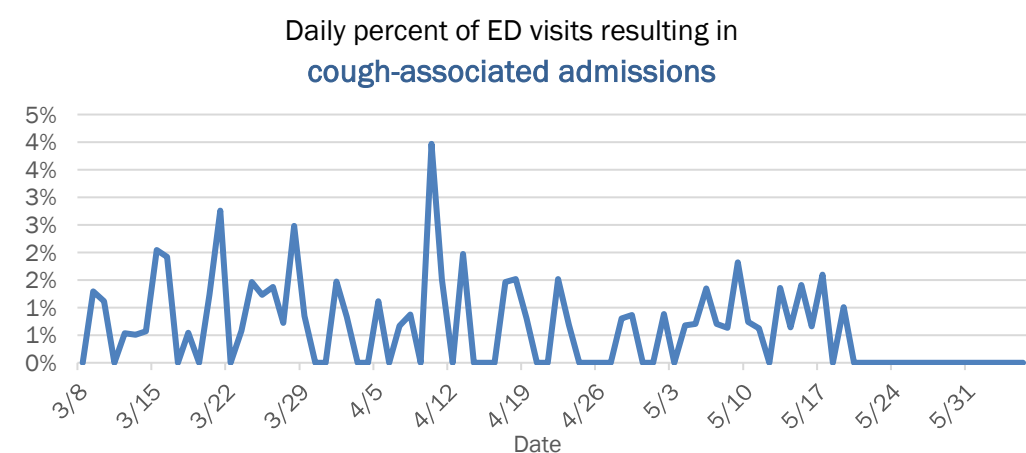
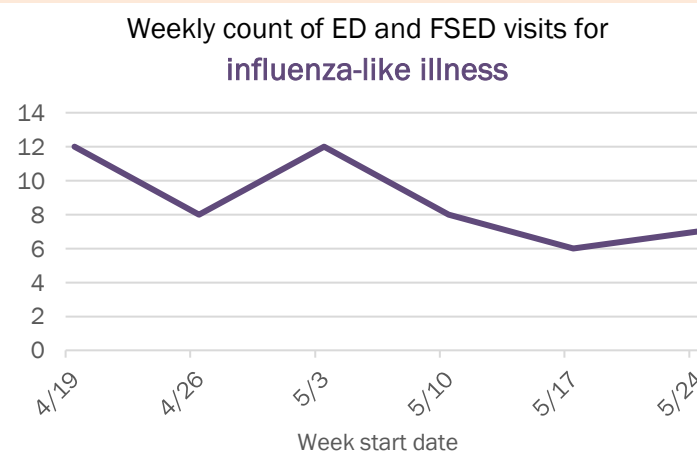
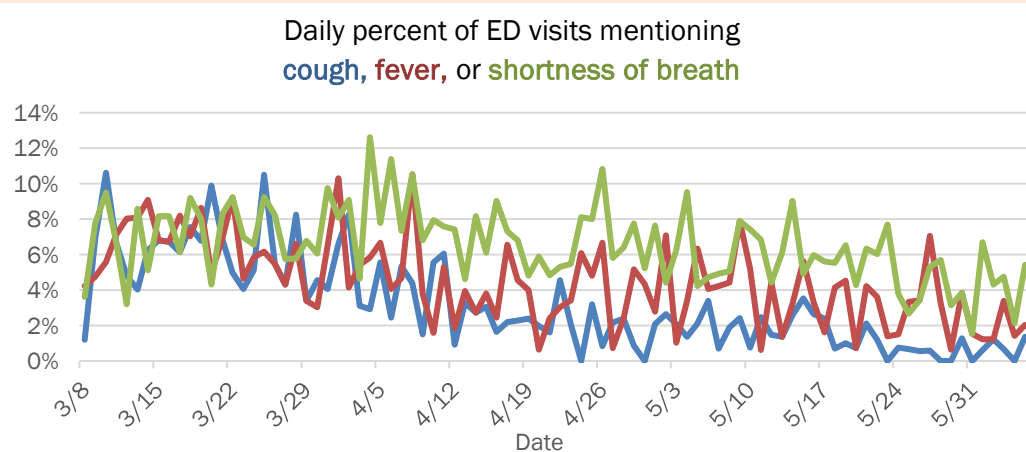
Laboratory testing for Florida residents and non-Florida residents over the past 2 weeks

Number and percent of positive labs

These counts include the number of people for whom the department received laboratory results by day. This percent is the number of people who test positive for the first time divided by all the people tested that day, excluding people who have previously tested positive.



Emergency department (ED) and freestanding ED (FSED) chief complaint and admission data for Charlotte County



The Electronic Surveillance System for the Early Notification of Community-Based Epidemics (ESSENCE-FL) includes chief complaint data from 211 of 212 Florida EDs and 74 of 79 Florida FSEDs. Data are transmitted electronically to ESSENCE-FL daily or hourly.

Coronavirus: summary for Citrus County

Data for Jun 6, 2020 (verified at 10 AM)

Data in this report are provisional and subject to change.

Confirmed cases		Cases confirmed in Florida residents per day	
Total cases	125		
Florida residents	125		
Non-Florida residents	0		
Gender for Florida residents			
Men	64		
Women	61		
Unknown	0		
Age for Florida residents			
Range	0 - 97		
Median age	60		
Race, ethnicity			
White	87	70%	30
Hispanic	7	6%	1
Non-Hispanic	78	62%	29
Unknown ethnicity	2	2%	0
Black	3	2%	0
Hispanic	0	0%	0
Non-Hispanic	3	2%	0
Unknown ethnicity	0	0%	0
Other	11	9%	0
Hispanic	4	3%	0
Non-Hispanic	6	5%	0
Unknown ethnicity	1	1%	0
Unknown race	24	19%	3
Hispanic	3	2%	0
Non-Hispanic	0	0%	0
Unknown ethnicity	21	17%	3
Total	125		33
			12

Outcomes for Florida residents	
Citrus	
Hospitalizations	33 (26% of all cases)
Deaths	12 (10% of all cases)
Statewide	
Hospitalizations	10,891 (18% of all cases)
Deaths	2,688 (4% of all cases)

Cases in facility staff/residents	
Citrus	
Long-term care	9 (7% of all cases)
Correctional	3 (2% of all cases)
Statewide	
Long-term care	9,949 (16% of all cases)
Correctional	2,825 (5% of all cases)

Hospitalization counts include anyone who was hospitalized at some point during their illness. It does not reflect the number of people currently hospitalized.
Other race includes any person with a race of American Indian/Alaskan native, Asian, native Hawaiian/Pacific Islander, or other.

Laboratory testing for Florida residents and non-Florida residents over the past 2 weeks

Number and percent of positive labs

These counts include the number of people for whom the department received laboratory results by day. This percent is the number of people who test positive for the first time divided by all the people tested that day, excluding people who have previously tested positive.

Date (12:00 am to 11:59 pm)	Number of negatives	Percent positive	Number of positives
5/23	86	0.0%	0
5/24	256	0.4%	1
5/25	72	0.0%	0
5/26	97	0.0%	0
5/27	99	0.0%	0
5/28	200	0.5%	1
5/29	75	1.3%	1
5/30	114	0.0%	0
5/31	87	1.1%	1
6/1	69	0.0%	0
6/2	169	0.0%	0
6/3	149	0.0%	0
6/4	183	1.6%	3
6/5	1,060	0.0%	0

Emergency department (ED) and freestanding ED (FSED) chief complaint and admission data for Citrus County

Daily percent of ED visits mentioning cough, fever, or shortness of breath

Weekly count of ED and FSED visits for influenza-like illness

Daily percent of ED visits resulting in cough-associated admissions

Weekly count of ED and FSED visits for COVID-like illness

The Electronic Surveillance System for the Early Notification of Community-Based Epidemics (ESSENCE-FL) includes chief complaint data from 211 of 212 Florida EDs and 74 of 79 Florida FSEDs. Data are transmitted electronically to ESSENCE-FL daily or hourly.

Coronavirus: summary for Clay County

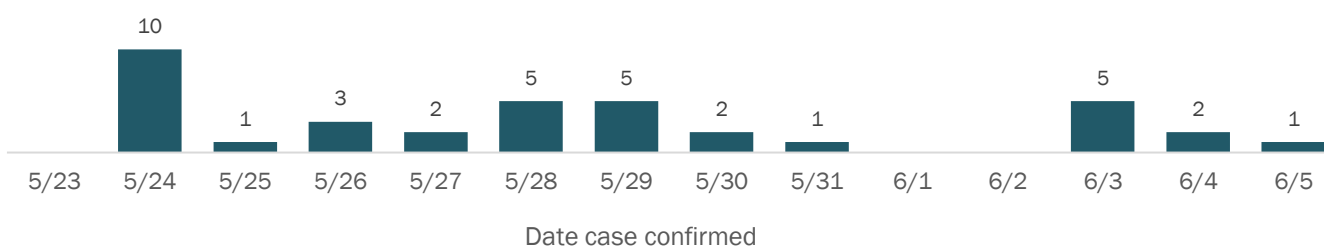
Data for Jun 6, 2020 (verified at 10 AM)

Data in this report are provisional and subject to change.

Confirmed cases

Total cases	396
Florida residents	393
Non-Florida residents	3
Gender for Florida residents	
Men	161
Women	232
Unknown	0
Age for Florida residents	
Range	6 - 95
Median age	59

Cases confirmed in Florida residents per day



Race, ethnicity	Cases	Hospitalizations	Deaths
White	231 (59%)	60 (65%)	22 (69%)
Hispanic	19 (5%)	6 (6%)	3 (9%)
Non-Hispanic	205 (52%)	53 (57%)	18 (56%)
Unknown ethnicity	7 (2%)	1 (1%)	1 (3%)
Black	80 (20%)	24 (26%)	6 (19%)
Hispanic	3 (1%)	1 (1%)	0 (0%)
Non-Hispanic	71 (18%)	23 (25%)	6 (19%)
Unknown ethnicity	6 (2%)	0 (0%)	0 (0%)
Other	34 (9%)	6 (6%)	3 (9%)
Hispanic	7 (2%)	1 (1%)	0 (0%)
Non-Hispanic	26 (7%)	5 (5%)	3 (9%)
Unknown ethnicity	1 (0%)	0 (0%)	0 (0%)
Unknown race	48 (12%)	3 (3%)	1 (3%)
Hispanic	0 (0%)	0 (0%)	0 (0%)
Non-Hispanic	2 (1%)	0 (0%)	0 (0%)
Unknown ethnicity	46 (12%)	3 (3%)	1 (3%)
Total	393	93	32

Outcomes for Florida residents

Clay		
Hospitalizations	93	(24% of all cases)
Deaths	32	(8% of all cases)

Statewide

Hospitalizations	10,891	(18% of all cases)
Deaths	2,688	(4% of all cases)

Cases in facility staff/residents

Clay		
Long-term care	191	(49% of all cases)
Correctional	1	(0% of all cases)

Statewide

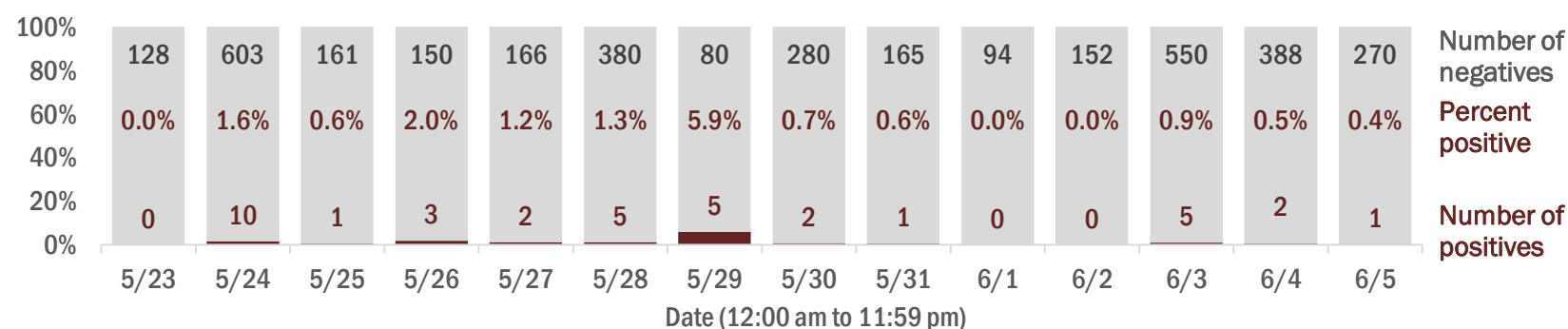
Long-term care	9,949	(16% of all cases)
Correctional	2,825	(5% of all cases)

Hospitalization counts include anyone who was hospitalized at some point during their illness. It does not reflect the number of people currently hospitalized.
Other race includes any person with a race of American Indian/Alaskan native, Asian, native Hawaiian/Pacific Islander, or other.

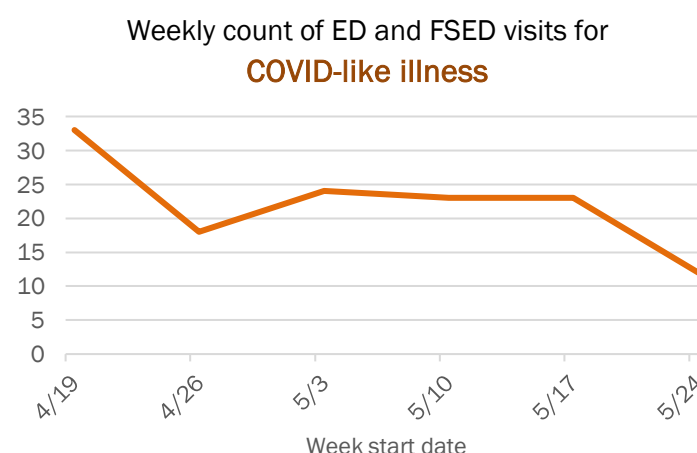
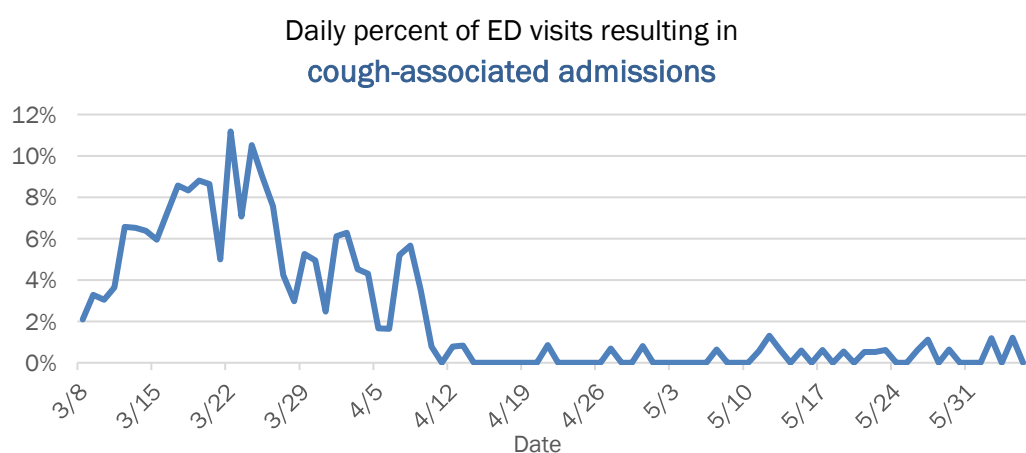
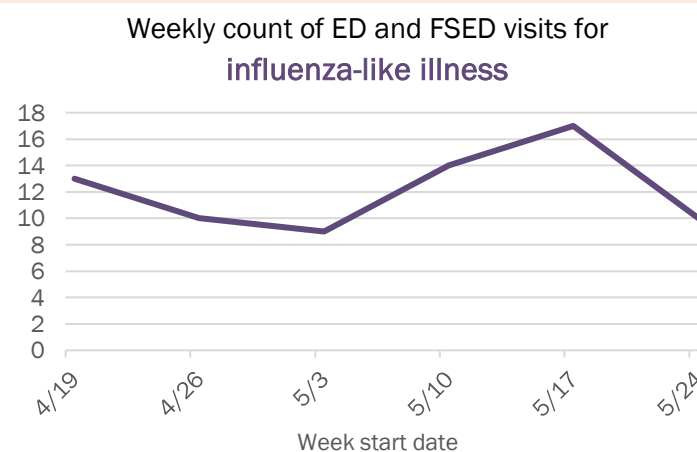
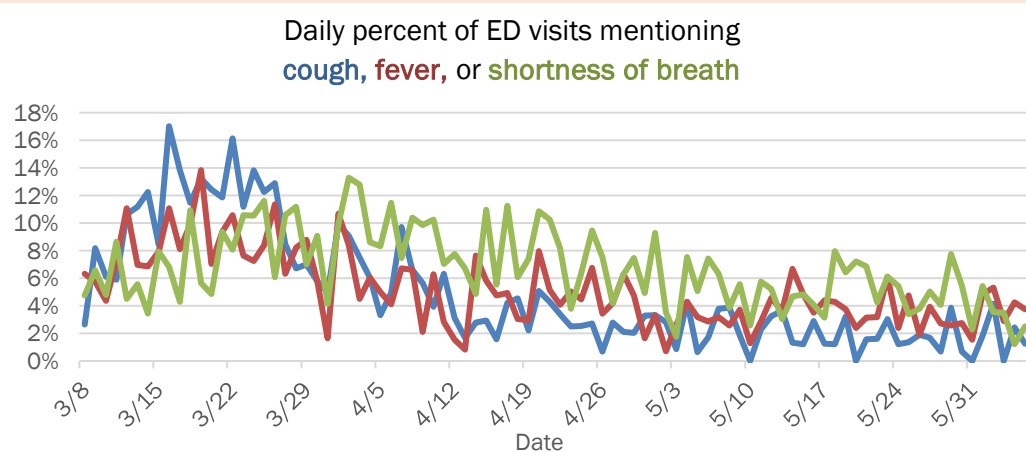
Laboratory testing for Florida residents and non-Florida residents over the past 2 weeks

Number and percent of positive labs

These counts include the number of people for whom the department received laboratory results by day. This percent is the number of people who test positive for the first time divided by all the people tested that day, excluding people who have previously tested positive.



Emergency department (ED) and freestanding ED (FSED) chief complaint and admission data for Clay County



The Electronic Surveillance System for the Early Notification of Community-Based Epidemics (ESSENCE-FL) includes chief complaint data from 211 of 212 Florida EDs and 74 of 79 Florida FSEDs. Data are transmitted electronically to ESSENCE-FL daily or hourly.

Coronavirus: summary for Collier County

Data for Jun 6, 2020 (verified at 10 AM)

Data in this report are provisional and subject to change.

Confirmed cases

Total cases	1,968
Florida residents	1,892
Non-Florida residents	76

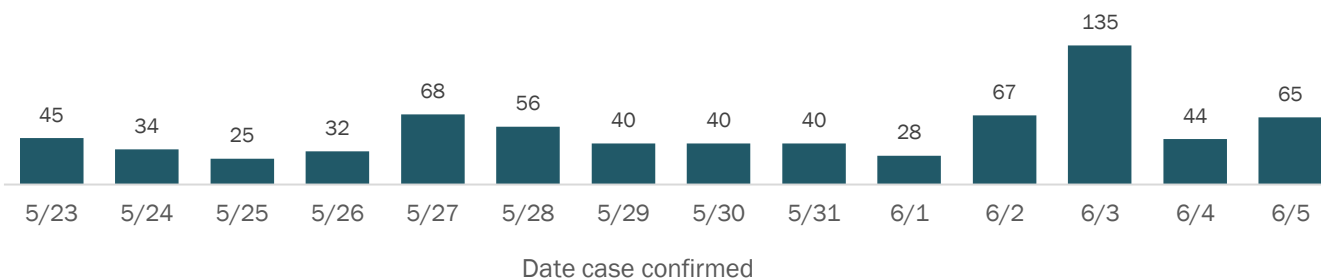
Gender for Florida residents

Men	966
Women	926
Unknown	0

Age for Florida residents

Range	0 - 101
Median age	44

Cases confirmed in Florida residents per day



Race, ethnicity	Cases	Hospitalizations	Deaths
White	1,143	166	44
Hispanic	730	74	8
Non-Hispanic	369	92	34
Unknown ethnicity	44	0	2
Black	103	23	5
Hispanic	3	1	0
Non-Hispanic	99	22	4
Unknown ethnicity	1	0	1
Other	180	25	2
Hispanic	153	20	1
Non-Hispanic	20	5	0
Unknown ethnicity	7	0	1
Unknown race	466	19	5
Hispanic	85	4	0
Non-Hispanic	13	1	0
Unknown ethnicity	368	14	5
Total	1,892	233	56

Outcomes for Florida residents

Collier		
Hospitalizations	233	(12% of all cases)
Deaths	56	(3% of all cases)

Statewide

Hospitalizations	10,891	(18% of all cases)
Deaths	2,688	(4% of all cases)

Cases in facility staff/residents

Collier		
Long-term care	184	(10% of all cases)
Correctional	2	(0% of all cases)

Statewide

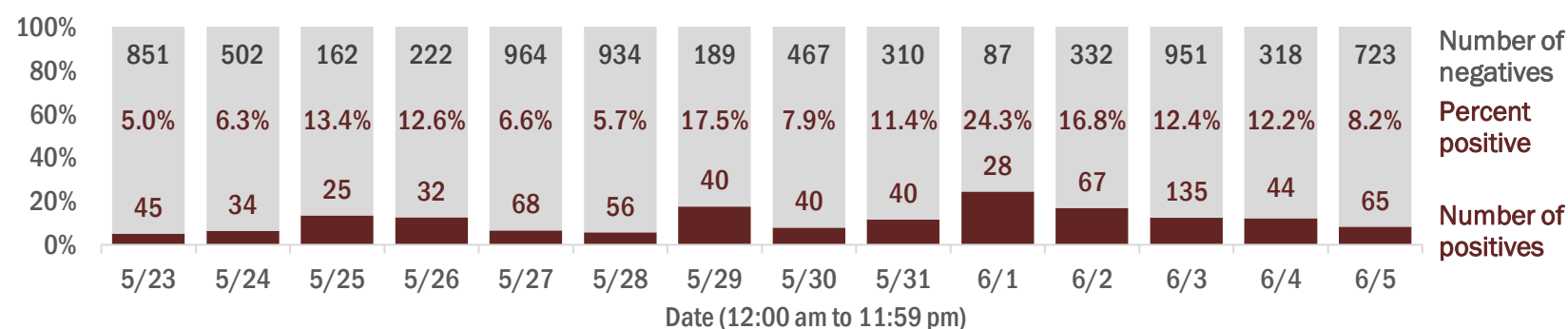
Long-term care	9,949	(16% of all cases)
Correctional	2,825	(5% of all cases)

Hospitalization counts include anyone who was hospitalized at some point during their illness. It does not reflect the number of people currently hospitalized.
Other race includes any person with a race of American Indian/Alaskan native, Asian, native Hawaiian/Pacific Islander, or other.

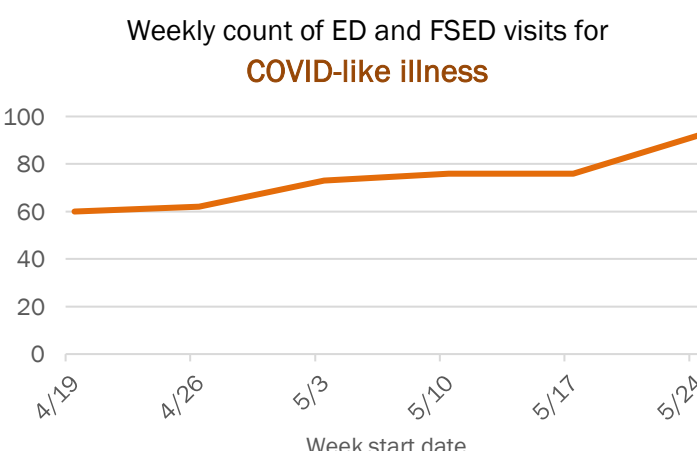
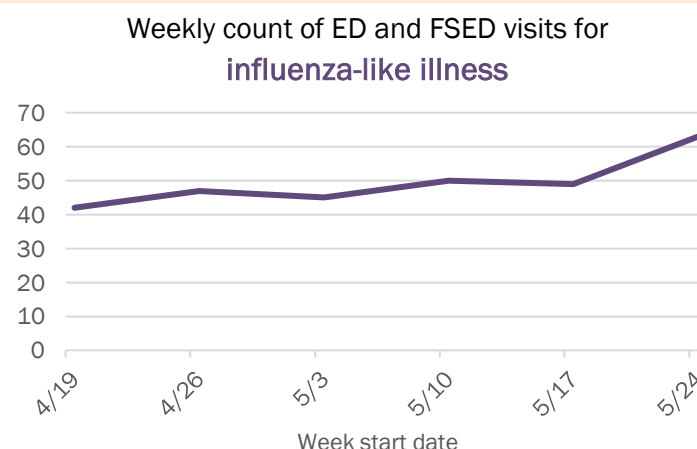
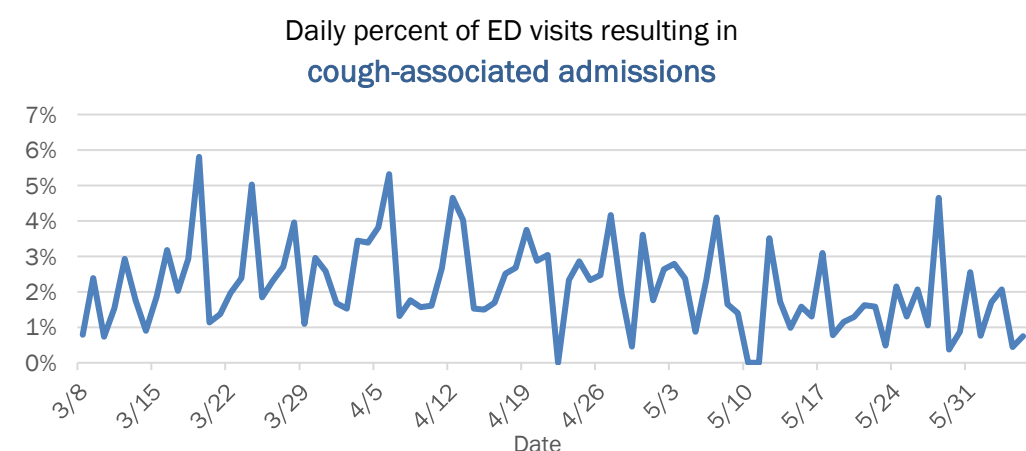
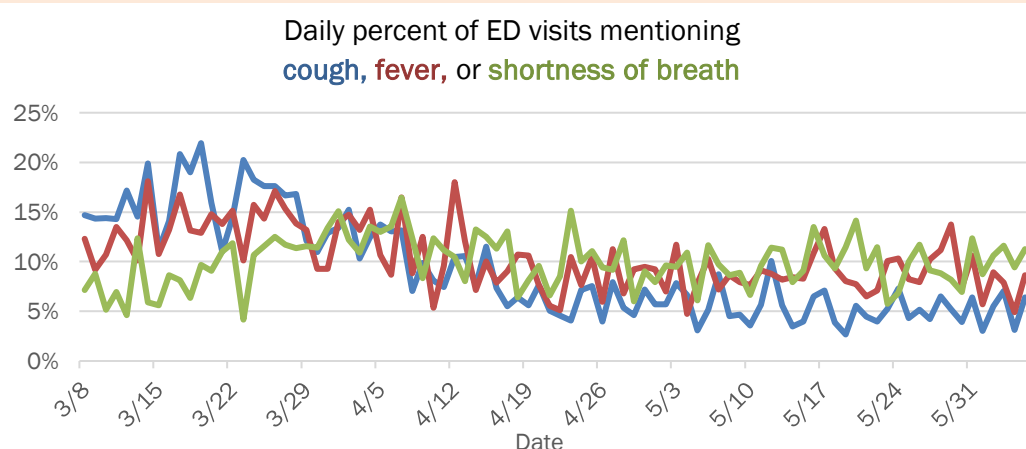
Laboratory testing for Florida residents and non-Florida residents over the past 2 weeks

Number and percent of positive labs

These counts include the number of people for whom the department received laboratory results by day. This percent is the number of people who test positive for the first time divided by all the people tested that day, excluding people who have previously tested positive.



Emergency department (ED) and freestanding ED (FSED) chief complaint and admission data for Collier County



The Electronic Surveillance System for the Early Notification of Community-Based Epidemics (ESSENCE-FL) includes chief complaint data from 211 of 212 Florida EDs and 74 of 79 Florida FSEDs. Data are transmitted electronically to ESSENCE-FL daily or hourly.

Coronavirus: summary for Columbia County

Data for Jun 6, 2020 (verified at 10 AM)

Data in this report are provisional and subject to change.

Confirmed cases		Cases confirmed in Florida residents per day													
Total cases	171														
Florida residents	169														
Non-Florida residents	2														
Gender for Florida residents															
Men	84														
Women	85														
Unknown	0														
Age for Florida residents															
Range	0 - 97														
Median age	41														
		Date case confirmed													
		5/23	5/24	5/25	5/26	5/27	5/28	5/29	5/30	5/31	6/1	6/2	6/3	6/4	6/5
		2	5		4	2	3	4	1	3		4	6	7	3

Race, ethnicity	Cases	Hospitalizations	Deaths
White	79 (47%)	7 (47%)	1 (50%)
Hispanic	6 (4%)	1 (7%)	0 (0%)
Non-Hispanic	69 (41%)	6 (40%)	1 (50%)
Unknown ethnicity	4 (2%)	0 (0%)	0 (0%)
Black	76 (45%)	7 (47%)	0 (0%)
Hispanic	2 (1%)	0 (0%)	0 (0%)
Non-Hispanic	74 (44%)	7 (47%)	0 (0%)
Unknown ethnicity	0 (0%)	0 (0%)	0 (0%)
Other	11 (7%)	1 (7%)	1 (50%)
Hispanic	6 (4%)	1 (7%)	1 (50%)
Non-Hispanic	5 (3%)	0 (0%)	0 (0%)
Unknown ethnicity	0 (0%)	0 (0%)	0 (0%)
Unknown race	3 (2%)	0 (0%)	0 (0%)
Hispanic	0 (0%)	0 (0%)	0 (0%)
Non-Hispanic	0 (0%)	0 (0%)	0 (0%)
Unknown ethnicity	3 (2%)	0 (0%)	0 (0%)
Total	169	15	2

Outcomes for Florida residents	
Columbia	
Hospitalizations	15 (9% of all cases)
Deaths	2 (1% of all cases)
Statewide	
Hospitalizations	10,891 (18% of all cases)
Deaths	2,688 (4% of all cases)

Cases in facility staff/residents	
Columbia	
Long-term care	17 (10% of all cases)
Correctional	26 (15% of all cases)
Statewide	
Long-term care	9,949 (16% of all cases)
Correctional	2,825 (5% of all cases)

Hospitalization counts include anyone who was hospitalized at some point during their illness. It does not reflect the number of people currently hospitalized.
Other race includes any person with a race of American Indian/Alaskan native, Asian, native Hawaiian/Pacific Islander, or other.

Laboratory testing for Florida residents and non-Florida residents over the past 2 weeks

Number and percent of positive labs

These counts include the number of people for whom the department received laboratory results by day. This percent is the number of people who test positive for the first time divided by all the people tested that day, excluding people who have previously tested positive.

Date (12:00 am to 11:59 pm)	Number of negatives	Percent positive	Number of positives
5/23	54	3.6%	2
5/24	226	2.2%	5
5/25	62	0.0%	0
5/26	45	8.2%	4
5/27	89	2.2%	2
5/28	97	3.0%	3
5/29	54	6.9%	4
5/30	142	0.7%	1
5/31	54	5.3%	3
6/1	30	0.0%	0
6/2	70	5.4%	4
6/3	82	6.8%	6
6/4	97	6.7%	7
6/5	184	1.6%	3

Emergency department (ED) and freestanding ED (FSED) chief complaint and admission data for Columbia County

Daily percent of ED visits mentioning cough, fever, or shortness of breath

Weekly count of ED and FSED visits for influenza-like illness

Daily percent of ED visits resulting in cough-associated admissions

Weekly count of ED and FSED visits for COVID-like illness

The Electronic Surveillance System for the Early Notification of Community-Based Epidemics (ESSENCE-FL) includes chief complaint data from 211 of 212 Florida EDs and 74 of 79 Florida FSEDs. Data are transmitted electronically to ESSENCE-FL daily or hourly.

Coronavirus: summary for Dade County

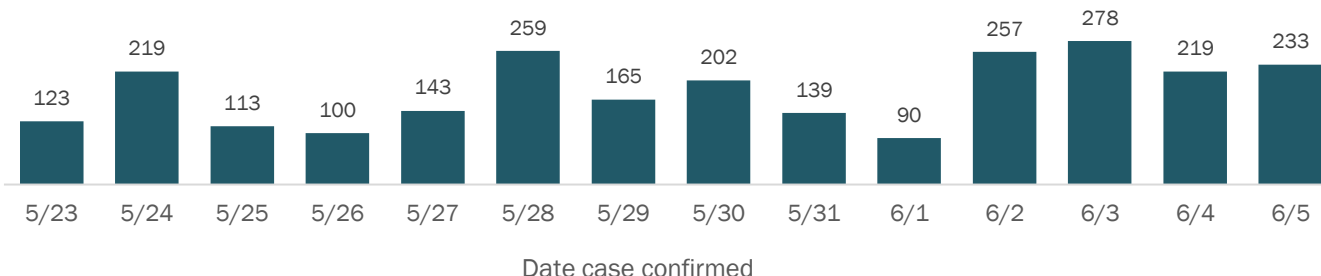
Data for Jun 6, 2020 (verified at 10 AM)

Data in this report are provisional and subject to change.

Confirmed cases

Total cases	19,299
Florida residents	19,104
Non-Florida residents	195
Gender for Florida residents	
Men	9,555
Women	9,541
Unknown	8
Age for Florida residents	
Range	0 - 108
Median age	49

Cases confirmed in Florida residents per day



Race, ethnicity	Cases	Hospitalizations	Deaths
White	10,538	2,088	521
Hispanic	8,821	1,751	393
Non-Hispanic	1,249	279	97
Unknown ethnicity	468	58	31
Black	3,074	775	188
Hispanic	324	89	12
Non-Hispanic	2,542	650	168
Unknown ethnicity	208	36	8
Other	932	131	21
Hispanic	523	70	8
Non-Hispanic	268	52	11
Unknown ethnicity	141	9	2
Unknown race	4,560	141	35
Hispanic	652	39	5
Non-Hispanic	88	15	1
Unknown ethnicity	3,820	87	29
Total	19,104	3,135	765

Outcomes for Florida residents

Dade		
Hospitalizations	3,135	(16% of all cases)
Deaths	765	(4% of all cases)

Statewide		
Hospitalizations	10,891	(18% of all cases)
Deaths	2,688	(4% of all cases)

Cases in facility staff/residents

Dade		
Long-term care	2,755	(14% of all cases)
Correctional	942	(5% of all cases)

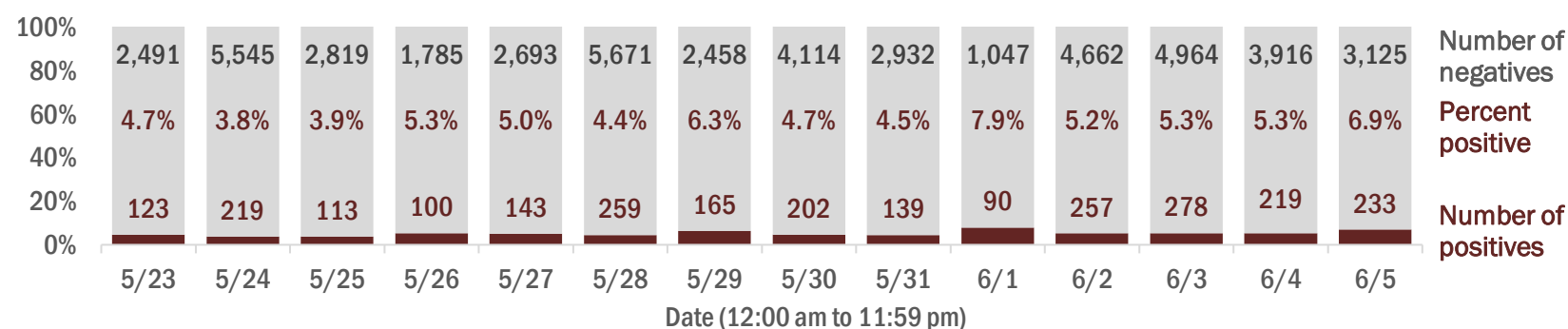
Statewide		
Long-term care	9,949	(16% of all cases)
Correctional	2,825	(5% of all cases)

Hospitalization counts include anyone who was hospitalized at some point during their illness. It does not reflect the number of people currently hospitalized.
Other race includes any person with a race of American Indian/Alaskan native, Asian, native Hawaiian/Pacific Islander, or other.

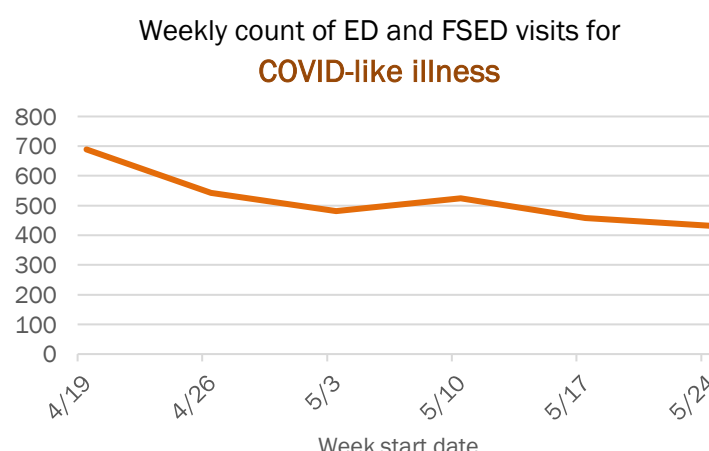
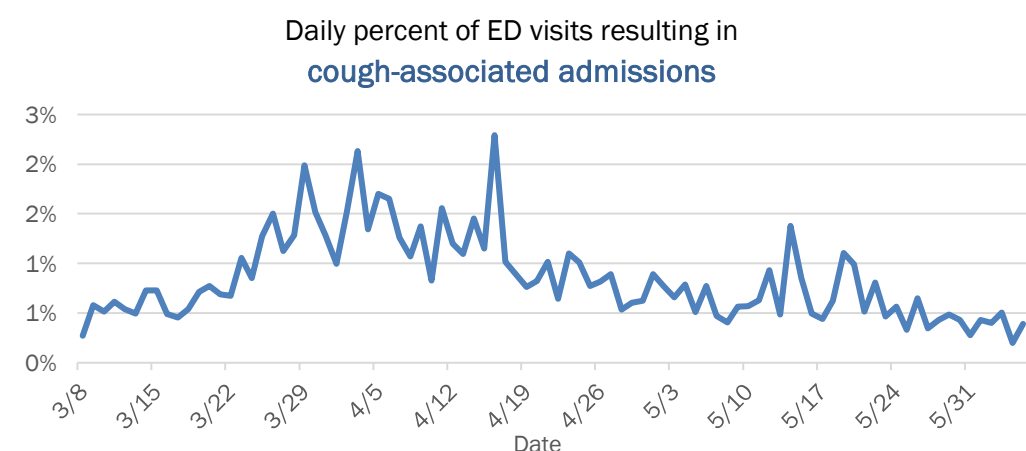
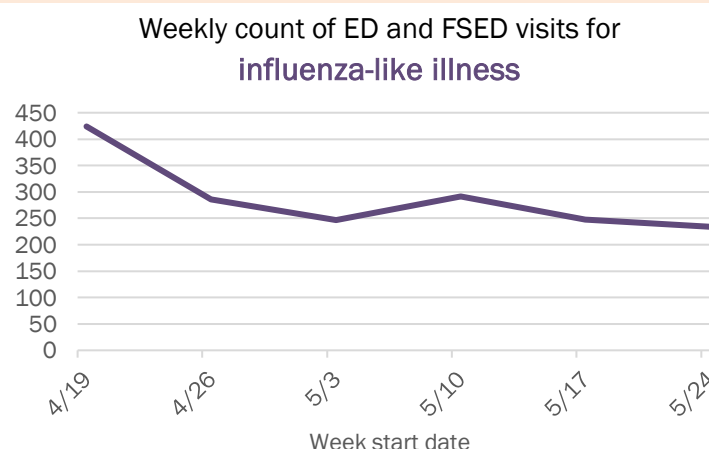
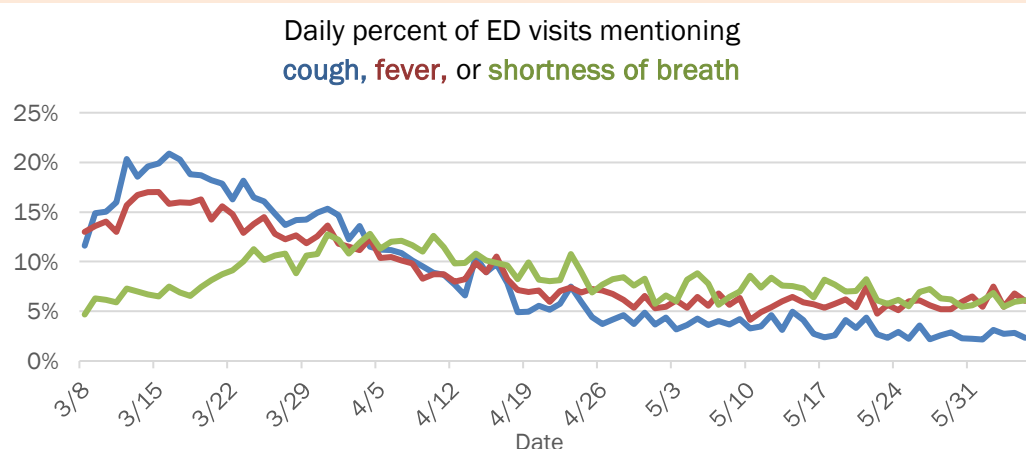
Laboratory testing for Florida residents and non-Florida residents over the past 2 weeks

Number and percent of positive labs

These counts include the number of people for whom the department received laboratory results by day. This percent is the number of people who test positive for the first time divided by all the people tested that day, excluding people who have previously tested positive.



Emergency department (ED) and freestanding ED (FSED) chief complaint and admission data for Dade County



The Electronic Surveillance System for the Early Notification of Community-Based Epidemics (ESSENCE-FL) includes chief complaint data from 211 of 212 Florida EDs and 74 of 79 Florida FSEDs. Data are transmitted electronically to ESSENCE-FL daily or hourly.

Coronavirus: summary for Desoto County

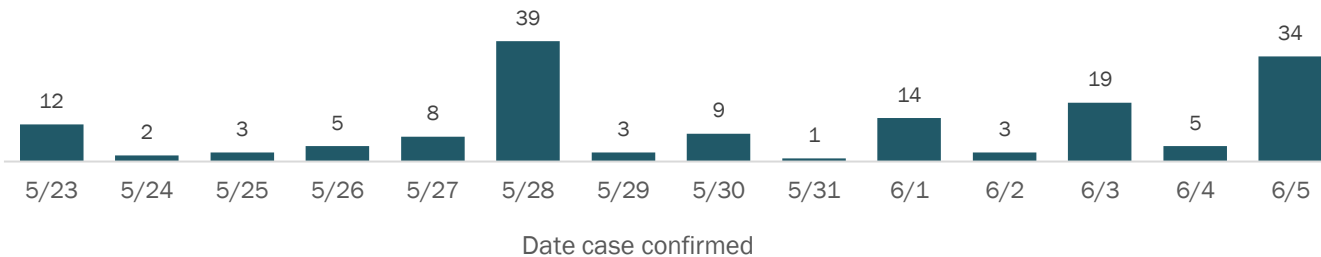
Data for Jun 6, 2020 (verified at 10 AM)

Data in this report are provisional and subject to change.

Confirmed cases

Total cases	258
Florida residents	258
Non-Florida residents	0
Gender for Florida residents	
Men	145
Women	112
Unknown	1
Age for Florida residents	
Range	0 - 92
Median age	37

Cases confirmed in Florida residents per day



Race, ethnicity	Cases	Hospitalizations	Deaths
White	195 (76%)	22 (69%)	4 (57%)
Hispanic	149 (58%)	8 (25%)	0 (0%)
Non-Hispanic	37 (14%)	11 (34%)	3 (43%)
Unknown ethnicity	9 (3%)	3 (9%)	1 (14%)
Black	19 (7%)	4 (13%)	0 (0%)
Hispanic	1 (0%)	0 (0%)	0 (0%)
Non-Hispanic	17 (7%)	4 (13%)	0 (0%)
Unknown ethnicity	1 (0%)	0 (0%)	0 (0%)
Other	2 (1%)	1 (3%)	0 (0%)
Hispanic	1 (0%)	1 (3%)	0 (0%)
Non-Hispanic	1 (0%)	0 (0%)	0 (0%)
Unknown ethnicity	0 (0%)	0 (0%)	0 (0%)
Unknown race	42 (16%)	5 (16%)	3 (43%)
Hispanic	1 (0%)	1 (3%)	0 (0%)
Non-Hispanic	0 (0%)	0 (0%)	0 (0%)
Unknown ethnicity	41 (16%)	4 (13%)	3 (43%)
Total	258	32	7

Outcomes for Florida residents

Desoto	
Hospitalizations	32 (12% of all cases)
Deaths	7 (3% of all cases)

Statewide

Hospitalizations	10,891 (18% of all cases)
Deaths	2,688 (4% of all cases)

Cases in facility staff/residents

Desoto	
Long-term care	16 (6% of all cases)
Correctional	11 (4% of all cases)

Statewide

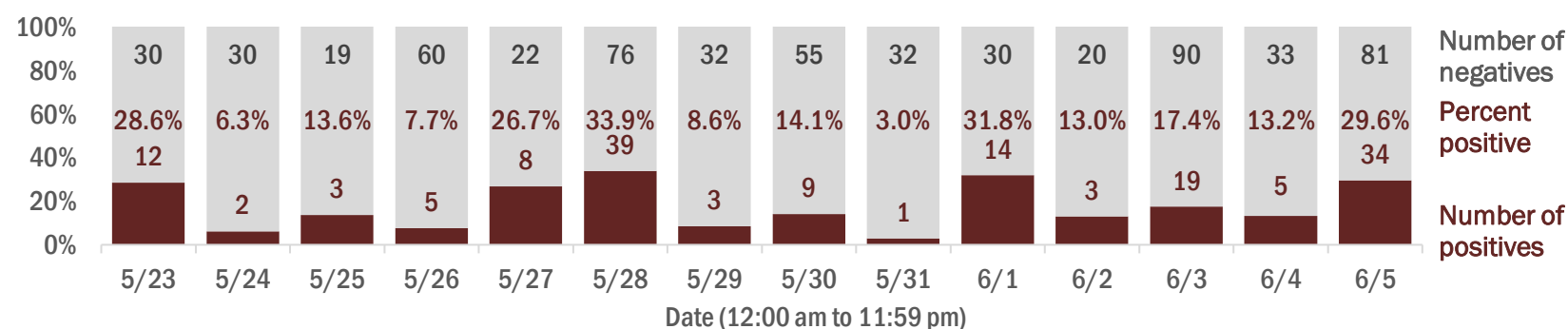
Long-term care	9,949 (16% of all cases)
Correctional	2,825 (5% of all cases)

Hospitalization counts include anyone who was hospitalized at some point during their illness. It does not reflect the number of people currently hospitalized.
Other race includes any person with a race of American Indian/Alaskan native, Asian, native Hawaiian/Pacific Islander, or other.

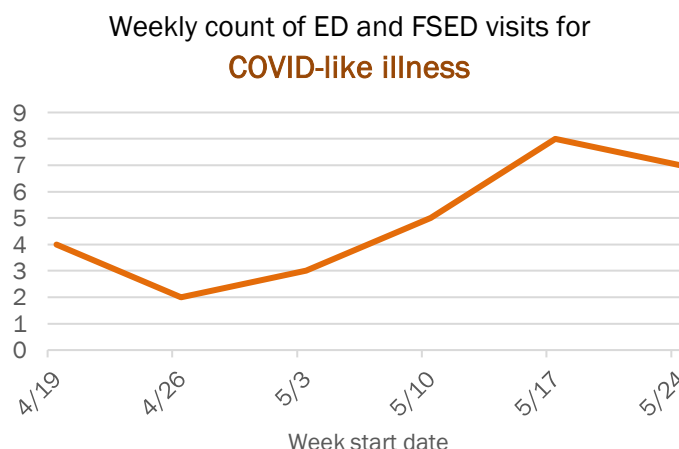
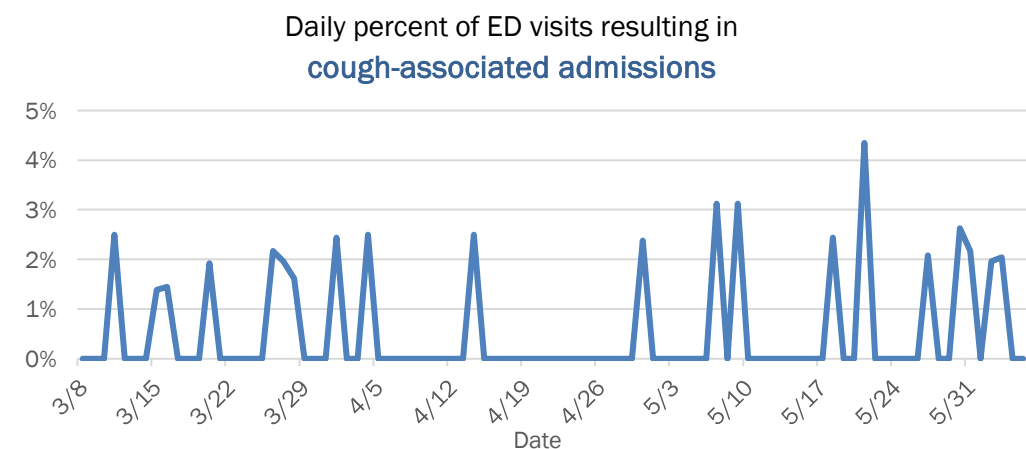
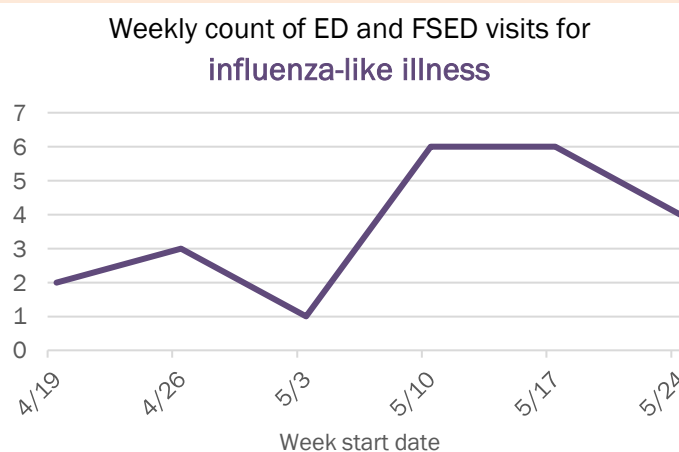
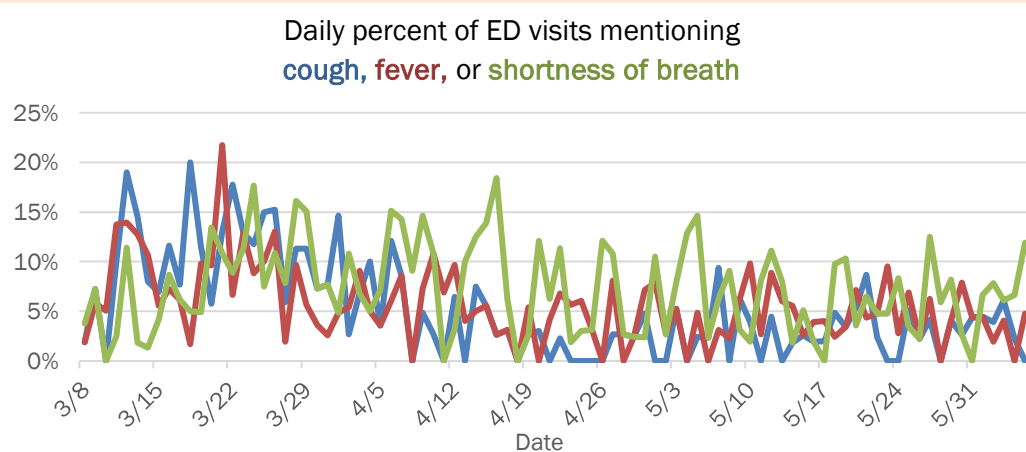
Laboratory testing for Florida residents and non-Florida residents over the past 2 weeks

Number and percent of positive labs

These counts include the number of people for whom the department received laboratory results by day. This percent is the number of people who test positive for the first time divided by all the people tested that day, excluding people who have previously tested positive.



Emergency department (ED) and freestanding ED (FSED) chief complaint and admission data for Desoto County



The Electronic Surveillance System for the Early Notification of Community-Based Epidemics (ESSENCE-FL) includes chief complaint data from 211 of 212 Florida EDs and 74 of 79 Florida FSEDs. Data are transmitted electronically to ESSENCE-FL daily or hourly.

Coronavirus: summary for Dixie County

Data for Jun 6, 2020 (verified at 10 AM)

Data in this report are provisional and subject to change.

Confirmed cases		Cases confirmed in Florida residents per day	
Total cases	58		
Florida residents	58		
Non-Florida residents	0		
Gender for Florida residents			
Men	30		
Women	28		
Unknown	0		
Age for Florida residents			
Range	6 - 91		
Median age	49		
Race, ethnicity		Cases	Hospitalizations
White	44	76%	8
Hispanic	1	2%	1
Non-Hispanic	43	74%	7
Unknown ethnicity	0	0%	0
Black	13	22%	2
Hispanic	0	0%	0
Non-Hispanic	12	21%	2
Unknown ethnicity	1	2%	0
Other	0	0%	0
Hispanic	0	0%	0
Non-Hispanic	0	0%	0
Unknown ethnicity	0	0%	0
Unknown race	1	2%	0
Hispanic	0	0%	0
Non-Hispanic	0	0%	0
Unknown ethnicity	1	2%	0
Total	58		10
			2

Outcomes for Florida residents	
Dixie	
Hospitalizations	10 (17% of all cases)
Deaths	2 (3% of all cases)
Statewide	
Hospitalizations	10,891 (18% of all cases)
Deaths	2,688 (4% of all cases)

Cases in facility staff/residents	
Dixie	
Long-term care	5 (9% of all cases)
Correctional	2 (3% of all cases)
Statewide	
Long-term care	9,949 (16% of all cases)
Correctional	2,825 (5% of all cases)

Hospitalization counts include anyone who was hospitalized at some point during their illness. It does not reflect the number of people currently hospitalized.
Other race includes any person with a race of American Indian/Alaskan native, Asian, native Hawaiian/Pacific Islander, or other.

Laboratory testing for Florida residents and non-Florida residents over the past 2 weeks

Number and percent of positive labs

These counts include the number of people for whom the department received laboratory results by day. This percent is the number of people who test positive for the first time divided by all the people tested that day, excluding people who have previously tested positive.

Date	Number of positives	Percent positive	Number of negatives
5/23	2	4.7%	41
5/24	5	10.4%	43
5/25	0	0.0%	57
5/26	2	10.5%	17
5/27	0	0.0%	17
5/28	3	4.4%	65
5/29	0	0.0%	14
5/30	2	3.6%	54
5/31	2	6.9%	27
6/1	1	12.5%	7
6/2	1	5.3%	18
6/3	1	6.3%	15
6/4	1	4.3%	22
6/5	1	2.7%	36

Emergency department (ED) and freestanding ED (FSED) chief complaint and admission data for Dixie County

Daily percent of ED visits mentioning cough, fever, or shortness of breath

Weekly count of ED and FSED visits for influenza-like illness

Daily percent of ED visits resulting in cough-associated admissions

Weekly count of ED and FSED visits for COVID-like illness

The Electronic Surveillance System for the Early Notification of Community-Based Epidemics (ESSENCE-FL) includes chief complaint data from 211 of 212 Florida EDs and 74 of 79 Florida FSEDs. Data are transmitted electronically to ESSENCE-FL daily or hourly.

Coronavirus: summary for Duval County

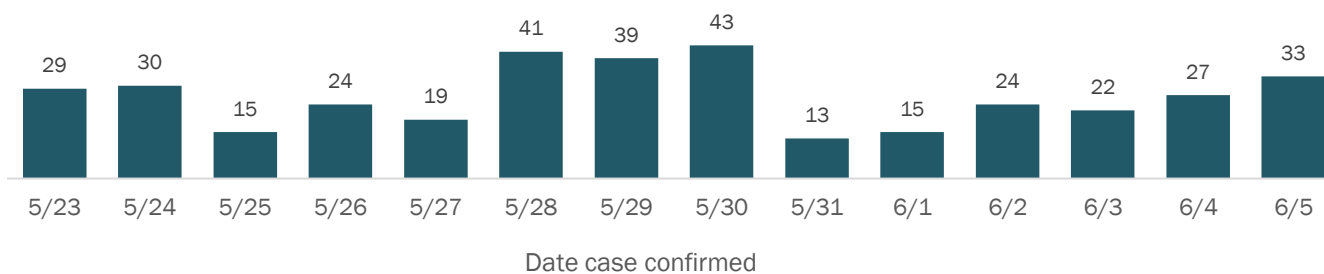
Data for Jun 6, 2020 (verified at 10 AM)

Data in this report are provisional and subject to change.

Confirmed cases

Total cases	1,764
Florida residents	1,690
Non-Florida residents	74
Gender for Florida residents	
Men	776
Women	913
Unknown	1
Age for Florida residents	
Range	0 - 101
Median age	47

Cases confirmed in Florida residents per day



Race, ethnicity	Cases	Hospitalizations	Deaths
White	744 (44%)	119 (41%)	27 (51%)
Hispanic	135 (8%)	15 (5%)	0 (0%)
Non-Hispanic	585 (35%)	104 (36%)	27 (51%)
Unknown ethnicity	24 (1%)	0 (0%)	0 (0%)
Black	603 (36%)	138 (48%)	22 (42%)
Hispanic	3 (0%)	0 (0%)	0 (0%)
Non-Hispanic	580 (34%)	137 (48%)	21 (40%)
Unknown ethnicity	20 (1%)	1 (0%)	1 (2%)
Other	226 (13%)	31 (11%)	4 (8%)
Hispanic	130 (8%)	14 (5%)	0 (0%)
Non-Hispanic	82 (5%)	16 (6%)	3 (6%)
Unknown ethnicity	14 (1%)	1 (0%)	1 (2%)
Unknown race	117 (7%)	0 (0%)	0 (0%)
Hispanic	5 (0%)	0 (0%)	0 (0%)
Non-Hispanic	2 (0%)	0 (0%)	0 (0%)
Unknown ethnicity	110 (7%)	0 (0%)	0 (0%)
Total	1,690	288	53

Outcomes for Florida residents

Duval		
Hospitalizations	288	(17% of all cases)
Deaths	53	(3% of all cases)

Statewide

Hospitalizations	10,891	(18% of all cases)
Deaths	2,688	(4% of all cases)

Cases in facility staff/residents

Duval		
Long-term care	288	(17% of all cases)
Correctional	2	(0% of all cases)

Statewide

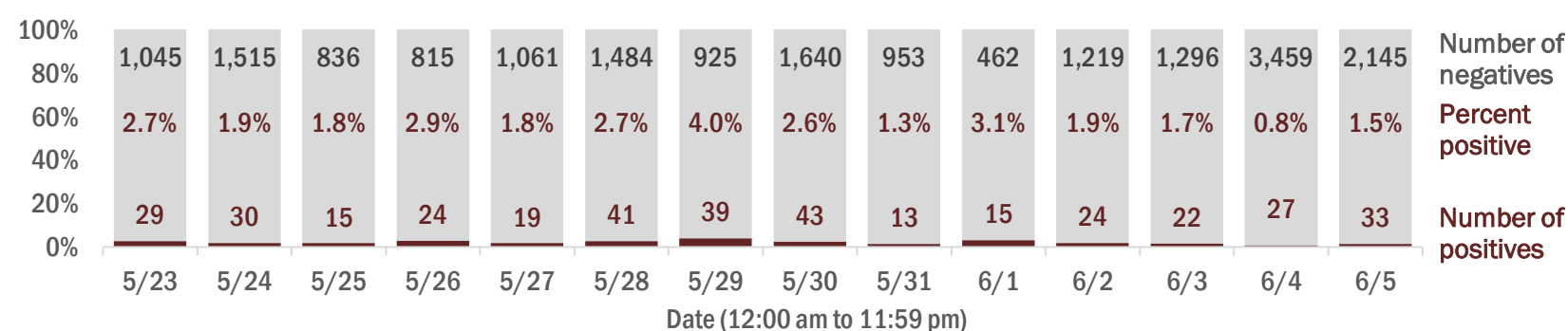
Long-term care	9,949	(16% of all cases)
Correctional	2,825	(5% of all cases)

Hospitalization counts include anyone who was hospitalized at some point during their illness. It does not reflect the number of people currently hospitalized.
Other race includes any person with a race of American Indian/Alaskan native, Asian, native Hawaiian/Pacific Islander, or other.

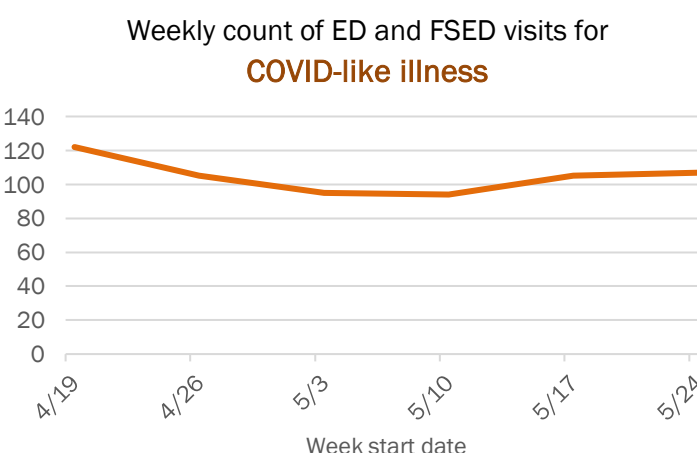
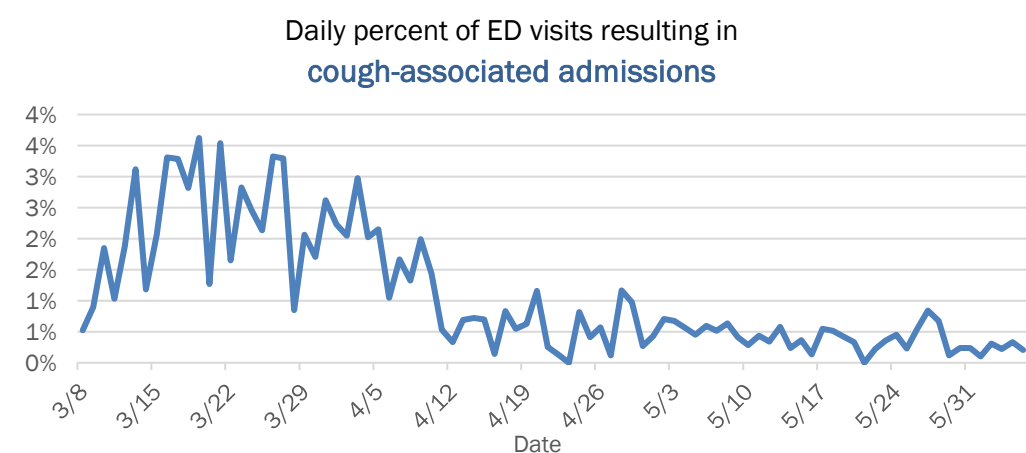
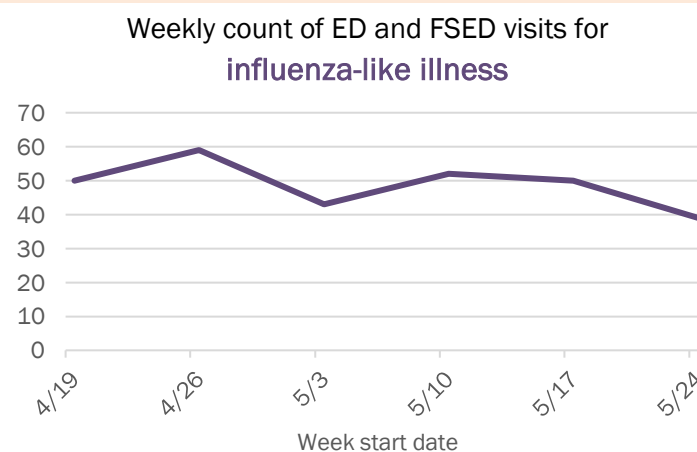
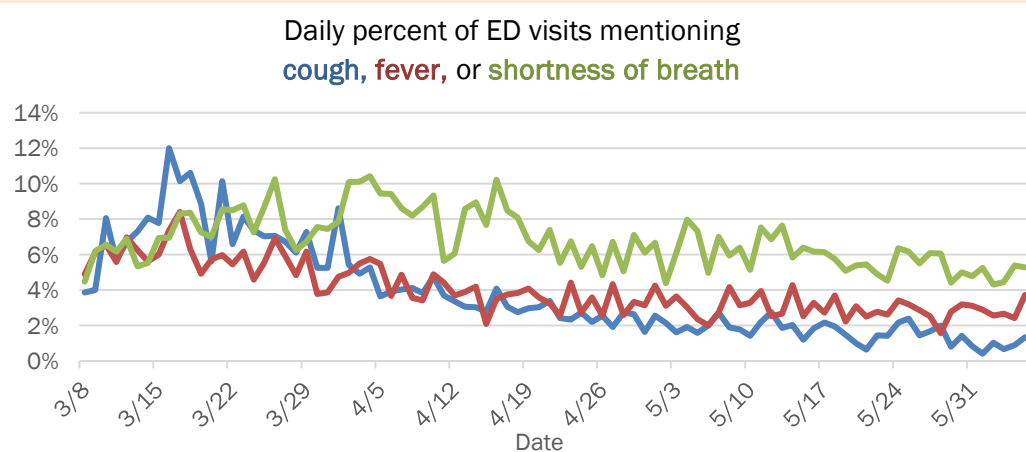
Laboratory testing for Florida residents and non-Florida residents over the past 2 weeks

Number and percent of positive labs

These counts include the number of people for whom the department received laboratory results by day. This percent is the number of people who test positive for the first time divided by all the people tested that day, excluding people who have previously tested positive.



Emergency department (ED) and freestanding ED (FSED) chief complaint and admission data for Duval County



The Electronic Surveillance System for the Early Notification of Community-Based Epidemics (ESSENCE-FL) includes chief complaint data from 211 of 212 Florida EDs and 74 of 79 Florida FSEDs. Data are transmitted electronically to ESSENCE-FL daily or hourly.

Coronavirus: summary for Escambia County

Data for Jun 6, 2020 (verified at 10 AM)

Data in this report are provisional and subject to change.

Confirmed cases		Cases confirmed in Florida residents per day													
Total cases	879														
Florida residents	700														
Non-Florida residents	179														
Gender for Florida residents															
Men	293														
Women	407														
Unknown	0														
Age for Florida residents															
Range	0 - 105														
Median age	54														
Race, ethnicity		Cases	Hospitalizations		Deaths		Outcomes for Florida residents								
White		321	46%	28	43%	23	Escambia								
Hispanic		9	1%	1	2%	0	Hospitalizations	65	(9% of all cases)						
Non-Hispanic		280	40%	27	42%	21	Deaths	36	(5% of all cases)						
Unknown ethnicity		32	5%	0	0%	2	Statewide								
Black		269	38%	34	52%	11	Hospitalizations	10,891	(18% of all cases)						
Hispanic		0	0%	0	0%	0	Deaths	2,688	(4% of all cases)						
Non-Hispanic		234	33%	32	49%	9	Cases in facility staff/residents								
Unknown ethnicity		35	5%	2	3%	2	Escambia								
Other		17	2%	1	2%	1	Long-term care	264	(38% of all cases)						
Hispanic		2	0%	0	0%	0	Correctional	13	(2% of all cases)						
Non-Hispanic		13	2%	1	2%	1	Statewide								
Unknown ethnicity		2	0%	0	0%	0	Long-term care	9,949	(16% of all cases)						
Unknown race		93	13%	2	3%	1	Correctional	2,825	(5% of all cases)						
Hispanic		3	0%	0	0%	0									
Non-Hispanic		2	0%	0	0%	0									
Unknown ethnicity		88	13%	2	3%	1									
Total	700	65		36											

Hospitalization counts include anyone who was hospitalized at some point during their illness. It does not reflect the number of people currently hospitalized.
Other race includes any person with a race of American Indian/Alaskan native, Asian, native Hawaiian/Pacific Islander, or other.

Laboratory testing for Florida residents and non-Florida residents over the past 2 weeks

Number and percent of positive labs

These counts include the number of people for whom the department received laboratory results by day. This percent is the number of people who test positive for the first time divided by all the people tested that day, excluding people who have previously tested positive.

Date (12:00 am to 11:59 pm)	Number of negatives	Percent positive	Number of positives
5/23	606	0.5%	3
5/24	961	0.9%	9
5/25	373	0.5%	2
5/26	202	1.0%	2
5/27	499	0.8%	4
5/28	722	1.2%	9
5/29	276	2.5%	7
5/30	426	1.6%	7
5/31	564	1.9%	11
6/1	224	3.4%	8
6/2	293	1.7%	5
6/3	635	1.4%	9
6/4	290	1.4%	4
6/5	317	0.3%	1

Emergency department (ED) and freestanding ED (FSED) chief complaint and admission data for Escambia County

Daily percent of ED visits mentioning cough, fever, or shortness of breath

Weekly count of ED and FSED visits for influenza-like illness

Daily percent of ED visits resulting in cough-associated admissions

Weekly count of ED and FSED visits for COVID-like illness

The Electronic Surveillance System for the Early Notification of Community-Based Epidemics (ESSENCE-FL) includes chief complaint data from 211 of 212 Florida EDs and 74 of 79 Florida FSEDs. Data are transmitted electronically to ESSENCE-FL daily or hourly.

Coronavirus: summary for Flagler County

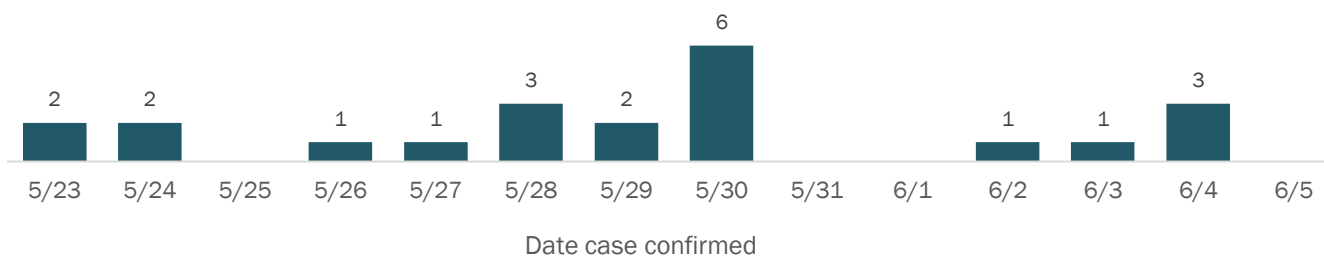
Data for Jun 6, 2020 (verified at 10 AM)

Data in this report are provisional and subject to change.

Confirmed cases

Total cases	195
Florida residents	190
Non-Florida residents	5
Gender for Florida residents	
Men	78
Women	112
Unknown	0
Age for Florida residents	
Range	5 - 94
Median age	55

Cases confirmed in Florida residents per day



Race, ethnicity	Cases	Hospitalizations	Deaths
White	115 (61%)	15 (68%)	4 (100%)
Hispanic	16 (8%)	2 (9%)	1 (25%)
Non-Hispanic	99 (52%)	13 (59%)	3 (75%)
Unknown ethnicity	0 (0%)	0 (0%)	0 (0%)
Black	29 (15%)	4 (18%)	0 (0%)
Hispanic	0 (0%)	0 (0%)	0 (0%)
Non-Hispanic	29 (15%)	4 (18%)	0 (0%)
Unknown ethnicity	0 (0%)	0 (0%)	0 (0%)
Other	39 (21%)	3 (14%)	0 (0%)
Hispanic	7 (4%)	1 (5%)	0 (0%)
Non-Hispanic	29 (15%)	1 (5%)	0 (0%)
Unknown ethnicity	3 (2%)	1 (5%)	0 (0%)
Unknown race	7 (4%)	0 (0%)	0 (0%)
Hispanic	0 (0%)	0 (0%)	0 (0%)
Non-Hispanic	1 (1%)	0 (0%)	0 (0%)
Unknown ethnicity	6 (3%)	0 (0%)	0 (0%)
Total	190	22	4

Outcomes for Florida residents

Flagler		
Hospitalizations	22	(12% of all cases)
Deaths	4	(2% of all cases)

Statewide

Hospitalizations	10,891	(18% of all cases)
Deaths	2,688	(4% of all cases)

Cases in facility staff/residents

Flagler		
Long-term care	15	(8% of all cases)
Correctional	6	(3% of all cases)

Statewide

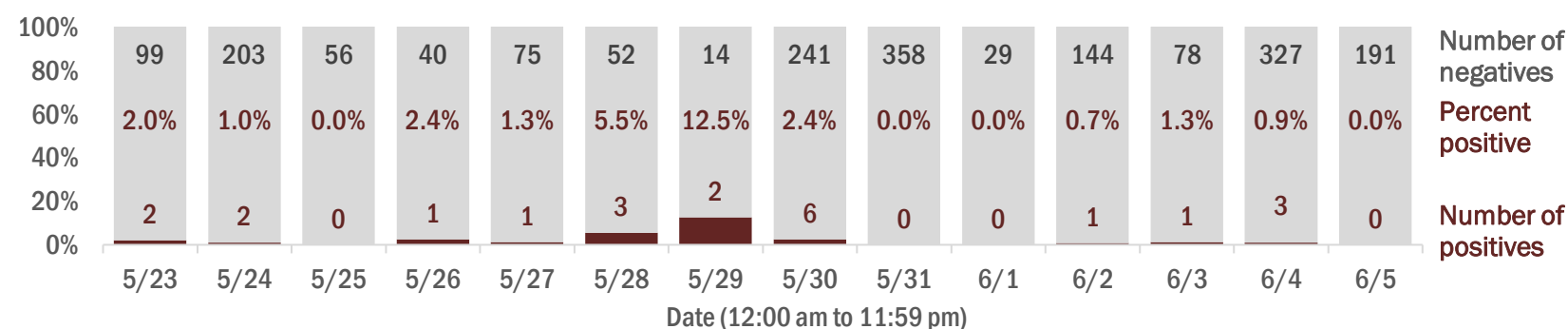
Long-term care	9,949	(16% of all cases)
Correctional	2,825	(5% of all cases)

Hospitalization counts include anyone who was hospitalized at some point during their illness. It does not reflect the number of people currently hospitalized.
Other race includes any person with a race of American Indian/Alaskan native, Asian, native Hawaiian/Pacific Islander, or other.

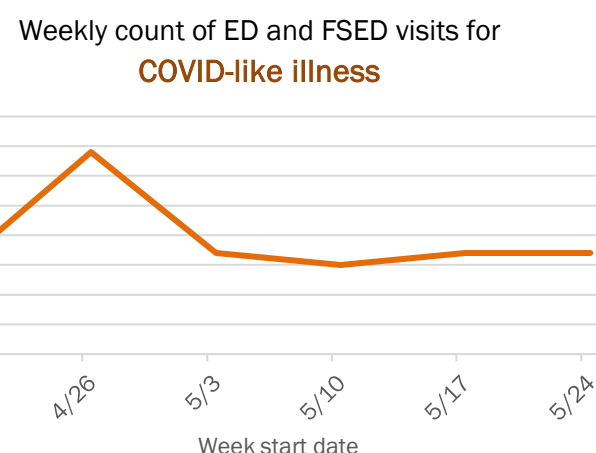
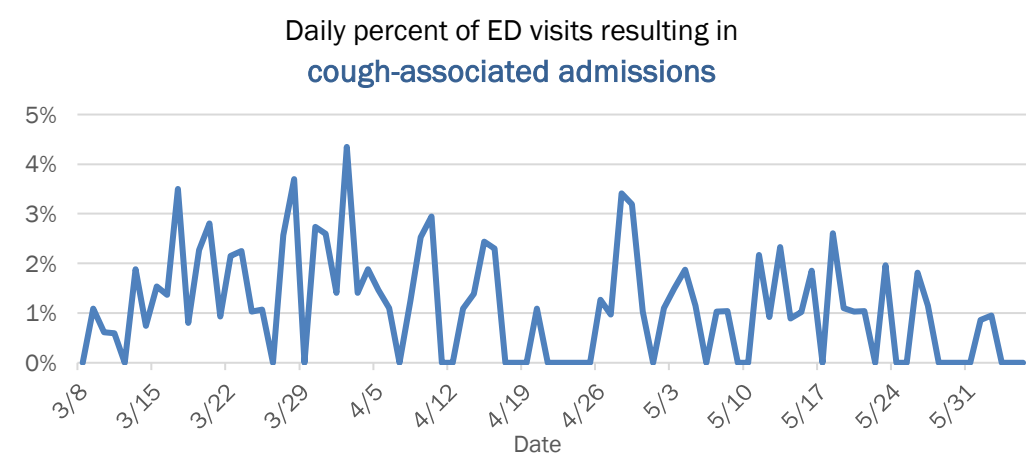
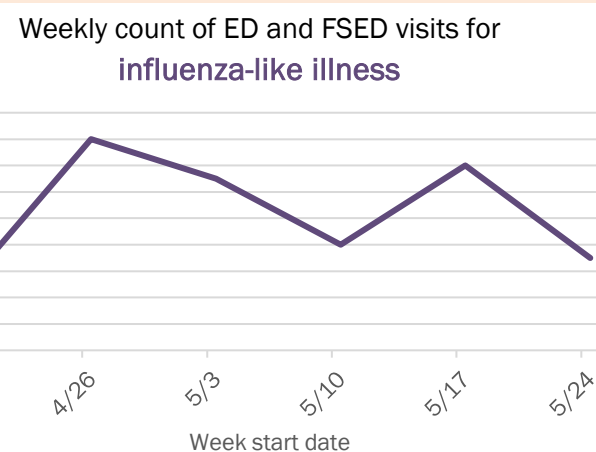
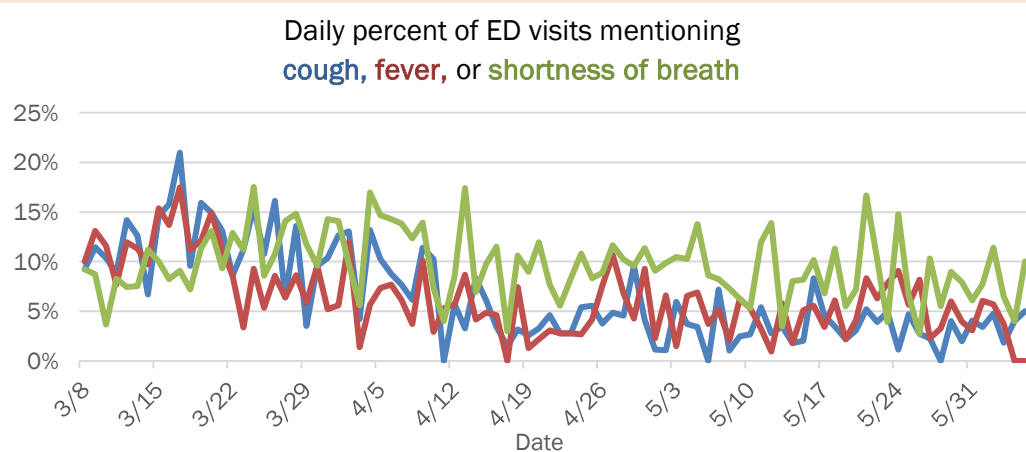
Laboratory testing for Florida residents and non-Florida residents over the past 2 weeks

Number and percent of positive labs

These counts include the number of people for whom the department received laboratory results by day. This percent is the number of people who test positive for the first time divided by all the people tested that day, excluding people who have previously tested positive.



Emergency department (ED) and freestanding ED (FSED) chief complaint and admission data for Flagler County



The Electronic Surveillance System for the Early Notification of Community-Based Epidemics (ESSENCE-FL) includes chief complaint data from 211 of 212 Florida EDs and 74 of 79 Florida FSEDs. Data are transmitted electronically to ESSENCE-FL daily or hourly.

Coronavirus: summary for Franklin County

Data for Jun 6, 2020 (verified at 10 AM)

Data in this report are provisional and subject to change.

Confirmed cases		Cases confirmed in Florida residents per day													
Total cases	2	5/23	5/24	5/25	5/26	5/27	5/28	5/29	5/30	5/31	6/1	6/2	6/3	6/4	6/5
Florida residents	1														
Non-Florida residents	1														
Gender for Florida residents															
Men	0														
Women	1														
Unknown	0														
Age for Florida residents															
Range	60 - 60														
Median age	60														
Race, ethnicity	Cases	Hospitalizations		Deaths											
White	1	100%	0	N/A	0	N/A									
Hispanic	0	0%	0	N/A	0	N/A									
Non-Hispanic	1	100%	0	N/A	0	N/A									
Unknown ethnicity	0	0%	0	N/A	0	N/A									
Black	0	0%	0	N/A	0	N/A									
Hispanic	0	0%	0	N/A	0	N/A									
Non-Hispanic	0	0%	0	N/A	0	N/A									
Unknown ethnicity	0	0%	0	N/A	0	N/A									
Other	0	0%	0	N/A	0	N/A									
Hispanic	0	0%	0	N/A	0	N/A									
Non-Hispanic	0	0%	0	N/A	0	N/A									
Unknown ethnicity	0	0%	0	N/A	0	N/A									
Unknown race	0	0%	0	N/A	0	N/A									
Hispanic	0	0%	0	N/A	0	N/A									
Non-Hispanic	0	0%	0	N/A	0	N/A									
Unknown ethnicity	0	0%	0	N/A	0	N/A									
Total	1		0		0										

Outcomes for Florida residents		
Franklin		
Hospitalizations	0	(0% of all cases)
Deaths	0	(0% of all cases)

Statewide		
Hospitalizations	10,891	(18% of all cases)
Deaths	2,688	(4% of all cases)

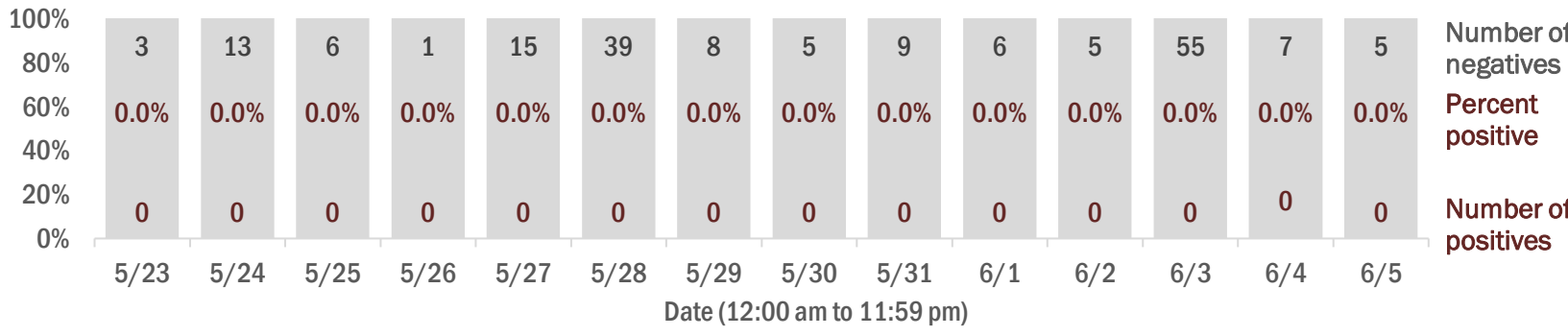
Cases in facility staff/residents		
Franklin		
Long-term care	0	(0% of all cases)
Correctional	0	(0% of all cases)

Statewide		
Long-term care	9,949	(16% of all cases)
Correctional	2,825	(5% of all cases)

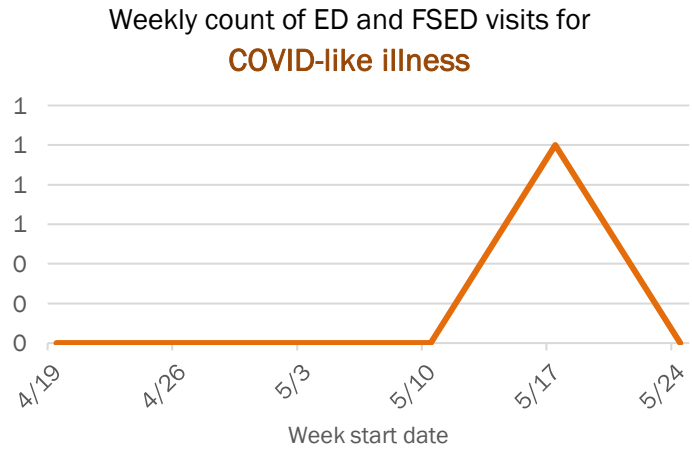
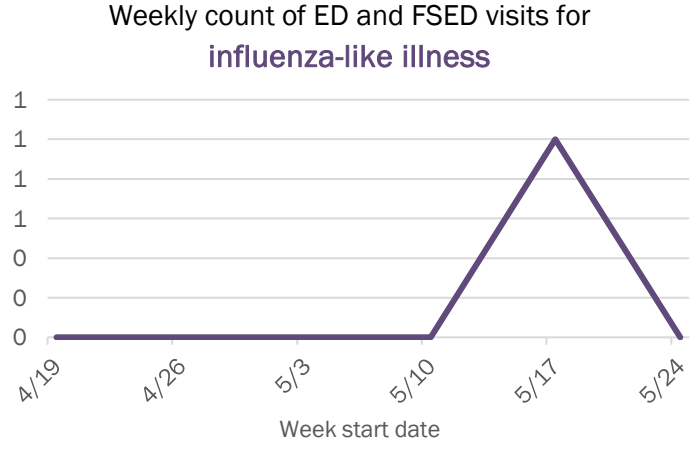
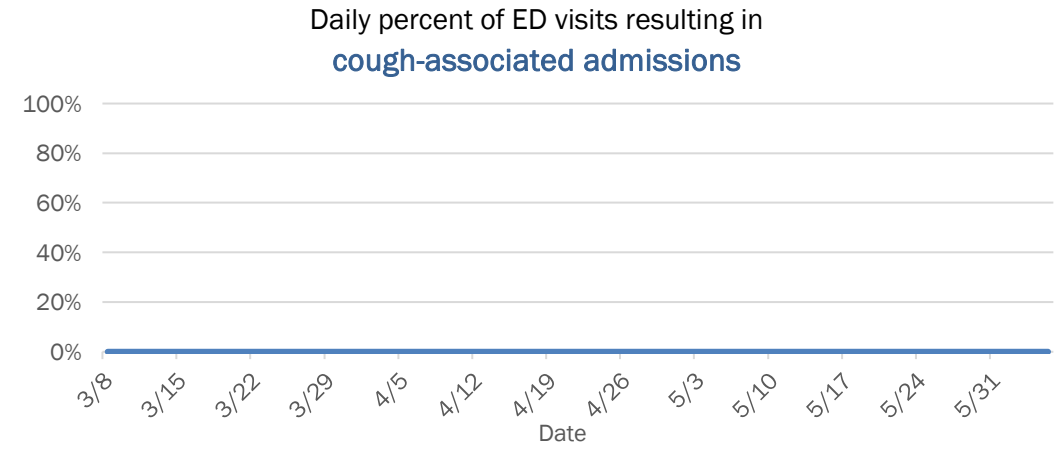
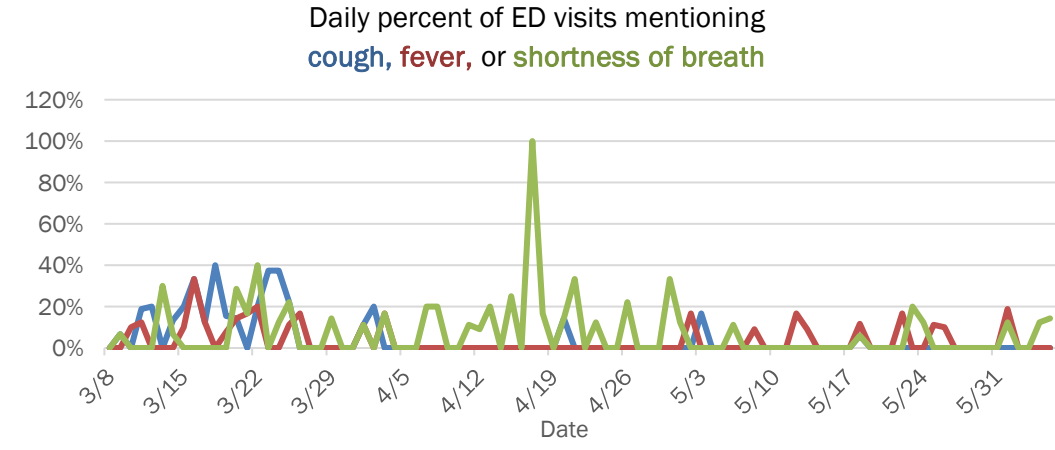
Hospitalization counts include anyone who was hospitalized at some point during their illness. It does not reflect the number of people currently hospitalized.
Other race includes any person with a race of American Indian/Alaskan native, Asian, native Hawaiian/Pacific Islander, or other.

Laboratory testing for Florida residents and non-Florida residents over the past 2 weeks

Number and percent of positive labs
 These counts include the number of people for whom the department received laboratory results by day. This percent is the number of people who test positive for the first time divided by all the people tested that day, excluding people who have previously tested positive.



Emergency department (ED) and freestanding ED (FSED) chief complaint and admission data for Franklin County



The Electronic Surveillance System for the Early Notification of Community-Based Epidemics (ESSENCE-FL) includes chief complaint data from 211 of 212 Florida EDs and 74 of 79 Florida FSEDs. Data are transmitted electronically to ESSENCE-FL daily or hourly.

Coronavirus: summary for Gadsden County

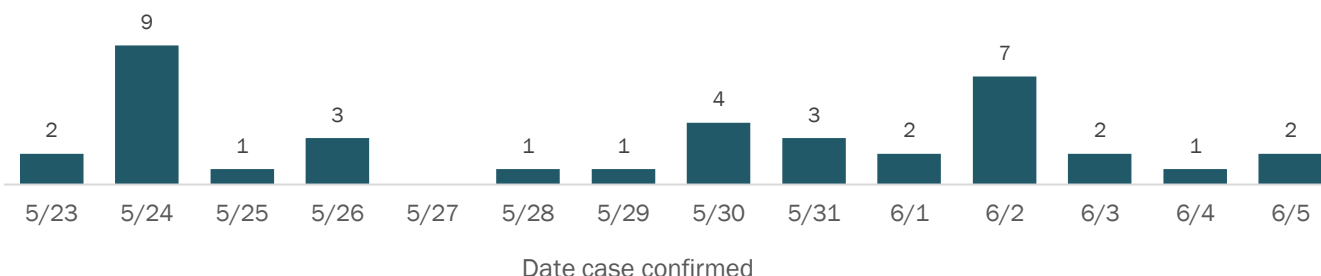
Data for Jun 6, 2020 (verified at 10 AM)

Data in this report are provisional and subject to change.

Confirmed cases

Total cases	293
Florida residents	289
Non-Florida residents	4
Gender for Florida residents	
Men	71
Women	218
Unknown	0
Age for Florida residents	
Range	0 - 98
Median age	43

Cases confirmed in Florida residents per day



Race, ethnicity	Cases	Hospitalizations	Deaths
White	113	11	1
Hispanic	20	0	0
Non-Hispanic	87	10	1
Unknown ethnicity	6	1	0
Black	122	32	3
Hispanic	0	0	0
Non-Hispanic	113	32	3
Unknown ethnicity	9	0	0
Other	13	3	0
Hispanic	8	3	0
Non-Hispanic	5	0	0
Unknown ethnicity	0	0	0
Unknown race	41	0	0
Hispanic	0	0	0
Non-Hispanic	1	0	0
Unknown ethnicity	40	0	0
Total	289	46	4

Outcomes for Florida residents

Gadsden	
Hospitalizations	46 (16% of all cases)
Deaths	4 (1% of all cases)

Statewide

Hospitalizations	10,891 (18% of all cases)
Deaths	2,688 (4% of all cases)

Cases in facility staff/residents

Gadsden	
Long-term care	48 (17% of all cases)
Correctional	105 (36% of all cases)

Statewide

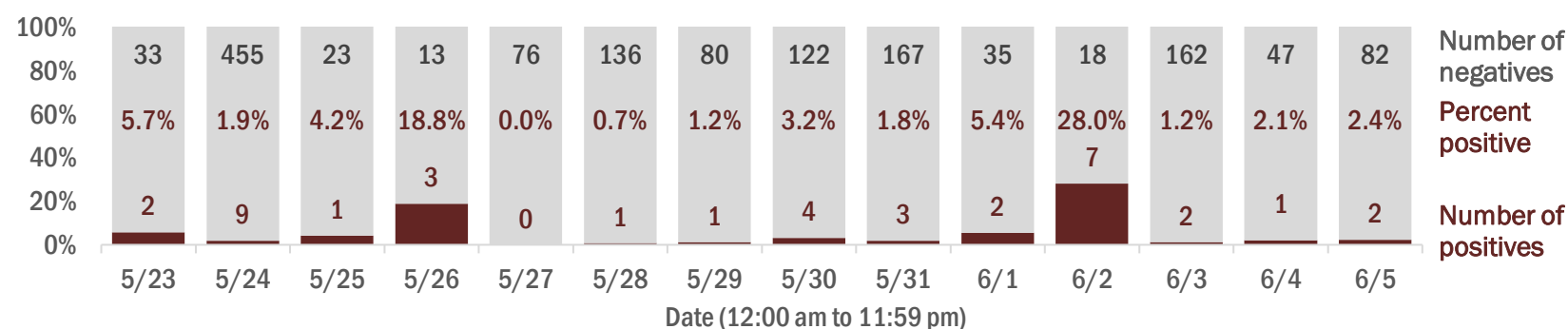
Long-term care	9,949 (16% of all cases)
Correctional	2,825 (5% of all cases)

Hospitalization counts include anyone who was hospitalized at some point during their illness. It does not reflect the number of people currently hospitalized.
Other race includes any person with a race of American Indian/Alaskan native, Asian, native Hawaiian/Pacific Islander, or other.

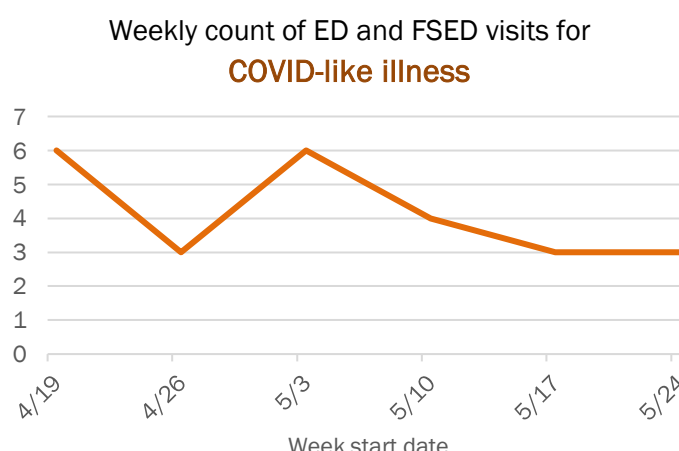
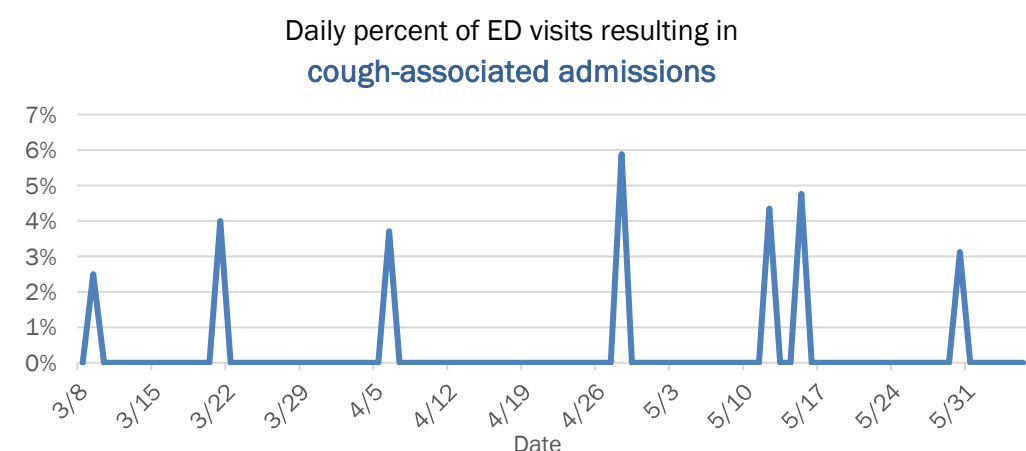
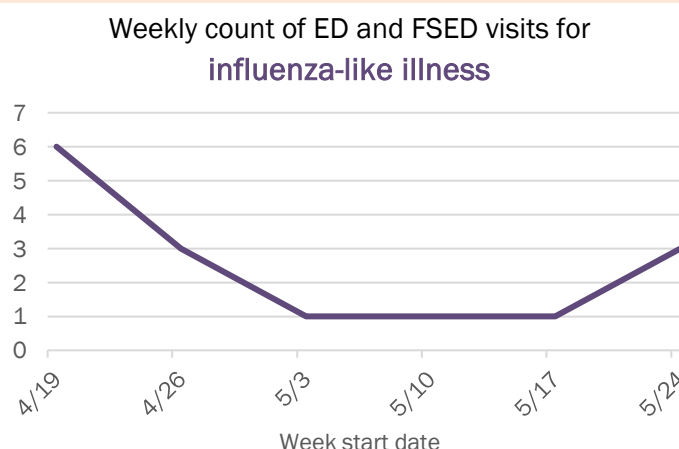
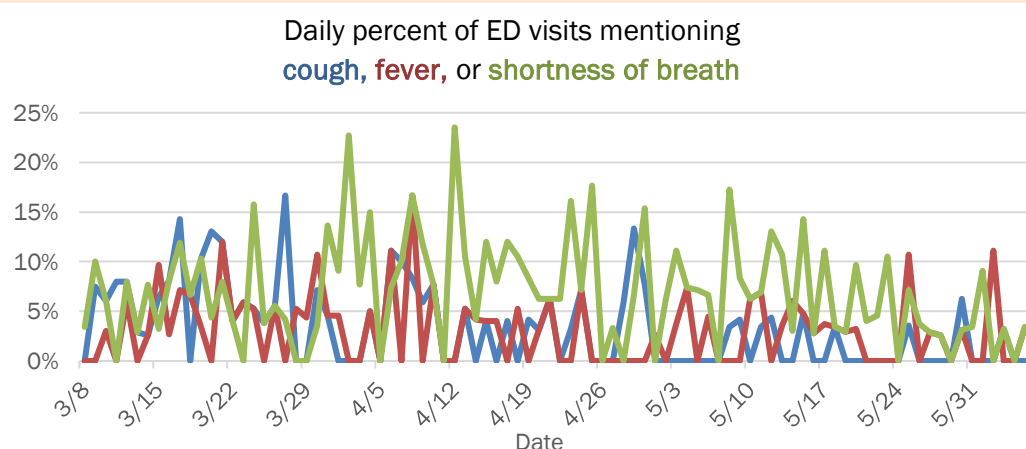
Laboratory testing for Florida residents and non-Florida residents over the past 2 weeks

Number and percent of positive labs

These counts include the number of people for whom the department received laboratory results by day. This percent is the number of people who test positive for the first time divided by all the people tested that day, excluding people who have previously tested positive.



Emergency department (ED) and freestanding ED (FSED) chief complaint and admission data for Gadsden County



The Electronic Surveillance System for the Early Notification of Community-Based Epidemics (ESSENCE-FL) includes chief complaint data from 211 of 212 Florida EDs and 74 of 79 Florida FSEDs. Data are transmitted electronically to ESSENCE-FL daily or hourly.

Coronavirus: summary for Gilchrist County

Data for Jun 6, 2020 (verified at 10 AM)

Data in this report are provisional and subject to change.

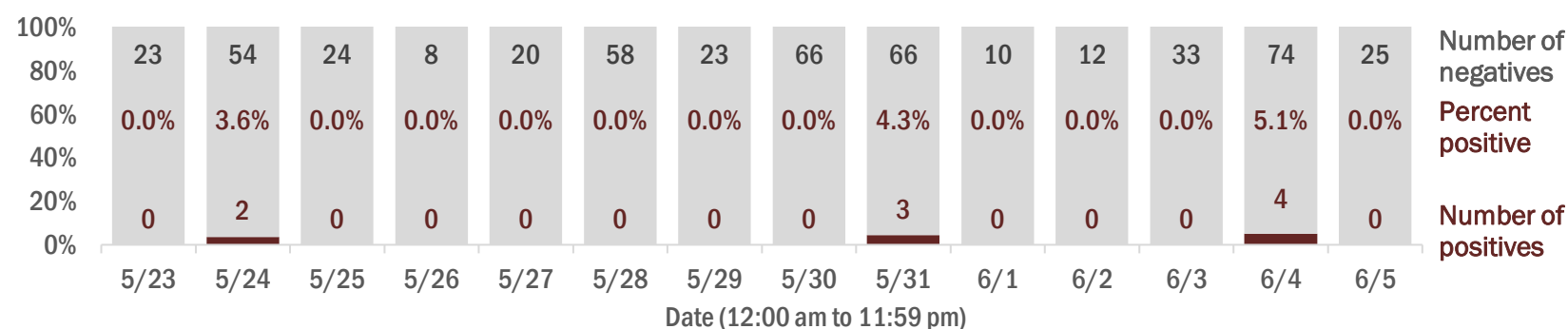
Confirmed cases		Cases confirmed in Florida residents per day						
Total cases	19							
Florida residents	19							
Non-Florida residents	0							
Gender for Florida residents								
Men	11							
Women	8							
Unknown	0							
Age for Florida residents								
Range	17 - 79							
Median age	45							
Race, ethnicity		Cases	Hospitalizations	Deaths	Outcomes for Florida residents			
White	12	63%	0	N/A	0	N/A	Gilchrist	
Hispanic	0	0%	0	N/A	0	N/A	Hospitalizations 0 (0% of all cases)	
Non-Hispanic	12	63%	0	N/A	0	N/A	Deaths 0 (0% of all cases)	
Unknown ethnicity	0	0%	0	N/A	0	N/A	Statewide	
Black	1	5%	0	N/A	0	N/A	Hospitalizations 10,891 (18% of all cases)	
Hispanic	0	0%	0	N/A	0	N/A	Deaths 2,688 (4% of all cases)	
Non-Hispanic	1	5%	0	N/A	0	N/A	Cases in facility staff/residents	
Unknown ethnicity	0	0%	0	N/A	0	N/A	Gilchrist	
Other	2	11%	0	N/A	0	N/A	Long-term care 1 (5% of all cases)	
Hispanic	2	11%	0	N/A	0	N/A	Correctional 1 (5% of all cases)	
Non-Hispanic	0	0%	0	N/A	0	N/A	Statewide	
Unknown ethnicity	0	0%	0	N/A	0	N/A	Long-term care 9,949 (16% of all cases)	
Unknown race	4	21%	0	N/A	0	N/A	Correctional 2,825 (5% of all cases)	
Hispanic	0	0%	0	N/A	0	N/A		
Non-Hispanic	1	5%	0	N/A	0	N/A		
Unknown ethnicity	3	16%	0	N/A	0	N/A		
Total	19		0		0			

Hospitalization counts include anyone who was hospitalized at some point during their illness. It does not reflect the number of people currently hospitalized.
Other race includes any person with a race of American Indian/Alaskan native, Asian, native Hawaiian/Pacific Islander, or other.

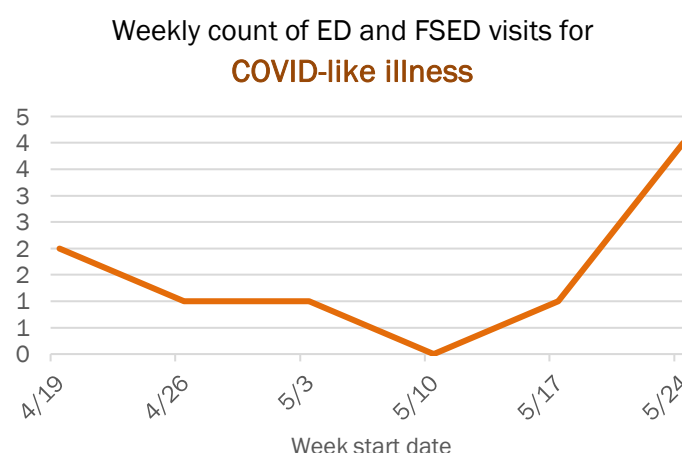
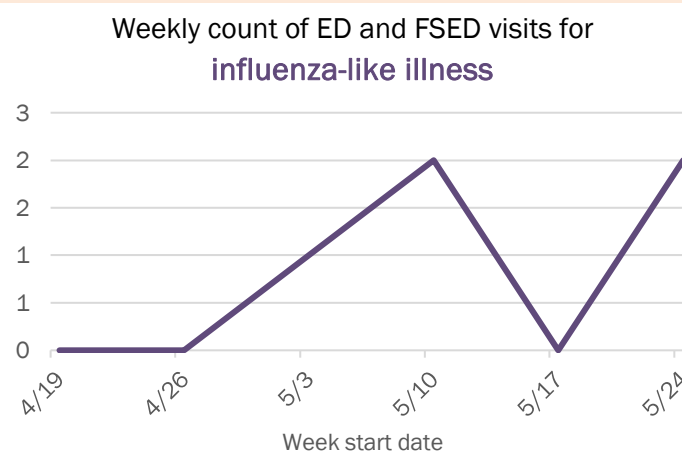
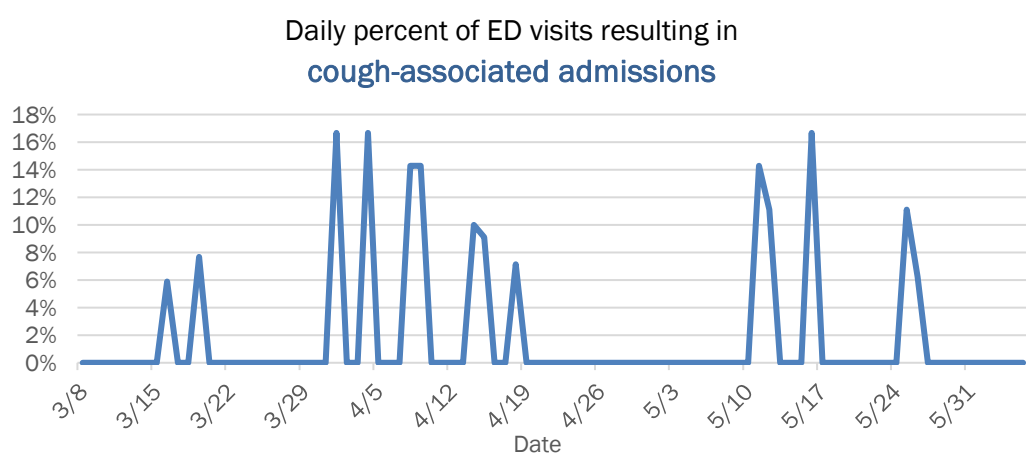
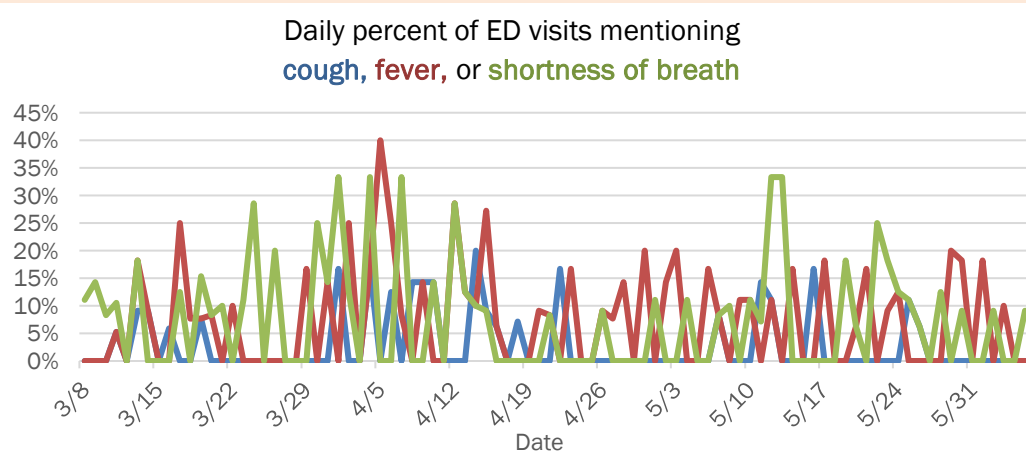
Laboratory testing for Florida residents and non-Florida residents over the past 2 weeks

Number and percent of positive labs

These counts include the number of people for whom the department received laboratory results by day. This percent is the number of people who test positive for the first time divided by all the people tested that day, excluding people who have previously tested positive.



Emergency department (ED) and freestanding ED (FSED) chief complaint and admission data for Gilchrist County



The Electronic Surveillance System for the Early Notification of Community-Based Epidemics (ESSENCE-FL) includes chief complaint data from 211 of 212 Florida EDs and 74 of 79 Florida FSEDs. Data are transmitted electronically to ESSENCE-FL daily or hourly.

Coronavirus: summary for Glades County

Data for Jun 6, 2020 (verified at 10 AM)

Data in this report are provisional and subject to change.

Confirmed cases		Cases confirmed in Florida residents per day				
Total cases	83					
Florida residents	83					
Non-Florida residents	0					
Gender for Florida residents						
Men	65					
Women	18					
Unknown	0					
Age for Florida residents						
Range	3 - 89					
Median age	38					
Race, ethnicity		Cases	Hospitalizations	Deaths		
White	65	78%	6	75%	1	100%
Hispanic	51	61%	3	38%	0	0%
Non-Hispanic	14	17%	3	38%	1	100%
Unknown ethnicity	0	0%	0	0%	0	0%
Black	7	8%	1	13%	0	0%
Hispanic	0	0%	0	0%	0	0%
Non-Hispanic	6	7%	1	13%	0	0%
Unknown ethnicity	1	1%	0	0%	0	0%
Other	2	2%	1	13%	0	0%
Hispanic	0	0%	0	0%	0	0%
Non-Hispanic	2	2%	1	13%	0	0%
Unknown ethnicity	0	0%	0	0%	0	0%
Unknown race	9	11%	0	0%	0	0%
Hispanic	0	0%	0	0%	0	0%
Non-Hispanic	0	0%	0	0%	0	0%
Unknown ethnicity	9	11%	0	0%	0	0%
Total	83		8		1	

Outcomes for Florida residents	
Glades	
Hospitalizations	8 (10% of all cases)
Deaths	1 (1% of all cases)
Statewide	
Hospitalizations	10,891 (18% of all cases)
Deaths	2,688 (4% of all cases)

Cases in facility staff/residents	
Glades	
Long-term care	2 (2% of all cases)
Correctional	43 (52% of all cases)
Statewide	
Long-term care	9,949 (16% of all cases)
Correctional	2,825 (5% of all cases)

Hospitalization counts include anyone who was hospitalized at some point during their illness. It does not reflect the number of people currently hospitalized.
Other race includes any person with a race of American Indian/Alaskan native, Asian, native Hawaiian/Pacific Islander, or other.

Laboratory testing for Florida residents and non-Florida residents over the past 2 weeks

Number and percent of positive labs

These counts include the number of people for whom the department received laboratory results by day. This percent is the number of people who test positive for the first time divided by all the people tested that day, excluding people who have previously tested positive.

Date (12:00 am to 11:59 pm)	Number of positives	Percent positive	Number of negatives
5/23	0	0.0%	2
5/24	0	0.0%	8
5/25	4	30.8%	9
5/26	0	0.0%	3
5/27	1	20.0%	4
5/28	3	3.8%	76
5/29	1	12.5%	7
5/30	1	11.1%	8
5/31	2	25.0%	6
6/1	64	84.0%	11
6/2	2	25.0%	6
6/3	5	50.0%	5
6/4	7	60.0%	4
6/5	5	17.2%	24

Emergency department (ED) and freestanding ED (FSED) chief complaint and admission data for Glades County

Daily percent of ED visits mentioning cough, fever, or shortness of breath

Weekly count of ED and FSED visits for influenza-like illness

Daily percent of ED visits resulting in cough-associated admissions

Weekly count of ED and FSED visits for COVID-like illness

The Electronic Surveillance System for the Early Notification of Community-Based Epidemics (ESSENCE-FL) includes chief complaint data from 211 of 212 Florida EDs and 74 of 79 Florida FSEDs. Data are transmitted electronically to ESSENCE-FL daily or hourly.

Coronavirus: summary for Gulf County

Data for Jun 6, 2020 (verified at 10 AM)

Data in this report are provisional and subject to change.

Confirmed cases		Cases confirmed in Florida residents per day						
Total cases	3							
Florida residents	3							
Non-Florida residents	0							
Gender for Florida residents								
Men	1							
Women	2							
Unknown	0							
Age for Florida residents								
Range	40 - 48							
Median age	42							
Race, ethnicity		Cases	Hospitalizations		Deaths			
White	2	67%	0	N/A	0	N/A		
Hispanic	0	0%	0	N/A	0	N/A		
Non-Hispanic	2	67%	0	N/A	0	N/A		
Unknown ethnicity	0	0%	0	N/A	0	N/A		
Black	0	0%	0	N/A	0	N/A		
Hispanic	0	0%	0	N/A	0	N/A		
Non-Hispanic	0	0%	0	N/A	0	N/A		
Unknown ethnicity	0	0%	0	N/A	0	N/A		
Other	1	33%	0	N/A	0	N/A		
Hispanic	1	33%	0	N/A	0	N/A		
Non-Hispanic	0	0%	0	N/A	0	N/A		
Unknown ethnicity	0	0%	0	N/A	0	N/A		
Unknown race	0	0%	0	N/A	0	N/A		
Hispanic	0	0%	0	N/A	0	N/A		
Non-Hispanic	0	0%	0	N/A	0	N/A		
Unknown ethnicity	0	0%	0	N/A	0	N/A		
Total	3		0		0			

Outcomes for Florida residents		
Gulf		
Hospitalizations	0	(0% of all cases)
Deaths	0	(0% of all cases)
Statewide		
Hospitalizations	10,891	(18% of all cases)
Deaths	2,688	(4% of all cases)

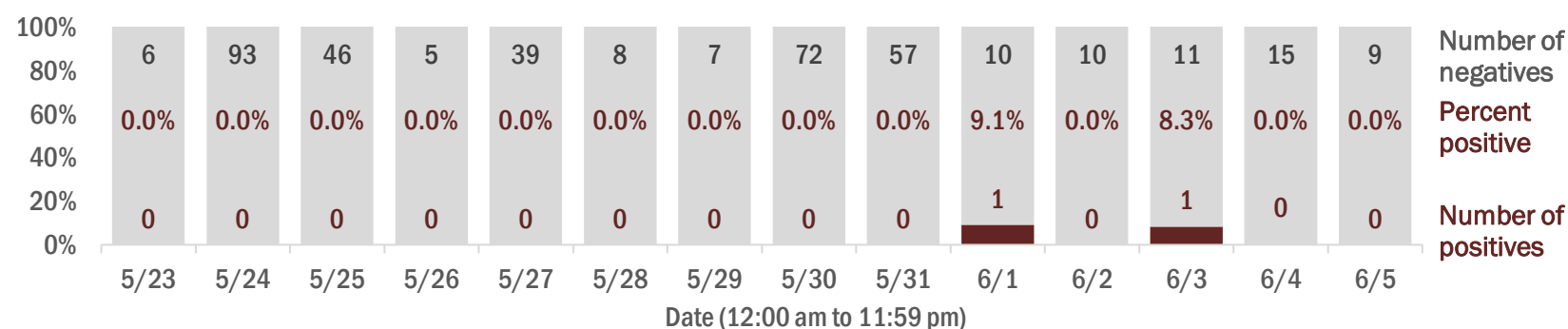
Cases in facility staff/residents		
Gulf		
Long-term care	1	(33% of all cases)
Correctional	0	(0% of all cases)
Statewide		
Long-term care	9,949	(16% of all cases)
Correctional	2,825	(5% of all cases)

Hospitalization counts include anyone who was hospitalized at some point during their illness. It does not reflect the number of people currently hospitalized.
Other race includes any person with a race of American Indian/Alaskan native, Asian, native Hawaiian/Pacific Islander, or other.

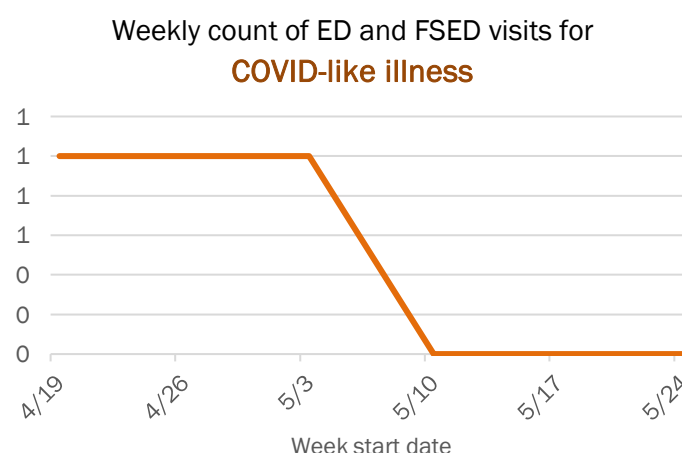
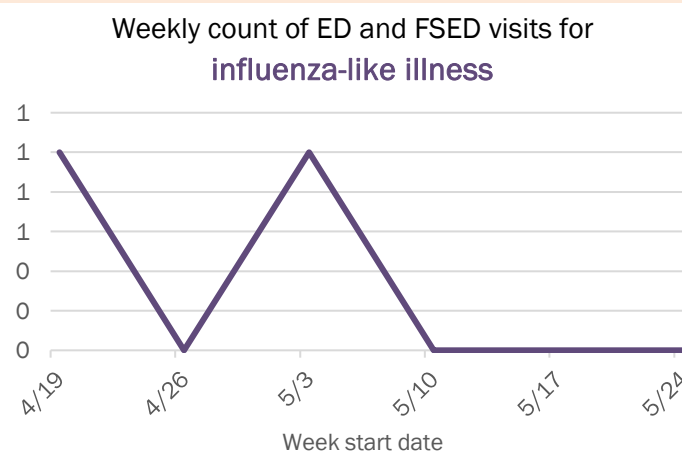
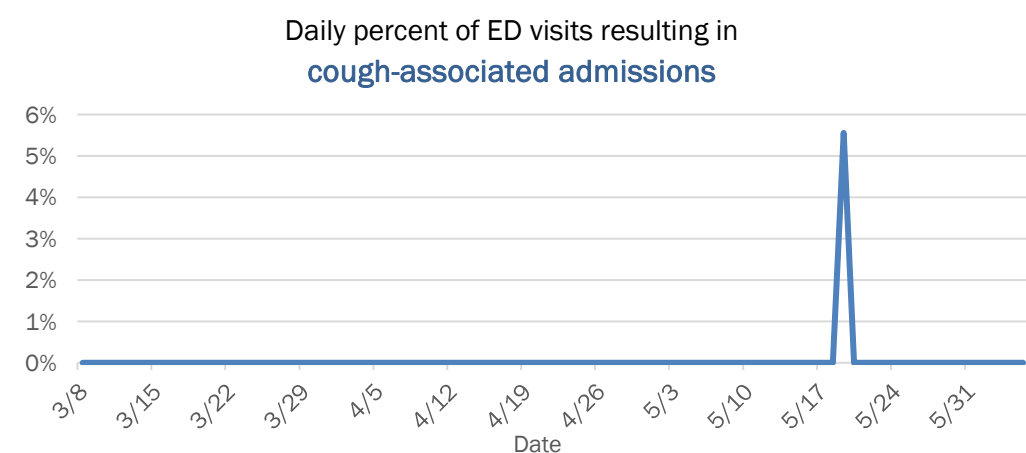
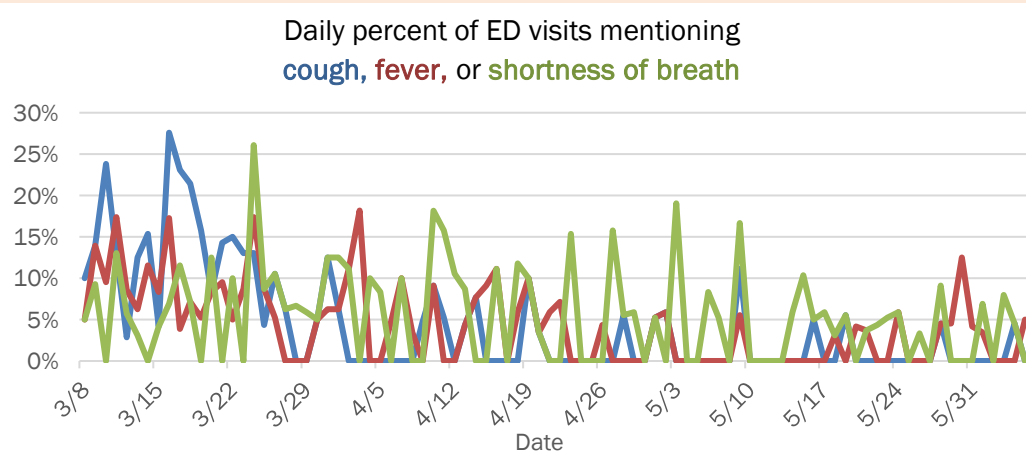
Laboratory testing for Florida residents and non-Florida residents over the past 2 weeks

Number and percent of positive labs

These counts include the number of people for whom the department received laboratory results by day. This percent is the number of people who test positive for the first time divided by all the people tested that day, excluding people who have previously tested positive.



Emergency department (ED) and freestanding ED (FSED) chief complaint and admission data for Gulf County



The Electronic Surveillance System for the Early Notification of Community-Based Epidemics (ESSENCE-FL) includes chief complaint data from 211 of 212 Florida EDs and 74 of 79 Florida FSEDs. Data are transmitted electronically to ESSENCE-FL daily or hourly.

Coronavirus: summary for Hamilton County

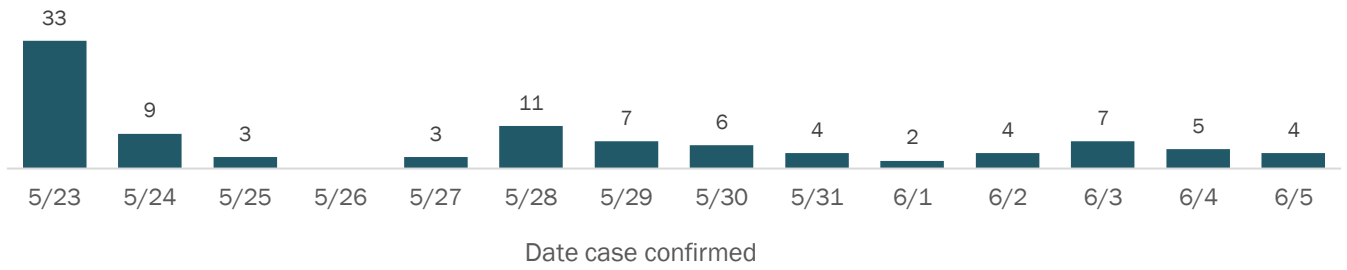
Data for Jun 6, 2020 (verified at 10 AM)

Data in this report are provisional and subject to change.

Confirmed cases

Total cases	261
Florida residents	258
Non-Florida residents	3
Gender for Florida residents	
Men	232
Women	26
Unknown	0
Age for Florida residents	
Range	3 - 84
Median age	39

Cases confirmed in Florida residents per day



Race, ethnicity	Cases	Hospitalizations	Deaths
White	113 (44%)	0 (0%)	0 (N/A)
Hispanic	18 (7%)	0 (0%)	0 (N/A)
Non-Hispanic	31 (12%)	0 (0%)	0 (N/A)
Unknown ethnicity	64 (25%)	0 (0%)	0 (N/A)
Black	114 (44%)	2 (40%)	0 (N/A)
Hispanic	2 (1%)	0 (0%)	0 (N/A)
Non-Hispanic	47 (18%)	2 (40%)	0 (N/A)
Unknown ethnicity	65 (25%)	0 (0%)	0 (N/A)
Other	25 (10%)	3 (60%)	0 (N/A)
Hispanic	14 (5%)	3 (60%)	0 (N/A)
Non-Hispanic	2 (1%)	0 (0%)	0 (N/A)
Unknown ethnicity	9 (3%)	0 (0%)	0 (N/A)
Unknown race	6 (2%)	0 (0%)	0 (N/A)
Hispanic	0 (0%)	0 (0%)	0 (N/A)
Non-Hispanic	0 (0%)	0 (0%)	0 (N/A)
Unknown ethnicity	6 (2%)	0 (0%)	0 (N/A)
Total	258	5	0

Outcomes for Florida residents

Hamilton	
Hospitalizations	5 (2% of all cases)
Deaths	0 (0% of all cases)

Statewide

Hospitalizations	10,891 (18% of all cases)
Deaths	2,688 (4% of all cases)

Cases in facility staff/residents

Hamilton	
Long-term care	3 (1% of all cases)
Correctional	215 (83% of all cases)

Statewide

Long-term care	9,949 (16% of all cases)
Correctional	2,825 (5% of all cases)

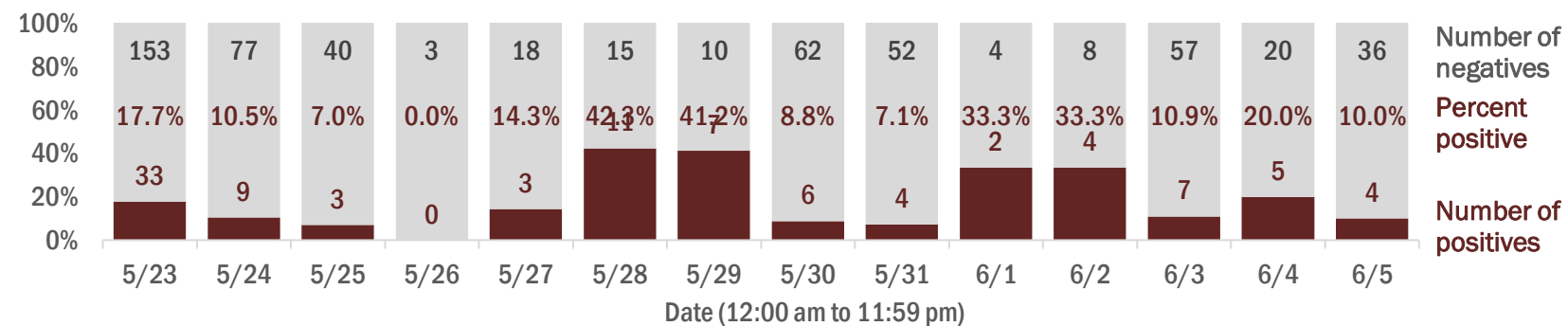
Hospitalization counts include anyone who was hospitalized at some point during their illness. It does not reflect the number of people currently hospitalized.

Other race includes any person with a race of American Indian/Alaskan native, Asian, native Hawaiian/Pacific Islander, or other.

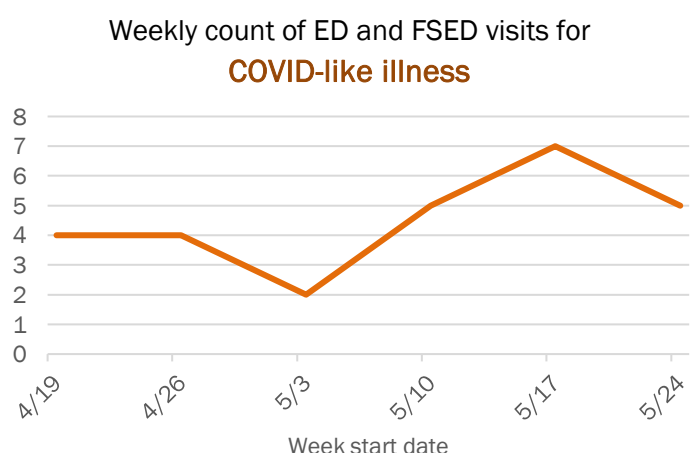
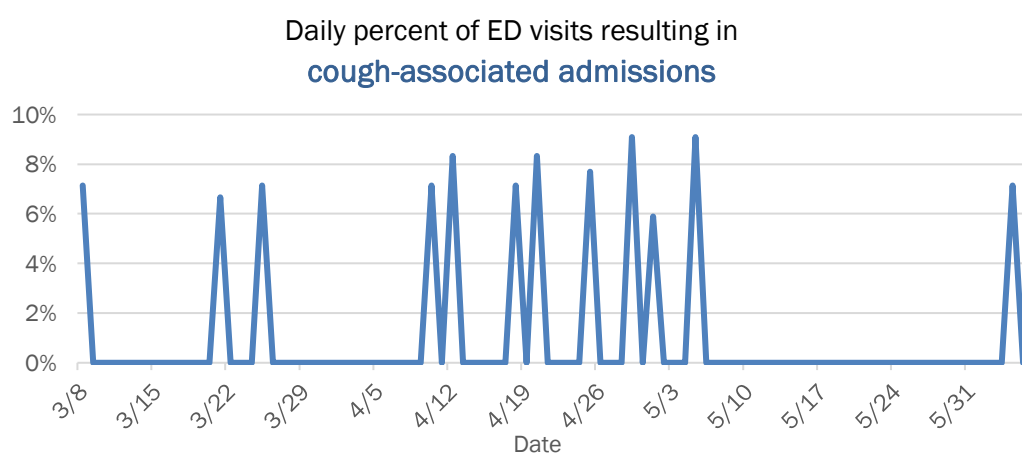
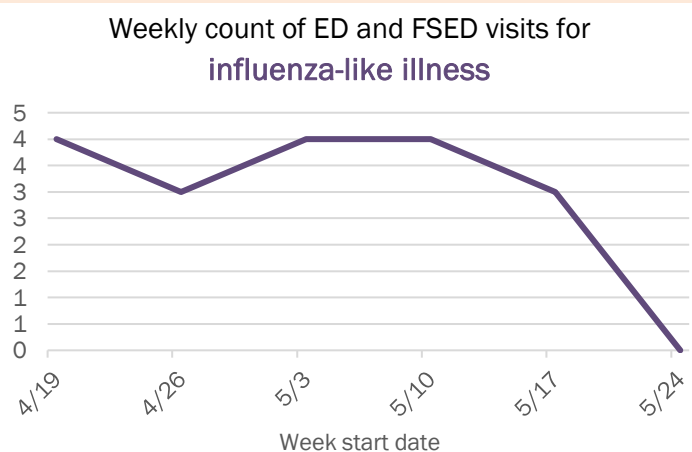
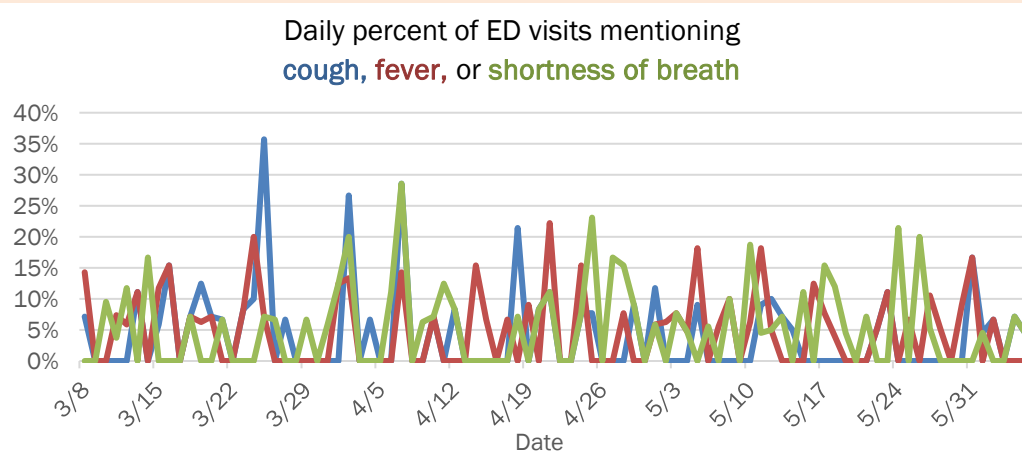
Laboratory testing for Florida residents and non-Florida residents over the past 2 weeks

Number and percent of positive labs

These counts include the number of people for whom the department received laboratory results by day. This percent is the number of people who test positive for the first time divided by all the people tested that day, excluding people who have previously tested positive.



Emergency department (ED) and freestanding ED (FSED) chief complaint and admission data for Hamilton County



The Electronic Surveillance System for the Early Notification of Community-Based Epidemics (ESSENCE-FL) includes chief complaint data from 211 of 212 Florida EDs and 74 of 79 Florida FSEDs. Data are transmitted electronically to ESSENCE-FL daily or hourly.

Coronavirus: summary for Hardee County

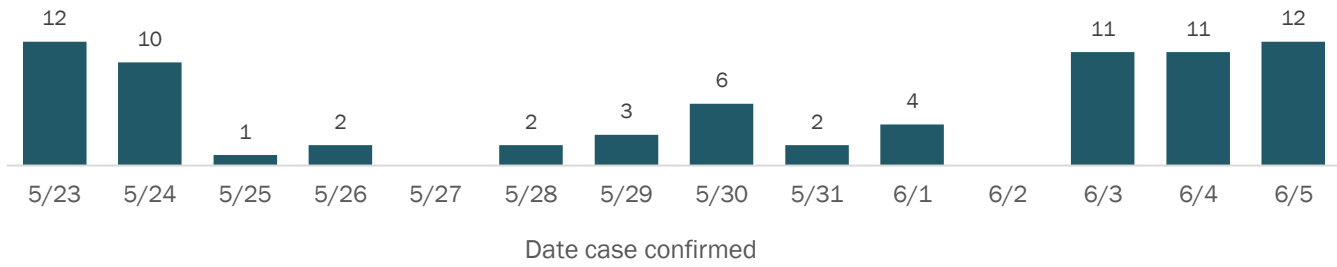
Data for Jun 6, 2020 (verified at 10 AM)

Data in this report are provisional and subject to change.

Confirmed cases

Total cases	140
Florida residents	137
Non-Florida residents	3
Gender for Florida residents	
Men	76
Women	61
Unknown	0
Age for Florida residents	
Range	0 - 85
Median age	35

Cases confirmed in Florida residents per day



Race, ethnicity	Cases	Hospitalizations	Deaths
White	81 (59%)	2 (14%)	0 (N/A)
Hispanic	66 (48%)	0 (0%)	0 (N/A)
Non-Hispanic	15 (11%)	2 (14%)	0 (N/A)
Unknown ethnicity	0 (0%)	0 (0%)	0 (N/A)
Black	41 (30%)	8 (57%)	0 (N/A)
Hispanic	0 (0%)	0 (0%)	0 (N/A)
Non-Hispanic	40 (29%)	8 (57%)	0 (N/A)
Unknown ethnicity	1 (1%)	0 (0%)	0 (N/A)
Other	12 (9%)	4 (29%)	0 (N/A)
Hispanic	9 (7%)	2 (14%)	0 (N/A)
Non-Hispanic	3 (2%)	2 (14%)	0 (N/A)
Unknown ethnicity	0 (0%)	0 (0%)	0 (N/A)
Unknown race	3 (2%)	0 (0%)	0 (N/A)
Hispanic	1 (1%)	0 (0%)	0 (N/A)
Non-Hispanic	0 (0%)	0 (0%)	0 (N/A)
Unknown ethnicity	2 (1%)	0 (0%)	0 (N/A)
Total	137	14	0

Outcomes for Florida residents

Hardee	
Hospitalizations	14 (10% of all cases)
Deaths	0 (0% of all cases)

Statewide

Hospitalizations	10,891 (18% of all cases)
Deaths	2,688 (4% of all cases)

Cases in facility staff/residents

Hardee	
Long-term care	5 (4% of all cases)
Correctional	2 (1% of all cases)

Statewide

Long-term care	9,949 (16% of all cases)
Correctional	2,825 (5% of all cases)

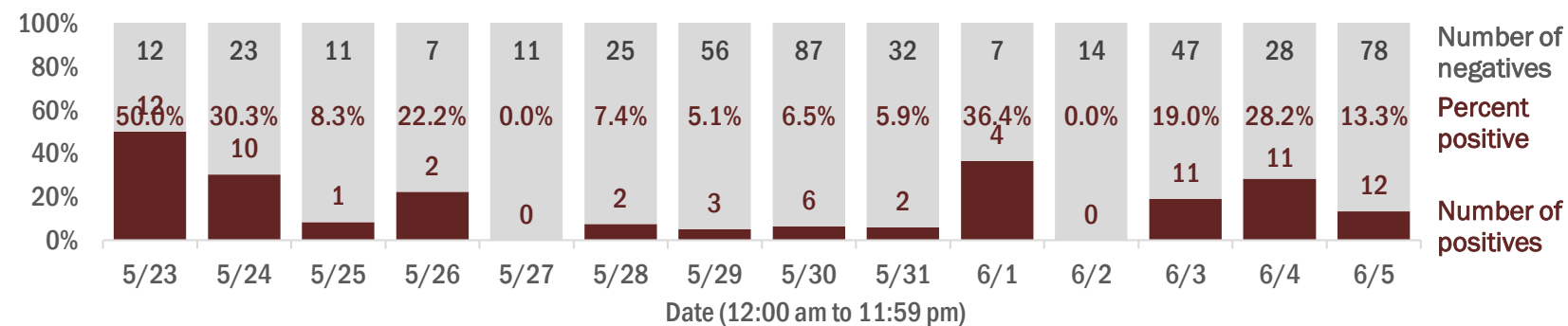
Hospitalization counts include anyone who was hospitalized at some point during their illness. It does not reflect the number of people currently hospitalized.

Other race includes any person with a race of American Indian/Alaskan native, Asian, native Hawaiian/Pacific Islander, or other.

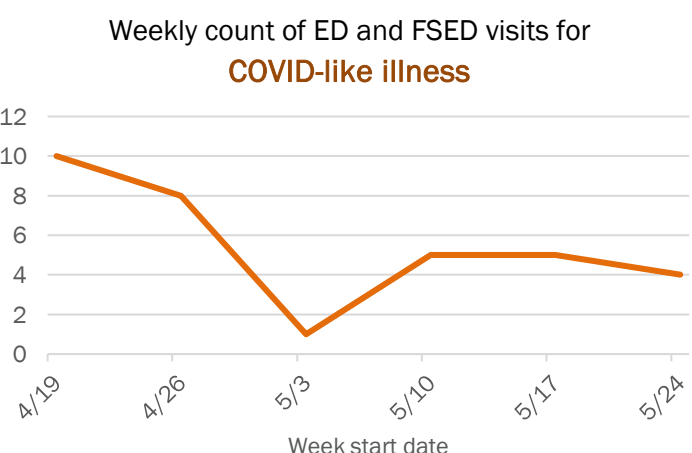
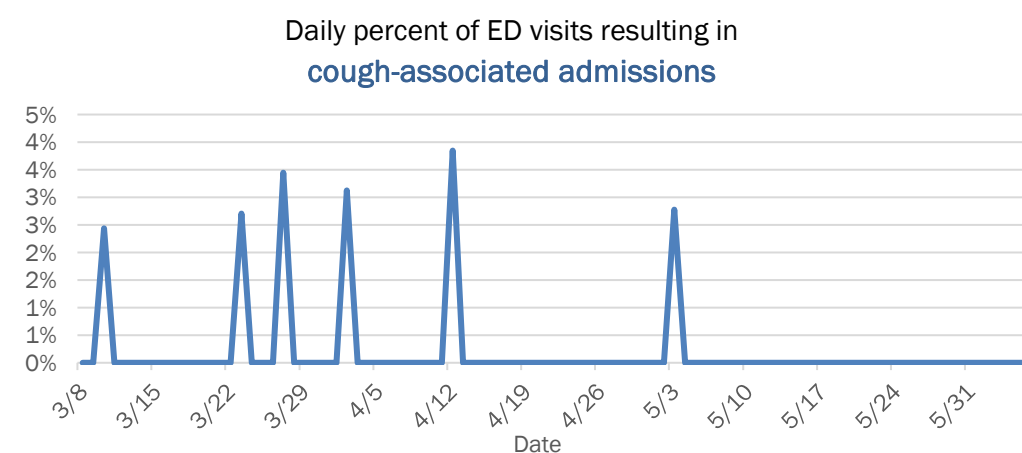
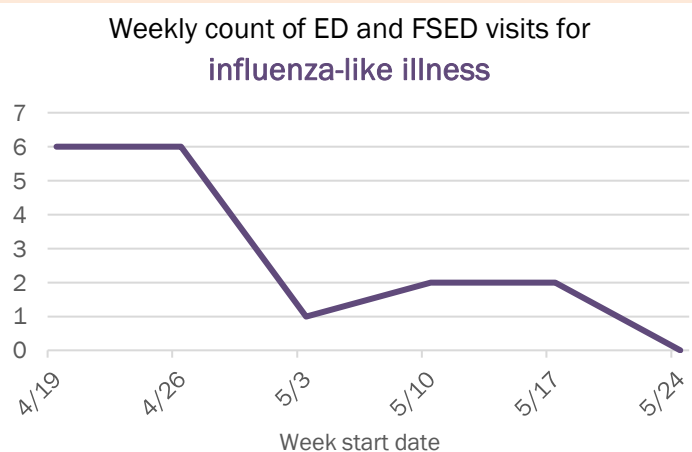
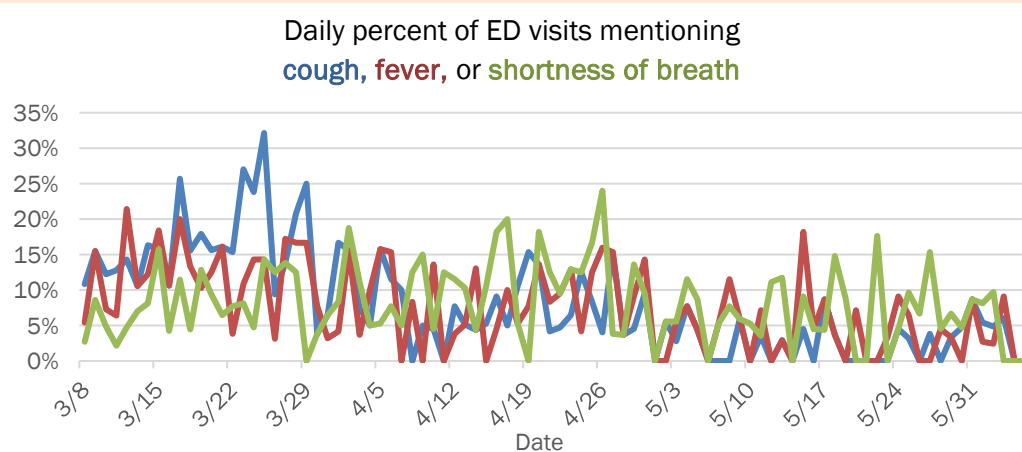
Laboratory testing for Florida residents and non-Florida residents over the past 2 weeks

Number and percent of positive labs

These counts include the number of people for whom the department received laboratory results by day. This percent is the number of people who test positive for the first time divided by all the people tested that day, excluding people who have previously tested positive.



Emergency department (ED) and freestanding ED (FSED) chief complaint and admission data for Hardee County



The Electronic Surveillance System for the Early Notification of Community-Based Epidemics (ESSENCE-FL) includes chief complaint data from 211 of 212 Florida EDs and 74 of 79 Florida FSEDs. Data are transmitted electronically to ESSENCE-FL daily or hourly.

Coronavirus: summary for Hendry County

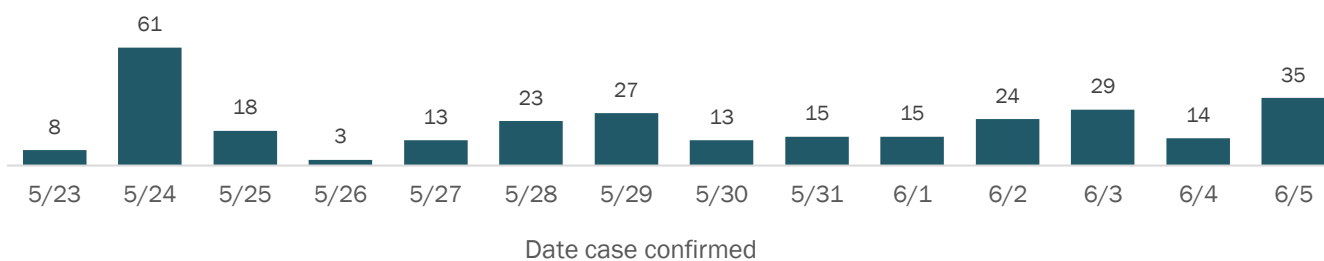
Data for Jun 6, 2020 (verified at 10 AM)

Data in this report are provisional and subject to change.

Confirmed cases

Total cases	552
Florida residents	552
Non-Florida residents	0
Gender for Florida residents	
Men	348
Women	203
Unknown	1
Age for Florida residents	
Range	0 - 101
Median age	39

Cases confirmed in Florida residents per day



Race, ethnicity	Cases	Hospitalizations	Deaths
White	434 (79%)	32 (58%)	14 (78%)
Hispanic	363 (66%)	20 (36%)	3 (17%)
Non-Hispanic	65 (12%)	12 (22%)	11 (61%)
Unknown ethnicity	6 (1%)	0 (0%)	0 (0%)
Black	54 (10%)	14 (25%)	4 (22%)
Hispanic	0 (0%)	0 (0%)	0 (0%)
Non-Hispanic	52 (9%)	12 (22%)	4 (22%)
Unknown ethnicity	2 (0%)	2 (4%)	0 (0%)
Other	16 (3%)	8 (15%)	0 (0%)
Hispanic	12 (2%)	7 (13%)	0 (0%)
Non-Hispanic	4 (1%)	1 (2%)	0 (0%)
Unknown ethnicity	0 (0%)	0 (0%)	0 (0%)
Unknown race	48 (9%)	1 (2%)	0 (0%)
Hispanic	24 (4%)	0 (0%)	0 (0%)
Non-Hispanic	0 (0%)	0 (0%)	0 (0%)
Unknown ethnicity	24 (4%)	1 (2%)	0 (0%)
Total	552	55	18

Outcomes for Florida residents

Hendry	
Hospitalizations	55 (10% of all cases)
Deaths	18 (3% of all cases)

Statewide

Hospitalizations	10,891 (18% of all cases)
Deaths	2,688 (4% of all cases)

Cases in facility staff/residents

Hendry	
Long-term care	70 (13% of all cases)
Correctional	19 (3% of all cases)

Statewide

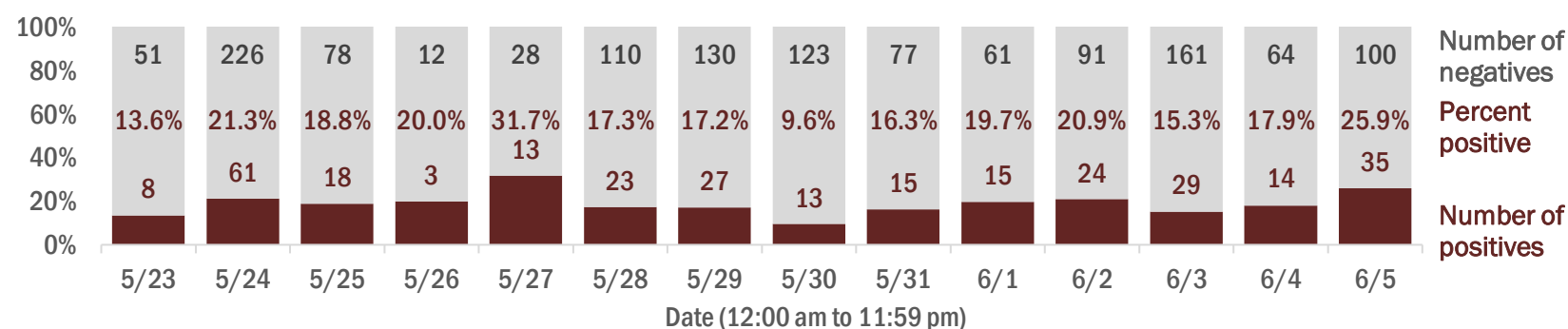
Long-term care	9,949 (16% of all cases)
Correctional	2,825 (5% of all cases)

Hospitalization counts include anyone who was hospitalized at some point during their illness. It does not reflect the number of people currently hospitalized.
Other race includes any person with a race of American Indian/Alaskan native, Asian, native Hawaiian/Pacific Islander, or other.

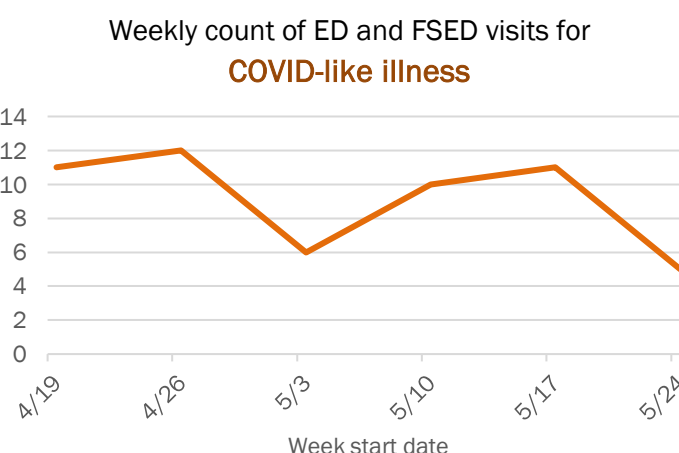
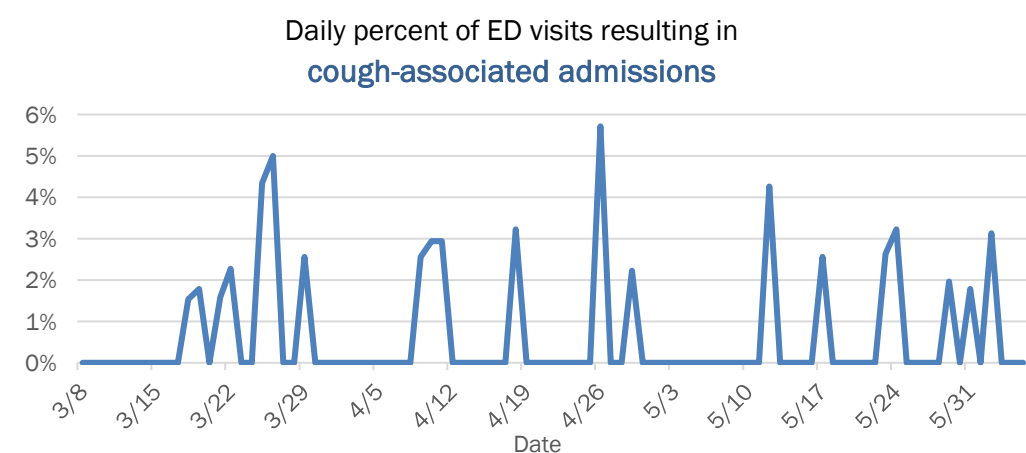
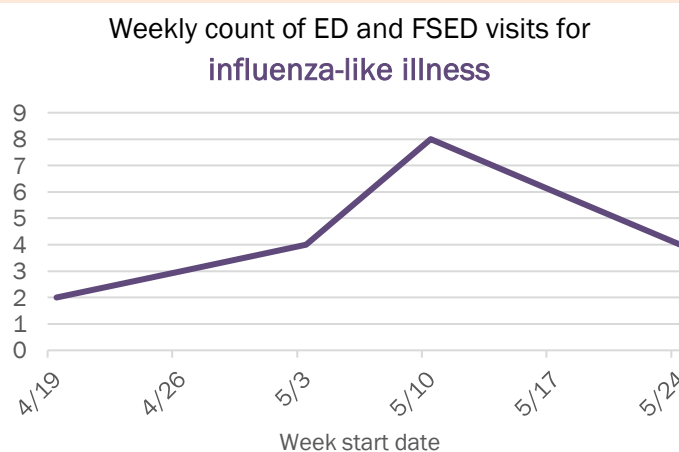
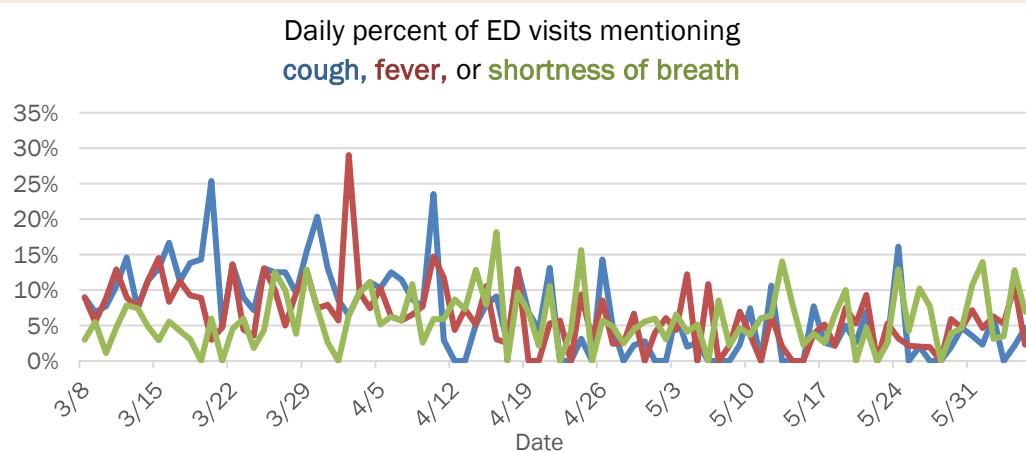
Laboratory testing for Florida residents and non-Florida residents over the past 2 weeks

Number and percent of positive labs

These counts include the number of people for whom the department received laboratory results by day. This percent is the number of people who test positive for the first time divided by all the people tested that day, excluding people who have previously tested positive.



Emergency department (ED) and freestanding ED (FSED) chief complaint and admission data for Hendry County



The Electronic Surveillance System for the Early Notification of Community-Based Epidemics (ESSENCE-FL) includes chief complaint data from 211 of 212 Florida EDs and 74 of 79 Florida FSEDs. Data are transmitted electronically to ESSENCE-FL daily or hourly.

Coronavirus: summary for Hernando County

Data for Jun 6, 2020 (verified at 10 AM)

Data in this report are provisional and subject to change.

Confirmed cases		Cases confirmed in Florida residents per day	
Total cases	122		
Florida residents	117		
Non-Florida residents	5		
Gender for Florida residents			
Men	60		
Women	57		
Unknown	0		
Age for Florida residents			
Range	1 - 88		
Median age	48		

Race, ethnicity	Cases	Hospitalizations	Deaths
White	95 (81%)	20 (80%)	4 (80%)
Hispanic	23 (20%)	4 (16%)	1 (20%)
Non-Hispanic	71 (61%)	16 (64%)	3 (60%)
Unknown ethnicity	1 (1%)	0 (0%)	0 (0%)
Black	17 (15%)	3 (12%)	1 (20%)
Hispanic	0 (0%)	0 (0%)	0 (0%)
Non-Hispanic	17 (15%)	3 (12%)	1 (20%)
Unknown ethnicity	0 (0%)	0 (0%)	0 (0%)
Other	5 (4%)	2 (8%)	0 (0%)
Hispanic	3 (3%)	2 (8%)	0 (0%)
Non-Hispanic	2 (2%)	0 (0%)	0 (0%)
Unknown ethnicity	0 (0%)	0 (0%)	0 (0%)
Unknown race	0 (0%)	0 (0%)	0 (0%)
Hispanic	0 (0%)	0 (0%)	0 (0%)
Non-Hispanic	0 (0%)	0 (0%)	0 (0%)
Unknown ethnicity	0 (0%)	0 (0%)	0 (0%)
Total	117	25	5

Outcomes for Florida residents		
Hernando		
Hospitalizations	25	(21% of all cases)
Deaths	5	(4% of all cases)
Statewide		
Hospitalizations	10,891	(18% of all cases)
Deaths	2,688	(4% of all cases)

Cases in facility staff/residents		
Hernando		
Long-term care	8	(7% of all cases)
Correctional	6	(5% of all cases)
Statewide		
Long-term care	9,949	(16% of all cases)
Correctional	2,825	(5% of all cases)

Hospitalization counts include anyone who was hospitalized at some point during their illness. It does not reflect the number of people currently hospitalized.
Other race includes any person with a race of American Indian/Alaskan native, Asian, native Hawaiian/Pacific Islander, or other.

Laboratory testing for Florida residents and non-Florida residents over the past 2 weeks

Number and percent of positive labs

These counts include the number of people for whom the department received laboratory results by day. This percent is the number of people who test positive for the first time divided by all the people tested that day, excluding people who have previously tested positive.

Date (12:00 am to 11:59 pm)	Number of negatives	Percent positive	Number of positives
5/23	71	1.4%	1
5/24	129	0.8%	1
5/25	97	1.0%	1
5/26	100	0.0%	0
5/27	93	0.0%	0
5/28	237	0.0%	0
5/29	127	0.0%	0
5/30	174	1.1%	2
5/31	140	0.0%	0
6/1	113	3.4%	4
6/2	142	0.0%	0
6/3	167	1.2%	2
6/4	360	0.0%	0
6/5	213	0.0%	0

Emergency department (ED) and freestanding ED (FSED) chief complaint and admission data for Hernando County

Daily percent of ED visits mentioning cough, fever, or shortness of breath

Weekly count of ED and FSED visits for influenza-like illness

Daily percent of ED visits resulting in cough-associated admissions

Weekly count of ED and FSED visits for COVID-like illness

The Electronic Surveillance System for the Early Notification of Community-Based Epidemics (ESSENCE-FL) includes chief complaint data from 211 of 212 Florida EDs and 74 of 79 Florida FSEDs. Data are transmitted electronically to ESSENCE-FL daily or hourly.

Coronavirus: summary for Highlands County

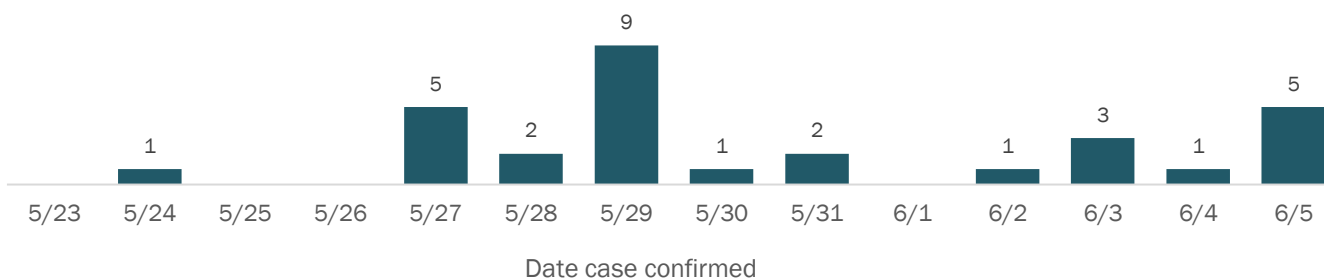
Data for Jun 6, 2020 (verified at 10 AM)

Data in this report are provisional and subject to change.

Confirmed cases

Total cases	143
Florida residents	141
Non-Florida residents	2
Gender for Florida residents	
Men	70
Women	71
Unknown	0
Age for Florida residents	
Range	0 - 87
Median age	54

Cases confirmed in Florida residents per day



Race, ethnicity	Cases	Hospitalizations	Deaths
White	78 (55%)	17 (44%)	2 (22%)
Hispanic	27 (19%)	4 (10%)	0 (0%)
Non-Hispanic	45 (32%)	11 (28%)	2 (22%)
Unknown ethnicity	6 (4%)	2 (5%)	0 (0%)
Black	32 (23%)	13 (33%)	4 (44%)
Hispanic	1 (1%)	0 (0%)	0 (0%)
Non-Hispanic	30 (21%)	12 (31%)	3 (33%)
Unknown ethnicity	1 (1%)	1 (3%)	1 (11%)
Other	23 (16%)	9 (23%)	3 (33%)
Hispanic	16 (11%)	6 (15%)	2 (22%)
Non-Hispanic	7 (5%)	3 (8%)	1 (11%)
Unknown ethnicity	0 (0%)	0 (0%)	0 (0%)
Unknown race	8 (6%)	0 (0%)	0 (0%)
Hispanic	1 (1%)	0 (0%)	0 (0%)
Non-Hispanic	0 (0%)	0 (0%)	0 (0%)
Unknown ethnicity	7 (5%)	0 (0%)	0 (0%)
Total	141	39	9

Outcomes for Florida residents

Highlands	
Hospitalizations	39 (28% of all cases)
Deaths	9 (6% of all cases)

Statewide

Hospitalizations	10,891 (18% of all cases)
Deaths	2,688 (4% of all cases)

Cases in facility staff/residents

Highlands	
Long-term care	11 (8% of all cases)
Correctional	1 (1% of all cases)

Statewide

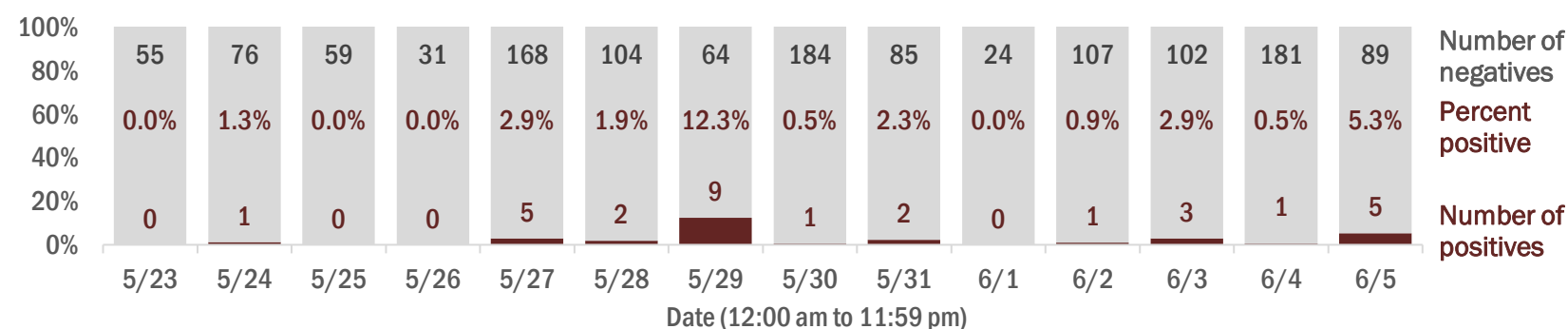
Long-term care	9,949 (16% of all cases)
Correctional	2,825 (5% of all cases)

Hospitalization counts include anyone who was hospitalized at some point during their illness. It does not reflect the number of people currently hospitalized.
Other race includes any person with a race of American Indian/Alaskan native, Asian, native Hawaiian/Pacific Islander, or other.

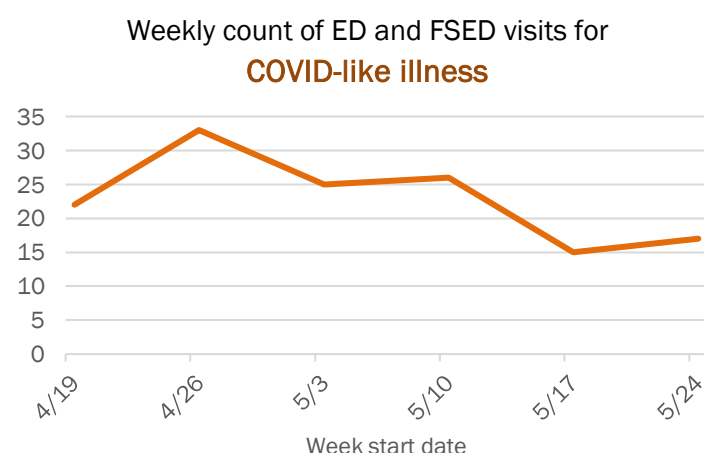
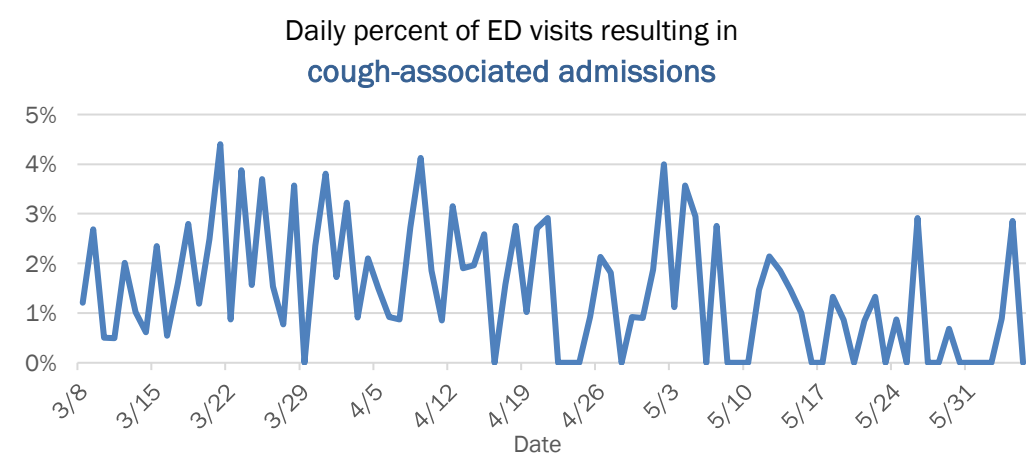
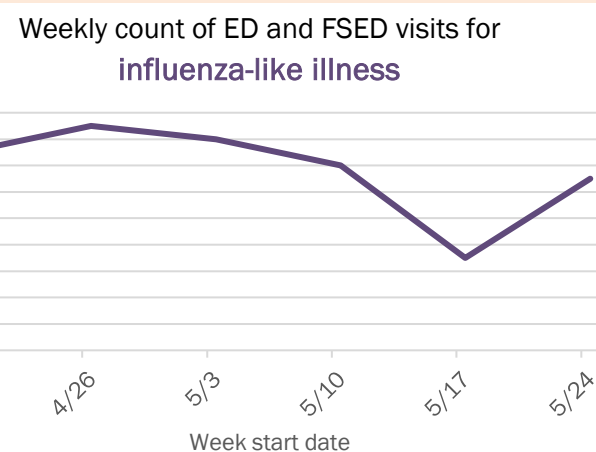
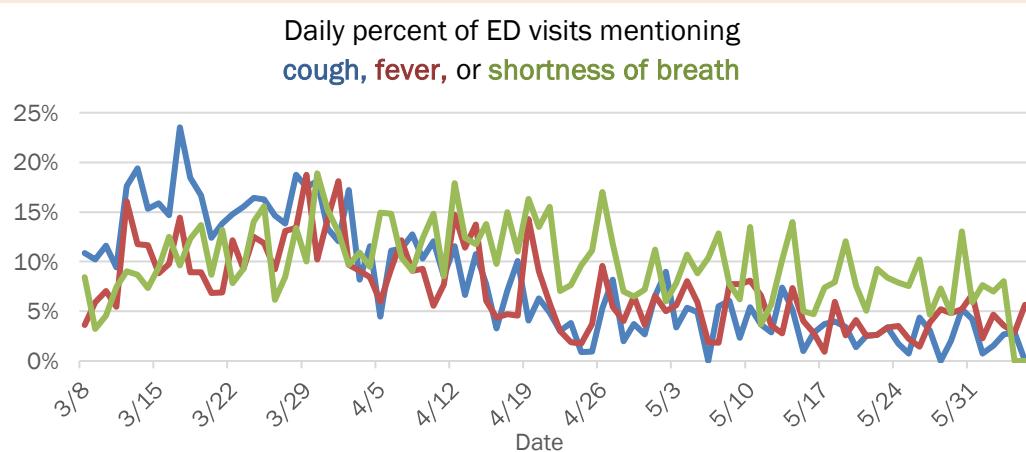
Laboratory testing for Florida residents and non-Florida residents over the past 2 weeks

Number and percent of positive labs

These counts include the number of people for whom the department received laboratory results by day. This percent is the number of people who test positive for the first time divided by all the people tested that day, excluding people who have previously tested positive.



Emergency department (ED) and freestanding ED (FSED) chief complaint and admission data for Highlands County



The Electronic Surveillance System for the Early Notification of Community-Based Epidemics (ESSENCE-FL) includes chief complaint data from 211 of 212 Florida EDs and 74 of 79 Florida FSEDs. Data are transmitted electronically to ESSENCE-FL daily or hourly.

Coronavirus: summary for Hillsborough County

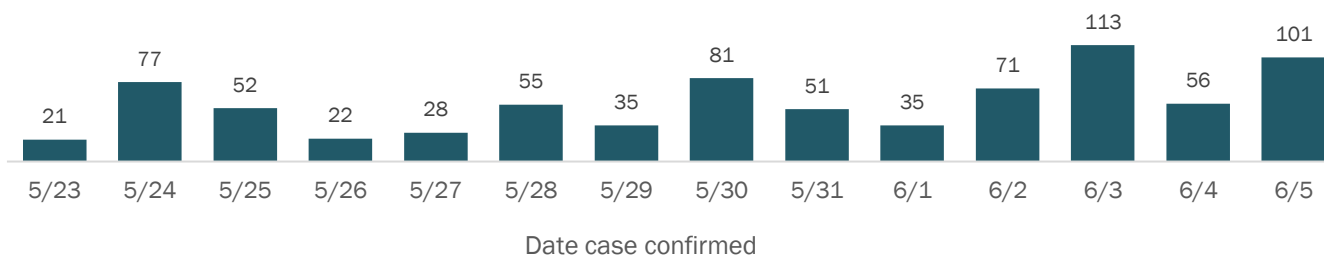
Data for Jun 6, 2020 (verified at 10 AM)

Data in this report are provisional and subject to change.

Confirmed cases

Total cases	2,643
Florida residents	2,583
Non-Florida residents	60
Gender for Florida residents	
Men	1,207
Women	1,375
Unknown	1
Age for Florida residents	
Range	0 - 104
Median age	45

Cases confirmed in Florida residents per day



Race, ethnicity	Cases	Hospitalizations	Deaths
White	1,093	240	54
Hispanic	393	65	7
Non-Hispanic	632	161	45
Unknown ethnicity	68	14	2
Black	581	140	22
Hispanic	16	4	0
Non-Hispanic	531	131	22
Unknown ethnicity	34	5	0
Other	522	80	9
Hispanic	301	44	5
Non-Hispanic	171	28	2
Unknown ethnicity	50	8	2
Unknown race	387	7	5
Hispanic	15	0	0
Non-Hispanic	9	0	0
Unknown ethnicity	363	7	5
Total	2,583	467	90

Outcomes for Florida residents

Hillsborough		
Hospitalizations	467	(18% of all cases)
Deaths	90	(3% of all cases)

Statewide

Hospitalizations	10,891	(18% of all cases)
Deaths	2,688	(4% of all cases)

Cases in facility staff/residents

Hillsborough		
Long-term care	493	(19% of all cases)
Correctional	7	(0% of all cases)

Statewide

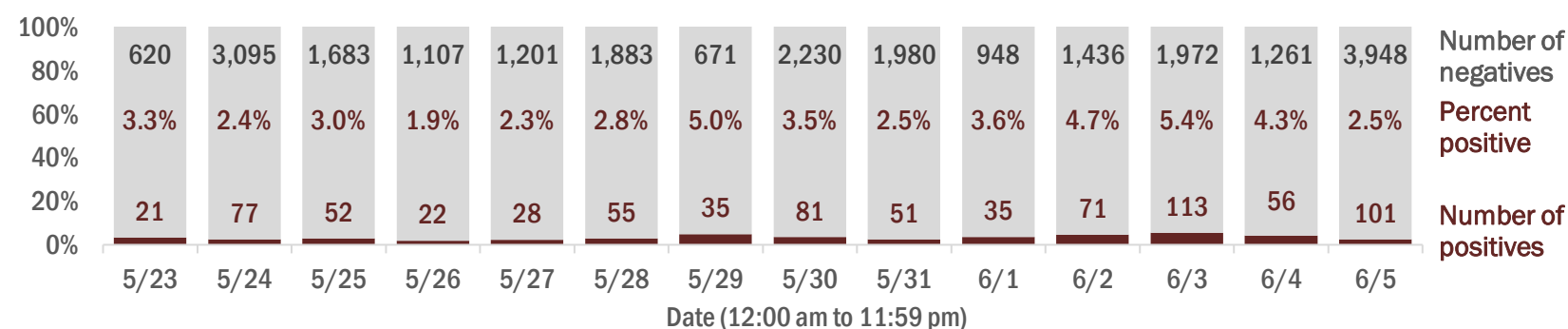
Long-term care	9,949	(16% of all cases)
Correctional	2,825	(5% of all cases)

Hospitalization counts include anyone who was hospitalized at some point during their illness. It does not reflect the number of people currently hospitalized.
Other race includes any person with a race of American Indian/Alaskan native, Asian, native Hawaiian/Pacific Islander, or other.

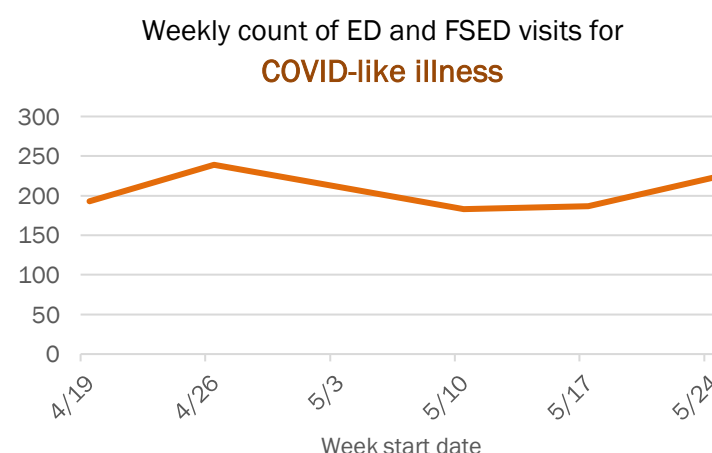
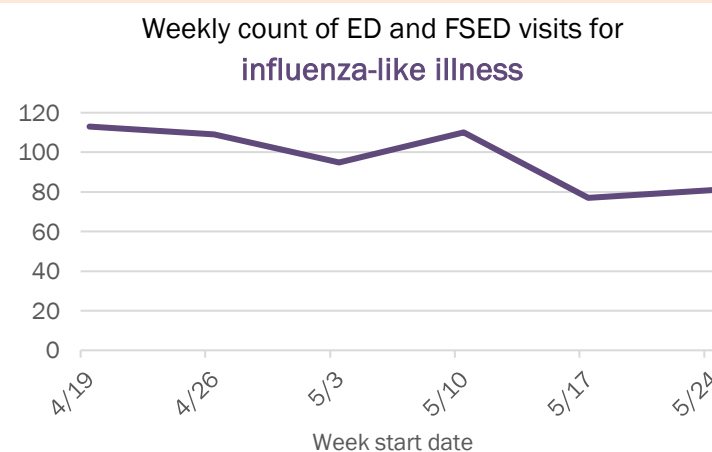
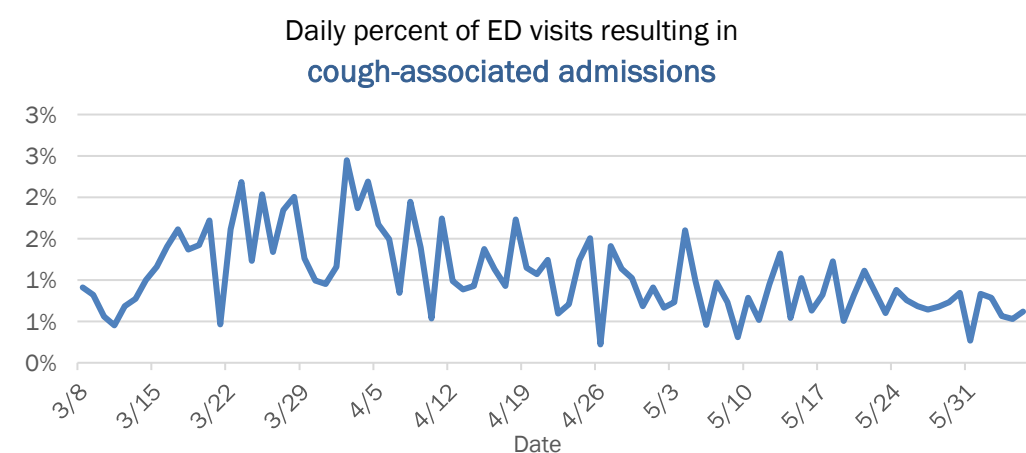
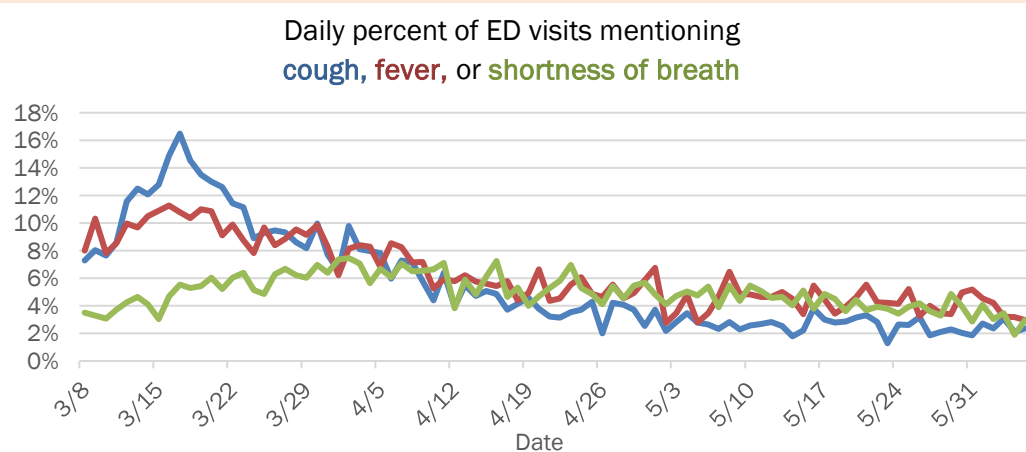
Laboratory testing for Florida residents and non-Florida residents over the past 2 weeks

Number and percent of positive labs

These counts include the number of people for whom the department received laboratory results by day. This percent is the number of people who test positive for the first time divided by all the people tested that day, excluding people who have previously tested positive.



Emergency department (ED) and freestanding ED (FSED) chief complaint and admission data for Hillsborough County



The Electronic Surveillance System for the Early Notification of Community-Based Epidemics (ESSENCE-FL) includes chief complaint data from 211 of 212 Florida EDs and 74 of 79 Florida FSEDs. Data are transmitted electronically to ESSENCE-FL daily or hourly.

Coronavirus: summary for Holmes County

Data for Jun 6, 2020 (verified at 10 AM)

Data in this report are provisional and subject to change.

Confirmed cases		Cases confirmed in Florida residents per day			
Total cases	30				
Florida residents	29				
Non-Florida residents	1				
Gender for Florida residents					
Men	15				
Women	14				
Unknown	0				
Age for Florida residents					
Range	1 - 79				
Median age	42				
Race, ethnicity		Cases	Hospitalizations	Deaths	
White	23	79%	0	0%	0
Hispanic	0	0%	0	0%	0
Non-Hispanic	22	76%	0	0%	0
Unknown ethnicity	1	3%	0	0%	0
Black	3	10%	1	100%	0
Hispanic	0	0%	0	0%	0
Non-Hispanic	3	10%	1	100%	0
Unknown ethnicity	0	0%	0	0%	0
Other	1	3%	0	0%	0
Hispanic	0	0%	0	0%	0
Non-Hispanic	1	3%	0	0%	0
Unknown ethnicity	0	0%	0	0%	0
Unknown race	2	7%	0	0%	0
Hispanic	0	0%	0	0%	0
Non-Hispanic	0	0%	0	0%	0
Unknown ethnicity	2	7%	0	0%	0
Total	29		1		0

Outcomes for Florida residents	
Holmes	
Hospitalizations	1 (3% of all cases)
Deaths	0 (0% of all cases)
Statewide	
Hospitalizations	10,891 (18% of all cases)
Deaths	2,688 (4% of all cases)

Cases in facility staff/residents	
Holmes	
Long-term care	5 (17% of all cases)
Correctional	1 (3% of all cases)
Statewide	
Long-term care	9,949 (16% of all cases)
Correctional	2,825 (5% of all cases)

Hospitalization counts include anyone who was hospitalized at some point during their illness. It does not reflect the number of people currently hospitalized.
Other race includes any person with a race of American Indian/Alaskan native, Asian, native Hawaiian/Pacific Islander, or other.

Laboratory testing for Florida residents and non-Florida residents over the past 2 weeks

Number and percent of positive labs

These counts include the number of people for whom the department received laboratory results by day. This percent is the number of people who test positive for the first time divided by all the people tested that day, excluding people who have previously tested positive.

Date	Number of positives	Percent positive	Number of negatives
5/23	0	0.0%	4
5/24	0	0.0%	26
5/25	3	15.8%	16
5/26	1	12.5%	7
5/27	0	0.0%	13
5/28	1	3.6%	27
5/29	0	0.0%	7
5/30	0	0.0%	15
5/31	0	0.0%	18
6/1	4	22.2%	14
6/2	1	6.7%	14
6/3	2	12.5%	14
6/4	2	6.9%	27
6/5	1	3.4%	28

Emergency department (ED) and freestanding ED (FSED) chief complaint and admission data for Holmes County

Daily percent of ED visits mentioning cough, fever, or shortness of breath

Weekly count of ED and FSED visits for influenza-like illness

Daily percent of ED visits resulting in cough-associated admissions

Weekly count of ED and FSED visits for COVID-like illness

The Electronic Surveillance System for the Early Notification of Community-Based Epidemics (ESSENCE-FL) includes chief complaint data from 211 of 212 Florida EDs and 74 of 79 Florida FSEDs. Data are transmitted electronically to ESSENCE-FL daily or hourly.

Coronavirus: summary for Indian River County

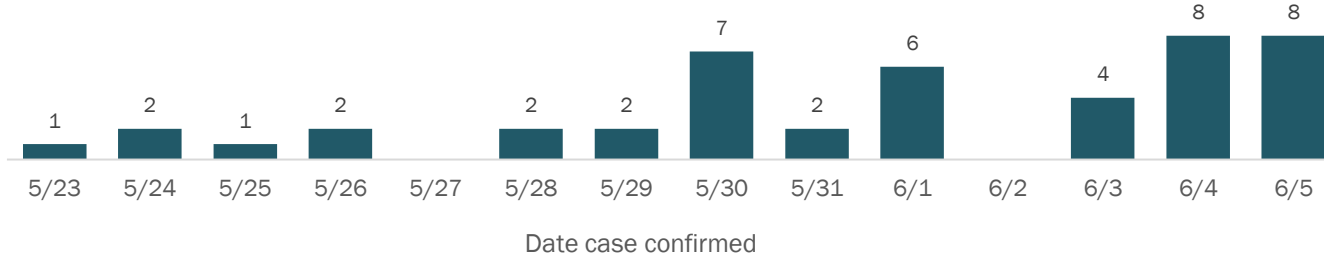
Data for Jun 6, 2020 (verified at 10 AM)

Data in this report are provisional and subject to change.

Confirmed cases

Total cases	160
Florida residents	149
Non-Florida residents	11
Gender for Florida residents	
Men	71
Women	78
Unknown	0
Age for Florida residents	
Range	0 - 95
Median age	55

Cases confirmed in Florida residents per day



Race, ethnicity	Cases	Hospitalizations	Deaths
White	104 (70%)	23 (70%)	9 (82%)
Hispanic	17 (11%)	0 (0%)	0 (0%)
Non-Hispanic	81 (54%)	22 (67%)	9 (82%)
Unknown ethnicity	6 (4%)	1 (3%)	0 (0%)
Black	12 (8%)	4 (12%)	2 (18%)
Hispanic	0 (0%)	0 (0%)	0 (0%)
Non-Hispanic	12 (8%)	4 (12%)	2 (18%)
Unknown ethnicity	0 (0%)	0 (0%)	0 (0%)
Other	18 (12%)	6 (18%)	0 (0%)
Hispanic	6 (4%)	1 (3%)	0 (0%)
Non-Hispanic	7 (5%)	3 (9%)	0 (0%)
Unknown ethnicity	5 (3%)	2 (6%)	0 (0%)
Unknown race	15 (10%)	0 (0%)	0 (0%)
Hispanic	0 (0%)	0 (0%)	0 (0%)
Non-Hispanic	0 (0%)	0 (0%)	0 (0%)
Unknown ethnicity	15 (10%)	0 (0%)	0 (0%)
Total	149	33	11

Outcomes for Florida residents

Indian River	
Hospitalizations	33 (22% of all cases)
Deaths	11 (7% of all cases)

Statewide

Hospitalizations	10,891 (18% of all cases)
Deaths	2,688 (4% of all cases)

Cases in facility staff/residents

Indian River	
Long-term care	27 (18% of all cases)
Correctional	1 (1% of all cases)

Statewide

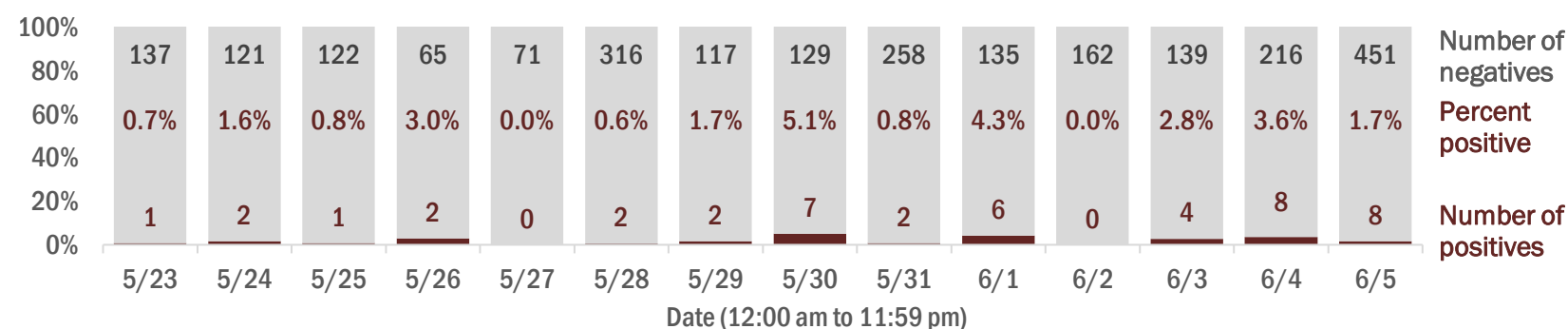
Long-term care	9,949 (16% of all cases)
Correctional	2,825 (5% of all cases)

Hospitalization counts include anyone who was hospitalized at some point during their illness. It does not reflect the number of people currently hospitalized.
Other race includes any person with a race of American Indian/Alaskan native, Asian, native Hawaiian/Pacific Islander, or other.

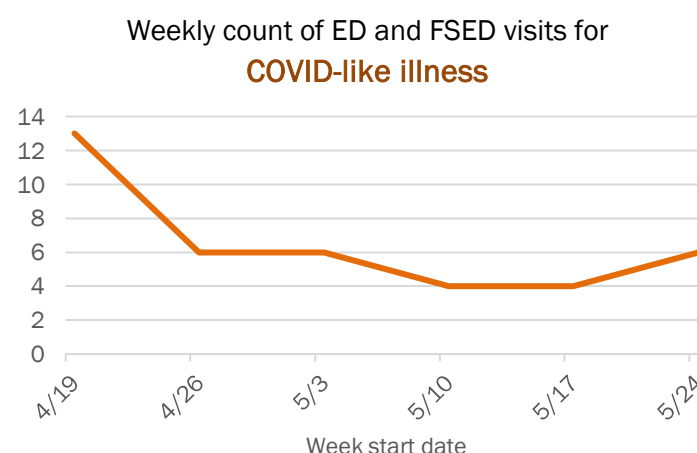
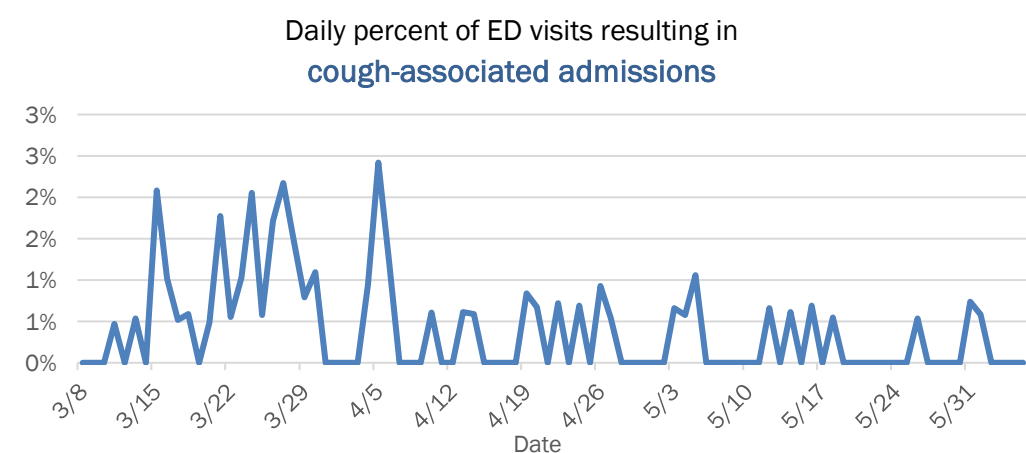
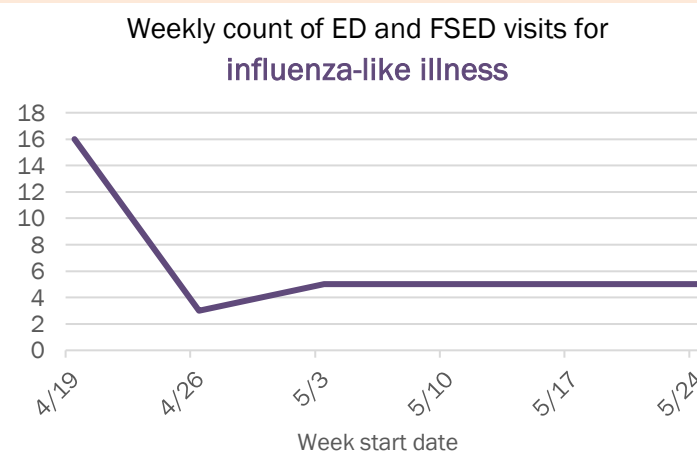
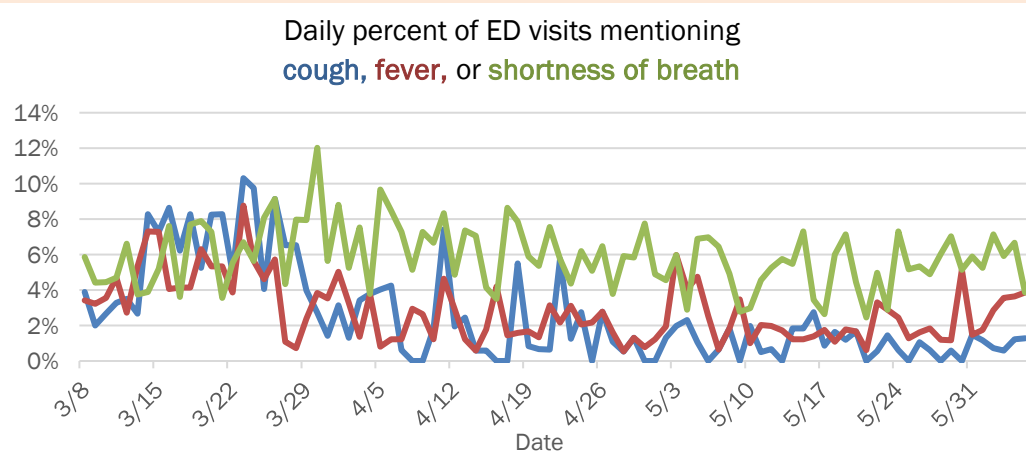
Laboratory testing for Florida residents and non-Florida residents over the past 2 weeks

Number and percent of positive labs

These counts include the number of people for whom the department received laboratory results by day. This percent is the number of people who test positive for the first time divided by all the people tested that day, excluding people who have previously tested positive.



Emergency department (ED) and freestanding ED (FSED) chief complaint and admission data for Indian River County



The Electronic Surveillance System for the Early Notification of Community-Based Epidemics (ESSENCE-FL) includes chief complaint data from 211 of 212 Florida EDs and 74 of 79 Florida FSEDs. Data are transmitted electronically to ESSENCE-FL daily or hourly.

Coronavirus: summary for Jackson County

Data for Jun 6, 2020 (verified at 10 AM)

Data in this report are provisional and subject to change.

Confirmed cases		Cases confirmed in Florida residents per day			
Total cases	298				
Florida residents	289				
Non-Florida residents	9				
Gender for Florida residents					
Men	230				
Women	59				
Unknown	0				
Age for Florida residents					
Range	0 - 87				
Median age	40				
Race, ethnicity		Cases	Hospitalizations	Deaths	
White	120	42%	6	30%	0
Hispanic	13	4%	0	0%	0
Non-Hispanic	63	22%	4	20%	0
Unknown ethnicity	44	15%	2	10%	0
Black	125	43%	12	60%	1
Hispanic	1	0%	0	0%	0
Non-Hispanic	101	35%	10	50%	1
Unknown ethnicity	23	8%	2	10%	0
Other	11	4%	2	10%	0
Hispanic	7	2%	2	10%	0
Non-Hispanic	2	1%	0	0%	0
Unknown ethnicity	2	1%	0	0%	0
Unknown race	33	11%	0	0%	0
Hispanic	1	0%	0	0%	0
Non-Hispanic	0	0%	0	0%	0
Unknown ethnicity	32	11%	0	0%	0
Total	289		20		1

Outcomes for Florida residents	
Jackson	
Hospitalizations	20 (7% of all cases)
Deaths	1 (0% of all cases)
Statewide	
Hospitalizations	10,891 (18% of all cases)
Deaths	2,688 (4% of all cases)

Cases in facility staff/residents	
Jackson	
Long-term care	48 (17% of all cases)
Correctional	189 (65% of all cases)
Statewide	
Long-term care	9,949 (16% of all cases)
Correctional	2,825 (5% of all cases)

Hospitalization counts include anyone who was hospitalized at some point during their illness. It does not reflect the number of people currently hospitalized.
Other race includes any person with a race of American Indian/Alaskan native, Asian, native Hawaiian/Pacific Islander, or other.

Laboratory testing for Florida residents and non-Florida residents over the past 2 weeks

Number and percent of positive labs

These counts include the number of people for whom the department received laboratory results by day. This percent is the number of people who test positive for the first time divided by all the people tested that day, excluding people who have previously tested positive.

Date	Number of positives	Percent positive	Number of negatives
5/23	1	0.9%	116
5/24	10	4.4%	217
5/25	3	4.7%	61
5/26	1	2.6%	38
5/27	1	4.5%	21
5/28	6	11.8%	45
5/29	1	9.1%	10
5/30	1	1.9%	53
5/31	5	7.8%	59
6/1	5	45.0%	11
6/2	3	5.2%	55
6/3	5	4.5%	107
6/4	17	5.0%	324
6/5	6	9.8%	55

Emergency department (ED) and freestanding ED (FSED) chief complaint and admission data for Jackson County

Daily percent of ED visits mentioning cough, fever, or shortness of breath

Weekly count of ED and FSED visits for influenza-like illness

Daily percent of ED visits resulting in cough-associated admissions

Weekly count of ED and FSED visits for COVID-like illness

The Electronic Surveillance System for the Early Notification of Community-Based Epidemics (ESSENCE-FL) includes chief complaint data from 211 of 212 Florida EDs and 74 of 79 Florida FSEDs. Data are transmitted electronically to ESSENCE-FL daily or hourly.

Coronavirus: summary for Jefferson County

Data for Jun 6, 2020 (verified at 10 AM)

Data in this report are provisional and subject to change.

Confirmed cases		Cases confirmed in Florida residents per day	
Total cases	31		
Florida residents	29		
Non-Florida residents	2		
Gender for Florida residents			
Men	12		
Women	17		
Unknown	0		
Age for Florida residents			
Range	29 - 95		
Median age	66		
		5/23	5/24
		5/25	5/26
		5/27	5/28
		5/29	5/30
		5/31	6/1
		6/2	6/3
		6/4	6/5
		Date case confirmed	

Race, ethnicity	Cases	Hospitalizations	Deaths
White	9 (31%)	3 (43%)	2 (67%)
Hispanic	0 (0%)	0 (0%)	0 (0%)
Non-Hispanic	8 (28%)	3 (43%)	1 (33%)
Unknown ethnicity	1 (3%)	0 (0%)	1 (33%)
Black	13 (45%)	3 (43%)	1 (33%)
Hispanic	0 (0%)	0 (0%)	0 (0%)
Non-Hispanic	13 (45%)	3 (43%)	1 (33%)
Unknown ethnicity	0 (0%)	0 (0%)	0 (0%)
Other	6 (21%)	1 (14%)	0 (0%)
Hispanic	3 (10%)	0 (0%)	0 (0%)
Non-Hispanic	3 (10%)	1 (14%)	0 (0%)
Unknown ethnicity	0 (0%)	0 (0%)	0 (0%)
Unknown race	1 (3%)	0 (0%)	0 (0%)
Hispanic	0 (0%)	0 (0%)	0 (0%)
Non-Hispanic	0 (0%)	0 (0%)	0 (0%)
Unknown ethnicity	1 (3%)	0 (0%)	0 (0%)
Total	29	7	3

Outcomes for Florida residents	
Jefferson	
Hospitalizations	7 (24% of all cases)
Deaths	3 (10% of all cases)
Statewide	
Hospitalizations	10,891 (18% of all cases)
Deaths	2,688 (4% of all cases)

Cases in facility staff/residents	
Jefferson	
Long-term care	21 (72% of all cases)
Correctional	0 (0% of all cases)
Statewide	
Long-term care	9,949 (16% of all cases)
Correctional	2,825 (5% of all cases)

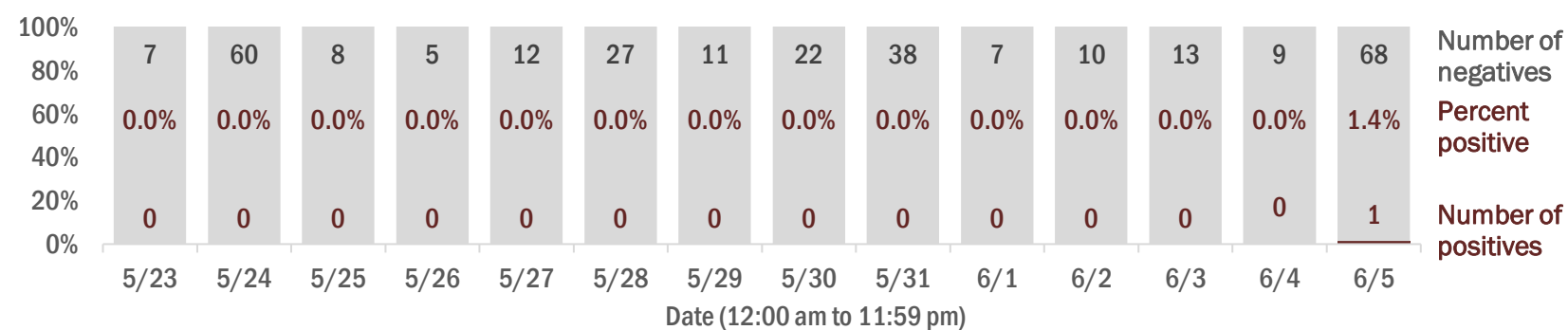
Hospitalization counts include anyone who was hospitalized at some point during their illness. It does not reflect the number of people currently hospitalized.

Other race includes any person with a race of American Indian/Alaskan native, Asian, native Hawaiian/Pacific Islander, or other.

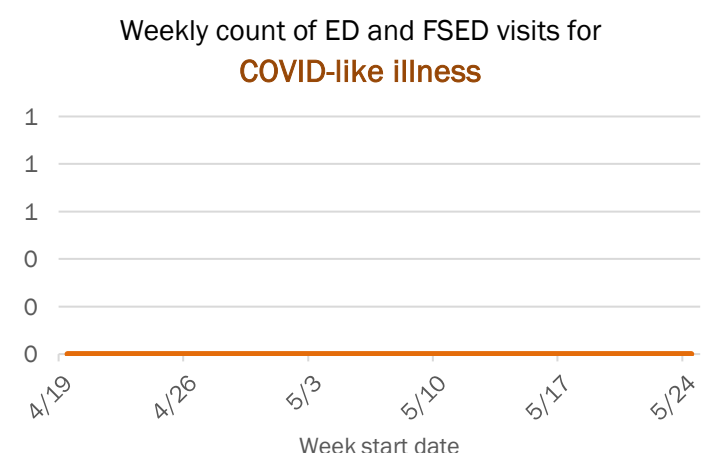
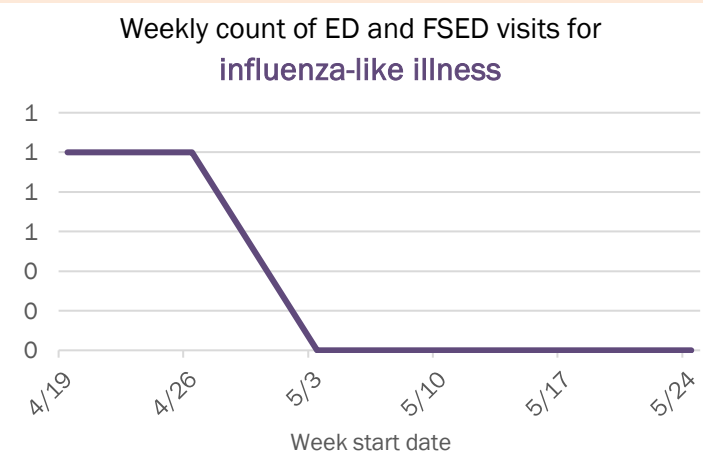
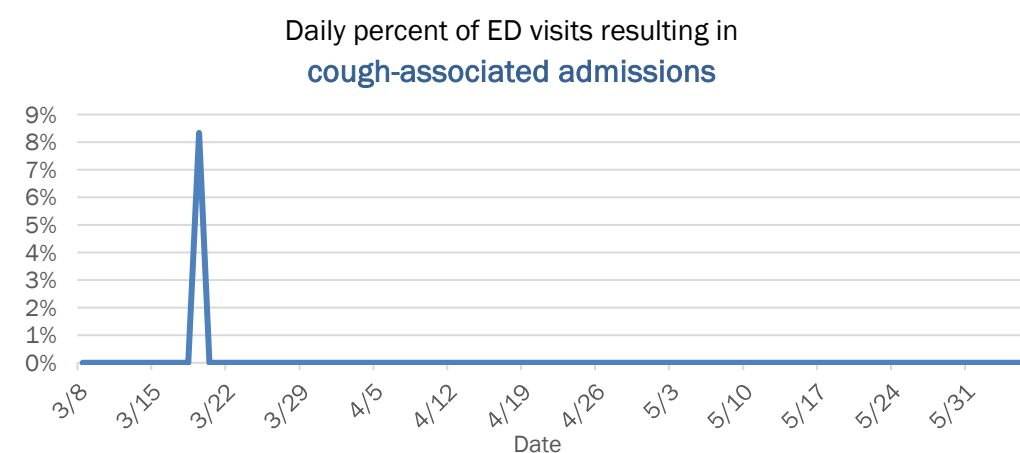
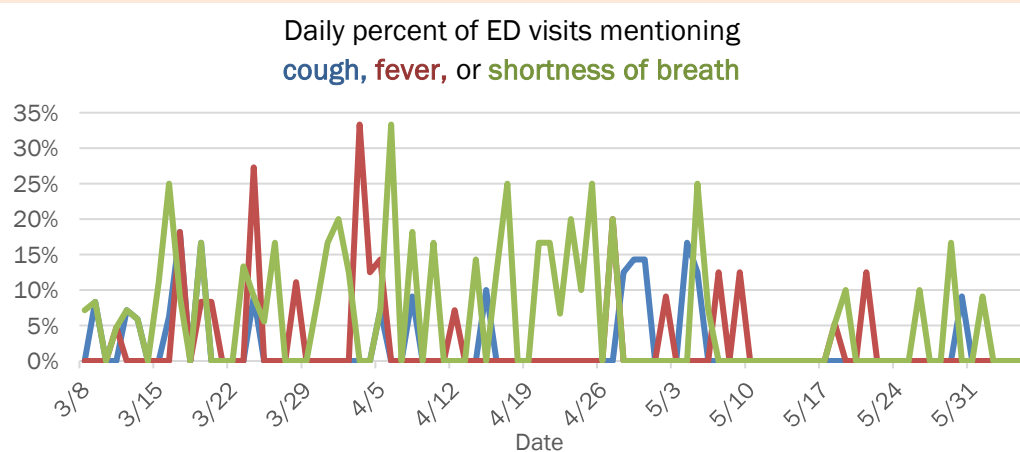
Laboratory testing for Florida residents and non-Florida residents over the past 2 weeks

Number and percent of positive labs

These counts include the number of people for whom the department received laboratory results by day. This percent is the number of people who test positive for the first time divided by all the people tested that day, excluding people who have previously tested positive.



Emergency department (ED) and freestanding ED (FSED) chief complaint and admission data for Jefferson County



The Electronic Surveillance System for the Early Notification of Community-Based Epidemics (ESSENCE-FL) includes chief complaint data from 211 of 212 Florida EDs and 74 of 79 Florida FSEDs. Data are transmitted electronically to ESSENCE-FL daily or hourly.

Coronavirus: summary for Lafayette County

Data for Jun 6, 2020 (verified at 10 AM)

Data in this report are provisional and subject to change.

Confirmed cases		Cases confirmed in Florida residents per day													
Total cases	10														
Florida residents	10														
Non-Florida residents	0														
Gender for Florida residents															
Men	6														
Women	4														
Unknown	0														
Age for Florida residents															
Range	19 - 98														
Median age	39														
Race, ethnicity		Cases		Hospitalizations		Deaths		Outcomes for Florida residents							
White	10	100%	1	100%	0	N/A	Lafayette								
Hispanic	3	30%	0	0%	0	N/A	Hospitalizations 1 (10% of all cases)								
Non-Hispanic	7	70%	1	100%	0	N/A	Deaths 0 (0% of all cases)								
Unknown ethnicity	0	0%	0	0%	0	N/A	Statewide								
Black	0	0%	0	0%	0	N/A	Hospitalizations 10,891 (18% of all cases)								
Hispanic	0	0%	0	0%	0	N/A	Deaths 2,688 (4% of all cases)								
Non-Hispanic	0	0%	0	0%	0	N/A	Cases in facility staff/residents								
Unknown ethnicity	0	0%	0	0%	0	N/A	Lafayette								
Other	0	0%	0	0%	0	N/A	Long-term care 7 (70% of all cases)								
Hispanic	0	0%	0	0%	0	N/A	Correctional 0 (0% of all cases)								
Non-Hispanic	0	0%	0	0%	0	N/A	Statewide								
Unknown ethnicity	0	0%	0	0%	0	N/A	Long-term care 9,949 (16% of all cases)								
Unknown race	0	0%	0	0%	0	N/A	Correctional 2,825 (5% of all cases)								
Hispanic	0	0%	0	0%	0	N/A									
Non-Hispanic	0	0%	0	0%	0	N/A									
Unknown ethnicity	0	0%	0	0%	0	N/A									
Total	10		1		0										

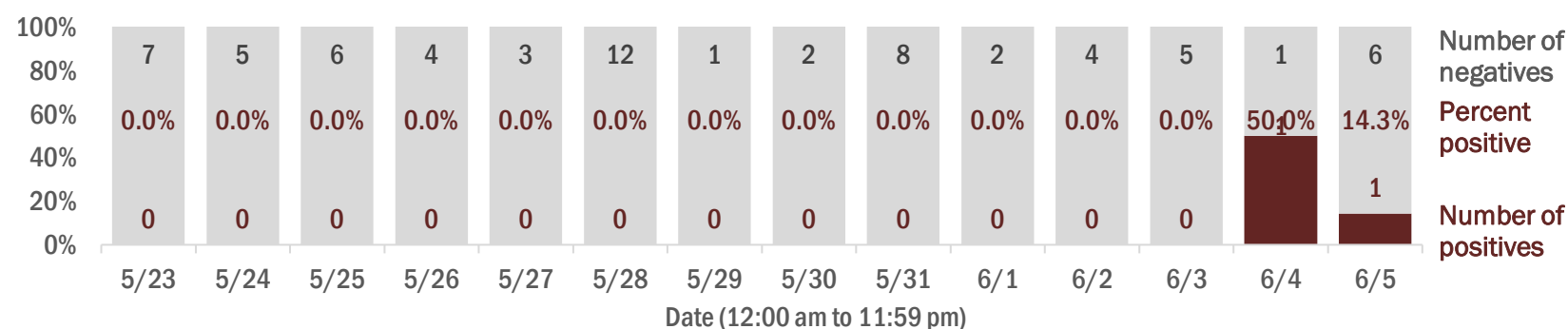
Hospitalization counts include anyone who was hospitalized at some point during their illness. It does not reflect the number of people currently hospitalized.

Other race includes any person with a race of American Indian/Alaskan native, Asian, native Hawaiian/Pacific Islander, or other.

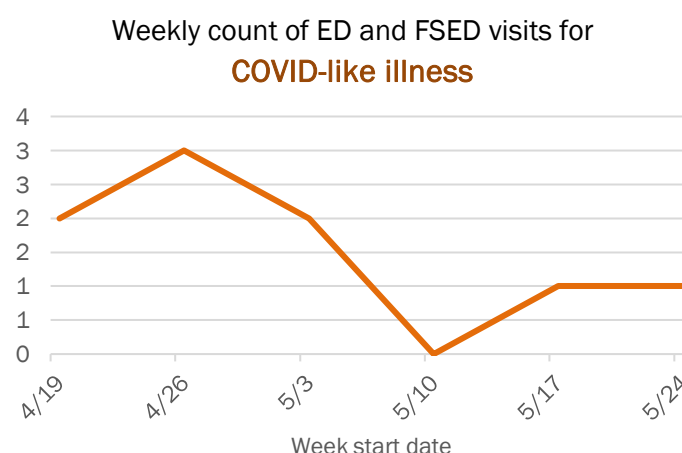
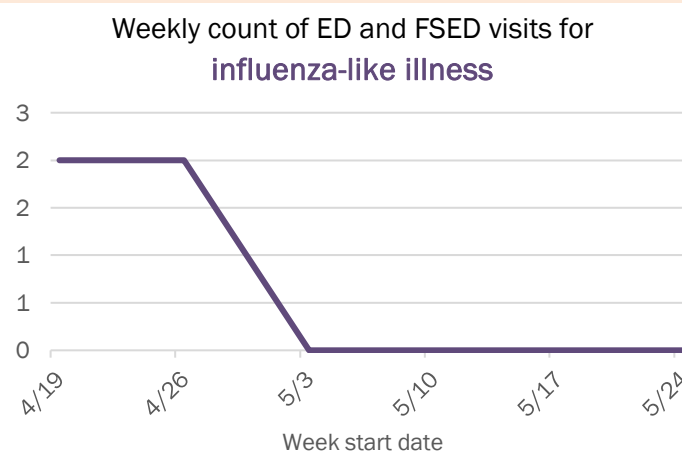
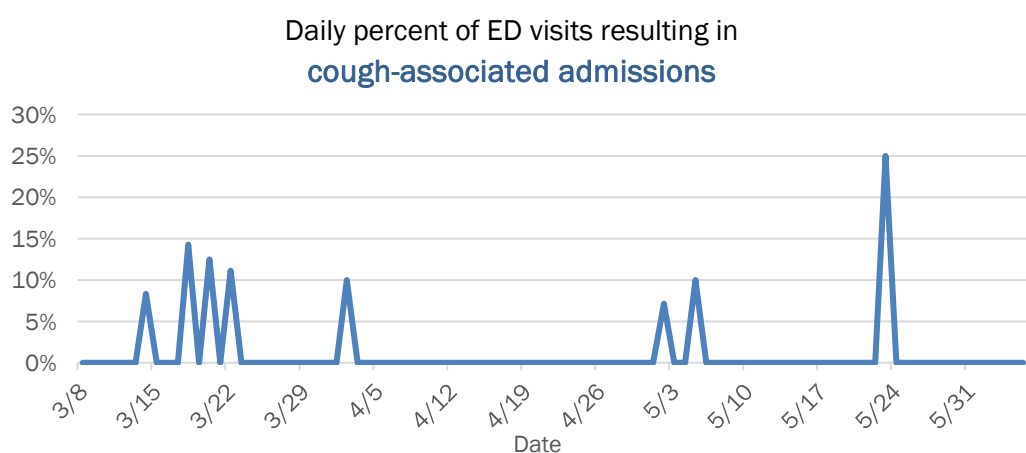
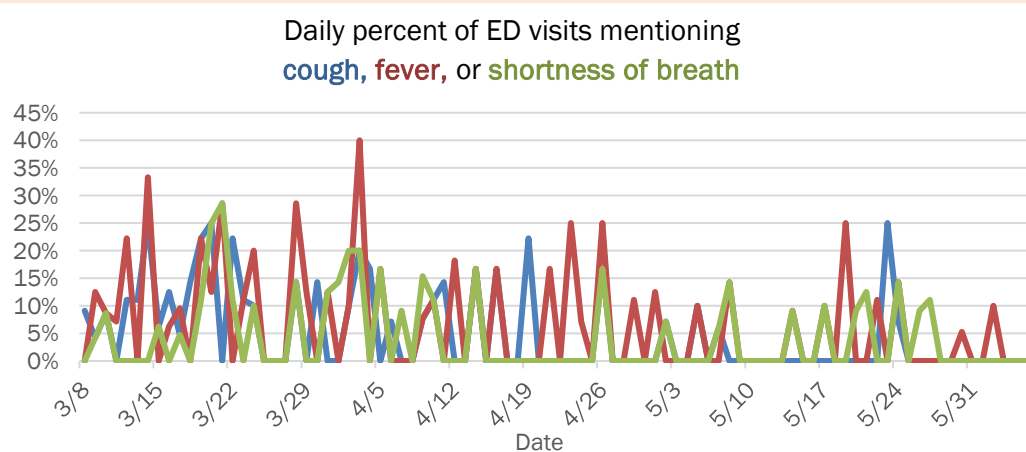
Laboratory testing for Florida residents and non-Florida residents over the past 2 weeks

Number and percent of positive labs

These counts include the number of people for whom the department received laboratory results by day. This percent is the number of people who test positive for the first time divided by all the people tested that day, excluding people who have previously tested positive.



Emergency department (ED) and freestanding ED (FSED) chief complaint and admission data for Lafayette County



The Electronic Surveillance System for the Early Notification of Community-Based Epidemics (ESSENCE-FL) includes chief complaint data from 211 of 212 Florida EDs and 74 of 79 Florida FSEDs. Data are transmitted electronically to ESSENCE-FL daily or hourly.

Coronavirus: summary for Lake County

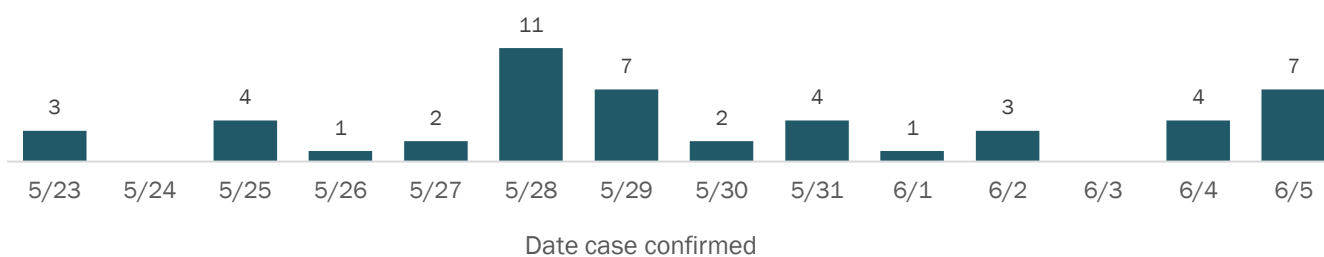
Data for Jun 6, 2020 (verified at 10 AM)

Data in this report are provisional and subject to change.

Confirmed cases

Total cases	321
Florida residents	306
Non-Florida residents	15
Gender for Florida residents	
Men	145
Women	161
Unknown	0
Age for Florida residents	
Range	1 - 98
Median age	52

Cases confirmed in Florida residents per day



Race, ethnicity	Cases	Hospitalizations	Deaths
White	173 (57%)	44 (59%)	10 (67%)
Hispanic	26 (8%)	4 (5%)	2 (13%)
Non-Hispanic	146 (48%)	40 (53%)	8 (53%)
Unknown ethnicity	1 (0%)	0 (0%)	0 (0%)
Black	42 (14%)	7 (9%)	0 (0%)
Hispanic	1 (0%)	0 (0%)	0 (0%)
Non-Hispanic	41 (13%)	7 (9%)	0 (0%)
Unknown ethnicity	0 (0%)	0 (0%)	0 (0%)
Other	79 (26%)	24 (32%)	5 (33%)
Hispanic	54 (18%)	14 (19%)	3 (20%)
Non-Hispanic	22 (7%)	9 (12%)	2 (13%)
Unknown ethnicity	3 (1%)	1 (1%)	0 (0%)
Unknown race	12 (4%)	0 (0%)	0 (0%)
Hispanic	0 (0%)	0 (0%)	0 (0%)
Non-Hispanic	0 (0%)	0 (0%)	0 (0%)
Unknown ethnicity	12 (4%)	0 (0%)	0 (0%)
Total	306	75	15

Outcomes for Florida residents

Lake		
Hospitalizations	75	(25% of all cases)
Deaths	15	(5% of all cases)

Statewide

Hospitalizations	10,891	(18% of all cases)
Deaths	2,688	(4% of all cases)

Cases in facility staff/residents

Lake		
Long-term care	23	(8% of all cases)
Correctional	2	(1% of all cases)

Statewide

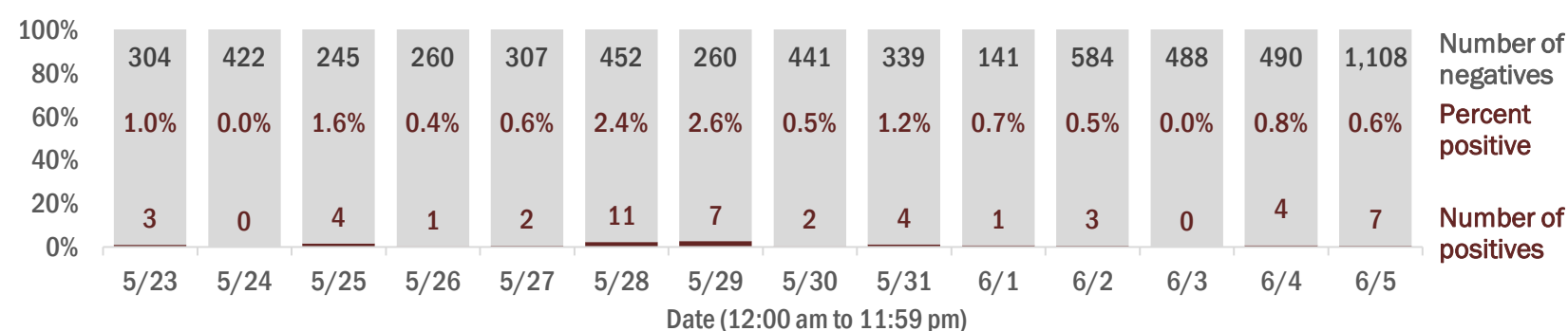
Long-term care	9,949	(16% of all cases)
Correctional	2,825	(5% of all cases)

Hospitalization counts include anyone who was hospitalized at some point during their illness. It does not reflect the number of people currently hospitalized.
Other race includes any person with a race of American Indian/Alaskan native, Asian, native Hawaiian/Pacific Islander, or other.

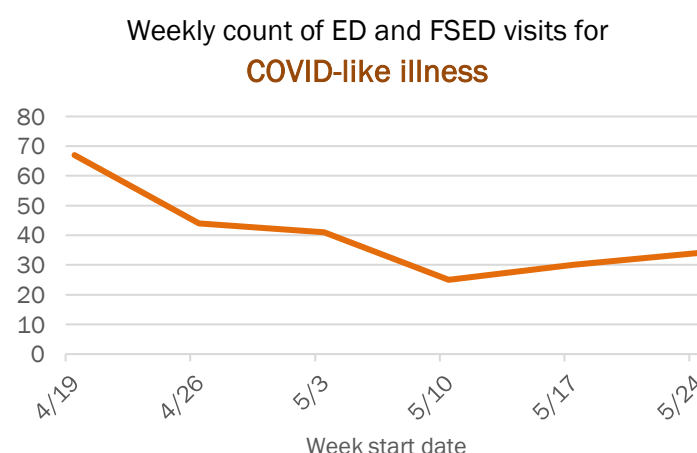
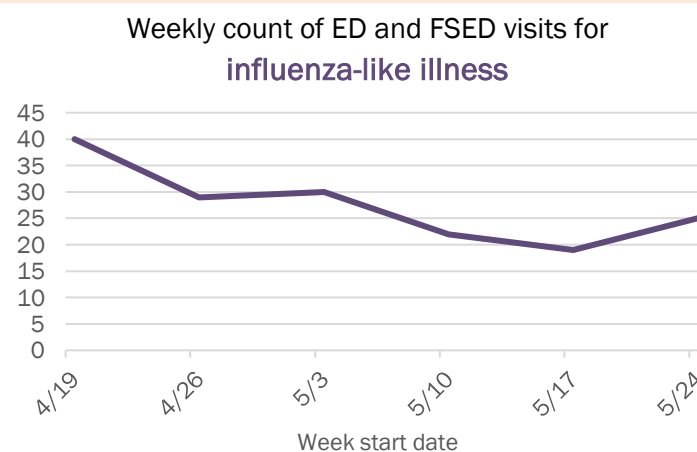
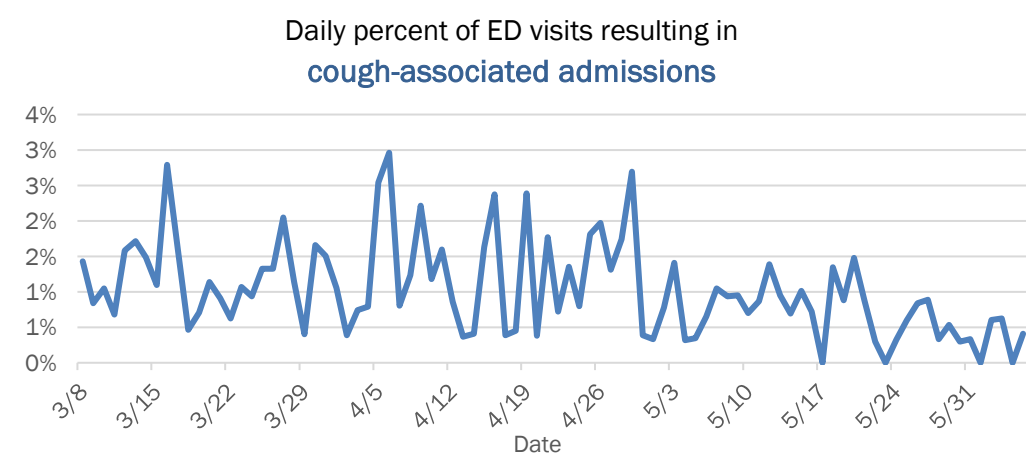
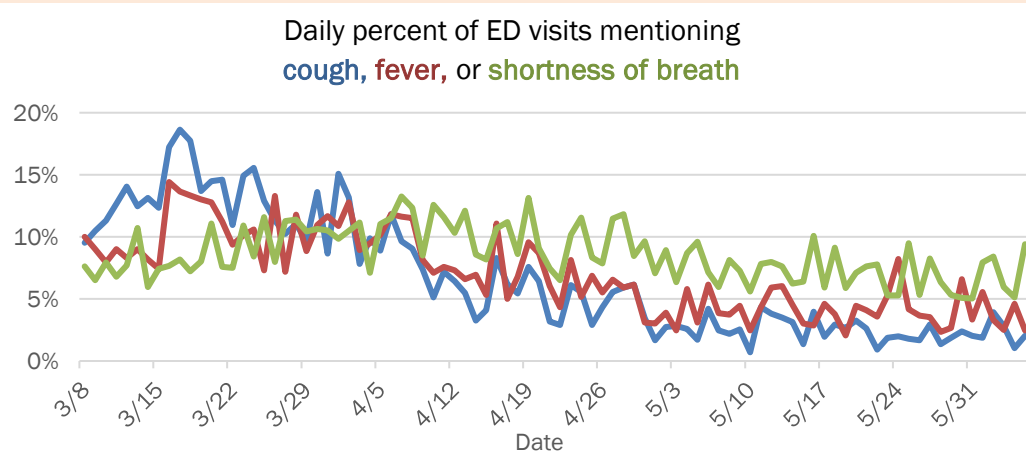
Laboratory testing for Florida residents and non-Florida residents over the past 2 weeks

Number and percent of positive labs

These counts include the number of people for whom the department received laboratory results by day. This percent is the number of people who test positive for the first time divided by all the people tested that day, excluding people who have previously tested positive.



Emergency department (ED) and freestanding ED (FSED) chief complaint and admission data for Lake County



The Electronic Surveillance System for the Early Notification of Community-Based Epidemics (ESSENCE-FL) includes chief complaint data from 211 of 212 Florida EDs and 74 of 79 Florida FSEDs. Data are transmitted electronically to ESSENCE-FL daily or hourly.

Coronavirus: summary for Lee County

Data for Jun 6, 2020 (verified at 10 AM)

Data in this report are provisional and subject to change.

Confirmed cases		Cases confirmed in Florida residents per day			
Total cases	2,253				
Florida residents	2,189				
Non-Florida residents	64				
Gender for Florida residents					
Men	1,005				
Women	1,176				
Unknown	8				
Age for Florida residents					
Range	0 - 101				
Median age	52				
Race, ethnicity		Cases	Hospitalizations	Deaths	
White	1,330	61%	337	76%	100
Hispanic	516	24%	87	20%	8
Non-Hispanic	775	35%	248	56%	85
Unknown ethnicity	39	2%	2	0%	7
Black	364	17%	78	18%	7
Hispanic	8	0%	1	0%	0
Non-Hispanic	346	16%	77	17%	7
Unknown ethnicity	10	0%	0	0%	0
Other	53	2%	8	2%	0
Hispanic	27	1%	3	1%	0
Non-Hispanic	26	1%	5	1%	0
Unknown ethnicity	0	0%	0	0%	0
Unknown race	442	20%	21	5%	10
Hispanic	18	1%	0	0%	1
Non-Hispanic	9	0%	1	0%	1
Unknown ethnicity	415	19%	20	5%	8
Total	2,189		444		117

Outcomes for Florida residents	
Lee	
Hospitalizations	444 (20% of all cases)
Deaths	117 (5% of all cases)
Statewide	
Hospitalizations	10,891 (18% of all cases)
Deaths	2,688 (4% of all cases)

Cases in facility staff/residents	
Lee	
Long-term care	580 (26% of all cases)
Correctional	4 (0% of all cases)
Statewide	
Long-term care	9,949 (16% of all cases)
Correctional	2,825 (5% of all cases)

Hospitalization counts include anyone who was hospitalized at some point during their illness. It does not reflect the number of people currently hospitalized.
Other race includes any person with a race of American Indian/Alaskan native, Asian, native Hawaiian/Pacific Islander, or other.

Laboratory testing for Florida residents and non-Florida residents over the past 2 weeks

Number and percent of positive labs

These counts include the number of people for whom the department received laboratory results by day. This percent is the number of people who test positive for the first time divided by all the people tested that day, excluding people who have previously tested positive.

Date	Number of positives	Percent positive	Number of negatives
5/23	18	4.8%	358
5/24	33	1.5%	2,109
5/25	9	2.6%	340
5/26	24	7.1%	313
5/27	35	8.3%	388
5/28	42	2.9%	1,416
5/29	39	8.3%	433
5/30	18	2.9%	599
5/31	38	4.5%	809
6/1	103	31.0%	60
6/2	103	13.2%	678
6/3	68	5.8%	1,103
6/4	33	3.9%	816
6/5	40	4.8%	787

Emergency department (ED) and freestanding ED (FSED) chief complaint and admission data for Lee County

Daily percent of ED visits mentioning cough, fever, or shortness of breath

Weekly count of ED and FSED visits for influenza-like illness

Daily percent of ED visits resulting in cough-associated admissions

Weekly count of ED and FSED visits for COVID-like illness

The Electronic Surveillance System for the Early Notification of Community-Based Epidemics (ESSENCE-FL) includes chief complaint data from 211 of 212 Florida EDs and 74 of 79 Florida FSEDs. Data are transmitted electronically to ESSENCE-FL daily or hourly.

Coronavirus: summary for Leon County

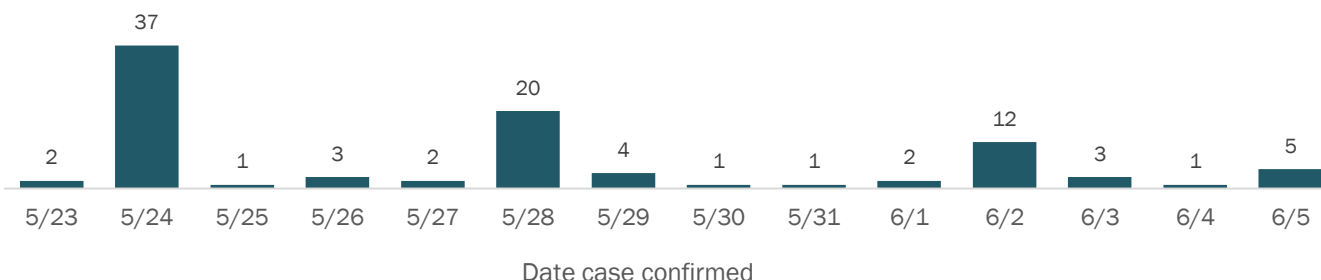
Data for Jun 6, 2020 (verified at 10 AM)

Data in this report are provisional and subject to change.

Confirmed cases

Total cases	438
Florida residents	407
Non-Florida residents	31
Gender for Florida residents	
Men	190
Women	217
Unknown	0
Age for Florida residents	
Range	0 - 86
Median age	35

Cases confirmed in Florida residents per day



Race, ethnicity	Cases	Hospitalizations	Deaths
White	146 (36%)	19 (50%)	3 (43%)
Hispanic	12 (3%)	1 (3%)	0 (0%)
Non-Hispanic	130 (32%)	17 (45%)	3 (43%)
Unknown ethnicity	4 (1%)	1 (3%)	0 (0%)
Black	229 (56%)	16 (42%)	4 (57%)
Hispanic	5 (1%)	0 (0%)	0 (0%)
Non-Hispanic	220 (54%)	16 (42%)	4 (57%)
Unknown ethnicity	4 (1%)	0 (0%)	0 (0%)
Other	9 (2%)	2 (5%)	0 (0%)
Hispanic	4 (1%)	2 (5%)	0 (0%)
Non-Hispanic	5 (1%)	0 (0%)	0 (0%)
Unknown ethnicity	0 (0%)	0 (0%)	0 (0%)
Unknown race	23 (6%)	1 (3%)	0 (0%)
Hispanic	1 (0%)	0 (0%)	0 (0%)
Non-Hispanic	1 (0%)	0 (0%)	0 (0%)
Unknown ethnicity	21 (5%)	1 (3%)	0 (0%)
Total	407	38	7

Outcomes for Florida residents

Leon		
Hospitalizations	38	(9% of all cases)
Deaths	7	(2% of all cases)

Statewide

Hospitalizations	10,891	(18% of all cases)
Deaths	2,688	(4% of all cases)

Cases in facility staff/residents

Leon		
Long-term care	81	(20% of all cases)
Correctional	20	(5% of all cases)

Statewide

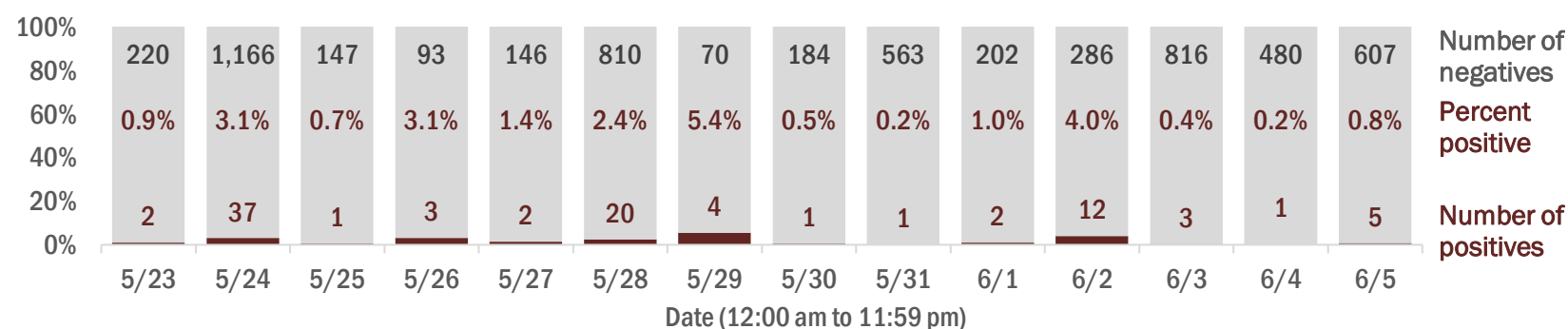
Long-term care	9,949	(16% of all cases)
Correctional	2,825	(5% of all cases)

Hospitalization counts include anyone who was hospitalized at some point during their illness. It does not reflect the number of people currently hospitalized.
Other race includes any person with a race of American Indian/Alaskan native, Asian, native Hawaiian/Pacific Islander, or other.

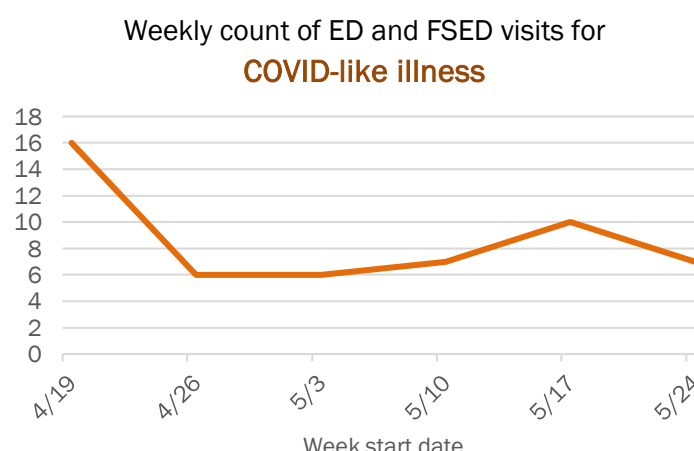
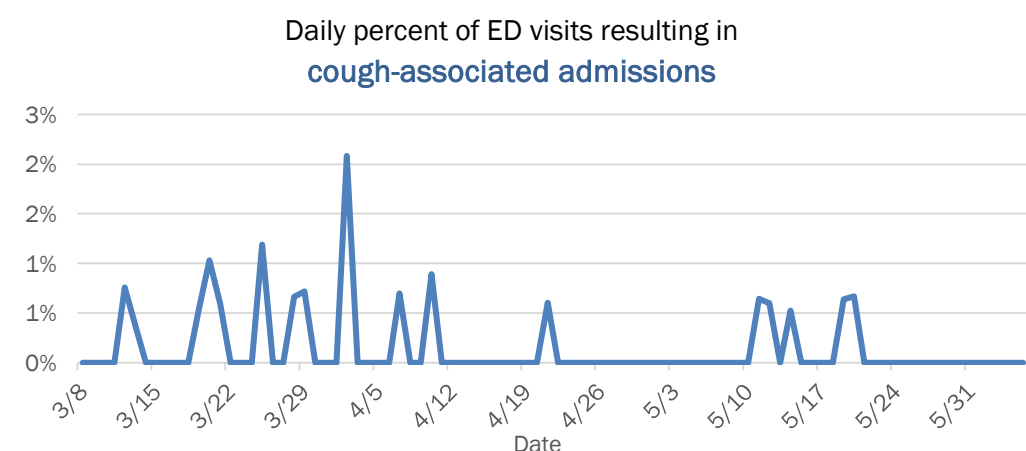
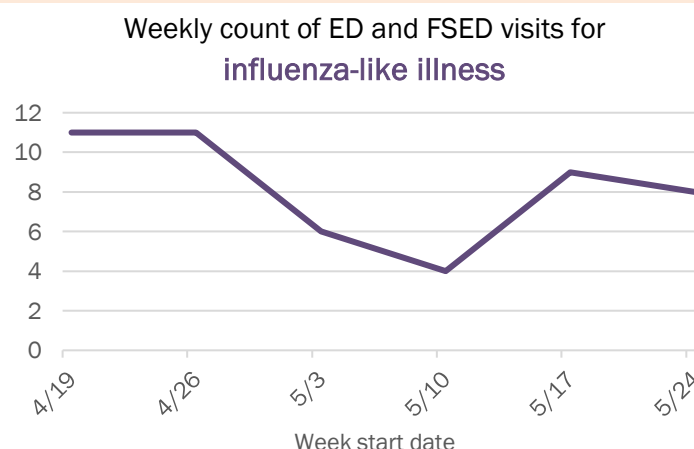
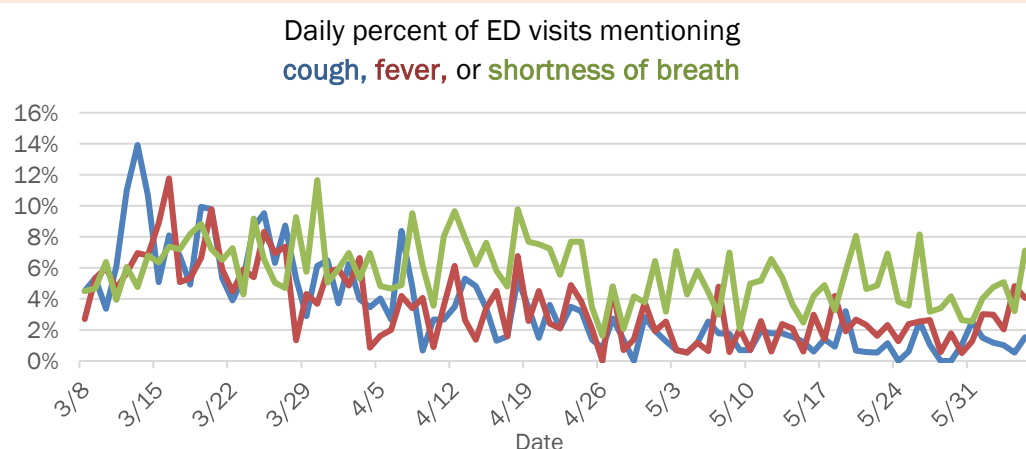
Laboratory testing for Florida residents and non-Florida residents over the past 2 weeks

Number and percent of positive labs

These counts include the number of people for whom the department received laboratory results by day. This percent is the number of people who test positive for the first time divided by all the people tested that day, excluding people who have previously tested positive.



Emergency department (ED) and freestanding ED (FSED) chief complaint and admission data for Leon County



The Electronic Surveillance System for the Early Notification of Community-Based Epidemics (ESSENCE-FL) includes chief complaint data from 211 of 212 Florida EDs and 74 of 79 Florida FSEDs. Data are transmitted electronically to ESSENCE-FL daily or hourly.

Coronavirus: summary for Levy County

Data for Jun 6, 2020 (verified at 10 AM)

Data in this report are provisional and subject to change.

Confirmed cases		Cases confirmed in Florida residents per day			
Total cases	58				
Florida residents	58				
Non-Florida residents	0				
Gender for Florida residents					
Men	29				
Women	29				
Unknown	0				
Age for Florida residents					
Range	3 - 99				
Median age	39				
Race, ethnicity		Cases	Hospitalizations	Deaths	
White	25	43%	1	25%	0
Hispanic	6	10%	0	0%	0
Non-Hispanic	19	33%	1	25%	0
Unknown ethnicity	0	0%	0	0%	0
Black	8	14%	1	25%	0
Hispanic	0	0%	0	0%	0
Non-Hispanic	8	14%	1	25%	0
Unknown ethnicity	0	0%	0	0%	0
Other	6	10%	2	50%	1
Hispanic	3	5%	1	25%	1
Non-Hispanic	3	5%	1	25%	0
Unknown ethnicity	0	0%	0	0%	0
Unknown race	19	33%	0	0%	0
Hispanic	0	0%	0	0%	0
Non-Hispanic	0	0%	0	0%	0
Unknown ethnicity	19	33%	0	0%	0
Total	58		4		1

Outcomes for Florida residents	
Levy	
Hospitalizations	4 (7% of all cases)
Deaths	1 (2% of all cases)
Statewide	
Hospitalizations	10,891 (18% of all cases)
Deaths	2,688 (4% of all cases)

Cases in facility staff/residents	
Levy	
Long-term care	8 (14% of all cases)
Correctional	1 (2% of all cases)
Statewide	
Long-term care	9,949 (16% of all cases)
Correctional	2,825 (5% of all cases)

Hospitalization counts include anyone who was hospitalized at some point during their illness. It does not reflect the number of people currently hospitalized.
Other race includes any person with a race of American Indian/Alaskan native, Asian, native Hawaiian/Pacific Islander, or other.

Laboratory testing for Florida residents and non-Florida residents over the past 2 weeks

Number and percent of positive labs

These counts include the number of people for whom the department received laboratory results by day. This percent is the number of people who test positive for the first time divided by all the people tested that day, excluding people who have previously tested positive.

Date	Number of positives	Percent positive	Number of negatives
5/23	0	0.0%	44
5/24	1	0.8%	117
5/25	1	3.3%	29
5/26	1	3.0%	32
5/27	0	0.0%	44
5/28	1	1.6%	61
5/29	1	4.3%	22
5/30	0	0.0%	89
5/31	3	9.1%	30
6/1	0	0.0%	27
6/2	0	0.0%	45
6/3	1	1.5%	67
6/4	5	10.4%	43
6/5	16	18.6%	70

Emergency department (ED) and freestanding ED (FSED) chief complaint and admission data for Levy County

Daily percent of ED visits mentioning cough, fever, or shortness of breath

Weekly count of ED and FSED visits for influenza-like illness

Daily percent of ED visits resulting in cough-associated admissions

Weekly count of ED and FSED visits for COVID-like illness

The Electronic Surveillance System for the Early Notification of Community-Based Epidemics (ESSENCE-FL) includes chief complaint data from 211 of 212 Florida EDs and 74 of 79 Florida FSEDs. Data are transmitted electronically to ESSENCE-FL daily or hourly.

Coronavirus: summary for Liberty County

Data for Jun 6, 2020 (verified at 10 AM)

Data in this report are provisional and subject to change.

Confirmed cases		Cases confirmed in Florida residents per day						
Total cases	218							
Florida residents	218							
Non-Florida residents	0							
Gender for Florida residents								
Men	213							
Women	5							
Unknown	0							
Age for Florida residents								
Range	20 - 73							
Median age	41							
Race, ethnicity		Cases	Hospitalizations		Deaths			
White	115	53%	0	0%	0	0%		
Hispanic	6	3%	0	0%	0	0%		
Non-Hispanic	50	23%	0	0%	0	0%		
Unknown ethnicity	59	27%	0	0%	0	0%		
Black	96	44%	0	0%	0	0%		
Hispanic	0	0%	0	0%	0	0%		
Non-Hispanic	81	37%	0	0%	0	0%		
Unknown ethnicity	15	7%	0	0%	0	0%		
Other	5	2%	1	100%	1	100%		
Hispanic	1	0%	0	0%	0	0%		
Non-Hispanic	1	0%	1	100%	1	100%		
Unknown ethnicity	3	1%	0	0%	0	0%		
Unknown race	2	1%	0	0%	0	0%		
Hispanic	0	0%	0	0%	0	0%		
Non-Hispanic	0	0%	0	0%	0	0%		
Unknown ethnicity	2	1%	0	0%	0	0%		
Total	218		1		1			

Outcomes for Florida residents		
Liberty		
Hospitalizations	1	(0% of all cases)
Deaths	1	(0% of all cases)
Statewide		
Hospitalizations	10,891	(18% of all cases)
Deaths	2,688	(4% of all cases)

Cases in facility staff/residents		
Liberty		
Long-term care	3	(1% of all cases)
Correctional	211	(97% of all cases)
Statewide		
Long-term care	9,949	(16% of all cases)
Correctional	2,825	(5% of all cases)

Hospitalization counts include anyone who was hospitalized at some point during their illness. It does not reflect the number of people currently hospitalized.
Other race includes any person with a race of American Indian/Alaskan native, Asian, native Hawaiian/Pacific Islander, or other.

Laboratory testing for Florida residents and non-Florida residents over the past 2 weeks

Number and percent of positive labs

These counts include the number of people for whom the department received laboratory results by day. This percent is the number of people who test positive for the first time divided by all the people tested that day, excluding people who have previously tested positive.

Date	Number of positives	Percent positive	Number of negatives
5/23	2	33.3%	4
5/24	3	23.1%	10
5/25	0	0.0%	6
5/26	0	0.0%	0
5/27	0	0.0%	2
5/28	4	44.4%	5
5/29	0	0.0%	1
5/30	0	0.0%	2
5/31	0	0.0%	12
6/1	0	0.0%	1
6/2	3	60.0%	5
6/3	0	0.0%	8
6/4	0	0.0%	6
6/5	0	0.0%	6

Emergency department (ED) and freestanding ED (FSED) chief complaint and admission data for Liberty County

Daily percent of ED visits mentioning cough, fever, or shortness of breath

Daily percent of ED visits resulting in cough-associated admissions

Weekly count of ED and FSED visits for influenza-like illness

Weekly count of ED and FSED visits for COVID-like illness

The Electronic Surveillance System for the Early Notification of Community-Based Epidemics (ESSENCE-FL) includes chief complaint data from 211 of 212 Florida EDs and 74 of 79 Florida FSEDs. Data are transmitted electronically to ESSENCE-FL daily or hourly.

Coronavirus: summary for Madison County

Data for Jun 6, 2020 (verified at 10 AM)

Data in this report are provisional and subject to change.

Confirmed cases		Cases confirmed in Florida residents per day						
Total cases	71							
Florida residents	67							
Non-Florida residents	4							
Gender for Florida residents								
Men	27							
Women	40							
Unknown	0							
Age for Florida residents								
Range	0 - 98							
Median age	58							
Race, ethnicity	Cases	Hospitalizations		Deaths				
White	21	31%	0	0%	0	0%		
Hispanic	0	0%	0	0%	0	0%		
Non-Hispanic	18	27%	0	0%	0	0%		
Unknown ethnicity	3	4%	0	0%	0	0%		
Black	38	57%	4	100%	3	100%		
Hispanic	0	0%	0	0%	0	0%		
Non-Hispanic	33	49%	4	100%	3	100%		
Unknown ethnicity	5	7%	0	0%	0	0%		
Other	4	6%	0	0%	0	0%		
Hispanic	1	1%	0	0%	0	0%		
Non-Hispanic	2	3%	0	0%	0	0%		
Unknown ethnicity	1	1%	0	0%	0	0%		
Unknown race	4	6%	0	0%	0	0%		
Hispanic	0	0%	0	0%	0	0%		
Non-Hispanic	0	0%	0	0%	0	0%		
Unknown ethnicity	4	6%	0	0%	0	0%		
Total	67		4		3			

Outcomes for Florida residents		
Madison		
Hospitalizations	4	(6% of all cases)
Deaths	3	(4% of all cases)
Statewide		
Hospitalizations	10,891	(18% of all cases)
Deaths	2,688	(4% of all cases)

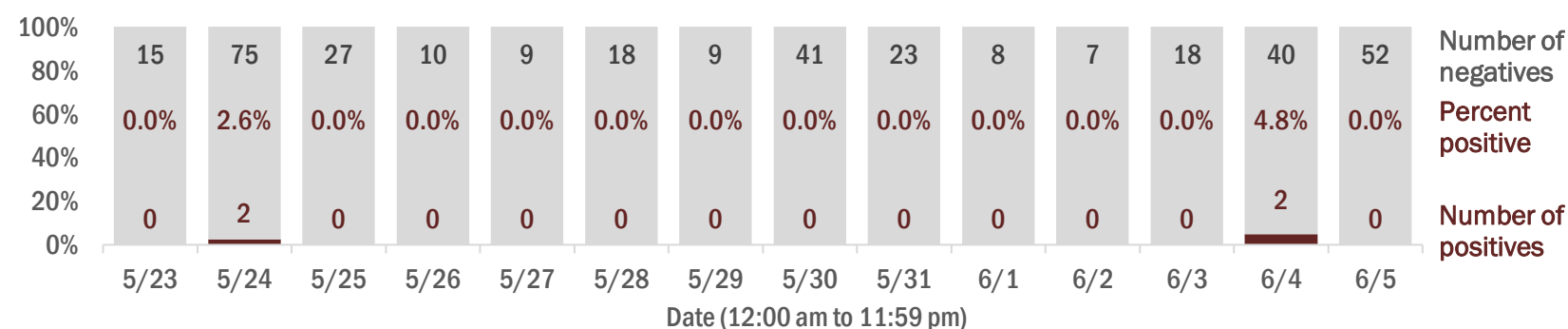
Cases in facility staff/residents		
Madison		
Long-term care	43	(64% of all cases)
Correctional	0	(0% of all cases)
Statewide		
Long-term care	9,949	(16% of all cases)
Correctional	2,825	(5% of all cases)

Hospitalization counts include anyone who was hospitalized at some point during their illness. It does not reflect the number of people currently hospitalized.
Other race includes any person with a race of American Indian/Alaskan native, Asian, native Hawaiian/Pacific Islander, or other.

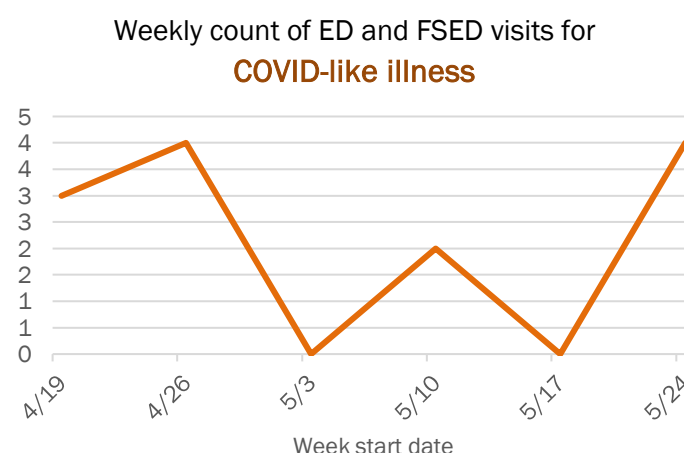
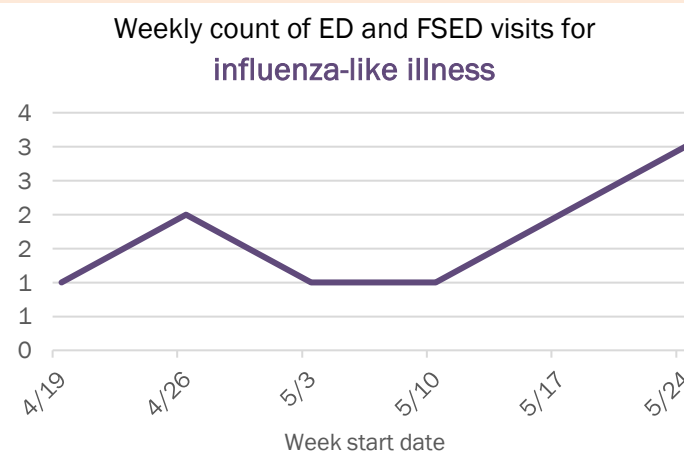
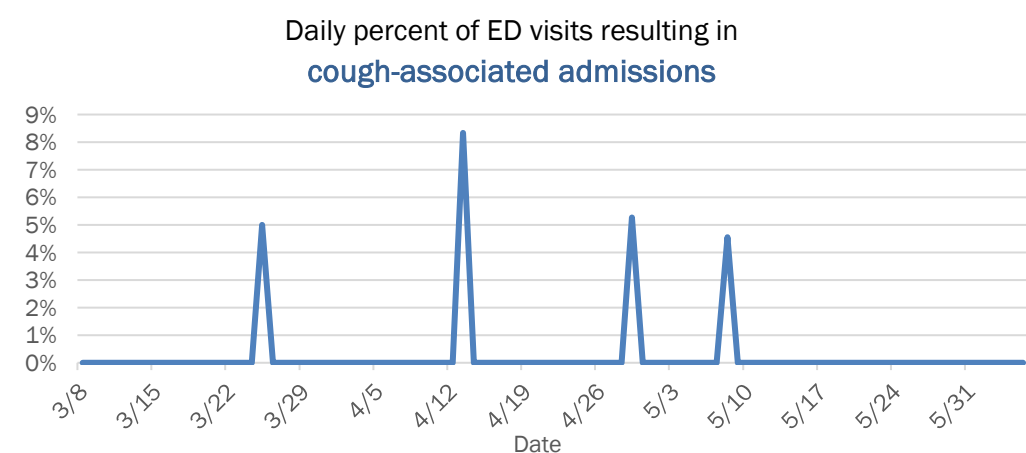
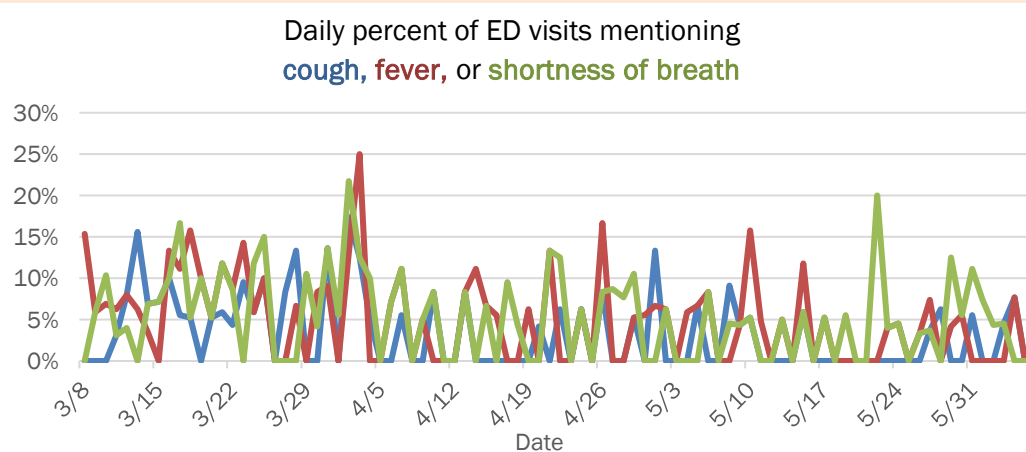
Laboratory testing for Florida residents and non-Florida residents over the past 2 weeks

Number and percent of positive labs

These counts include the number of people for whom the department received laboratory results by day. This percent is the number of people who test positive for the first time divided by all the people tested that day, excluding people who have previously tested positive.



Emergency department (ED) and freestanding ED (FSED) chief complaint and admission data for Madison County



The Electronic Surveillance System for the Early Notification of Community-Based Epidemics (ESSENCE-FL) includes chief complaint data from 211 of 212 Florida EDs and 74 of 79 Florida FSEDs. Data are transmitted electronically to ESSENCE-FL daily or hourly.

Coronavirus: summary for Manatee County

Data for Jun 6, 2020 (verified at 10 AM)

Data in this report are provisional and subject to change.

Confirmed cases		Cases confirmed in Florida residents per day													
Total cases	1,177	18	11	4	6	11	16	12	11	14	16	18	37	9	33
Florida residents	1,168														
Non-Florida residents	9														
Gender for Florida residents															
Men	516														
Women	650														
Unknown	2														
Age for Florida residents															
Range	0 - 101														
Median age	53														
Race, ethnicity		Cases	Hospitalizations	Deaths											
White	767	66%	142	64%	75	71%									
Hispanic	250	21%	12	5%	3	3%									
Non-Hispanic	478	41%	114	52%	66	63%									
Unknown ethnicity	39	3%	16	7%	6	6%									
Black	200	17%	39	18%	18	17%									
Hispanic	7	1%	0	0%	1	1%									
Non-Hispanic	187	16%	39	18%	16	15%									
Unknown ethnicity	6	1%	0	0%	1	1%									
Other	95	8%	34	15%	9	9%									
Hispanic	59	5%	22	10%	3	3%									
Non-Hispanic	27	2%	5	2%	2	2%									
Unknown ethnicity	9	1%	7	3%	4	4%									
Unknown race	106	9%	6	3%	3	3%									
Hispanic	5	0%	0	0%	0	0%									
Non-Hispanic	1	0%	0	0%	0	0%									
Unknown ethnicity	100	9%	6	3%	3	3%									
Total	1,168		221		105										

Outcomes for Florida residents		
Manatee		
Hospitalizations	221	(19% of all cases)
Deaths	105	(9% of all cases)
Statewide		
Hospitalizations	10,891	(18% of all cases)
Deaths	2,688	(4% of all cases)

Cases in facility staff/residents		
Manatee		
Long-term care	436	(37% of all cases)
Correctional	3	(0% of all cases)
Statewide		
Long-term care	9,949	(16% of all cases)
Correctional	2,825	(5% of all cases)

Hospitalization counts include anyone who was hospitalized at some point during their illness. It does not reflect the number of people currently hospitalized.
Other race includes any person with a race of American Indian/Alaskan native, Asian, native Hawaiian/Pacific Islander, or other.

Laboratory testing for Florida residents and non-Florida residents over the past 2 weeks

Number and percent of positive labs

These counts include the number of people for whom the department received laboratory results by day. This percent is the number of people who test positive for the first time divided by all the people tested that day, excluding people who have previously tested positive.

Date (12:00 am to 11:59 pm)	Number of negatives	Percent positive	Number of positives
5/23	411	4.2%	18
5/24	1,614	0.7%	11
5/25	209	1.9%	4
5/26	175	3.3%	6
5/27	220	4.8%	11
5/28	983	1.6%	16
5/29	208	5.5%	12
5/30	302	3.5%	11
5/31	767	1.8%	14
6/1	422	3.7%	16
6/2	757	2.3%	18
6/3	1,550	2.3%	37
6/4	186	4.6%	9
6/5	1,006	3.2%	33

Emergency department (ED) and freestanding ED (FSED) chief complaint and admission data for Manatee County

Daily percent of ED visits mentioning cough, fever, or shortness of breath

Weekly count of ED and FSED visits for influenza-like illness

Daily percent of ED visits resulting in cough-associated admissions

Weekly count of ED and FSED visits for COVID-like illness

The Electronic Surveillance System for the Early Notification of Community-Based Epidemics (ESSENCE-FL) includes chief complaint data from 211 of 212 Florida EDs and 74 of 79 Florida FSEDs. Data are transmitted electronically to ESSENCE-FL daily or hourly.

Coronavirus: summary for Marion County

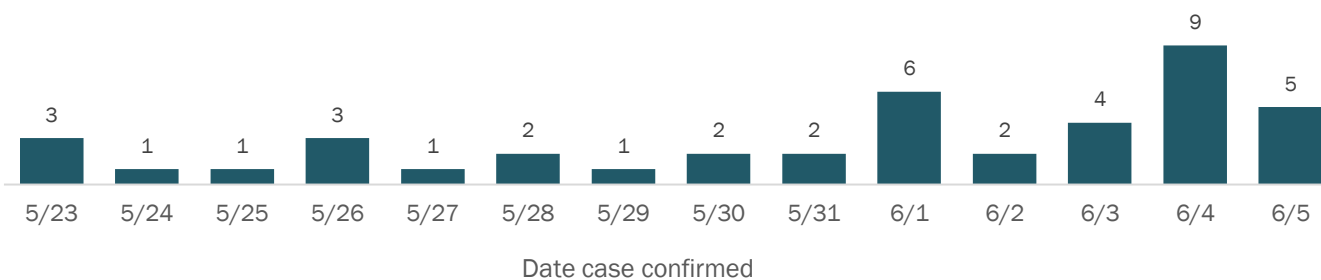
Data for Jun 6, 2020 (verified at 10 AM)

Data in this report are provisional and subject to change.

Confirmed cases

Total cases	274
Florida residents	269
Non-Florida residents	5
Gender for Florida residents	
Men	117
Women	152
Unknown	0
Age for Florida residents	
Range	0 - 97
Median age	49

Cases confirmed in Florida residents per day



Race, ethnicity	Cases	Hospitalizations	Deaths
White	195 (72%)	21 (55%)	8 (100%)
Hispanic	49 (18%)	2 (5%)	2 (25%)
Non-Hispanic	146 (54%)	19 (50%)	6 (75%)
Unknown ethnicity	0 (0%)	0 (0%)	0 (0%)
Black	49 (18%)	9 (24%)	0 (0%)
Hispanic	1 (0%)	0 (0%)	0 (0%)
Non-Hispanic	48 (18%)	9 (24%)	0 (0%)
Unknown ethnicity	0 (0%)	0 (0%)	0 (0%)
Other	17 (6%)	5 (13%)	0 (0%)
Hispanic	3 (1%)	1 (3%)	0 (0%)
Non-Hispanic	14 (5%)	4 (11%)	0 (0%)
Unknown ethnicity	0 (0%)	0 (0%)	0 (0%)
Unknown race	8 (3%)	3 (8%)	0 (0%)
Hispanic	0 (0%)	0 (0%)	0 (0%)
Non-Hispanic	0 (0%)	0 (0%)	0 (0%)
Unknown ethnicity	8 (3%)	3 (8%)	0 (0%)
Total	269	38	8

Outcomes for Florida residents

Marion	
Hospitalizations	38 (14% of all cases)
Deaths	8 (3% of all cases)

Statewide

Hospitalizations	10,891 (18% of all cases)
Deaths	2,688 (4% of all cases)

Cases in facility staff/residents

Marion	
Long-term care	45 (17% of all cases)
Correctional	6 (2% of all cases)

Statewide

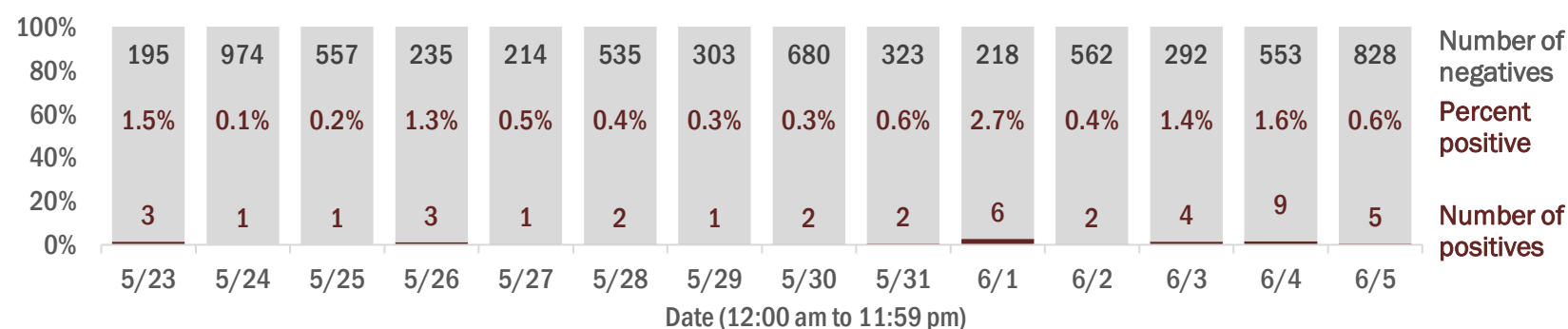
Long-term care	9,949 (16% of all cases)
Correctional	2,825 (5% of all cases)

Hospitalization counts include anyone who was hospitalized at some point during their illness. It does not reflect the number of people currently hospitalized.
Other race includes any person with a race of American Indian/Alaskan native, Asian, native Hawaiian/Pacific Islander, or other.

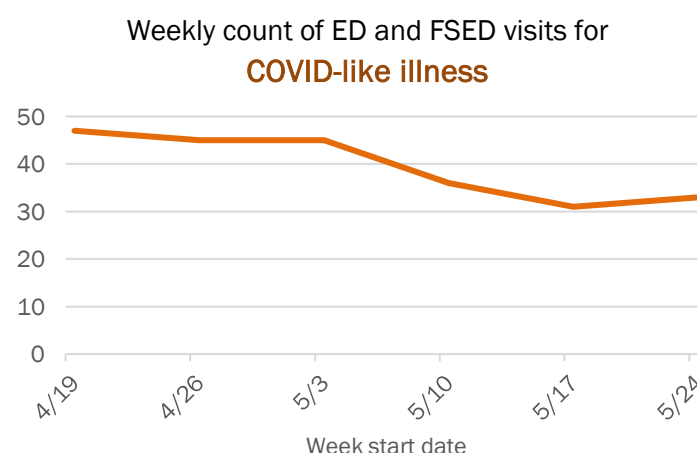
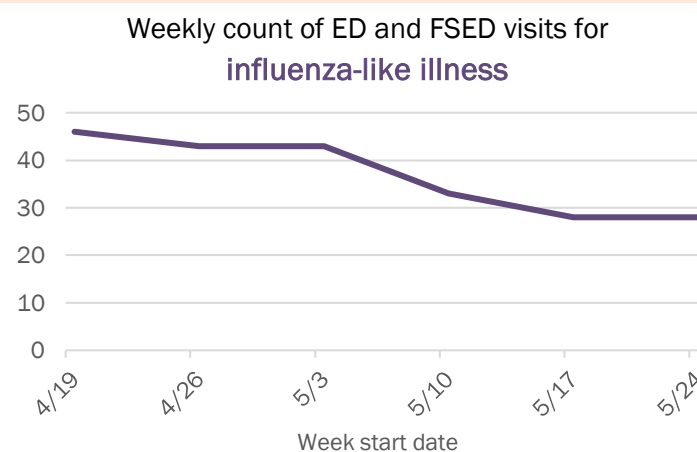
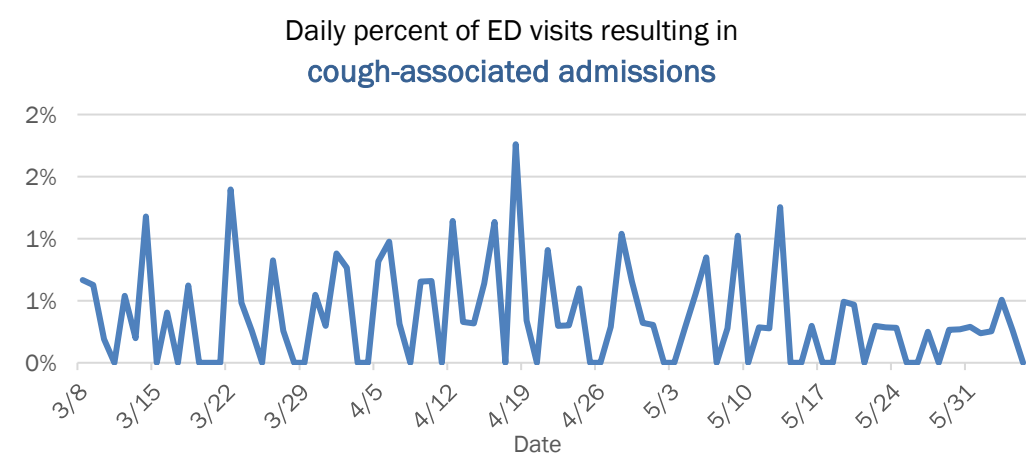
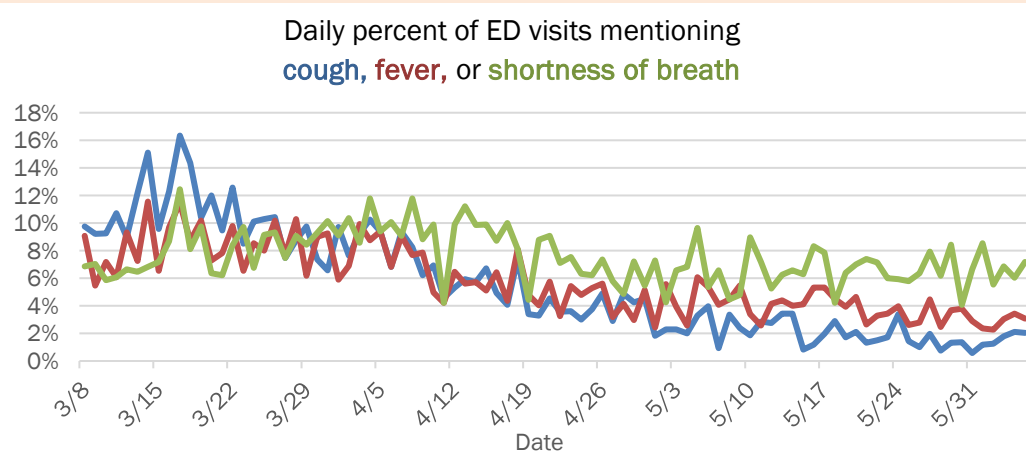
Laboratory testing for Florida residents and non-Florida residents over the past 2 weeks

Number and percent of positive labs

These counts include the number of people for whom the department received laboratory results by day. This percent is the number of people who test positive for the first time divided by all the people tested that day, excluding people who have previously tested positive.



Emergency department (ED) and freestanding ED (FSED) chief complaint and admission data for Marion County



The Electronic Surveillance System for the Early Notification of Community-Based Epidemics (ESSENCE-FL) includes chief complaint data from 211 of 212 Florida EDs and 74 of 79 Florida FSEDs. Data are transmitted electronically to ESSENCE-FL daily or hourly.

Coronavirus: summary for Martin County

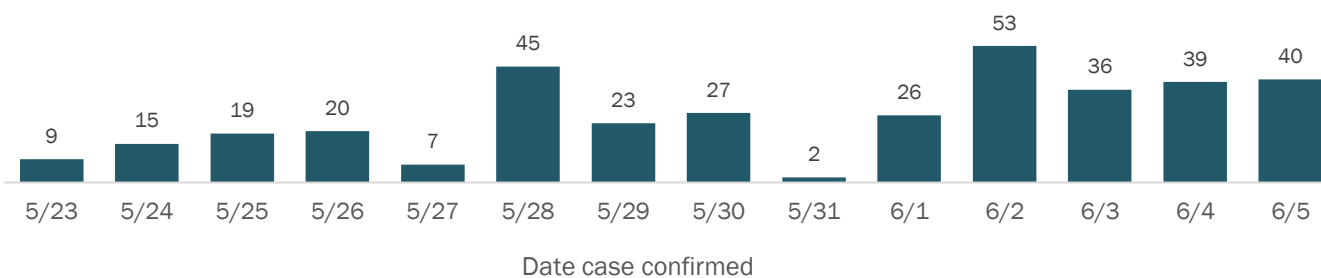
Data for Jun 6, 2020 (verified at 10 AM)

Data in this report are provisional and subject to change.

Confirmed cases

Total cases	849
Florida residents	837
Non-Florida residents	12
Gender for Florida residents	
Men	438
Women	393
Unknown	6
Age for Florida residents	
Range	0 - 92
Median age	39

Cases confirmed in Florida residents per day



Race, ethnicity	Cases	Hospitalizations	Deaths
White	304 (36%)	47 (50%)	9 (75%)
Hispanic	112 (13%)	5 (5%)	0 (0%)
Non-Hispanic	178 (21%)	41 (44%)	9 (75%)
Unknown ethnicity	14 (2%)	1 (1%)	0 (0%)
Black	27 (3%)	9 (10%)	0 (0%)
Hispanic	1 (0%)	0 (0%)	0 (0%)
Non-Hispanic	21 (3%)	7 (7%)	0 (0%)
Unknown ethnicity	5 (1%)	2 (2%)	0 (0%)
Other	292 (35%)	37 (39%)	3 (25%)
Hispanic	279 (33%)	36 (38%)	3 (25%)
Non-Hispanic	4 (0%)	0 (0%)	0 (0%)
Unknown ethnicity	9 (1%)	1 (1%)	0 (0%)
Unknown race	214 (26%)	1 (1%)	0 (0%)
Hispanic	27 (3%)	0 (0%)	0 (0%)
Non-Hispanic	0 (0%)	0 (0%)	0 (0%)
Unknown ethnicity	187 (22%)	1 (1%)	0 (0%)
Total	837	94	12

Outcomes for Florida residents

Martin	
Hospitalizations	94 (11% of all cases)
Deaths	12 (1% of all cases)

Statewide

Hospitalizations	10,891 (18% of all cases)
Deaths	2,688 (4% of all cases)

Cases in facility staff/residents

Martin	
Long-term care	41 (5% of all cases)
Correctional	4 (0% of all cases)

Statewide

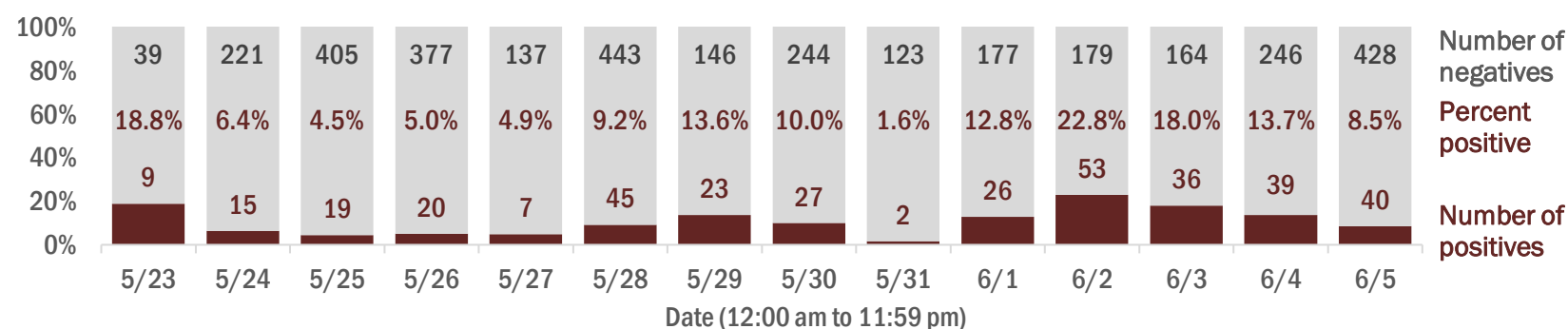
Long-term care	9,949 (16% of all cases)
Correctional	2,825 (5% of all cases)

Hospitalization counts include anyone who was hospitalized at some point during their illness. It does not reflect the number of people currently hospitalized.
Other race includes any person with a race of American Indian/Alaskan native, Asian, native Hawaiian/Pacific Islander, or other.

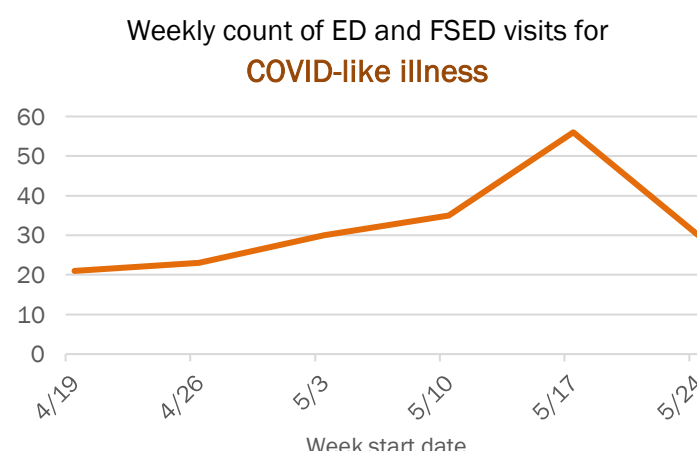
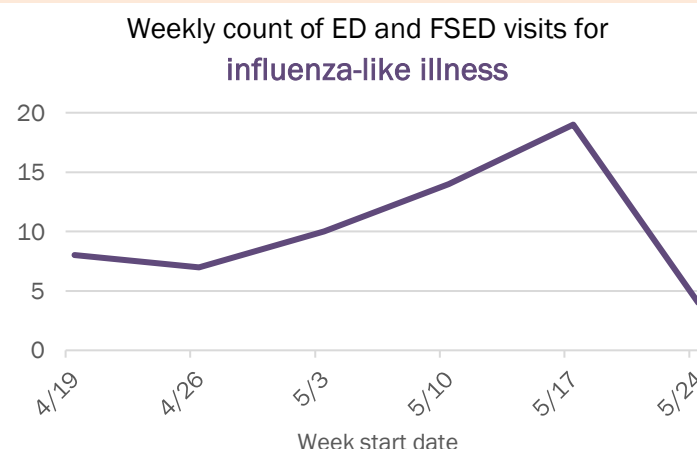
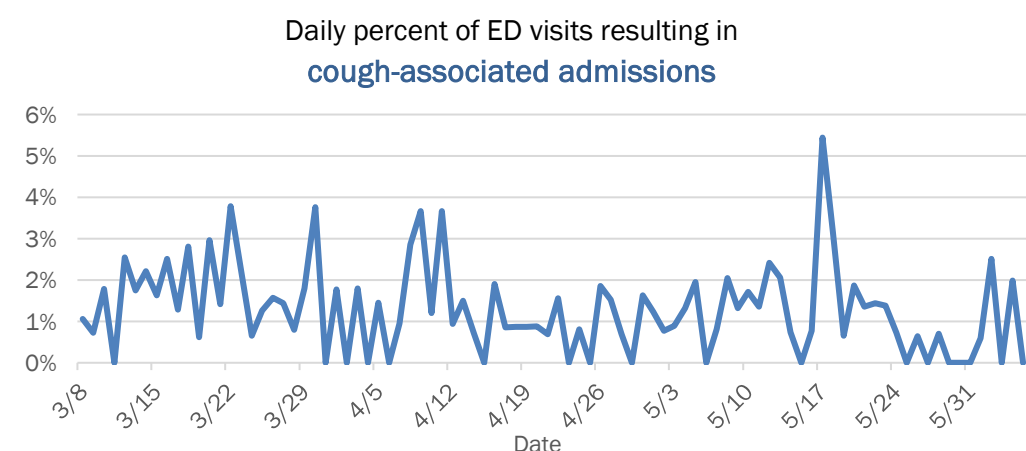
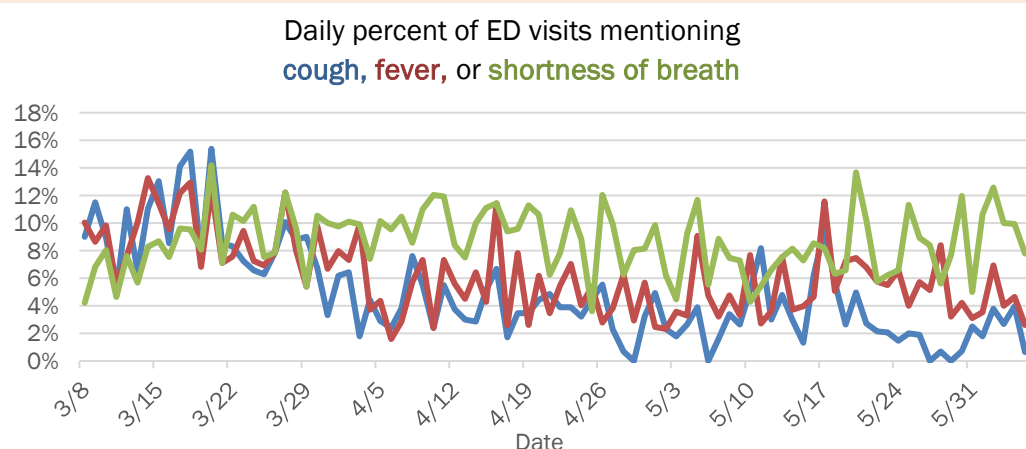
Laboratory testing for Florida residents and non-Florida residents over the past 2 weeks

Number and percent of positive labs

These counts include the number of people for whom the department received laboratory results by day. This percent is the number of people who test positive for the first time divided by all the people tested that day, excluding people who have previously tested positive.



Emergency department (ED) and freestanding ED (FSED) chief complaint and admission data for Martin County



The Electronic Surveillance System for the Early Notification of Community-Based Epidemics (ESSENCE-FL) includes chief complaint data from 211 of 212 Florida EDs and 74 of 79 Florida FSEDs. Data are transmitted electronically to ESSENCE-FL daily or hourly.

Coronavirus: summary for Monroe County

Data for Jun 6, 2020 (verified at 10 AM)

Data in this report are provisional and subject to change.

Confirmed cases		Cases confirmed in Florida residents per day	
Total cases	110		
Florida residents	99		
Non-Florida residents	11		
Gender for Florida residents			
Men	52		
Women	47		
Unknown	0		
Age for Florida residents			
Range	6 - 91		
Median age	55		
Race, ethnicity			
White	76	77%	8
Hispanic	20	20%	2
Non-Hispanic	50	51%	6
Unknown ethnicity	6	6%	0
Black	5	5%	2
Hispanic	0	0%	0
Non-Hispanic	5	5%	2
Unknown ethnicity	0	0%	0
Other	1	1%	0
Hispanic	1	1%	0
Non-Hispanic	0	0%	0
Unknown ethnicity	0	0%	0
Unknown race	17	17%	0
Hispanic	1	1%	0
Non-Hispanic	1	1%	0
Unknown ethnicity	15	15%	0
Total	99		10

Outcomes for Florida residents	
Monroe	
Hospitalizations	10 (10% of all cases)
Deaths	4 (4% of all cases)
Statewide	
Hospitalizations	10,891 (18% of all cases)
Deaths	2,688 (4% of all cases)

Cases in facility staff/residents	
Monroe	
Long-term care	22 (22% of all cases)
Correctional	0 (0% of all cases)
Statewide	
Long-term care	9,949 (16% of all cases)
Correctional	2,825 (5% of all cases)

Hospitalization counts include anyone who was hospitalized at some point during their illness. It does not reflect the number of people currently hospitalized.
Other race includes any person with a race of American Indian/Alaskan native, Asian, native Hawaiian/Pacific Islander, or other.

Laboratory testing for Florida residents and non-Florida residents over the past 2 weeks

Number and percent of positive labs

These counts include the number of people for whom the department received laboratory results by day. This percent is the number of people who test positive for the first time divided by all the people tested that day, excluding people who have previously tested positive.

Date (12:00 am to 11:59 pm)	Number of negatives	Percent positive	Number of positives
5/23	37	0.0%	0
5/24	55	0.0%	0
5/25	38	0.0%	0
5/26	41	0.0%	0
5/27	52	0.0%	0
5/28	54	1.8%	1
5/29	46	0.0%	0
5/30	510	0.0%	0
5/31	189	0.5%	1
6/1	60	0.0%	0
6/2	92	0.0%	0
6/3	85	0.0%	0
6/4	102	1.0%	1
6/5	57	0.0%	0

Emergency department (ED) and freestanding ED (FSED) chief complaint and admission data for Monroe County

Daily percent of ED visits mentioning cough, fever, or shortness of breath

Weekly count of ED and FSED visits for influenza-like illness

Daily percent of ED visits resulting in cough-associated admissions

Weekly count of ED and FSED visits for COVID-like illness

The Electronic Surveillance System for the Early Notification of Community-Based Epidemics (ESSENCE-FL) includes chief complaint data from 211 of 212 Florida EDs and 74 of 79 Florida FSEDs. Data are transmitted electronically to ESSENCE-FL daily or hourly.

Coronavirus: summary for Nassau County

Data for Jun 6, 2020 (verified at 10 AM)

Data in this report are provisional and subject to change.

Confirmed cases		Cases confirmed in Florida residents per day			
Total cases	82				
Florida residents	75				
Non-Florida residents	7				
Gender for Florida residents					
Men	36				
Women	39				
Unknown	0				
Age for Florida residents					
Range	14 - 89				
Median age	46				
Race, ethnicity		Cases	Hospitalizations	Deaths	
White	58	77%	8	53%	1
Hispanic	0	0%	0	0%	0
Non-Hispanic	57	76%	8	53%	1
Unknown ethnicity	1	1%	0	0%	0
Black	12	16%	5	33%	0
Hispanic	0	0%	0	0%	0
Non-Hispanic	12	16%	5	33%	0
Unknown ethnicity	0	0%	0	0%	0
Other	2	3%	2	13%	0
Hispanic	1	1%	1	7%	0
Non-Hispanic	1	1%	1	7%	0
Unknown ethnicity	0	0%	0	0%	0
Unknown race	3	4%	0	0%	0
Hispanic	0	0%	0	0%	0
Non-Hispanic	1	1%	0	0%	0
Unknown ethnicity	2	3%	0	0%	0
Total	75		15		1

Outcomes for Florida residents	
Nassau	
Hospitalizations	15 (20% of all cases)
Deaths	1 (1% of all cases)
Statewide	
Hospitalizations	10,891 (18% of all cases)
Deaths	2,688 (4% of all cases)

Cases in facility staff/residents	
Nassau	
Long-term care	12 (16% of all cases)
Correctional	0 (0% of all cases)
Statewide	
Long-term care	9,949 (16% of all cases)
Correctional	2,825 (5% of all cases)

Hospitalization counts include anyone who was hospitalized at some point during their illness. It does not reflect the number of people currently hospitalized.
Other race includes any person with a race of American Indian/Alaskan native, Asian, native Hawaiian/Pacific Islander, or other.

Laboratory testing for Florida residents and non-Florida residents over the past 2 weeks

Number and percent of positive labs

These counts include the number of people for whom the department received laboratory results by day. This percent is the number of people who test positive for the first time divided by all the people tested that day, excluding people who have previously tested positive.

Date (12:00 am to 11:59 pm)	Number of negatives	Percent positive	Number of positives
5/23	35	0.0%	0
5/24	134	0.7%	1
5/25	110	0.0%	0
5/26	76	0.0%	0
5/27	75	2.6%	2
5/28	111	0.0%	0
5/29	49	2.0%	1
5/30	71	1.4%	1
5/31	85	0.0%	0
6/1	82	3.5%	3
6/2	109	1.8%	2
6/3	114	0.0%	0
6/4	68	0.0%	0
6/5	72	0.0%	0

Emergency department (ED) and freestanding ED (FSED) chief complaint and admission data for Nassau County

Daily percent of ED visits mentioning cough, fever, or shortness of breath

Weekly count of ED and FSED visits for influenza-like illness

Daily percent of ED visits resulting in cough-associated admissions

Weekly count of ED and FSED visits for COVID-like illness

The Electronic Surveillance System for the Early Notification of Community-Based Epidemics (ESSENCE-FL) includes chief complaint data from 211 of 212 Florida EDs and 74 of 79 Florida FSEDs. Data are transmitted electronically to ESSENCE-FL daily or hourly.

Coronavirus: summary for Okaloosa County

Data for Jun 6, 2020 (verified at 10 AM)

Data in this report are provisional and subject to change.

Confirmed cases		Cases confirmed in Florida residents per day			
Total cases	253				
Florida residents	245				
Non-Florida residents	8				
Gender for Florida residents					
Men	117				
Women	128				
Unknown	0				
Age for Florida residents					
Range	0 - 96				
Median age	48				
Race, ethnicity		Cases	Hospitalizations	Deaths	
White	191	78%	27	66%	5
Hispanic	56	23%	8	20%	0
Non-Hispanic	135	55%	19	46%	5
Unknown ethnicity	0	0%	0	0%	0
Black	35	14%	13	32%	1
Hispanic	3	1%	0	0%	0
Non-Hispanic	32	13%	13	32%	1
Unknown ethnicity	0	0%	0	0%	0
Other	18	7%	1	2%	0
Hispanic	6	2%	0	0%	0
Non-Hispanic	12	5%	1	2%	0
Unknown ethnicity	0	0%	0	0%	0
Unknown race	1	0%	0	0%	0
Hispanic	0	0%	0	0%	0
Non-Hispanic	0	0%	0	0%	0
Unknown ethnicity	1	0%	0	0%	0
Total	245		41		6

Outcomes for Florida residents	
Okaloosa	
Hospitalizations	41 (17% of all cases)
Deaths	6 (2% of all cases)
Statewide	
Hospitalizations	10,891 (18% of all cases)
Deaths	2,688 (4% of all cases)

Cases in facility staff/residents	
Okaloosa	
Long-term care	33 (13% of all cases)
Correctional	1 (0% of all cases)
Statewide	
Long-term care	9,949 (16% of all cases)
Correctional	2,825 (5% of all cases)

Hospitalization counts include anyone who was hospitalized at some point during their illness. It does not reflect the number of people currently hospitalized.

Other race includes any person with a race of American Indian/Alaskan native, Asian, native Hawaiian/Pacific Islander, or other.

Laboratory testing for Florida residents and non-Florida residents over the past 2 weeks

Number and percent of positive labs

These counts include the number of people for whom the department received laboratory results by day. This percent is the number of people who test positive for the first time divided by all the people tested that day, excluding people who have previously tested positive.

Date (12:00 am to 11:59 pm)	Number of negatives	Percent positive	Number of positives
5/23	52	1.9%	1
5/24	239	0.0%	0
5/25	104	1.0%	1
5/26	55	6.8%	4
5/27	94	2.1%	2
5/28	162	4.7%	8
5/29	83	3.5%	3
5/30	349	3.1%	11
5/31	455	2.4%	11
6/1	67	2.9%	2
6/2	75	2.6%	2
6/3	121	3.2%	4
6/4	125	3.8%	5
6/5	200	3.4%	7

Emergency department (ED) and freestanding ED (FSED) chief complaint and admission data for Okaloosa County

Daily percent of ED visits mentioning cough, fever, or shortness of breath

Weekly count of ED and FSED visits for influenza-like illness

Daily percent of ED visits resulting in cough-associated admissions

Weekly count of ED and FSED visits for COVID-like illness

The Electronic Surveillance System for the Early Notification of Community-Based Epidemics (ESSENCE-FL) includes chief complaint data from 211 of 212 Florida EDs and 74 of 79 Florida FSEDs. Data are transmitted electronically to ESSENCE-FL daily or hourly.

Coronavirus: summary for Okeechobee County

Data for Jun 6, 2020 (verified at 10 AM)

Data in this report are provisional and subject to change.

Confirmed cases		Cases confirmed in Florida residents per day			
Total cases	125				
Florida residents	124				
Non-Florida residents	1				
Gender for Florida residents					
Men	64				
Women	60				
Unknown	0				
Age for Florida residents					
Range	2 - 87				
Median age	34				
Race, ethnicity		Cases	Hospitalizations	Deaths	
White	85	69%	8	67%	0
Hispanic	50	40%	1	8%	0
Non-Hispanic	34	27%	7	58%	0
Unknown ethnicity	1	1%	0	0%	0
Black	17	14%	2	17%	0
Hispanic	1	1%	0	0%	0
Non-Hispanic	16	13%	2	17%	0
Unknown ethnicity	0	0%	0	0%	0
Other	7	6%	2	17%	0
Hispanic	2	2%	2	17%	0
Non-Hispanic	5	4%	0	0%	0
Unknown ethnicity	0	0%	0	0%	0
Unknown race	15	12%	0	0%	0
Hispanic	0	0%	0	0%	0
Non-Hispanic	0	0%	0	0%	0
Unknown ethnicity	15	12%	0	0%	0
Total	124		12		0

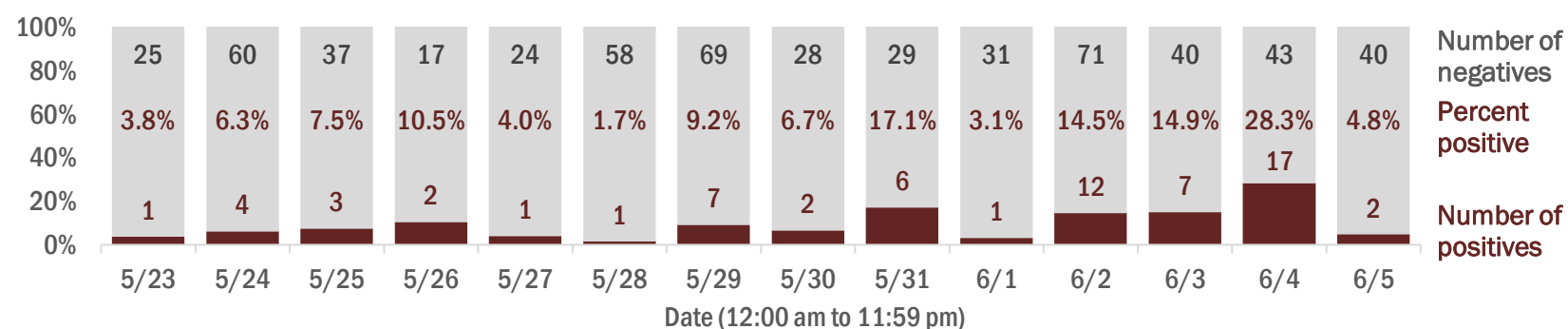
Outcomes for Florida residents	
Okeechobee	
Hospitalizations	12 (10% of all cases)
Deaths	0 (0% of all cases)
Statewide	
Hospitalizations	10,891 (18% of all cases)
Deaths	2,688 (4% of all cases)

Cases in facility staff/residents	
Okeechobee	
Long-term care	6 (5% of all cases)
Correctional	29 (23% of all cases)
Statewide	
Long-term care	9,949 (16% of all cases)
Correctional	2,825 (5% of all cases)

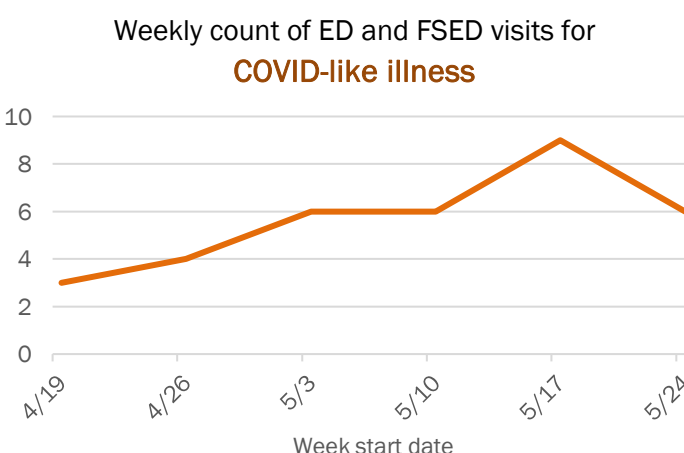
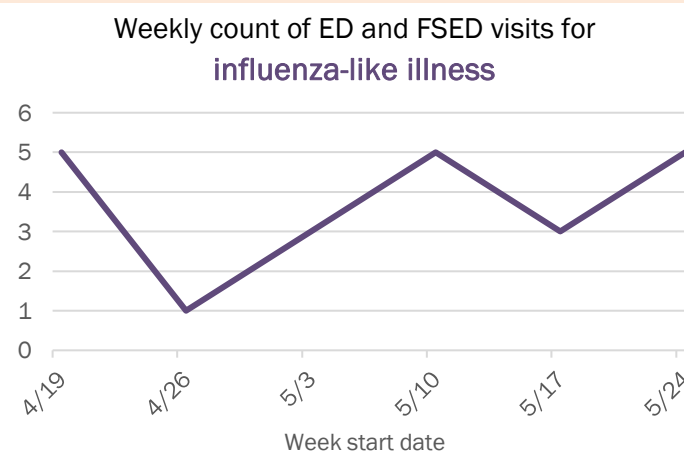
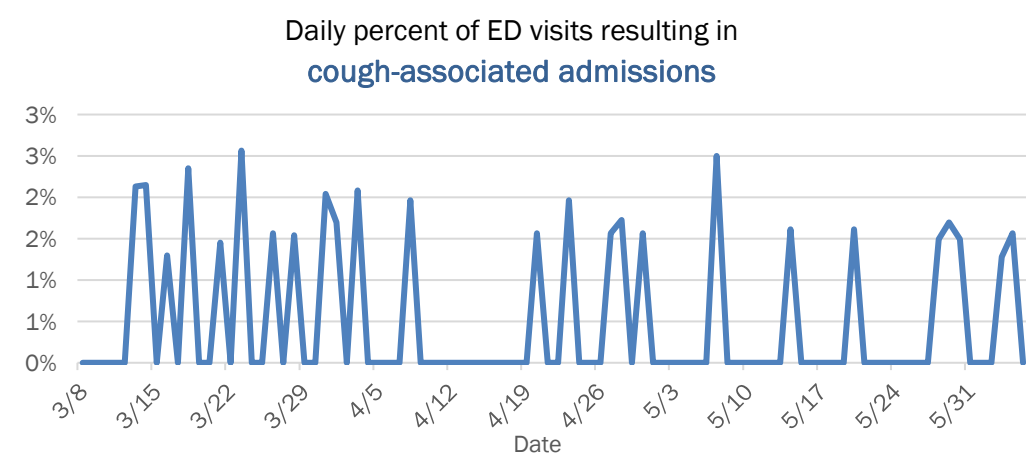
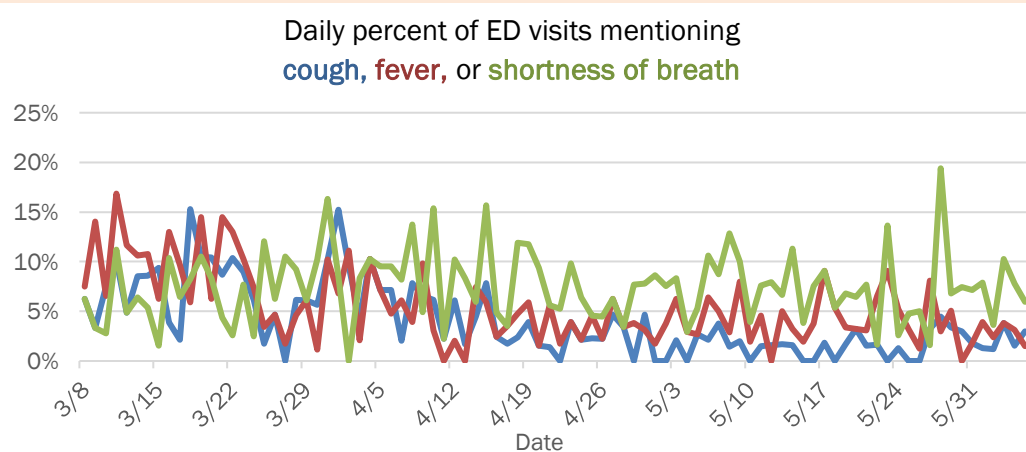
Laboratory testing for Florida residents and non-Florida residents over the past 2 weeks

Number and percent of positive labs

These counts include the number of people for whom the department received laboratory results by day. This percent is the number of people who test positive for the first time divided by all the people tested that day, excluding people who have previously tested positive.



Emergency department (ED) and freestanding ED (FSED) chief complaint and admission data for Okeechobee County



The Electronic Surveillance System for the Early Notification of Community-Based Epidemics (ESSENCE-FL) includes chief complaint data from 211 of 212 Florida EDs and 74 of 79 Florida FSEDs. Data are transmitted electronically to ESSENCE-FL daily or hourly.

Coronavirus: summary for Orange County

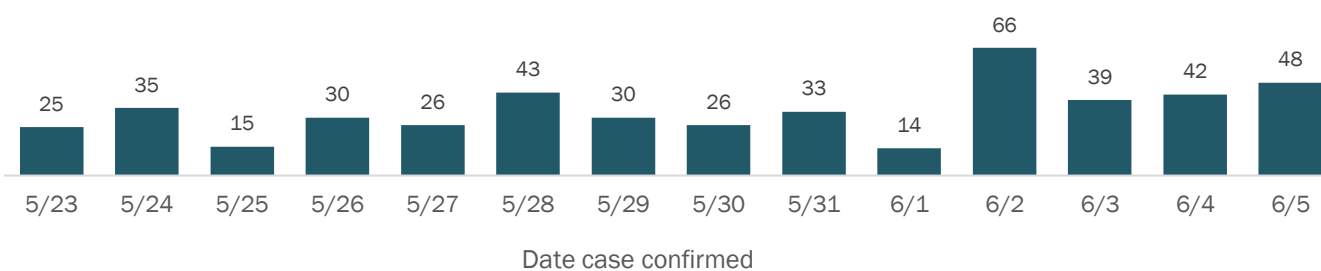
Data for Jun 6, 2020 (verified at 10 AM)

Data in this report are provisional and subject to change.

Confirmed cases

Total cases	2,256
Florida residents	2,172
Non-Florida residents	84
Gender for Florida residents	
Men	1,147
Women	1,023
Unknown	2
Age for Florida residents	
Range	0 - 101
Median age	42

Cases confirmed in Florida residents per day



Race, ethnicity	Cases	Hospitalizations	Deaths
White	866 (40%)	151 (44%)	20 (44%)
Hispanic	407 (19%)	66 (19%)	10 (22%)
Non-Hispanic	438 (20%)	84 (24%)	10 (22%)
Unknown ethnicity	21 (1%)	1 (0%)	0 (0%)
Black	387 (18%)	75 (22%)	11 (24%)
Hispanic	29 (1%)	2 (1%)	0 (0%)
Non-Hispanic	337 (16%)	71 (20%)	11 (24%)
Unknown ethnicity	21 (1%)	2 (1%)	0 (0%)
Other	696 (32%)	117 (34%)	14 (31%)
Hispanic	465 (21%)	74 (21%)	8 (18%)
Non-Hispanic	197 (9%)	41 (12%)	6 (13%)
Unknown ethnicity	34 (2%)	2 (1%)	0 (0%)
Unknown race	223 (10%)	4 (1%)	0 (0%)
Hispanic	16 (1%)	2 (1%)	0 (0%)
Non-Hispanic	5 (0%)	1 (0%)	0 (0%)
Unknown ethnicity	202 (9%)	1 (0%)	0 (0%)
Total	2,172	347	45

Outcomes for Florida residents

Orange	
Hospitalizations	347 (16% of all cases)
Deaths	45 (2% of all cases)

Statewide

Hospitalizations	10,891 (18% of all cases)
Deaths	2,688 (4% of all cases)

Cases in facility staff/residents

Orange	
Long-term care	70 (3% of all cases)
Correctional	14 (1% of all cases)

Statewide

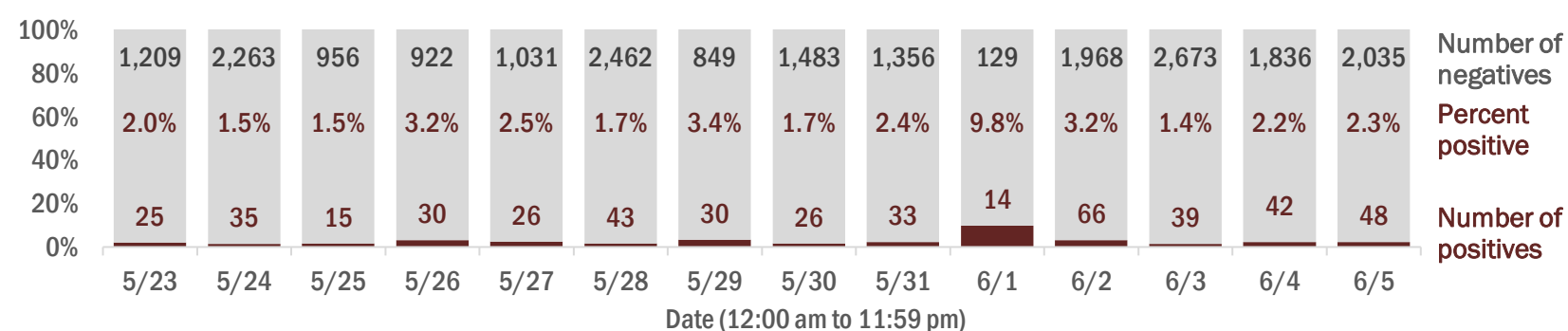
Long-term care	9,949 (16% of all cases)
Correctional	2,825 (5% of all cases)

Hospitalization counts include anyone who was hospitalized at some point during their illness. It does not reflect the number of people currently hospitalized.
Other race includes any person with a race of American Indian/Alaskan native, Asian, native Hawaiian/Pacific Islander, or other.

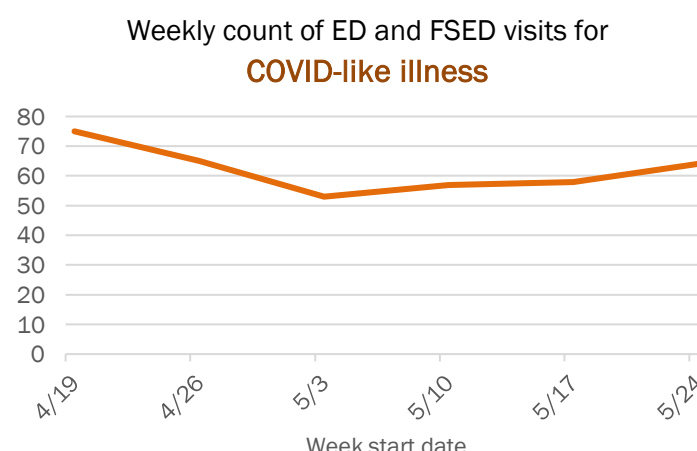
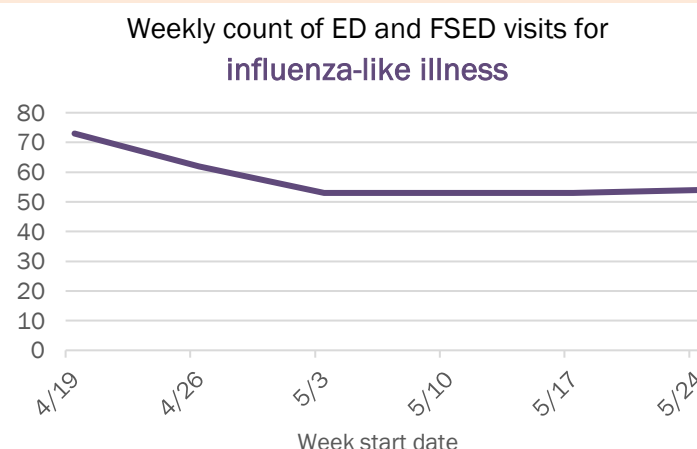
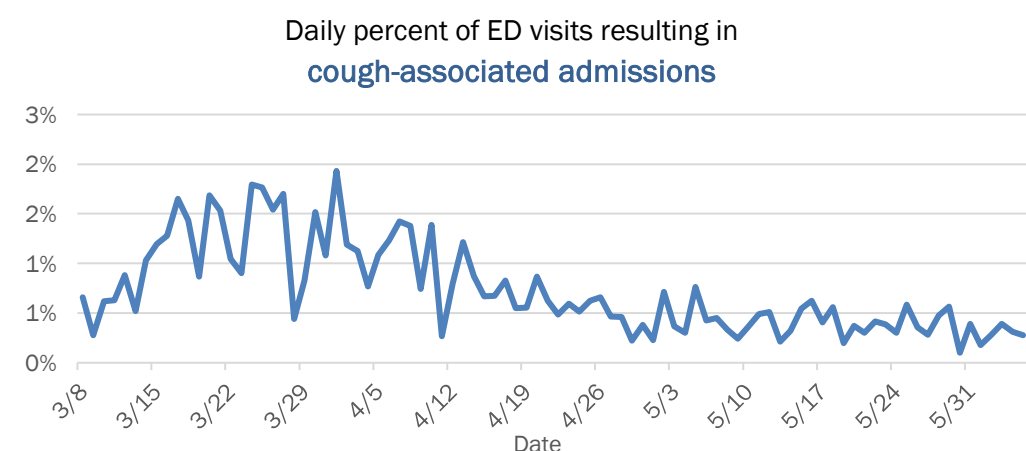
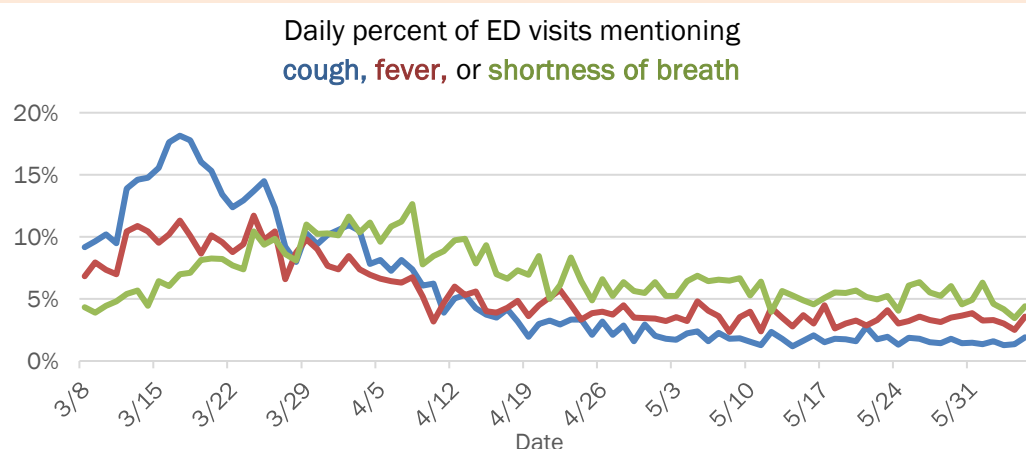
Laboratory testing for Florida residents and non-Florida residents over the past 2 weeks

Number and percent of positive labs

These counts include the number of people for whom the department received laboratory results by day. This percent is the number of people who test positive for the first time divided by all the people tested that day, excluding people who have previously tested positive.



Emergency department (ED) and freestanding ED (FSED) chief complaint and admission data for Orange County



The Electronic Surveillance System for the Early Notification of Community-Based Epidemics (ESSENCE-FL) includes chief complaint data from 211 of 212 Florida EDs and 74 of 79 Florida FSEDs. Data are transmitted electronically to ESSENCE-FL daily or hourly.

Coronavirus: summary for Osceola County

Data for Jun 6, 2020 (verified at 10 AM)

Data in this report are provisional and subject to change.

Confirmed cases		Cases confirmed in Florida residents per day												
Total cases	741													
Florida residents	692													
Non-Florida residents	49													
Gender for Florida residents														
Men	347													
Women	345													
Unknown	0													
Age for Florida residents														
Range	0 - 102													
Median age	49													
Race, ethnicity		Cases	Hospitalizations		Deaths		Outcomes for Florida residents							
White		351	51%	76	48%	13	Osceola							
Hispanic		217	31%	45	29%	7	Hospitalizations 157 (23% of all cases)							
Non-Hispanic		122	18%	28	18%	6	Deaths 20 (3% of all cases)							
Unknown ethnicity		12	2%	3	2%	0	Statewide							
Black		61	9%	12	8%	0	Hospitalizations 10,891 (18% of all cases)							
Hispanic		7	1%	0	0%	0	Deaths 2,688 (4% of all cases)							
Non-Hispanic		51	7%	12	8%	0	Cases in facility staff/residents							
Unknown ethnicity		3	0%	0	0%	0	Osceola							
Other		274	40%	68	43%	7	Long-term care 76 (11% of all cases)							
Hispanic		201	29%	52	33%	7	Correctional 3 (0% of all cases)							
Non-Hispanic		58	8%	11	7%	0	Statewide							
Unknown ethnicity		15	2%	5	3%	0	Long-term care 9,949 (16% of all cases)							
Unknown race		6	1%	1	1%	0	Correctional 2,825 (5% of all cases)							
Hispanic		0	0%	0	0%	0								
Non-Hispanic		1	0%	0	0%	0								
Unknown ethnicity		5	1%	1	1%	0								
Total	692	157		20										

Hospitalization counts include anyone who was hospitalized at some point during their illness. It does not reflect the number of people currently hospitalized.
Other race includes any person with a race of American Indian/Alaskan native, Asian, native Hawaiian/Pacific Islander, or other.

Laboratory testing for Florida residents and non-Florida residents over the past 2 weeks

Number and percent of positive labs

These counts include the number of people for whom the department received laboratory results by day. This percent is the number of people who test positive for the first time divided by all the people tested that day, excluding people who have previously tested positive.

Date	Number of negatives	Percent positive	Number of positives
5/23	320	2.7%	9
5/24	462	0.6%	3
5/25	208	0.5%	1
5/26	156	5.5%	9
5/27	205	1.4%	3
5/28	446	2.6%	12
5/29	234	3.3%	8
5/30	297	2.3%	7
5/31	121	1.6%	2
6/1	66	8.3%	6
6/2	345	1.1%	4
6/3	326	2.7%	9
6/4	231	1.7%	4
6/5	430	1.4%	6

Emergency department (ED) and freestanding ED (FSED) chief complaint and admission data for Osceola County

Daily percent of ED visits mentioning cough, fever, or shortness of breath

Weekly count of ED and FSED visits for influenza-like illness

Daily percent of ED visits resulting in cough-associated admissions

Weekly count of ED and FSED visits for COVID-like illness

The Electronic Surveillance System for the Early Notification of Community-Based Epidemics (ESSENCE-FL) includes chief complaint data from 211 of 212 Florida EDs and 74 of 79 Florida FSEDs. Data are transmitted electronically to ESSENCE-FL daily or hourly.

Coronavirus: summary for Palm Beach County

Data for Jun 6, 2020 (verified at 10 AM)

Data in this report are provisional and subject to change.

Confirmed cases		Cases confirmed in Florida residents per day														
Total cases	7,074	5/23	5/24	5/25	5/26	5/27	5/28	5/29	5/30	5/31	6/1	6/2	6/3	6/4	6/5	
Florida residents	6,965	45	148	81	36	83	231	92	146	142	79	248	153	154	173	
Non-Florida residents	109															
Gender for Florida residents																
Men	3,519															
Women	3,439															
Unknown	7															
Age for Florida residents																
Range	0 - 104															
Median age	47															
Race, ethnicity		Cases	Hospitalizations	Deaths												
White	3,155	45%	753	59%	264											71%
Hispanic	1,267	18%	183	14%	25											7%
Non-Hispanic	1,774	25%	559	44%	231											62%
Unknown ethnicity	114	2%	11	1%	8											2%
Black	1,342	19%	306	24%	68											18%
Hispanic	32	0%	3	0%	0											0%
Non-Hispanic	1,265	18%	295	23%	66											18%
Unknown ethnicity	45	1%	8	1%	2											1%
Other	1,059	15%	183	14%	22											6%
Hispanic	878	13%	149	12%	15											4%
Non-Hispanic	165	2%	29	2%	5											1%
Unknown ethnicity	16	0%	5	0%	2											1%
Unknown race	1,409	20%	33	3%	16											4%
Hispanic	69	1%	4	0%	3											1%
Non-Hispanic	13	0%	2	0%	0											0%
Unknown ethnicity	1,327	19%	27	2%	13											4%
Total	6,965		1,275		370											

Outcomes for Florida residents

Palm Beach		
Hospitalizations	1,275	(18% of all cases)
Deaths	370	(5% of all cases)

Statewide

Hospitalizations	10,891	(18% of all cases)
Deaths	2,688	(4% of all cases)

Cases in facility staff/residents

Palm Beach		
Long-term care	846	(12% of all cases)
Correctional	291	(4% of all cases)

Statewide

Long-term care	9,949	(16% of all cases)
Correctional	2,825	(5% of all cases)

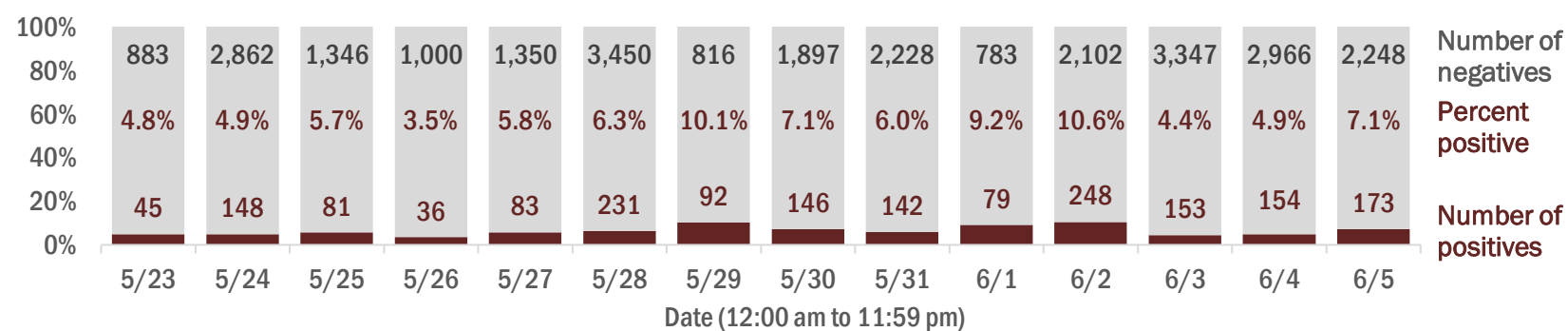
Hospitalization counts include anyone who was hospitalized at some point during their illness. It does not reflect the number of people currently hospitalized.

Other race includes any person with a race of American Indian/Alaskan native, Asian, native Hawaiian/Pacific Islander, or other.

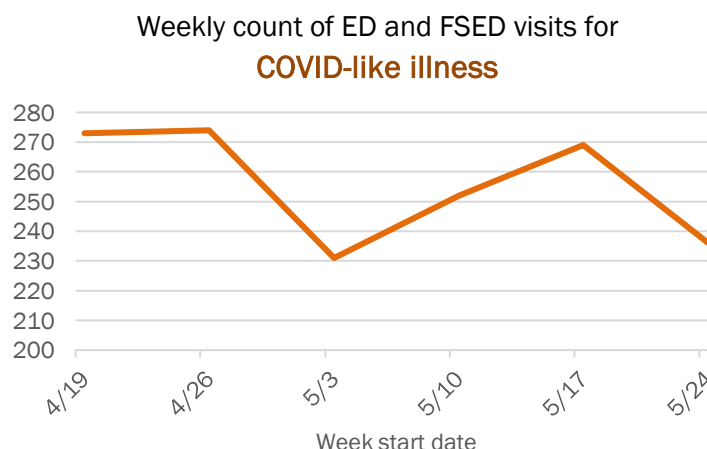
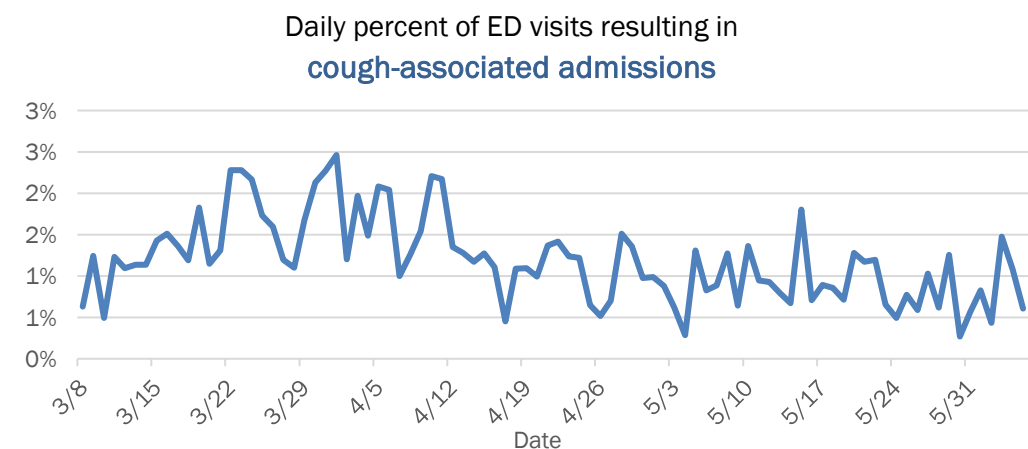
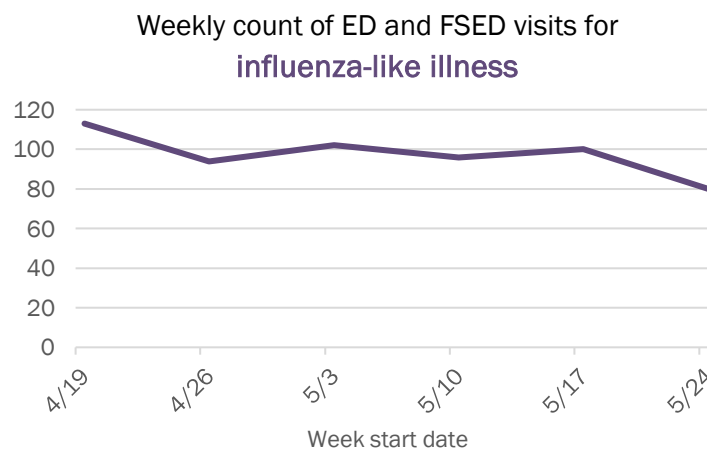
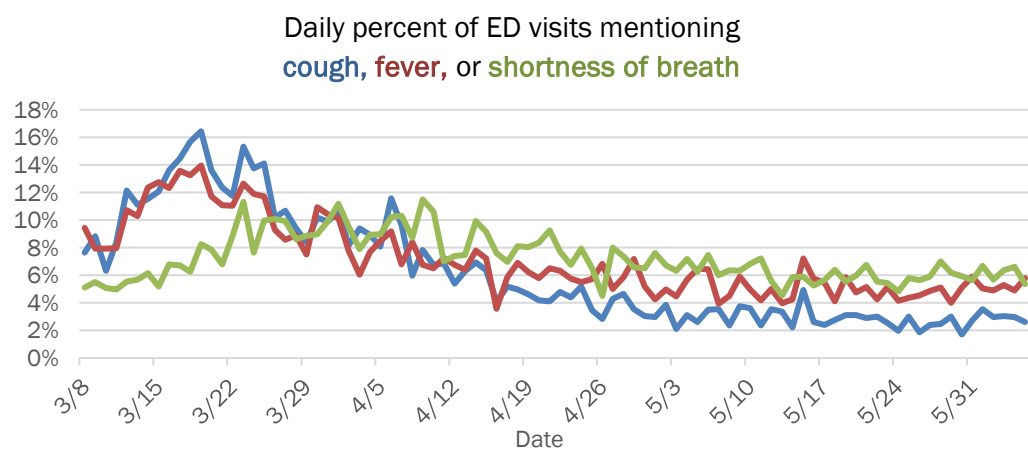
Laboratory testing for Florida residents and non-Florida residents over the past 2 weeks

Number and percent of positive labs

These counts include the number of people for whom the department received laboratory results by day. This percent is the number of people who test positive for the first time divided by all the people tested that day, excluding people who have previously tested positive.



Emergency department (ED) and freestanding ED (FSED) chief complaint and admission data for Palm Beach County



The Electronic Surveillance System for the Early Notification of Community-Based Epidemics (ESSENCE-FL) includes chief complaint data from 211 of 212 Florida EDs and 74 of 79 Florida FSEDs. Data are transmitted electronically to ESSENCE-FL daily or hourly.

Coronavirus: summary for Pasco County

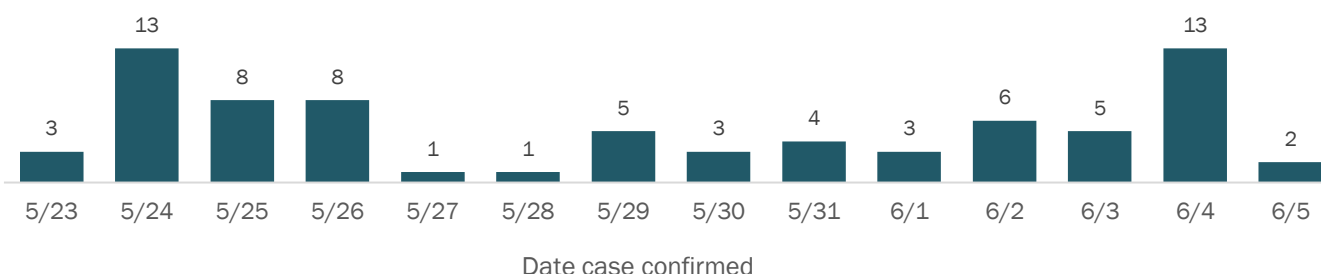
Data for Jun 6, 2020 (verified at 10 AM)

Data in this report are provisional and subject to change.

Confirmed cases

Total cases	419
Florida residents	409
Non-Florida residents	10
Gender for Florida residents	
Men	188
Women	221
Unknown	0
Age for Florida residents	
Range	0 - 94
Median age	49

Cases confirmed in Florida residents per day



Race, ethnicity	Cases	Hospitalizations	Deaths
White	266	56	11
Hispanic	57	7	1
Non-Hispanic	204	48	10
Unknown ethnicity	5	1	0
Black	57	13	2
Hispanic	0	0	0
Non-Hispanic	54	13	2
Unknown ethnicity	3	0	0
Other	53	7	1
Hispanic	28	3	0
Non-Hispanic	22	4	1
Unknown ethnicity	3	0	0
Unknown race	33	5	1
Hispanic	0	0	0
Non-Hispanic	0	0	0
Unknown ethnicity	33	5	1
Total	409	81	15

Outcomes for Florida residents

Pasco	
Hospitalizations	81 (20% of all cases)
Deaths	15 (4% of all cases)

Statewide

Hospitalizations	10,891 (18% of all cases)
Deaths	2,688 (4% of all cases)

Cases in facility staff/residents

Pasco	
Long-term care	87 (21% of all cases)
Correctional	4 (1% of all cases)

Statewide

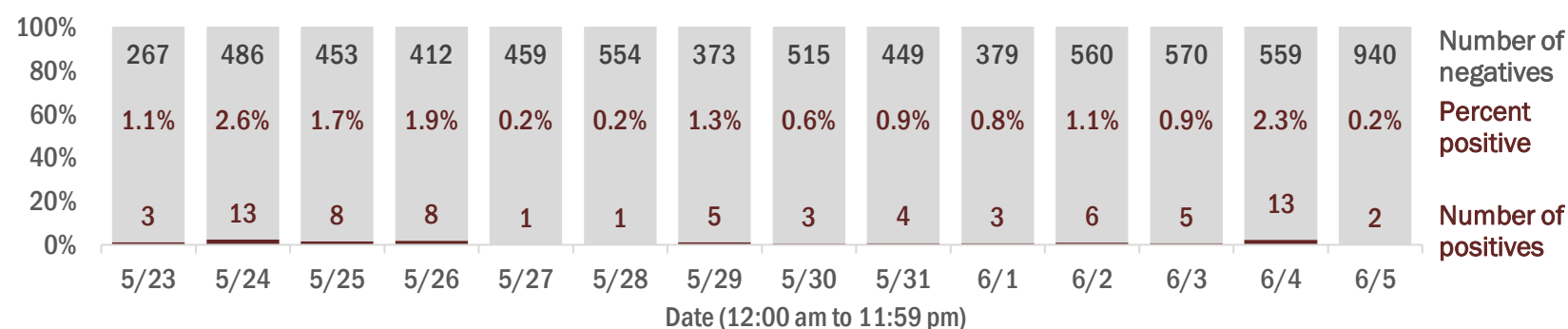
Long-term care	9,949 (16% of all cases)
Correctional	2,825 (5% of all cases)

Hospitalization counts include anyone who was hospitalized at some point during their illness. It does not reflect the number of people currently hospitalized.
Other race includes any person with a race of American Indian/Alaskan native, Asian, native Hawaiian/Pacific Islander, or other.

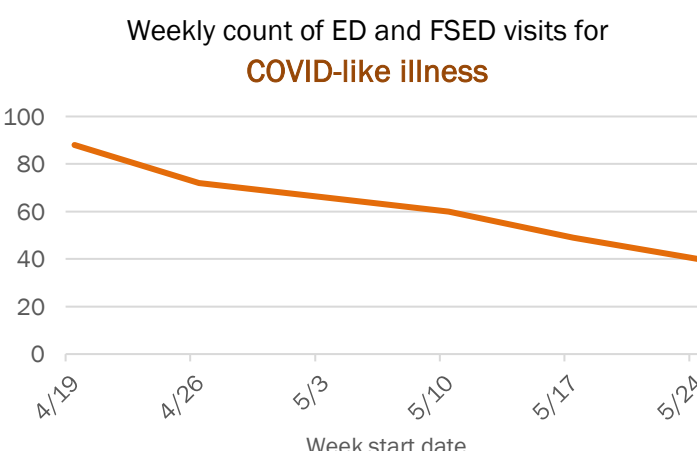
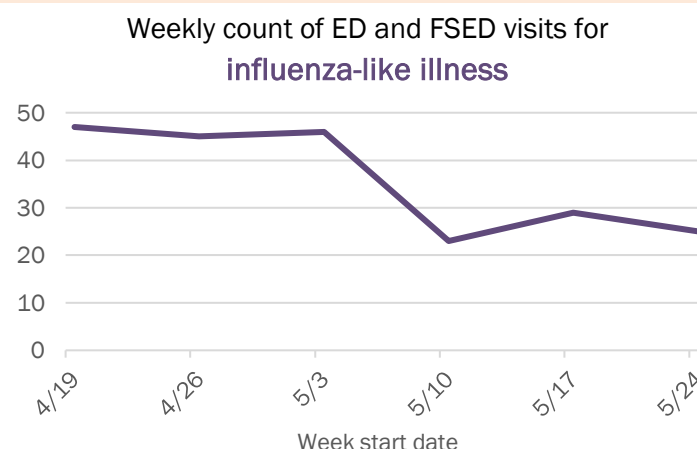
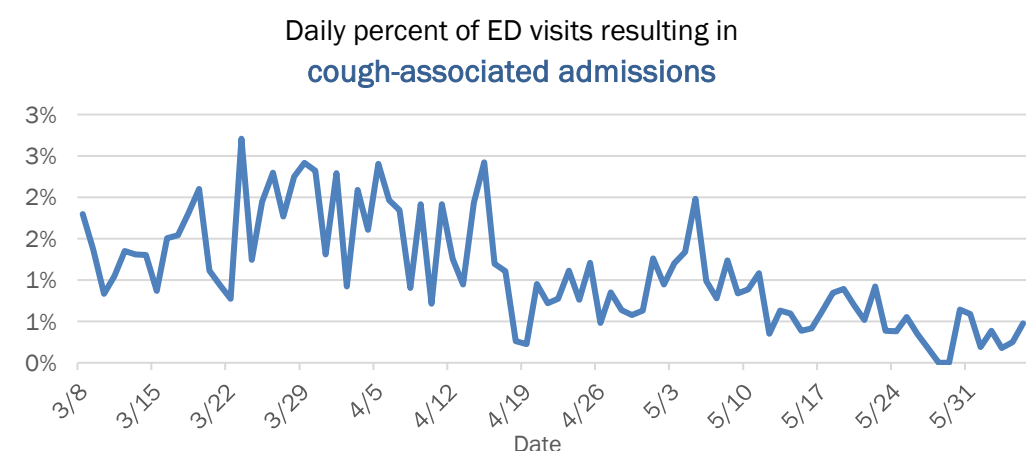
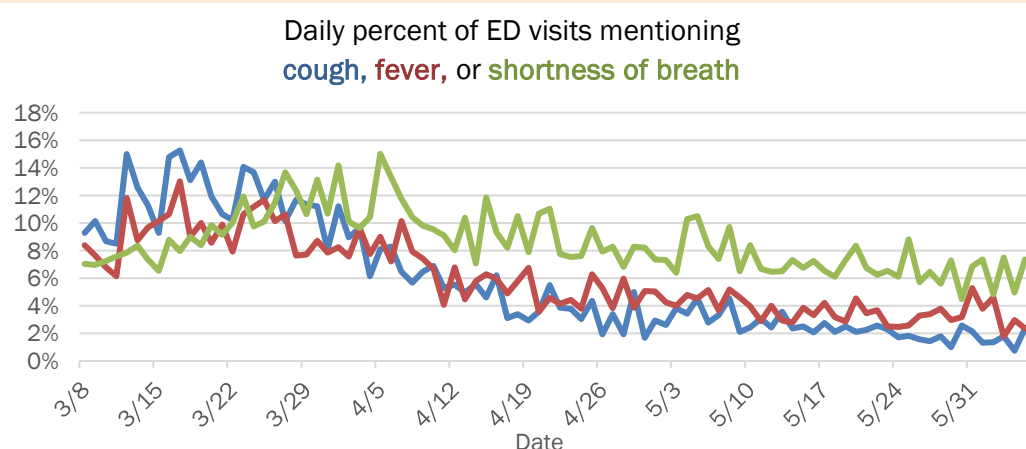
Laboratory testing for Florida residents and non-Florida residents over the past 2 weeks

Number and percent of positive labs

These counts include the number of people for whom the department received laboratory results by day. This percent is the number of people who test positive for the first time divided by all the people tested that day, excluding people who have previously tested positive.



Emergency department (ED) and freestanding ED (FSED) chief complaint and admission data for Pasco County



The Electronic Surveillance System for the Early Notification of Community-Based Epidemics (ESSENCE-FL) includes chief complaint data from 211 of 212 Florida EDs and 74 of 79 Florida FSEDs. Data are transmitted electronically to ESSENCE-FL daily or hourly.

Coronavirus: summary for Pinellas County

Data for Jun 6, 2020 (verified at 10 AM)

Data in this report are provisional and subject to change.

Confirmed cases		Cases confirmed in Florida residents per day													
Total cases	1,532														
Florida residents	1,481														
Non-Florida residents	51														
Gender for Florida residents															
Men	630														
Women	851														
Unknown	0														
Age for Florida residents															
Range	0 - 101														
Median age	52														
Race, ethnicity		Cases	Hospitalizations	Deaths	Outcomes for Florida residents										
White	970	65%	321	79%	85	89%	Pinellas						Hospitalizations 408 (28% of all cases)		
Hispanic	136	9%	17	4%	1	1%							Deaths 95 (6% of all cases)		
Non-Hispanic	796	54%	287	70%	79	83%	Statewide						Hospitalizations 10,891 (18% of all cases)		
Unknown ethnicity	38	3%	17	4%	5	5%							Deaths 2,688 (4% of all cases)		
Black	292	20%	63	15%	5	5%	Cases in facility staff/residents						Pinellas		
Hispanic	4	0%	0	0%	0	0%							Long-term care 476 (32% of all cases)		
Non-Hispanic	277	19%	63	15%	5	5%							Correctional 0 (0% of all cases)		
Unknown ethnicity	11	1%	0	0%	0	0%							Statewide		
Other	92	6%	18	4%	5	5%							Long-term care 9,949 (16% of all cases)		
Hispanic	24	2%	5	1%	2	2%							Correctional 2,825 (5% of all cases)		
Non-Hispanic	65	4%	13	3%	3	3%									
Unknown ethnicity	3	0%	0	0%	0	0%									
Unknown race	127	9%	6	1%	0	0%									
Hispanic	2	0%	0	0%	0	0%									
Non-Hispanic	3	0%	2	0%	0	0%									
Unknown ethnicity	122	8%	4	1%	0	0%									
Total	1,481		408		95										

Hospitalization counts include anyone who was hospitalized at some point during their illness. It does not reflect the number of people currently hospitalized.
Other race includes any person with a race of American Indian/Alaskan native, Asian, native Hawaiian/Pacific Islander, or other.

Laboratory testing for Florida residents and non-Florida residents over the past 2 weeks

Number and percent of positive labs

These counts include the number of people for whom the department received laboratory results by day. This percent is the number of people who test positive for the first time divided by all the people tested that day, excluding people who have previously tested positive.

Date	Number of negatives	Percent positive	Number of positives
5/23	538	2.0%	11
5/24	1,197	1.4%	17
5/25	1,589	0.8%	13
5/26	1,259	0.6%	7
5/27	1,062	1.2%	13
5/28	1,626	1.4%	23
5/29	1,010	2.1%	22
5/30	1,642	1.9%	31
5/31	1,702	1.2%	20
6/1	938	2.4%	23
6/2	1,823	1.2%	23
6/3	1,906	2.1%	40
6/4	1,257	4.5%	59
6/5	1,865	3.1%	59

Emergency department (ED) and freestanding ED (FSED) chief complaint and admission data for Pinellas County

Daily percent of ED visits mentioning cough, fever, or shortness of breath

Weekly count of ED and FSED visits for influenza-like illness

Daily percent of ED visits resulting in cough-associated admissions

Weekly count of ED and FSED visits for COVID-like illness

The Electronic Surveillance System for the Early Notification of Community-Based Epidemics (ESSENCE-FL) includes chief complaint data from 211 of 212 Florida EDs and 74 of 79 Florida FSEDs. Data are transmitted electronically to ESSENCE-FL daily or hourly.

Coronavirus: summary for Polk County

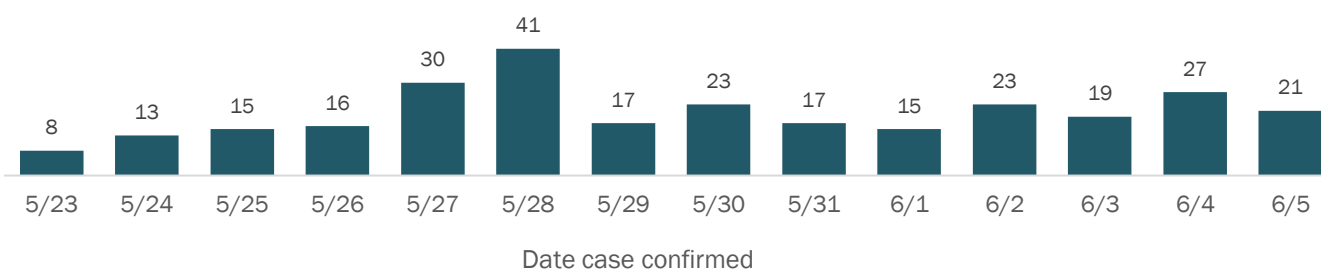
Data for Jun 6, 2020 (verified at 10 AM)

Data in this report are provisional and subject to change.

Confirmed cases

Total cases	1,145
Florida residents	1,132
Non-Florida residents	13
Gender for Florida residents	
Men	436
Women	695
Unknown	1
Age for Florida residents	
Range	0 - 103
Median age	53

Cases confirmed in Florida residents per day



Race, ethnicity	Cases	Hospitalizations	Deaths
White	723 (64%)	237 (71%)	44 (67%)
Hispanic	226 (20%)	38 (11%)	2 (3%)
Non-Hispanic	484 (43%)	195 (58%)	42 (64%)
Unknown ethnicity	13 (1%)	4 (1%)	0 (0%)
Black	230 (20%)	68 (20%)	12 (18%)
Hispanic	9 (1%)	2 (1%)	1 (2%)
Non-Hispanic	217 (19%)	65 (19%)	11 (17%)
Unknown ethnicity	4 (0%)	1 (0%)	0 (0%)
Other	139 (12%)	28 (8%)	9 (14%)
Hispanic	67 (6%)	14 (4%)	4 (6%)
Non-Hispanic	53 (5%)	10 (3%)	4 (6%)
Unknown ethnicity	19 (2%)	4 (1%)	1 (2%)
Unknown race	40 (4%)	2 (1%)	1 (2%)
Hispanic	3 (0%)	0 (0%)	0 (0%)
Non-Hispanic	0 (0%)	0 (0%)	0 (0%)
Unknown ethnicity	37 (3%)	2 (1%)	1 (2%)
Total	1,132	335	66

Outcomes for Florida residents

Polk		
Hospitalizations	335	(30% of all cases)
Deaths	66	(6% of all cases)

Statewide

Hospitalizations	10,891	(18% of all cases)
Deaths	2,688	(4% of all cases)

Cases in facility staff/residents

Polk		
Long-term care	320	(28% of all cases)
Correctional	1	(0% of all cases)

Statewide

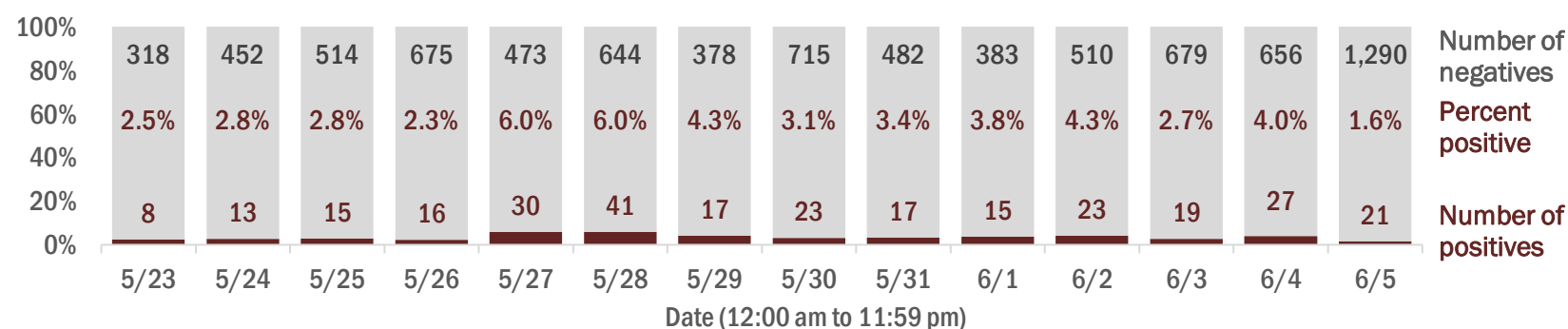
Long-term care	9,949	(16% of all cases)
Correctional	2,825	(5% of all cases)

Hospitalization counts include anyone who was hospitalized at some point during their illness. It does not reflect the number of people currently hospitalized.
Other race includes any person with a race of American Indian/Alaskan native, Asian, native Hawaiian/Pacific Islander, or other.

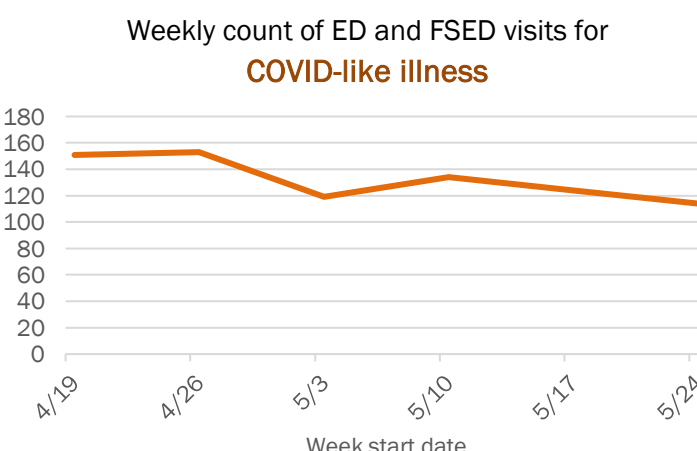
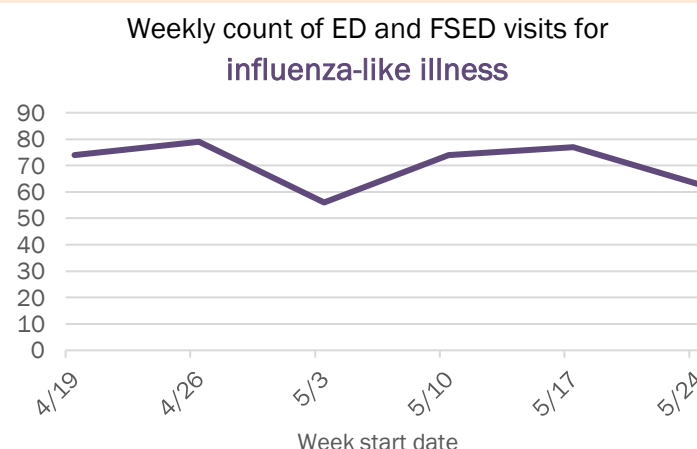
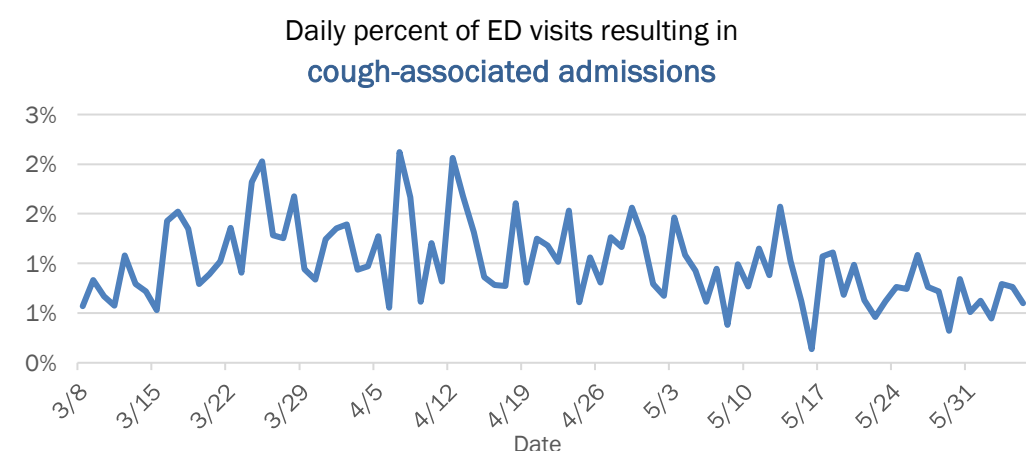
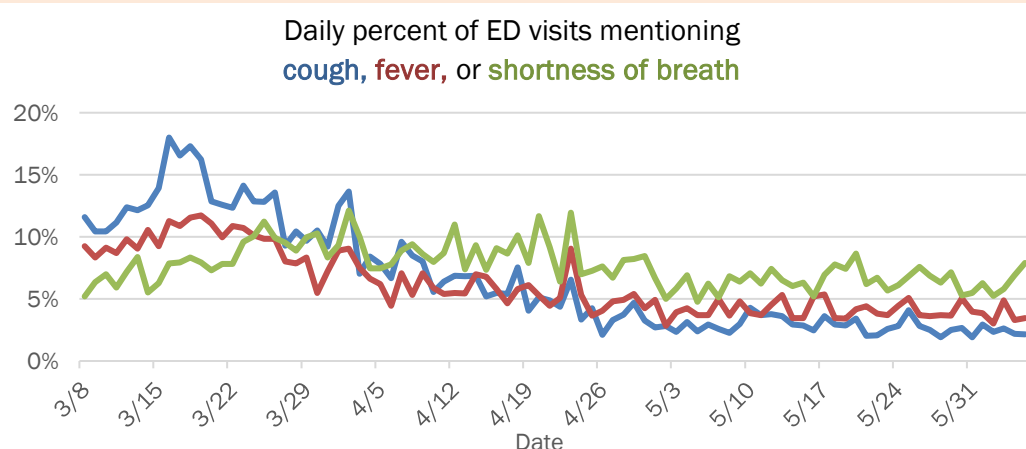
Laboratory testing for Florida residents and non-Florida residents over the past 2 weeks

Number and percent of positive labs

These counts include the number of people for whom the department received laboratory results by day. This percent is the number of people who test positive for the first time divided by all the people tested that day, excluding people who have previously tested positive.



Emergency department (ED) and freestanding ED (FSED) chief complaint and admission data for Polk County



The Electronic Surveillance System for the Early Notification of Community-Based Epidemics (ESSENCE-FL) includes chief complaint data from 211 of 212 Florida EDs and 74 of 79 Florida FSEDs. Data are transmitted electronically to ESSENCE-FL daily or hourly.

Coronavirus: summary for Putnam County

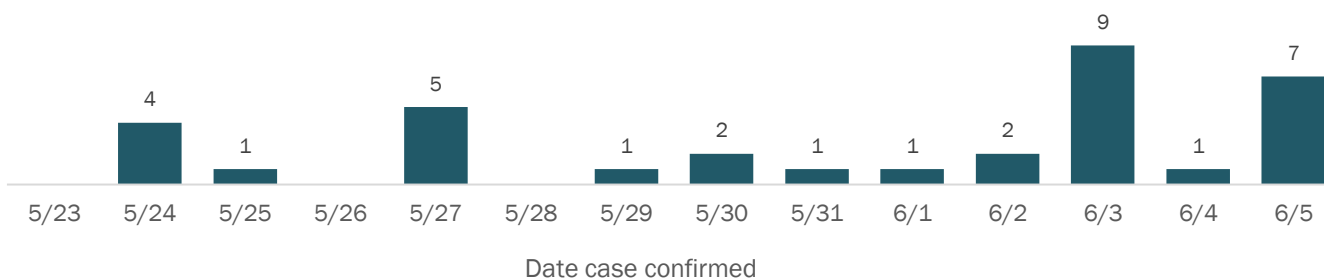
Data for Jun 6, 2020 (verified at 10 AM)

Data in this report are provisional and subject to change.

Confirmed cases

Total cases	173
Florida residents	173
Non-Florida residents	0
Gender for Florida residents	
Men	65
Women	108
Unknown	0
Age for Florida residents	
Range	3 - 98
Median age	46

Cases confirmed in Florida residents per day



Race, ethnicity	Cases	Hospitalizations	Deaths
White	94 (54%)	13 (62%)	3 (50%)
Hispanic	2 (1%)	0 (0%)	0 (0%)
Non-Hispanic	92 (53%)	13 (62%)	3 (50%)
Unknown ethnicity	0 (0%)	0 (0%)	0 (0%)
Black	71 (41%)	7 (33%)	3 (50%)
Hispanic	0 (0%)	0 (0%)	0 (0%)
Non-Hispanic	70 (40%)	6 (29%)	2 (33%)
Unknown ethnicity	1 (1%)	1 (5%)	1 (17%)
Other	8 (5%)	1 (5%)	0 (0%)
Hispanic	5 (3%)	1 (5%)	0 (0%)
Non-Hispanic	2 (1%)	0 (0%)	0 (0%)
Unknown ethnicity	1 (1%)	0 (0%)	0 (0%)
Unknown race	0 (0%)	0 (0%)	0 (0%)
Hispanic	0 (0%)	0 (0%)	0 (0%)
Non-Hispanic	0 (0%)	0 (0%)	0 (0%)
Unknown ethnicity	0 (0%)	0 (0%)	0 (0%)
Total	173	21	6

Outcomes for Florida residents

Putnam	
Hospitalizations	21 (12% of all cases)
Deaths	6 (3% of all cases)

Statewide

Hospitalizations	10,891 (18% of all cases)
Deaths	2,688 (4% of all cases)

Cases in facility staff/residents

Putnam	
Long-term care	52 (30% of all cases)
Correctional	1 (1% of all cases)

Statewide

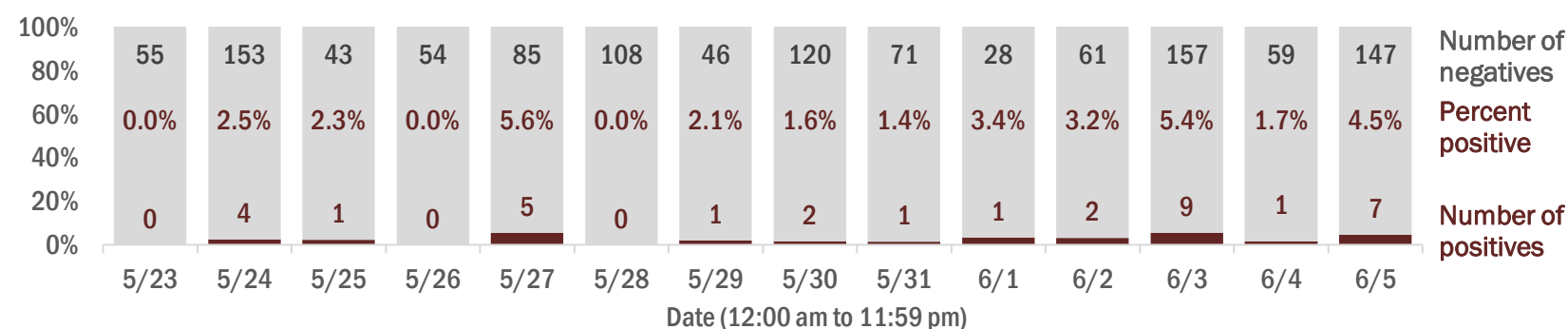
Long-term care	9,949 (16% of all cases)
Correctional	2,825 (5% of all cases)

Hospitalization counts include anyone who was hospitalized at some point during their illness. It does not reflect the number of people currently hospitalized.
Other race includes any person with a race of American Indian/Alaskan native, Asian, native Hawaiian/Pacific Islander, or other.

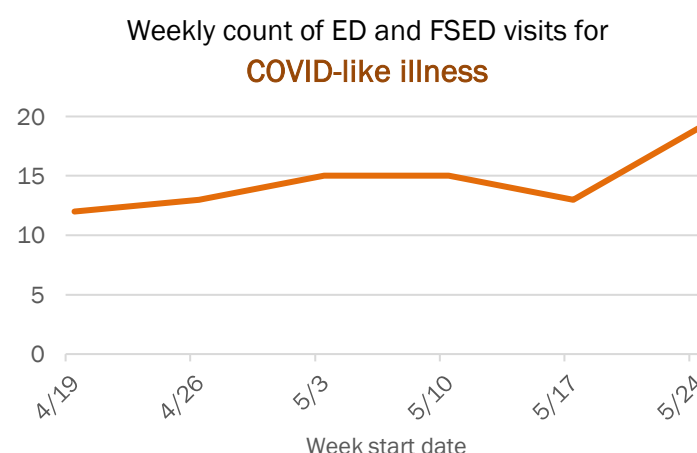
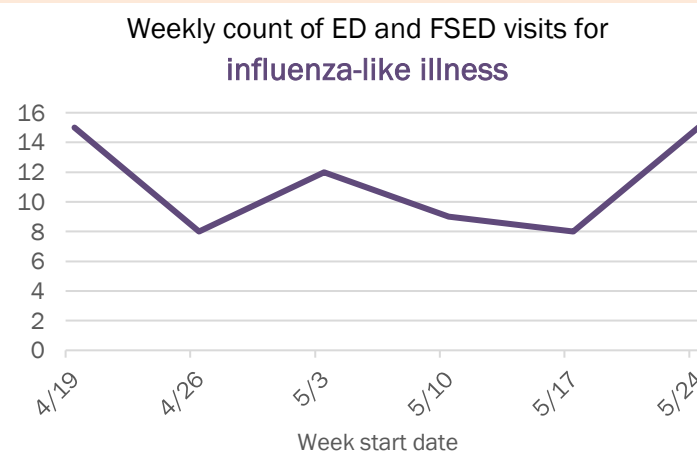
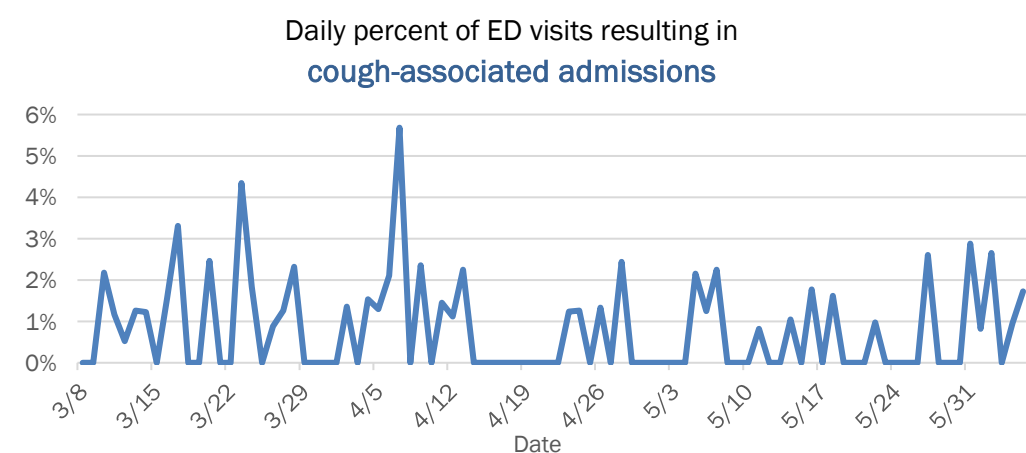
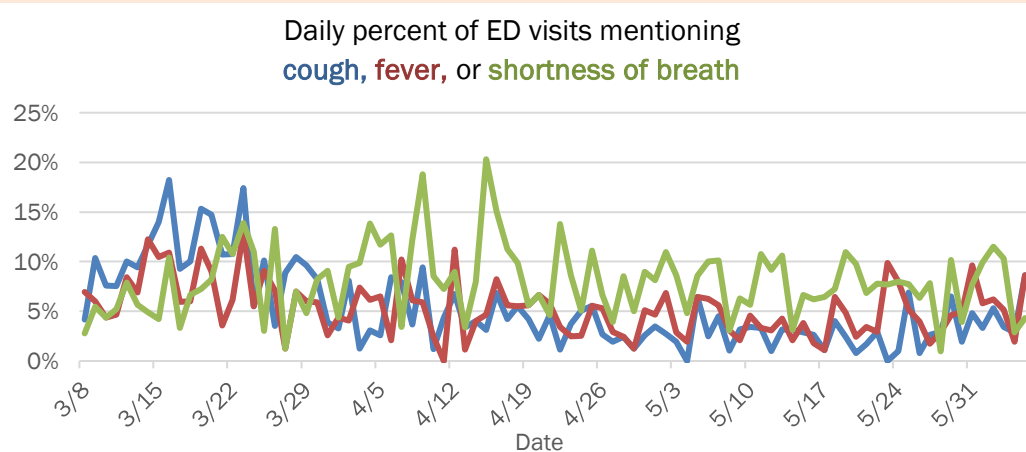
Laboratory testing for Florida residents and non-Florida residents over the past 2 weeks

Number and percent of positive labs

These counts include the number of people for whom the department received laboratory results by day. This percent is the number of people who test positive for the first time divided by all the people tested that day, excluding people who have previously tested positive.



Emergency department (ED) and freestanding ED (FSED) chief complaint and admission data for Putnam County



The Electronic Surveillance System for the Early Notification of Community-Based Epidemics (ESSENCE-FL) includes chief complaint data from 211 of 212 Florida EDs and 74 of 79 Florida FSEDs. Data are transmitted electronically to ESSENCE-FL daily or hourly.

Coronavirus: summary for Santa Rosa County

Data for Jun 6, 2020 (verified at 10 AM)

Data in this report are provisional and subject to change.

Confirmed cases		Cases confirmed in Florida residents per day	
Total cases	257		
Florida residents	253		
Non-Florida residents	4		
Gender for Florida residents			
Men	180		
Women	73		
Unknown	0		
Age for Florida residents			
Range	0 - 94		
Median age	47		
		Date case confirmed	
		5/23	5/24
		5/25	5/26
		5/27	5/28
		5/29	5/30
		5/31	6/1
		6/2	6/3
		6/4	6/5

Race, ethnicity	Cases	Hospitalizations	Deaths
White	179 (71%)	18 (72%)	6 (67%)
Hispanic	12 (5%)	2 (8%)	1 (11%)
Non-Hispanic	155 (61%)	16 (64%)	5 (56%)
Unknown ethnicity	12 (5%)	0 (0%)	0 (0%)
Black	43 (17%)	6 (24%)	3 (33%)
Hispanic	1 (0%)	0 (0%)	0 (0%)
Non-Hispanic	32 (13%)	6 (24%)	3 (33%)
Unknown ethnicity	10 (4%)	0 (0%)	0 (0%)
Other	5 (2%)	1 (4%)	0 (0%)
Hispanic	1 (0%)	0 (0%)	0 (0%)
Non-Hispanic	4 (2%)	1 (4%)	0 (0%)
Unknown ethnicity	0 (0%)	0 (0%)	0 (0%)
Unknown race	26 (10%)	0 (0%)	0 (0%)
Hispanic	1 (0%)	0 (0%)	0 (0%)
Non-Hispanic	2 (1%)	0 (0%)	0 (0%)
Unknown ethnicity	23 (9%)	0 (0%)	0 (0%)
Total	253	25	9

Outcomes for Florida residents	
Santa Rosa	
Hospitalizations	25 (10% of all cases)
Deaths	9 (4% of all cases)
Statewide	
Hospitalizations	10,891 (18% of all cases)
Deaths	2,688 (4% of all cases)

Cases in facility staff/residents	
Santa Rosa	
Long-term care	14 (6% of all cases)
Correctional	110 (43% of all cases)
Statewide	
Long-term care	9,949 (16% of all cases)
Correctional	2,825 (5% of all cases)

Hospitalization counts include anyone who was hospitalized at some point during their illness. It does not reflect the number of people currently hospitalized.
Other race includes any person with a race of American Indian/Alaskan native, Asian, native Hawaiian/Pacific Islander, or other.

Laboratory testing for Florida residents and non-Florida residents over the past 2 weeks

Number and percent of positive labs

These counts include the number of people for whom the department received laboratory results by day. This percent is the number of people who test positive for the first time divided by all the people tested that day, excluding people who have previously tested positive.

Date (12:00 am to 11:59 pm)	Number of negatives	Percent positive	Number of positives
5/23	77	0.0%	0
5/24	315	0.3%	1
5/25	111	0.9%	1
5/26	152	16.0%	29
5/27	201	0.0%	0
5/28	451	0.7%	3
5/29	95	2.1%	2
5/30	111	0.9%	1
5/31	227	0.4%	1
6/1	188	0.5%	1
6/2	239	0.4%	1
6/3	296	0.7%	2
6/4	155	3.1%	5
6/5	197	0.0%	0

Emergency department (ED) and freestanding ED (FSED) chief complaint and admission data for Santa Rosa County

Daily percent of ED visits mentioning cough, fever, or shortness of breath

Weekly count of ED and FSED visits for influenza-like illness

Daily percent of ED visits resulting in cough-associated admissions

Weekly count of ED and FSED visits for COVID-like illness

The Electronic Surveillance System for the Early Notification of Community-Based Epidemics (ESSENCE-FL) includes chief complaint data from 211 of 212 Florida EDs and 74 of 79 Florida FSEDs. Data are transmitted electronically to ESSENCE-FL daily or hourly.

Coronavirus: summary for Sarasota County

Data for Jun 6, 2020 (verified at 10 AM)

Data in this report are provisional and subject to change.

Confirmed cases		Cases confirmed in Florida residents per day													
Total cases	669														
Florida residents	648														
Non-Florida residents	21														
Gender for Florida residents															
Men	274														
Women	374														
Unknown	0														
Age for Florida residents															
Range	0 - 104														
Median age	63														
Race, ethnicity		Cases	Hospitalizations	Deaths	Outcomes for Florida residents										
White	516	80%	137	82%	73	86%	Sarasota								
Hispanic	45	7%	7	4%	3	4%	Hospitalizations		167		(26% of all cases)				
Non-Hispanic	438	68%	111	66%	59	69%	Deaths		85		(13% of all cases)				
Unknown ethnicity	33	5%	19	11%	11	13%	Statewide								
Black	51	8%	13	8%	4	5%	Hospitalizations		10,891		(18% of all cases)				
Hispanic	1	0%	1	1%	0	0%	Deaths		2,688		(4% of all cases)				
Non-Hispanic	49	8%	12	7%	4	5%	Cases in facility staff/residents								
Unknown ethnicity	1	0%	0	0%	0	0%	Sarasota		Long-term care		216		(33% of all cases)		
Other	38	6%	12	7%	6	7%	Correctional		2		(0% of all cases)				
Hispanic	10	2%	4	2%	2	2%	Statewide								
Non-Hispanic	25	4%	5	3%	4	5%	Long-term care		9,949		(16% of all cases)				
Unknown ethnicity	3	0%	3	2%	0	0%	Correctional		2,825		(5% of all cases)				
Unknown race	43	7%	5	3%	2	2%									
Hispanic	0	0%	0	0%	0	0%									
Non-Hispanic	3	0%	1	1%	1	1%									
Unknown ethnicity	40	6%	4	2%	1	1%									
Total	648		167		85										

Hospitalization counts include anyone who was hospitalized at some point during their illness. It does not reflect the number of people currently hospitalized.
Other race includes any person with a race of American Indian/Alaskan native, Asian, native Hawaiian/Pacific Islander, or other.

Laboratory testing for Florida residents and non-Florida residents over the past 2 weeks

Number and percent of positive labs

These counts include the number of people for whom the department received laboratory results by day. This percent is the number of people who test positive for the first time divided by all the people tested that day, excluding people who have previously tested positive.

Date	Number of negatives	Percent positive	Number of positives
5/23	324	2.7%	9
5/24	1,474	0.2%	3
5/25	229	3.0%	7
5/26	176	1.1%	2
5/27	613	2.1%	13
5/28	1,009	1.1%	11
5/29	485	0.6%	3
5/30	349	1.7%	6
5/31	684	0.4%	3
6/1	257	2.7%	7
6/2	850	0.5%	4
6/3	1,239	0.3%	4
6/4	251	2.3%	6
6/5	2,006	0.4%	9

Emergency department (ED) and freestanding ED (FSED) chief complaint and admission data for Sarasota County

Daily percent of ED visits mentioning cough, fever, or shortness of breath

Weekly count of ED and FSED visits for influenza-like illness

Daily percent of ED visits resulting in cough-associated admissions

Weekly count of ED and FSED visits for COVID-like illness

The Electronic Surveillance System for the Early Notification of Community-Based Epidemics (ESSENCE-FL) includes chief complaint data from 211 of 212 Florida EDs and 74 of 79 Florida FSEDs. Data are transmitted electronically to ESSENCE-FL daily or hourly.

Coronavirus: summary for Seminole County

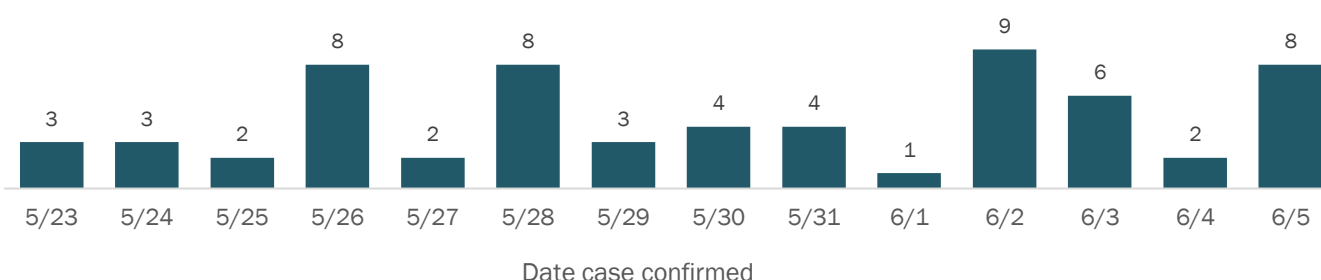
Data for Jun 6, 2020 (verified at 10 AM)

Data in this report are provisional and subject to change.

Confirmed cases

Total cases	521
Florida residents	514
Non-Florida residents	7
Gender for Florida residents	
Men	238
Women	276
Unknown	0
Age for Florida residents	
Range	0 - 100
Median age	46

Cases confirmed in Florida residents per day



Race, ethnicity	Cases	Hospitalizations	Deaths
White	374 (73%)	78 (68%)	12 (100%)
Hispanic	163 (32%)	36 (32%)	5 (42%)
Non-Hispanic	211 (41%)	42 (37%)	7 (58%)
Unknown ethnicity	0 (0%)	0 (0%)	0 (0%)
Black	76 (15%)	15 (13%)	0 (0%)
Hispanic	0 (0%)	0 (0%)	0 (0%)
Non-Hispanic	74 (14%)	14 (12%)	0 (0%)
Unknown ethnicity	2 (0%)	1 (1%)	0 (0%)
Other	63 (12%)	21 (18%)	0 (0%)
Hispanic	22 (4%)	8 (7%)	0 (0%)
Non-Hispanic	41 (8%)	13 (11%)	0 (0%)
Unknown ethnicity	0 (0%)	0 (0%)	0 (0%)
Unknown race	1 (0%)	0 (0%)	0 (0%)
Hispanic	0 (0%)	0 (0%)	0 (0%)
Non-Hispanic	0 (0%)	0 (0%)	0 (0%)
Unknown ethnicity	1 (0%)	0 (0%)	0 (0%)
Total	514	114	12

Outcomes for Florida residents

Seminole	
Hospitalizations	114 (22% of all cases)
Deaths	12 (2% of all cases)

Statewide

Hospitalizations	10,891 (18% of all cases)
Deaths	2,688 (4% of all cases)

Cases in facility staff/residents

Seminole	
Long-term care	63 (12% of all cases)
Correctional	6 (1% of all cases)

Statewide

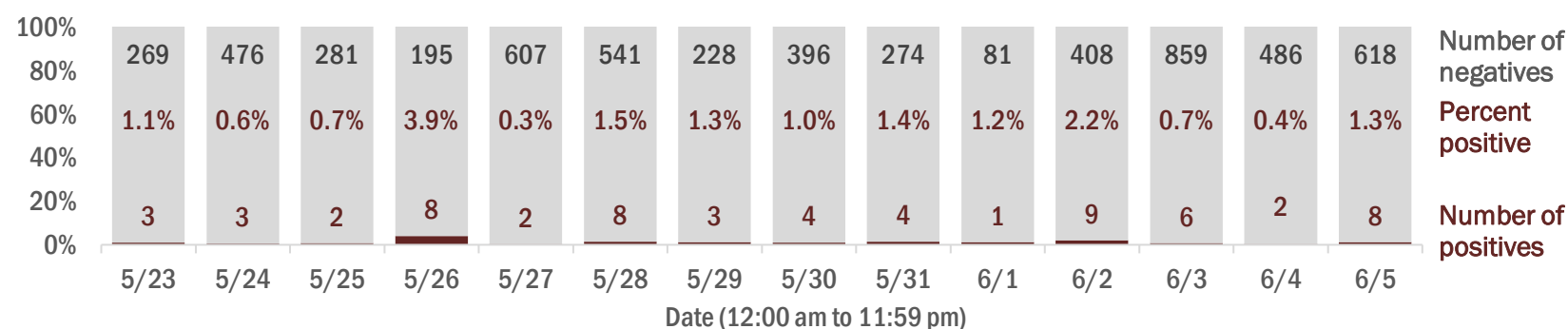
Long-term care	9,949 (16% of all cases)
Correctional	2,825 (5% of all cases)

Hospitalization counts include anyone who was hospitalized at some point during their illness. It does not reflect the number of people currently hospitalized.
Other race includes any person with a race of American Indian/Alaskan native, Asian, native Hawaiian/Pacific Islander, or other.

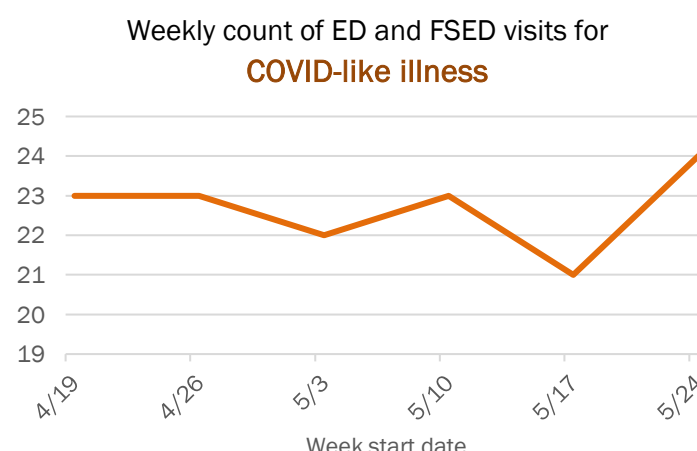
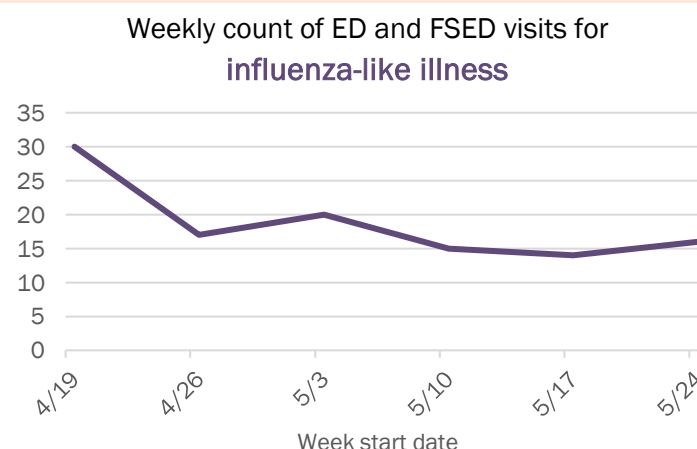
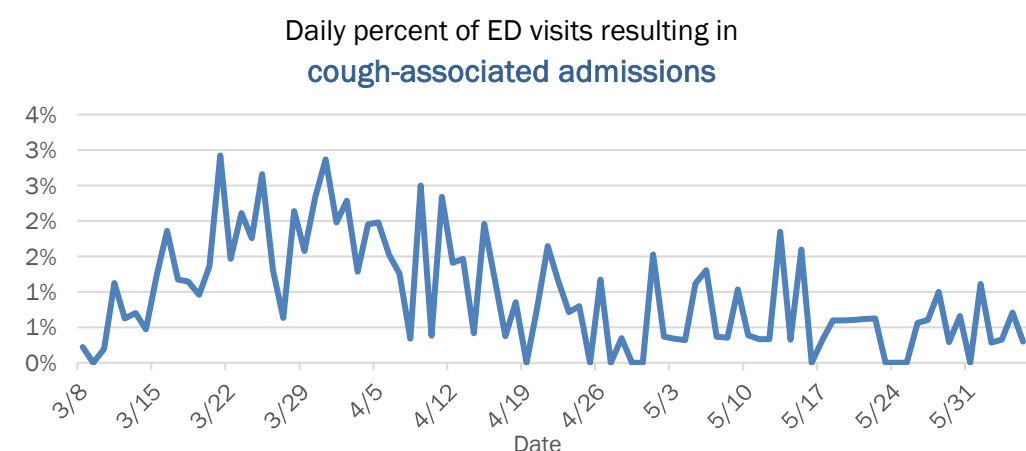
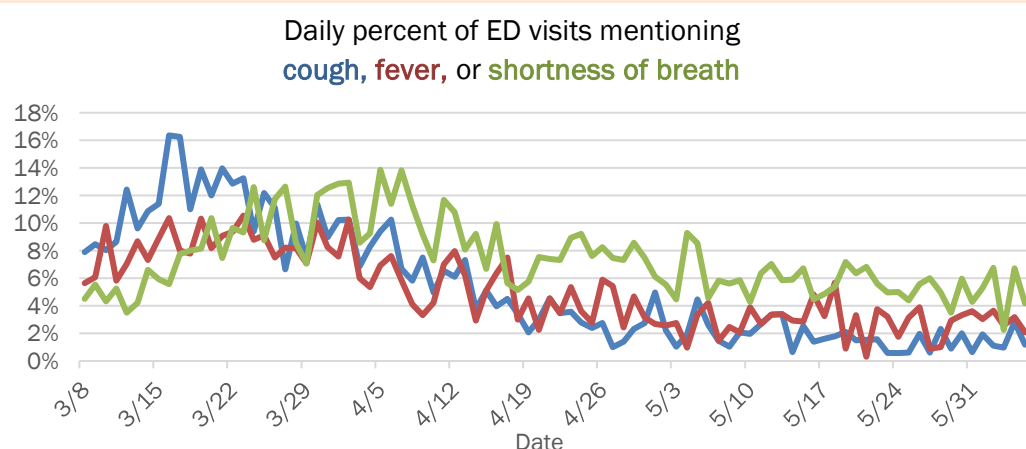
Laboratory testing for Florida residents and non-Florida residents over the past 2 weeks

Number and percent of positive labs

These counts include the number of people for whom the department received laboratory results by day. This percent is the number of people who test positive for the first time divided by all the people tested that day, excluding people who have previously tested positive.



Emergency department (ED) and freestanding ED (FSED) chief complaint and admission data for Seminole County



The Electronic Surveillance System for the Early Notification of Community-Based Epidemics (ESSENCE-FL) includes chief complaint data from 211 of 212 Florida EDs and 74 of 79 Florida FSEDs. Data are transmitted electronically to ESSENCE-FL daily or hourly.

Coronavirus: summary for St. Johns County

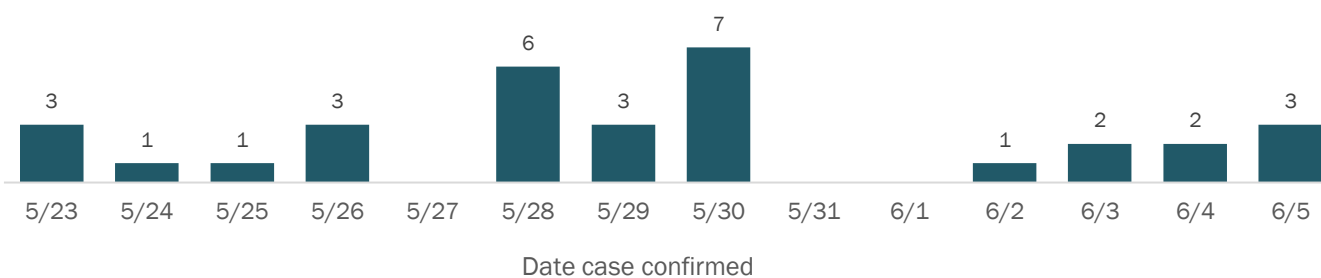
Data for Jun 6, 2020 (verified at 10 AM)

Data in this report are provisional and subject to change.

Confirmed cases

Total cases	272
Florida residents	262
Non-Florida residents	10
Gender for Florida residents	
Men	129
Women	133
Unknown	0
Age for Florida residents	
Range	2 - 97
Median age	52

Cases confirmed in Florida residents per day



Race, ethnicity	Cases	Hospitalizations	Deaths
White	211 (81%)	35 (83%)	6 (100%)
Hispanic	13 (5%)	3 (7%)	0 (0%)
Non-Hispanic	190 (73%)	31 (74%)	6 (100%)
Unknown ethnicity	8 (3%)	1 (2%)	0 (0%)
Black	17 (6%)	1 (2%)	0 (0%)
Hispanic	0 (0%)	0 (0%)	0 (0%)
Non-Hispanic	16 (6%)	1 (2%)	0 (0%)
Unknown ethnicity	1 (0%)	0 (0%)	0 (0%)
Other	17 (6%)	5 (12%)	0 (0%)
Hispanic	1 (0%)	0 (0%)	0 (0%)
Non-Hispanic	13 (5%)	4 (10%)	0 (0%)
Unknown ethnicity	3 (1%)	1 (2%)	0 (0%)
Unknown race	17 (6%)	1 (2%)	0 (0%)
Hispanic	2 (1%)	0 (0%)	0 (0%)
Non-Hispanic	0 (0%)	0 (0%)	0 (0%)
Unknown ethnicity	15 (6%)	1 (2%)	0 (0%)
Total	262	42	6

Outcomes for Florida residents

St. Johns	
Hospitalizations	42 (16% of all cases)
Deaths	6 (2% of all cases)

Statewide

Hospitalizations	10,891 (18% of all cases)
Deaths	2,688 (4% of all cases)

Cases in facility staff/residents

St. Johns	
Long-term care	15 (6% of all cases)
Correctional	2 (1% of all cases)

Statewide

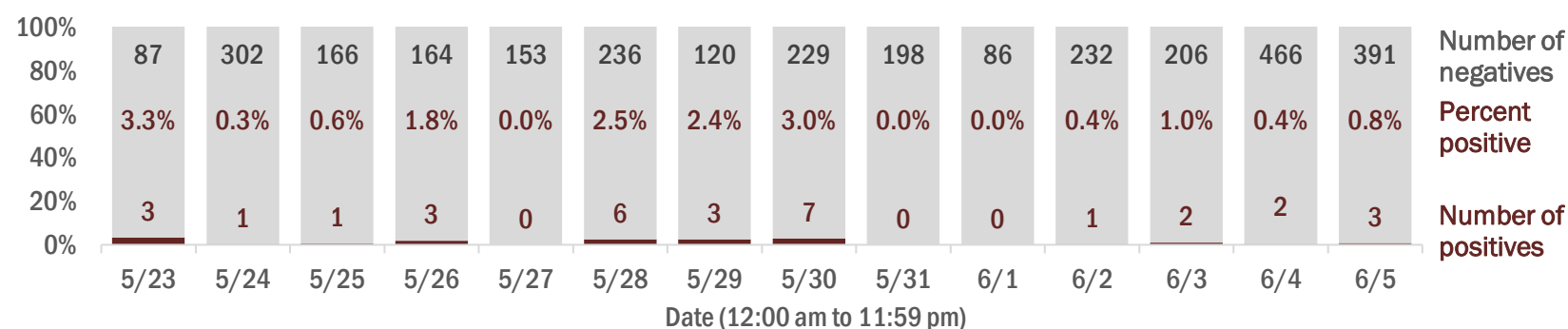
Long-term care	9,949 (16% of all cases)
Correctional	2,825 (5% of all cases)

Hospitalization counts include anyone who was hospitalized at some point during their illness. It does not reflect the number of people currently hospitalized.
Other race includes any person with a race of American Indian/Alaskan native, Asian, native Hawaiian/Pacific Islander, or other.

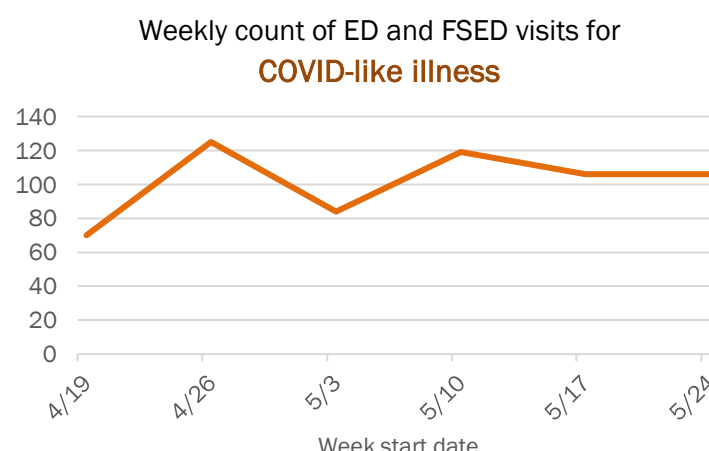
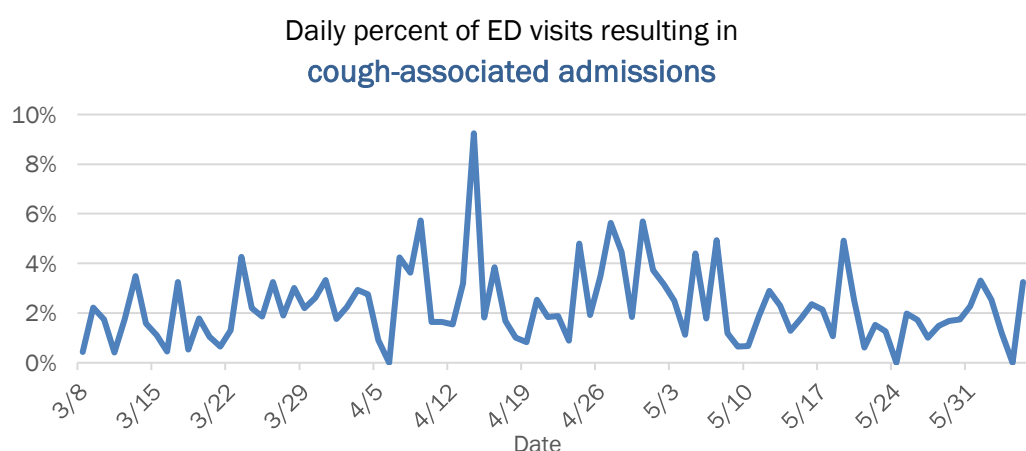
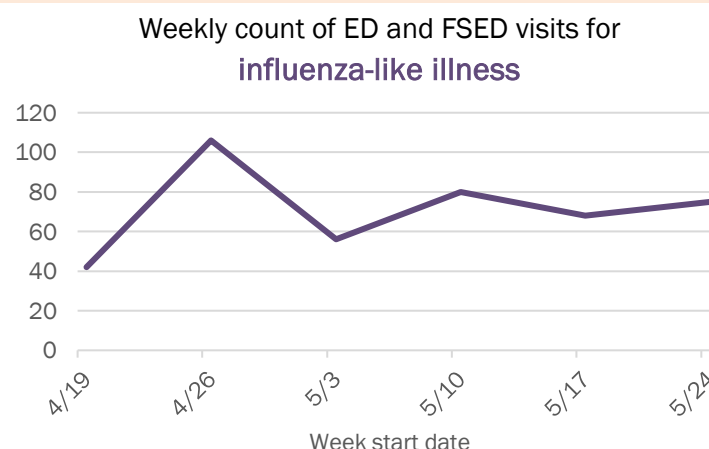
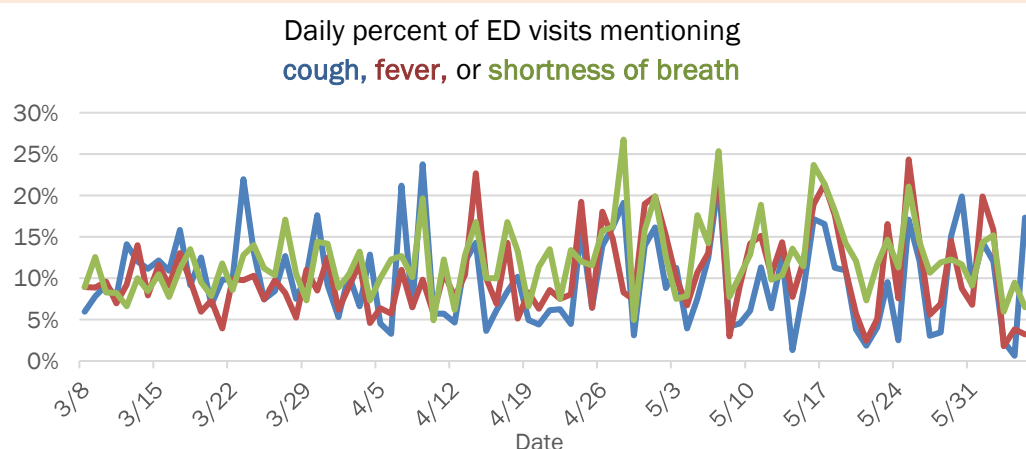
Laboratory testing for Florida residents and non-Florida residents over the past 2 weeks

Number and percent of positive labs

These counts include the number of people for whom the department received laboratory results by day. This percent is the number of people who test positive for the first time divided by all the people tested that day, excluding people who have previously tested positive.



Emergency department (ED) and freestanding ED (FSED) chief complaint and admission data for St. Johns County



The Electronic Surveillance System for the Early Notification of Community-Based Epidemics (ESSENCE-FL) includes chief complaint data from 211 of 212 Florida EDs and 74 of 79 Florida FSEDs. Data are transmitted electronically to ESSENCE-FL daily or hourly.

Coronavirus: summary for St. Lucie County

Data for Jun 6, 2020 (verified at 10 AM)

Data in this report are provisional and subject to change.

Confirmed cases		Cases confirmed in Florida residents per day														
Total cases	607															
Florida residents	596															
Non-Florida residents	11															
Gender for Florida residents																
Men	271															
Women	322															
Unknown	3															
Age for Florida residents																
Range	0 - 97															
Median age	49															
Race, ethnicity	Cases	Hospitalizations	Deaths	Outcomes for Florida residents												
White	266	45%	67	59%	21	68%	St. Lucie							Hospitalizations 113 (19% of all cases)		
Hispanic	60	10%	6	5%	1	3%								Deaths 31 (5% of all cases)		
Non-Hispanic	191	32%	58	51%	20	65%	Statewide							Hospitalizations 10,891 (18% of all cases)		
Unknown ethnicity	15	3%	3	3%	0	0%								Deaths 2,688 (4% of all cases)		
Black	140	23%	27	24%	7	23%	Cases in facility staff/residents									
Hispanic	1	0%	1	1%	0	0%	St. Lucie							Long-term care 65 (11% of all cases)		
Non-Hispanic	129	22%	25	22%	7	23%								Correctional 35 (6% of all cases)		
Unknown ethnicity	10	2%	1	1%	0	0%	Statewide							Long-term care 9,949 (16% of all cases)		
Other	63	11%	13	12%	1	3%								Correctional 2,825 (5% of all cases)		
Hispanic	36	6%	7	6%	0	0%										
Non-Hispanic	22	4%	4	4%	1	3%										
Unknown ethnicity	5	1%	2	2%	0	0%										
Unknown race	127	21%	6	5%	2	6%										
Hispanic	5	1%	0	0%	0	0%										
Non-Hispanic	2	0%	0	0%	0	0%										
Unknown ethnicity	120	20%	6	5%	2	6%										
Total	596		113		31											

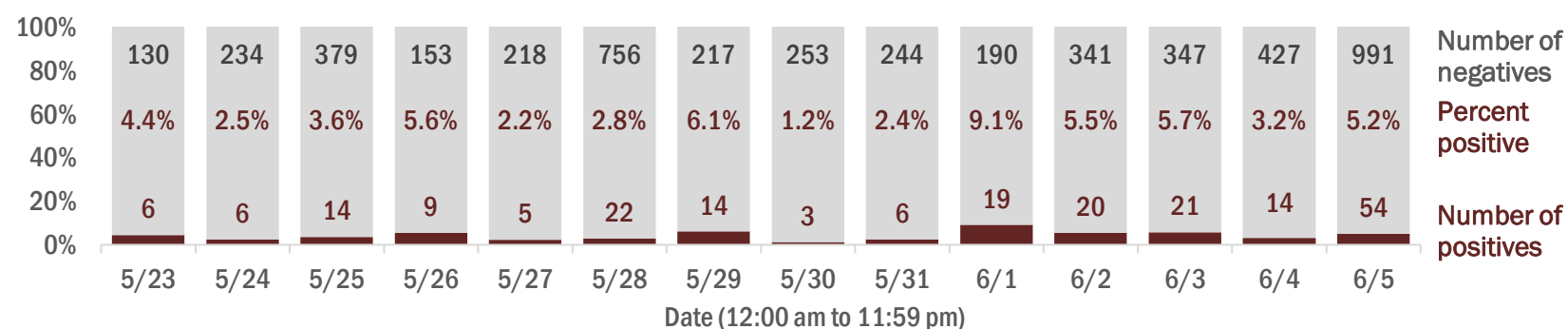
Hospitalization counts include anyone who was hospitalized at some point during their illness. It does not reflect the number of people currently hospitalized.

Other race includes any person with a race of American Indian/Alaskan native, Asian, native Hawaiian/Pacific Islander, or other.

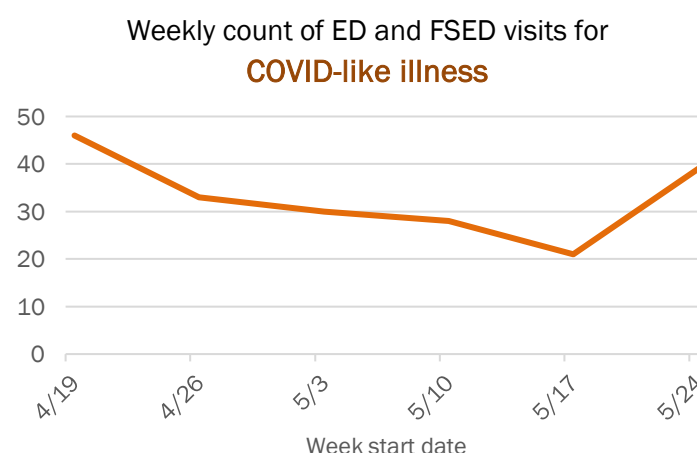
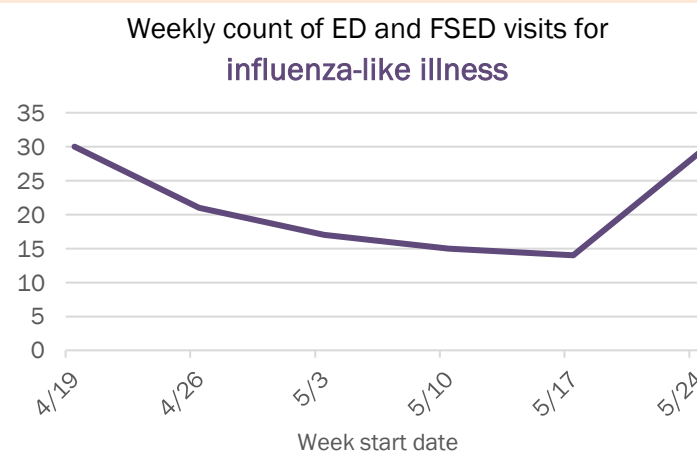
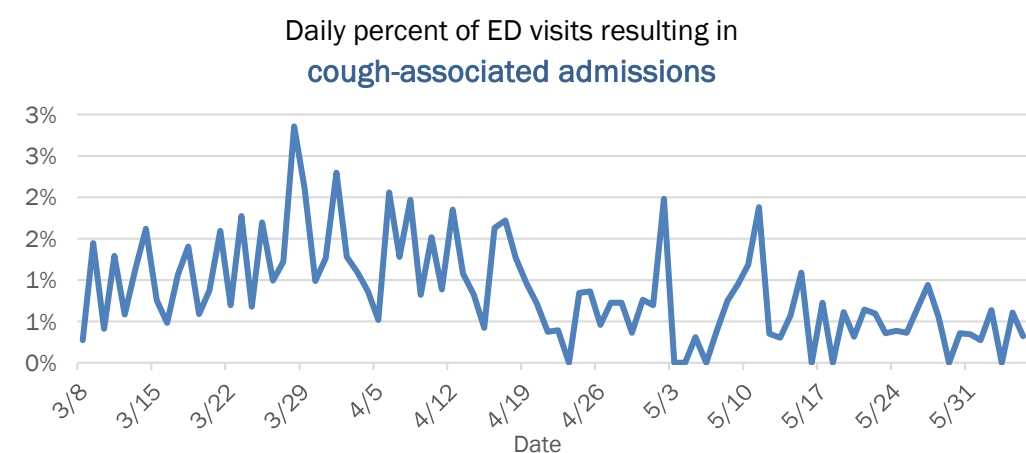
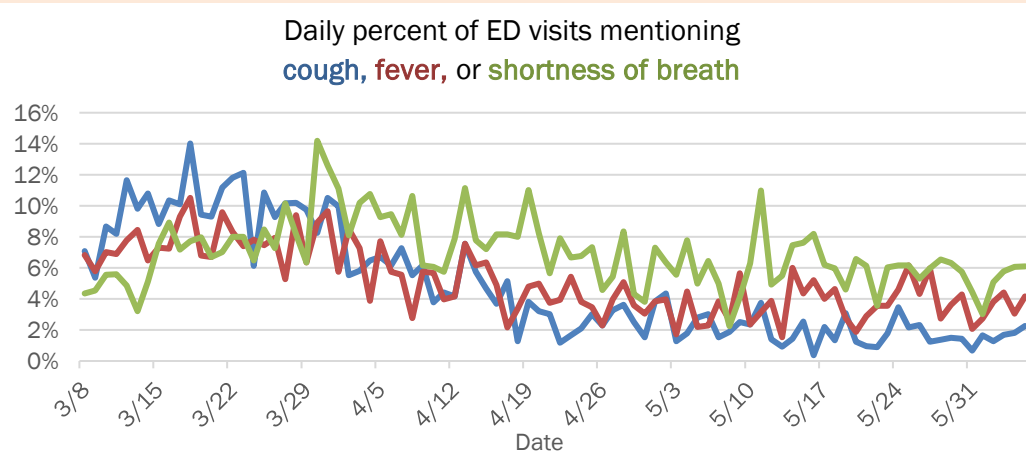
Laboratory testing for Florida residents and non-Florida residents over the past 2 weeks

Number and percent of positive labs

These counts include the number of people for whom the department received laboratory results by day. This percent is the number of people who test positive for the first time divided by all the people tested that day, excluding people who have previously tested positive.



Emergency department (ED) and freestanding ED (FSED) chief complaint and admission data for St. Lucie County



The Electronic Surveillance System for the Early Notification of Community-Based Epidemics (ESSENCE-FL) includes chief complaint data from 211 of 212 Florida EDs and 74 of 79 Florida FSEDs. Data are transmitted electronically to ESSENCE-FL daily or hourly.

Coronavirus: summary for Sumter County

Data for Jun 6, 2020 (verified at 10 AM)

Data in this report are provisional and subject to change.

Confirmed cases		Cases confirmed in Florida residents per day	
Total cases	261		
Florida residents	260		
Non-Florida residents	1		
Gender for Florida residents			
Men	184		
Women	76		
Unknown	0		
Age for Florida residents			
Range	17 - 92		
Median age	65		
		Date case confirmed	
		5/23	5/24
		5/25	5/26
		5/27	5/28
		5/29	5/30
		5/31	6/1
		6/2	6/3
		6/4	6/5

Race, ethnicity	Cases	Hospitalizations	Deaths
White	217 (83%)	39 (87%)	15 (88%)
Hispanic	12 (5%)	3 (7%)	0 (0%)
Non-Hispanic	202 (78%)	36 (80%)	15 (88%)
Unknown ethnicity	3 (1%)	0 (0%)	0 (0%)
Black	34 (13%)	5 (11%)	1 (6%)
Hispanic	0 (0%)	0 (0%)	0 (0%)
Non-Hispanic	34 (13%)	5 (11%)	1 (6%)
Unknown ethnicity	0 (0%)	0 (0%)	0 (0%)
Other	6 (2%)	1 (2%)	1 (6%)
Hispanic	3 (1%)	0 (0%)	0 (0%)
Non-Hispanic	3 (1%)	1 (2%)	1 (6%)
Unknown ethnicity	0 (0%)	0 (0%)	0 (0%)
Unknown race	3 (1%)	0 (0%)	0 (0%)
Hispanic	0 (0%)	0 (0%)	0 (0%)
Non-Hispanic	0 (0%)	0 (0%)	0 (0%)
Unknown ethnicity	3 (1%)	0 (0%)	0 (0%)
Total	260	45	17

Outcomes for Florida residents	
Sumter	
Hospitalizations	45 (17% of all cases)
Deaths	17 (7% of all cases)
Statewide	
Hospitalizations	10,891 (18% of all cases)
Deaths	2,688 (4% of all cases)

Cases in facility staff/residents	
Sumter	
Long-term care	10 (4% of all cases)
Correctional	114 (44% of all cases)
Statewide	
Long-term care	9,949 (16% of all cases)
Correctional	2,825 (5% of all cases)

Hospitalization counts include anyone who was hospitalized at some point during their illness. It does not reflect the number of people currently hospitalized.
Other race includes any person with a race of American Indian/Alaskan native, Asian, native Hawaiian/Pacific Islander, or other.

Laboratory testing for Florida residents and non-Florida residents over the past 2 weeks

Number and percent of positive labs

These counts include the number of people for whom the department received laboratory results by day. This percent is the number of people who test positive for the first time divided by all the people tested that day, excluding people who have previously tested positive.

Date (12:00 am to 11:59 pm)	Number of negatives	Percent positive	Number of positives
5/23	23	0.0%	0
5/24	89	0.0%	0
5/25	42	0.0%	0
5/26	43	0.0%	0
5/27	79	0.0%	0
5/28	110	0.0%	0
5/29	42	0.0%	0
5/30	118	0.0%	0
5/31	33	0.0%	0
6/1	84	2.3%	2
6/2	97	3.0%	3
6/3	73	2.7%	2
6/4	92	0.0%	0
6/5	176	0.6%	1

Emergency department (ED) and freestanding ED (FSED) chief complaint and admission data for Sumter County

Daily percent of ED visits mentioning cough, fever, or shortness of breath

Weekly count of ED and FSED visits for influenza-like illness

Daily percent of ED visits resulting in cough-associated admissions

Weekly count of ED and FSED visits for COVID-like illness

The Electronic Surveillance System for the Early Notification of Community-Based Epidemics (ESSENCE-FL) includes chief complaint data from 211 of 212 Florida EDs and 74 of 79 Florida FSEDs. Data are transmitted electronically to ESSENCE-FL daily or hourly.

Coronavirus: summary for Suwannee County

Data for Jun 6, 2020 (verified at 10 AM)

Data in this report are provisional and subject to change.

Confirmed cases		Cases confirmed in Florida residents per day	
Total cases	174		
Florida residents	169		
Non-Florida residents	5		
Gender for Florida residents			
Men	52		
Women	117		
Unknown	0		
Age for Florida residents			
Range	5 - 102		
Median age	57		

Race, ethnicity	Cases	Hospitalizations	Deaths
White	113 (67%)	26 (65%)	15 (83%)
Hispanic	12 (7%)	3 (8%)	1 (6%)
Non-Hispanic	100 (59%)	23 (58%)	14 (78%)
Unknown ethnicity	1 (1%)	0 (0%)	0 (0%)
Black	43 (25%)	11 (28%)	3 (17%)
Hispanic	0 (0%)	0 (0%)	0 (0%)
Non-Hispanic	42 (25%)	10 (25%)	3 (17%)
Unknown ethnicity	1 (1%)	1 (3%)	0 (0%)
Other	7 (4%)	2 (5%)	0 (0%)
Hispanic	7 (4%)	2 (5%)	0 (0%)
Non-Hispanic	0 (0%)	0 (0%)	0 (0%)
Unknown ethnicity	0 (0%)	0 (0%)	0 (0%)
Unknown race	6 (4%)	1 (3%)	0 (0%)
Hispanic	0 (0%)	0 (0%)	0 (0%)
Non-Hispanic	0 (0%)	0 (0%)	0 (0%)
Unknown ethnicity	6 (4%)	1 (3%)	0 (0%)
Total	169	40	18

Outcomes for Florida residents	
Suwannee	
Hospitalizations	40 (24% of all cases)
Deaths	18 (11% of all cases)
Statewide	
Hospitalizations	10,891 (18% of all cases)
Deaths	2,688 (4% of all cases)

Cases in facility staff/residents	
Suwannee	
Long-term care	119 (70% of all cases)
Correctional	1 (1% of all cases)
Statewide	
Long-term care	9,949 (16% of all cases)
Correctional	2,825 (5% of all cases)

Hospitalization counts include anyone who was hospitalized at some point during their illness. It does not reflect the number of people currently hospitalized.
Other race includes any person with a race of American Indian/Alaskan native, Asian, native Hawaiian/Pacific Islander, or other.

Laboratory testing for Florida residents and non-Florida residents over the past 2 weeks

Number and percent of positive labs

These counts include the number of people for whom the department received laboratory results by day. This percent is the number of people who test positive for the first time divided by all the people tested that day, excluding people who have previously tested positive.

Date (12:00 am to 11:59 pm)	Number of positives	Percent positive	Number of negatives
5/23	1	3.7%	26
5/24	0	0.0%	55
5/25	0	0.0%	45
5/26	1	2.4%	41
5/27	0	0.0%	39
5/28	0	0.0%	98
5/29	0	0.0%	12
5/30	1	2.2%	45
5/31	1	2.5%	39
6/1	0	0.0%	19
6/2	2	5.9%	32
6/3	1	3.1%	31
6/4	2	4.4%	43
6/5	1	2.1%	46

Emergency department (ED) and freestanding ED (FSED) chief complaint and admission data for Suwannee County

Daily percent of ED visits mentioning cough, fever, or shortness of breath

Weekly count of ED and FSED visits for influenza-like illness

Daily percent of ED visits resulting in cough-associated admissions

Weekly count of ED and FSED visits for COVID-like illness

The Electronic Surveillance System for the Early Notification of Community-Based Epidemics (ESSENCE-FL) includes chief complaint data from 211 of 212 Florida EDs and 74 of 79 Florida FSEDs. Data are transmitted electronically to ESSENCE-FL daily or hourly.

Coronavirus: summary for Taylor County

Data for Jun 6, 2020 (verified at 10 AM)

Data in this report are provisional and subject to change.

Confirmed cases		Cases confirmed in Florida residents per day													
Total cases	45														
Florida residents	44														
Non-Florida residents	1														
Gender for Florida residents															
Men	28														
Women	16														
Unknown	0														
Age for Florida residents															
Range	6 - 78														
Median age	29														
		5/23	5/24	5/25	5/26	5/27	5/28	5/29	5/30	5/31	6/1	6/2	6/3	6/4	6/5
		Date case confirmed													

Race, ethnicity	Cases	Hospitalizations	Deaths
White	28 (64%)	3 (100%)	0 (N/A)
Hispanic	2 (5%)	0 (0%)	0 (N/A)
Non-Hispanic	26 (59%)	3 (100%)	0 (N/A)
Unknown ethnicity	0 (0%)	0 (0%)	0 (N/A)
Black	1 (2%)	0 (0%)	0 (N/A)
Hispanic	0 (0%)	0 (0%)	0 (N/A)
Non-Hispanic	1 (2%)	0 (0%)	0 (N/A)
Unknown ethnicity	0 (0%)	0 (0%)	0 (N/A)
Other	0 (0%)	0 (0%)	0 (N/A)
Hispanic	0 (0%)	0 (0%)	0 (N/A)
Non-Hispanic	0 (0%)	0 (0%)	0 (N/A)
Unknown ethnicity	0 (0%)	0 (0%)	0 (N/A)
Unknown race	15 (34%)	0 (0%)	0 (N/A)
Hispanic	0 (0%)	0 (0%)	0 (N/A)
Non-Hispanic	0 (0%)	0 (0%)	0 (N/A)
Unknown ethnicity	15 (34%)	0 (0%)	0 (N/A)
Total	44	3	0

Outcomes for Florida residents		
Taylor		
Hospitalizations	3	(7% of all cases)
Deaths	0	(0% of all cases)
Statewide		
Hospitalizations	10,891	(18% of all cases)
Deaths	2,688	(4% of all cases)

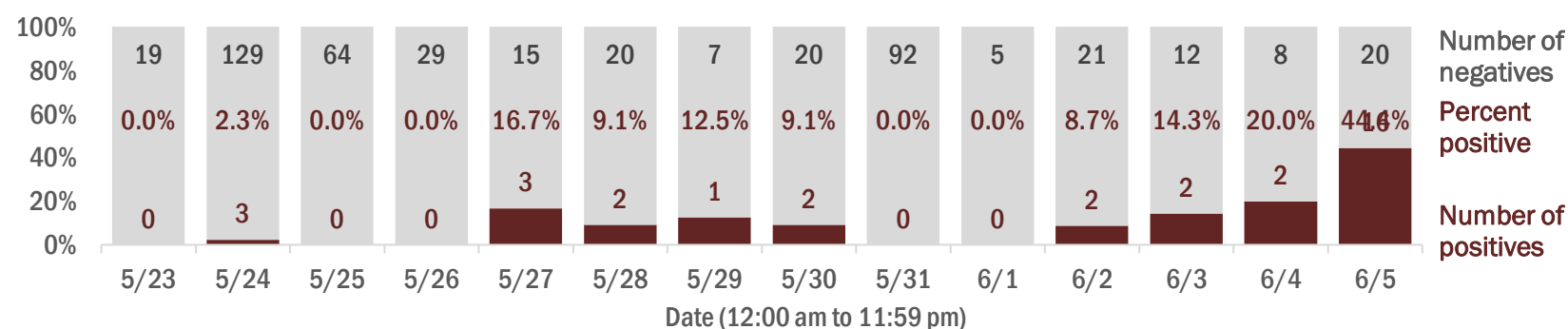
Cases in facility staff/residents		
Taylor		
Long-term care	1	(2% of all cases)
Correctional	0	(0% of all cases)
Statewide		
Long-term care	9,949	(16% of all cases)
Correctional	2,825	(5% of all cases)

Hospitalization counts include anyone who was hospitalized at some point during their illness. It does not reflect the number of people currently hospitalized.
Other race includes any person with a race of American Indian/Alaskan native, Asian, native Hawaiian/Pacific Islander, or other.

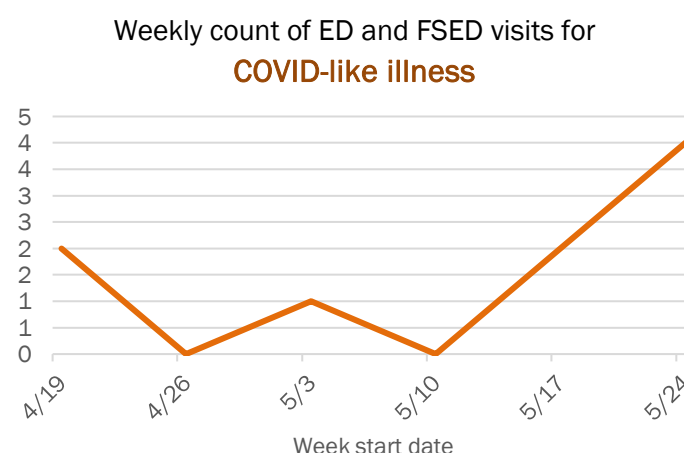
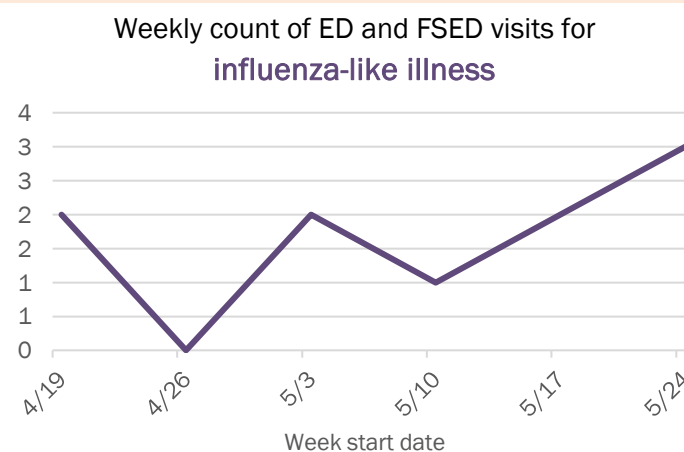
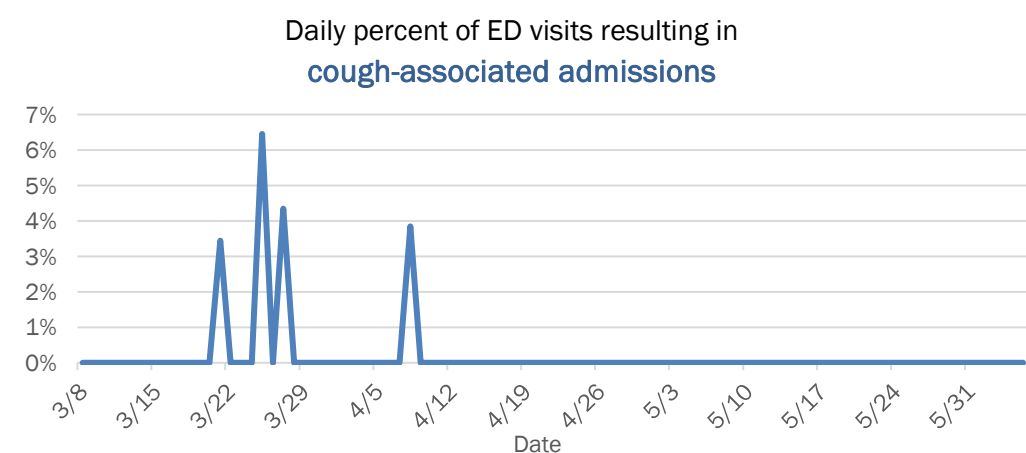
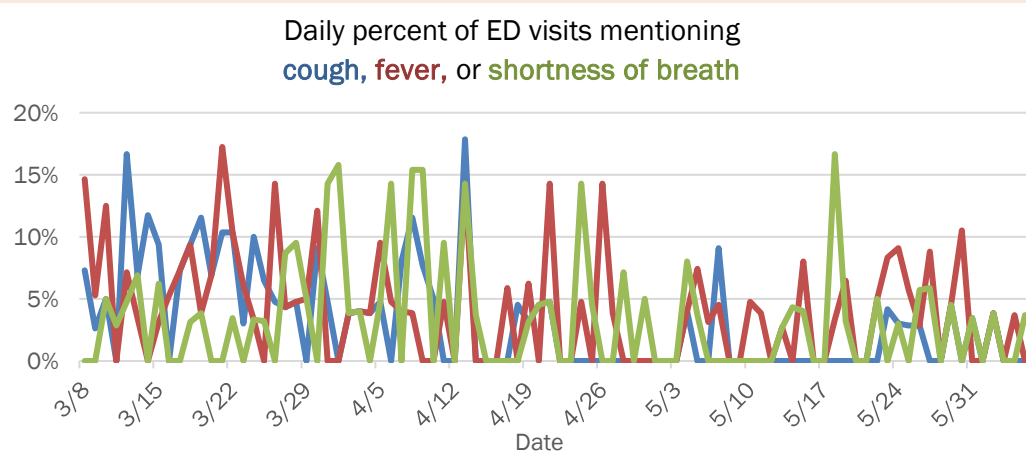
Laboratory testing for Florida residents and non-Florida residents over the past 2 weeks

Number and percent of positive labs

These counts include the number of people for whom the department received laboratory results by day. This percent is the number of people who test positive for the first time divided by all the people tested that day, excluding people who have previously tested positive.



Emergency department (ED) and freestanding ED (FSED) chief complaint and admission data for Taylor County



The Electronic Surveillance System for the Early Notification of Community-Based Epidemics (ESSENCE-FL) includes chief complaint data from 211 of 212 Florida EDs and 74 of 79 Florida FSEDs. Data are transmitted electronically to ESSENCE-FL daily or hourly.

Coronavirus: summary for Union County

Data for Jun 6, 2020 (verified at 10 AM)

Data in this report are provisional and subject to change.

Confirmed cases		Cases confirmed in Florida residents per day						
Total cases	36							
Florida residents	36							
Non-Florida residents	0							
Gender for Florida residents								
Men	30							
Women	6							
Unknown	0							
Age for Florida residents								
Range	25 - 80							
Median age	62							
Race, ethnicity		Cases	Hospitalizations		Deaths			
White	22	61%	4	67%	0	0%		
Hispanic	0	0%	0	0%	0	0%		
Non-Hispanic	22	61%	4	67%	0	0%		
Unknown ethnicity	0	0%	0	0%	0	0%		
Black	11	31%	2	33%	1	100%		
Hispanic	1	3%	1	17%	0	0%		
Non-Hispanic	10	28%	1	17%	1	100%		
Unknown ethnicity	0	0%	0	0%	0	0%		
Other	2	6%	0	0%	0	0%		
Hispanic	0	0%	0	0%	0	0%		
Non-Hispanic	2	6%	0	0%	0	0%		
Unknown ethnicity	0	0%	0	0%	0	0%		
Unknown race	1	3%	0	0%	0	0%		
Hispanic	0	0%	0	0%	0	0%		
Non-Hispanic	0	0%	0	0%	0	0%		
Unknown ethnicity	1	3%	0	0%	0	0%		
Total	36		6		1			

Outcomes for Florida residents		
Union		
Hospitalizations	6	(17% of all cases)
Deaths	1	(3% of all cases)
Statewide		
Hospitalizations	10,891	(18% of all cases)
Deaths	2,688	(4% of all cases)

Cases in facility staff/residents		
Union		
Long-term care	0	(0% of all cases)
Correctional	26	(72% of all cases)
Statewide		
Long-term care	9,949	(16% of all cases)
Correctional	2,825	(5% of all cases)

Hospitalization counts include anyone who was hospitalized at some point during their illness. It does not reflect the number of people currently hospitalized.
Other race includes any person with a race of American Indian/Alaskan native, Asian, native Hawaiian/Pacific Islander, or other.

Laboratory testing for Florida residents and non-Florida residents over the past 2 weeks

Number and percent of positive labs

These counts include the number of people for whom the department received laboratory results by day. This percent is the number of people who test positive for the first time divided by all the people tested that day, excluding people who have previously tested positive.

Date	Number of positives	Percent positive	Number of negatives
5/23	2	9.5%	19
5/24	0	0.0%	29
5/25	1	10.0%	9
5/26	0	0.0%	16
5/27	0	0.0%	16
5/28	0	0.0%	32
5/29	0	0.0%	15
5/30	0	0.0%	31
5/31	1	4.5%	21
6/1	1	14.3%	6
6/2	0	0.0%	12
6/3	1	3.8%	25
6/4	0	0.0%	17
6/5	2	8.0%	23

Emergency department (ED) and freestanding ED (FSED) chief complaint and admission data for Union County

Daily percent of ED visits mentioning cough, fever, or shortness of breath

Weekly count of ED and FSED visits for influenza-like illness

Daily percent of ED visits resulting in cough-associated admissions

Weekly count of ED and FSED visits for COVID-like illness

The Electronic Surveillance System for the Early Notification of Community-Based Epidemics (ESSENCE-FL) includes chief complaint data from 211 of 212 Florida EDs and 74 of 79 Florida FSEDs. Data are transmitted electronically to ESSENCE-FL daily or hourly.

Coronavirus: summary for Volusia County

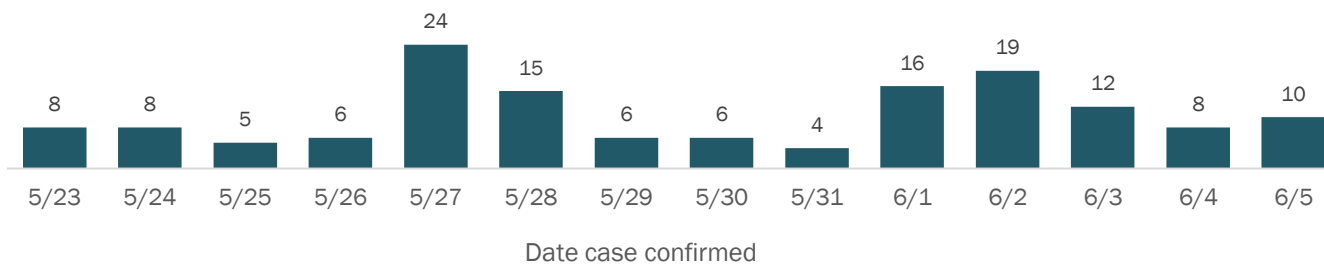
Data for Jun 6, 2020 (verified at 10 AM)

Data in this report are provisional and subject to change.

Confirmed cases

Total cases	804
Florida residents	790
Non-Florida residents	14
Gender for Florida residents	
Men	408
Women	382
Unknown	0
Age for Florida residents	
Range	0 - 102
Median age	53

Cases confirmed in Florida residents per day



Race, ethnicity	Cases	Hospitalizations	Deaths
White	443 (56%)	99 (65%)	36 (82%)
Hispanic	68 (9%)	9 (6%)	1 (2%)
Non-Hispanic	360 (46%)	88 (58%)	35 (80%)
Unknown ethnicity	15 (2%)	2 (1%)	0 (0%)
Black	183 (23%)	26 (17%)	4 (9%)
Hispanic	6 (1%)	1 (1%)	0 (0%)
Non-Hispanic	172 (22%)	25 (16%)	4 (9%)
Unknown ethnicity	5 (1%)	0 (0%)	0 (0%)
Other	135 (17%)	26 (17%)	4 (9%)
Hispanic	39 (5%)	5 (3%)	0 (0%)
Non-Hispanic	87 (11%)	19 (13%)	4 (9%)
Unknown ethnicity	9 (1%)	2 (1%)	0 (0%)
Unknown race	29 (4%)	1 (1%)	0 (0%)
Hispanic	0 (0%)	0 (0%)	0 (0%)
Non-Hispanic	2 (0%)	0 (0%)	0 (0%)
Unknown ethnicity	27 (3%)	1 (1%)	0 (0%)
Total	790	152	44

Outcomes for Florida residents

Volusia		
Hospitalizations	152	(19% of all cases)
Deaths	44	(6% of all cases)

Statewide

Hospitalizations	10,891	(18% of all cases)
Deaths	2,688	(4% of all cases)

Cases in facility staff/residents

Volusia		
Long-term care	125	(16% of all cases)
Correctional	161	(20% of all cases)

Statewide

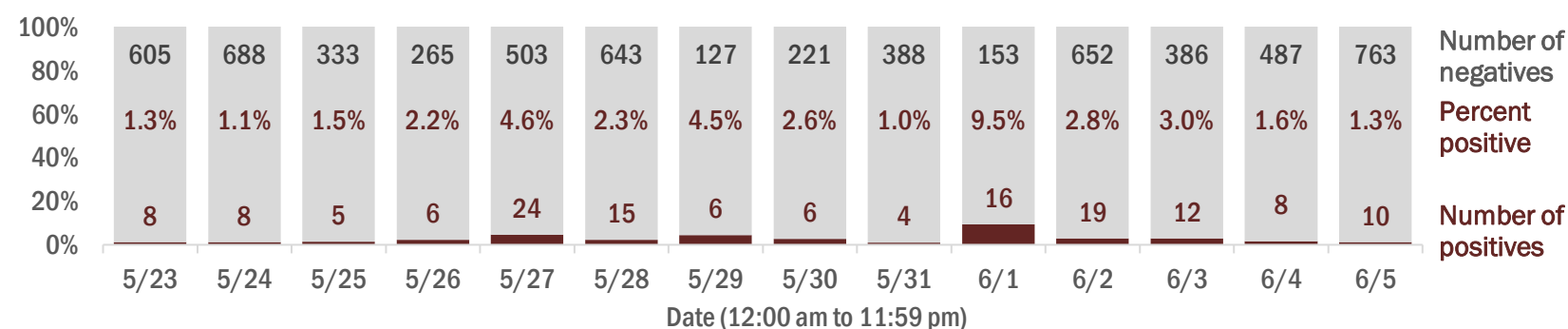
Long-term care	9,949	(16% of all cases)
Correctional	2,825	(5% of all cases)

Hospitalization counts include anyone who was hospitalized at some point during their illness. It does not reflect the number of people currently hospitalized.
Other race includes any person with a race of American Indian/Alaskan native, Asian, native Hawaiian/Pacific Islander, or other.

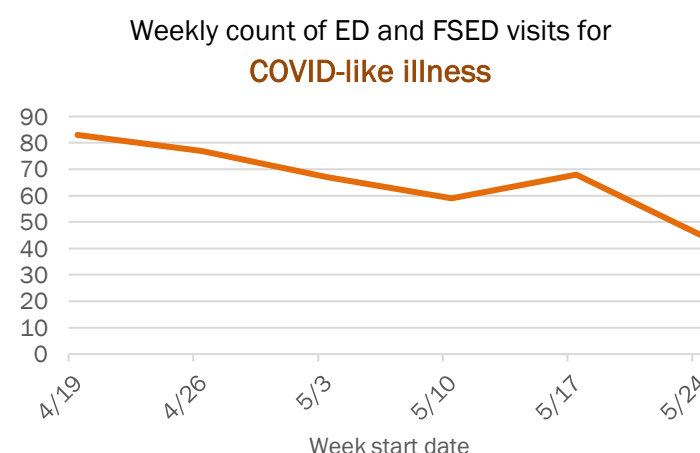
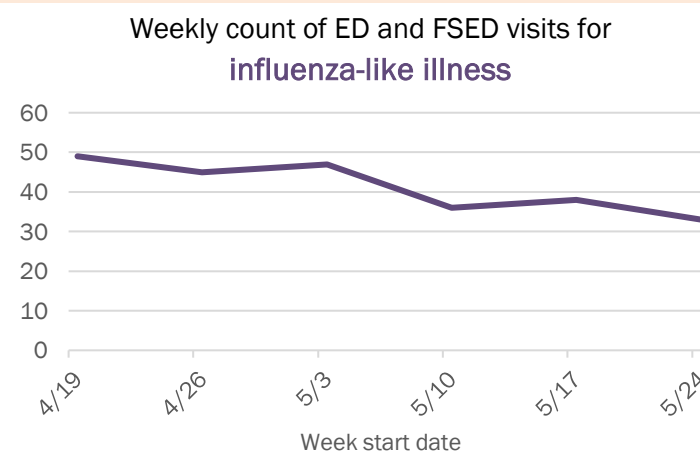
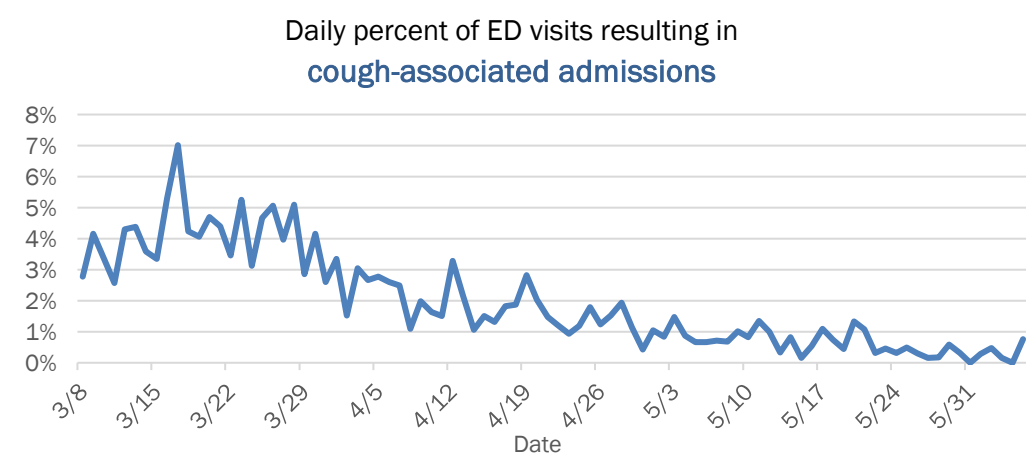
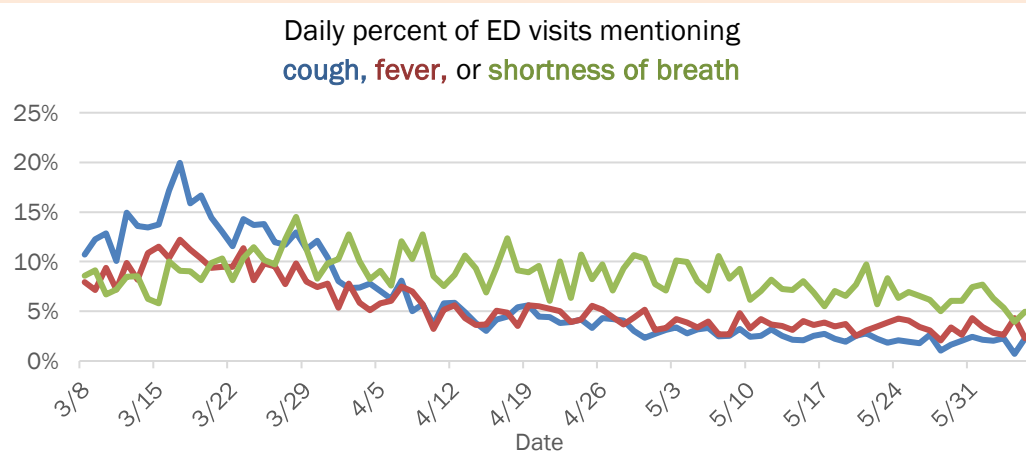
Laboratory testing for Florida residents and non-Florida residents over the past 2 weeks

Number and percent of positive labs

These counts include the number of people for whom the department received laboratory results by day. This percent is the number of people who test positive for the first time divided by all the people tested that day, excluding people who have previously tested positive.



Emergency department (ED) and freestanding ED (FSED) chief complaint and admission data for Volusia County



The Electronic Surveillance System for the Early Notification of Community-Based Epidemics (ESSENCE-FL) includes chief complaint data from 211 of 212 Florida EDs and 74 of 79 Florida FSEDs. Data are transmitted electronically to ESSENCE-FL daily or hourly.

Coronavirus: summary for Wakulla County

Data for Jun 6, 2020 (verified at 10 AM)

Data in this report are provisional and subject to change.

Confirmed cases			Cases confirmed in Florida residents per day										
Total cases	35												
Florida residents	33												
Non-Florida residents	2												
Gender for Florida residents													
Men	10												
Women	23												
Unknown	0												
Age for Florida residents													
Range	18 - 86												
Median age	46												
Race, ethnicity			Cases	Hospitalizations	Deaths	Outcomes for Florida residents							
White	17	52%	2	40%	1	Wakulla							
Hispanic	0	0%	0	0%	0	Hospitalizations 5 (15% of all cases)							
Non-Hispanic	17	52%	2	40%	1	Deaths 1 (3% of all cases)							
Unknown ethnicity	0	0%	0	0%	0	Statewide							
Black	13	39%	2	40%	0	Hospitalizations 10,891 (18% of all cases)							
Hispanic	0	0%	0	0%	0	Deaths 2,688 (4% of all cases)							
Non-Hispanic	13	39%	2	40%	0	Cases in facility staff/residents							
Unknown ethnicity	0	0%	0	0%	0	Wakulla							
Other	3	9%	1	20%	0	Long-term care 12 (36% of all cases)							
Hispanic	0	0%	0	0%	0	Correctional 4 (12% of all cases)							
Non-Hispanic	3	9%	1	20%	0	Statewide							
Unknown ethnicity	0	0%	0	0%	0	Long-term care 9,949 (16% of all cases)							
Unknown race	0	0%	0	0%	0	Correctional 2,825 (5% of all cases)							
Hispanic	0	0%	0	0%	0								
Non-Hispanic	0	0%	0	0%	0								
Unknown ethnicity	0	0%	0	0%	0								
Total	33		5		1								

Hospitalization counts include anyone who was hospitalized at some point during their illness. It does not reflect the number of people currently hospitalized.
Other race includes any person with a race of American Indian/Alaskan native, Asian, native Hawaiian/Pacific Islander, or other.

Laboratory testing for Florida residents and non-Florida residents over the past 2 weeks

Number and percent of positive labs

These counts include the number of people for whom the department received laboratory results by day. This percent is the number of people who test positive for the first time divided by all the people tested that day, excluding people who have previously tested positive.

Date (12:00 am to 11:59 pm)	Number of negatives	Percent positive	Number of positives
5/23	18	0.0%	0
5/24	64	0.0%	0
5/25	18	0.0%	0
5/26	18	0.0%	0
5/27	26	0.0%	0
5/28	41	2.4%	1
5/29	7	12.5%	1
5/30	33	0.0%	0
5/31	40	2.4%	1
6/1	19	0.0%	0
6/2	30	0.0%	0
6/3	69	0.0%	0
6/4	19	0.0%	0
6/5	27	0.0%	0

Emergency department (ED) and freestanding ED (FSED) chief complaint and admission data for Wakulla County

Daily percent of ED visits mentioning cough, fever, or shortness of breath

Weekly count of ED and FSED visits for influenza-like illness

Daily percent of ED visits resulting in cough-associated admissions

Weekly count of ED and FSED visits for COVID-like illness

The Electronic Surveillance System for the Early Notification of Community-Based Epidemics (ESSENCE-FL) includes chief complaint data from 211 of 212 Florida EDs and 74 of 79 Florida FSEDs. Data are transmitted electronically to ESSENCE-FL daily or hourly.

Coronavirus: summary for Walton County

Data for Jun 6, 2020 (verified at 10 AM)

Data in this report are provisional and subject to change.

Confirmed cases		Cases confirmed in Florida residents per day			
Total cases	130				
Florida residents	114				
Non-Florida residents	16				
Gender for Florida residents					
Men	48				
Women	66				
Unknown	0				
Age for Florida residents					
Range	1 - 101				
Median age	54				
Race, ethnicity		Cases	Hospitalizations	Deaths	
White	103	90%	15	88%	9
Hispanic	19	17%	1	6%	0
Non-Hispanic	83	73%	13	76%	9
Unknown ethnicity	1	1%	1	6%	0
Black	8	7%	2	12%	0
Hispanic	0	0%	0	0%	0
Non-Hispanic	7	6%	2	12%	0
Unknown ethnicity	1	1%	0	0%	0
Other	1	1%	0	0%	0
Hispanic	1	1%	0	0%	0
Non-Hispanic	0	0%	0	0%	0
Unknown ethnicity	0	0%	0	0%	0
Unknown race	2	2%	0	0%	0
Hispanic	0	0%	0	0%	0
Non-Hispanic	0	0%	0	0%	0
Unknown ethnicity	2	2%	0	0%	0
Total	114		17		9

Outcomes for Florida residents	
Walton	
Hospitalizations	17 (15% of all cases)
Deaths	9 (8% of all cases)
Statewide	
Hospitalizations	10,891 (18% of all cases)
Deaths	2,688 (4% of all cases)

Cases in facility staff/residents	
Walton	
Long-term care	53 (46% of all cases)
Correctional	1 (1% of all cases)
Statewide	
Long-term care	9,949 (16% of all cases)
Correctional	2,825 (5% of all cases)

Hospitalization counts include anyone who was hospitalized at some point during their illness. It does not reflect the number of people currently hospitalized.
Other race includes any person with a race of American Indian/Alaskan native, Asian, native Hawaiian/Pacific Islander, or other.

Laboratory testing for Florida residents and non-Florida residents over the past 2 weeks

Number and percent of positive labs

These counts include the number of people for whom the department received laboratory results by day. This percent is the number of people who test positive for the first time divided by all the people tested that day, excluding people who have previously tested positive.

Date	Number of positives	Percent positive	Number of negatives
5/23	3	13.0%	20
5/24	0	0.0%	37
5/25	2	6.9%	27
5/26	0	0.0%	16
5/27	0	0.0%	58
5/28	4	8.3%	44
5/29	1	2.7%	36
5/30	2	3.0%	64
5/31	1	1.7%	57
6/1	1	4.3%	22
6/2	0	0.0%	39
6/3	1	2.8%	35
6/4	2	5.6%	34
6/5	4	7.3%	51

Emergency department (ED) and freestanding ED (FSED) chief complaint and admission data for Walton County

Daily percent of ED visits mentioning cough, fever, or shortness of breath

Weekly count of ED and FSED visits for influenza-like illness

Daily percent of ED visits resulting in cough-associated admissions

Weekly count of ED and FSED visits for COVID-like illness

The Electronic Surveillance System for the Early Notification of Community-Based Epidemics (ESSENCE-FL) includes chief complaint data from 211 of 212 Florida EDs and 74 of 79 Florida FSEDs. Data are transmitted electronically to ESSENCE-FL daily or hourly.

Coronavirus: summary for Washington County

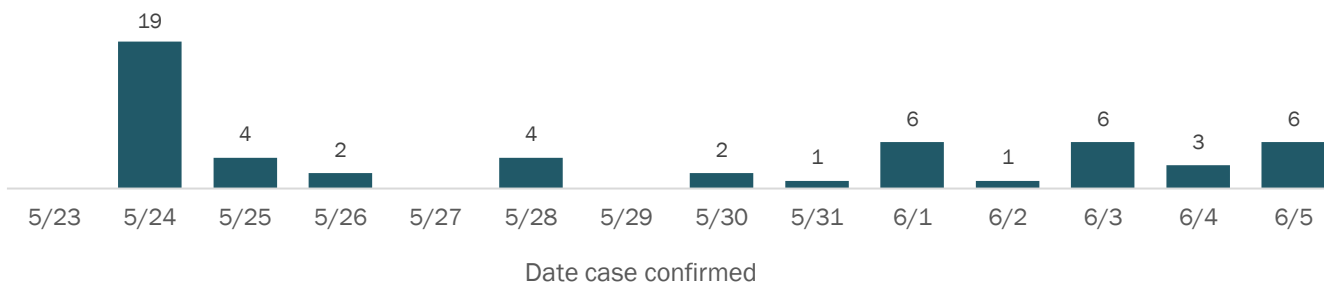
Data for Jun 6, 2020 (verified at 10 AM)

Data in this report are provisional and subject to change.

Confirmed cases

Total cases	83
Florida residents	81
Non-Florida residents	2
Gender for Florida residents	
Men	41
Women	40
Unknown	0
Age for Florida residents	
Range	9 - 99
Median age	60

Cases confirmed in Florida residents per day



Race, ethnicity	Cases	Hospitalizations	Deaths
White	38 47%	6 43%	2 33%
Hispanic	1 1%	0 0%	0 0%
Non-Hispanic	35 43%	5 36%	2 33%
Unknown ethnicity	2 2%	1 7%	0 0%
Black	12 15%	2 14%	2 33%
Hispanic	0 0%	0 0%	0 0%
Non-Hispanic	12 15%	2 14%	2 33%
Unknown ethnicity	0 0%	0 0%	0 0%
Other	0 0%	0 0%	0 0%
Hispanic	0 0%	0 0%	0 0%
Non-Hispanic	0 0%	0 0%	0 0%
Unknown ethnicity	0 0%	0 0%	0 0%
Unknown race	31 38%	6 43%	2 33%
Hispanic	0 0%	0 0%	0 0%
Non-Hispanic	0 0%	0 0%	0 0%
Unknown ethnicity	31 38%	6 43%	2 33%
Total	81	14	6

Outcomes for Florida residents

Washington	
Hospitalizations	14 (17% of all cases)
Deaths	6 (7% of all cases)

Statewide

Hospitalizations	10,891 (18% of all cases)
Deaths	2,688 (4% of all cases)

Cases in facility staff/residents

Washington	
Long-term care	50 (62% of all cases)
Correctional	0 (0% of all cases)

Statewide

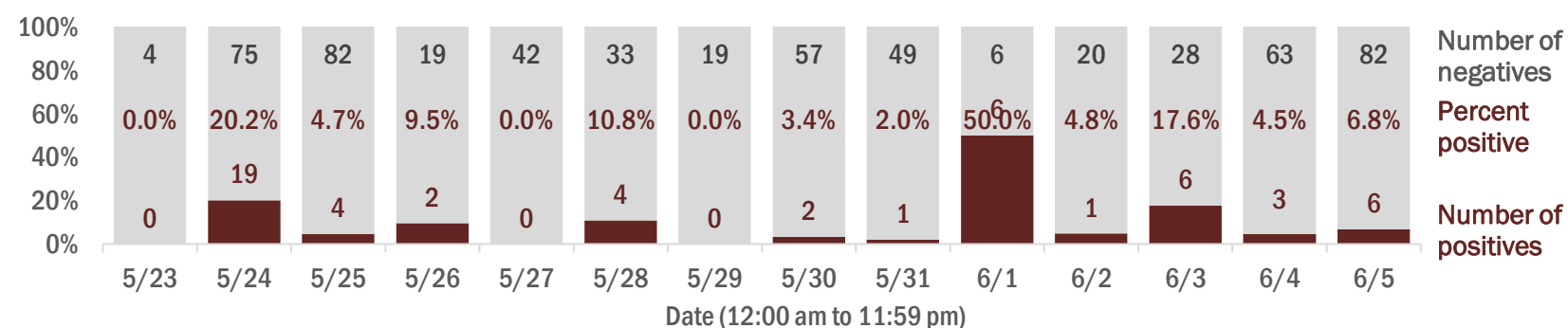
Long-term care	9,949 (16% of all cases)
Correctional	2,825 (5% of all cases)

Hospitalization counts include anyone who was hospitalized at some point during their illness. It does not reflect the number of people currently hospitalized.
Other race includes any person with a race of American Indian/Alaskan native, Asian, native Hawaiian/Pacific Islander, or other.

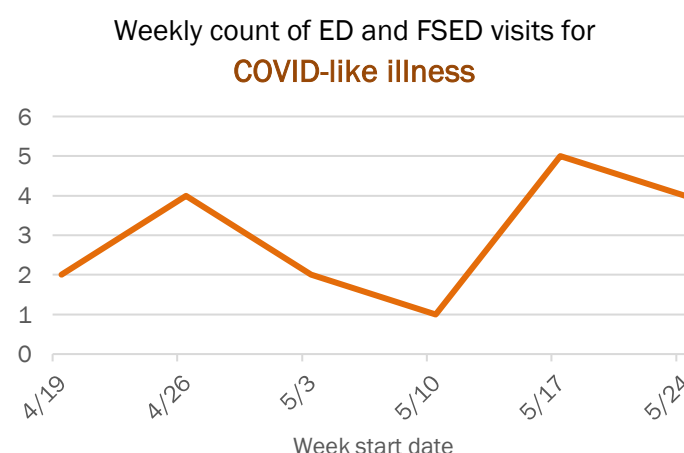
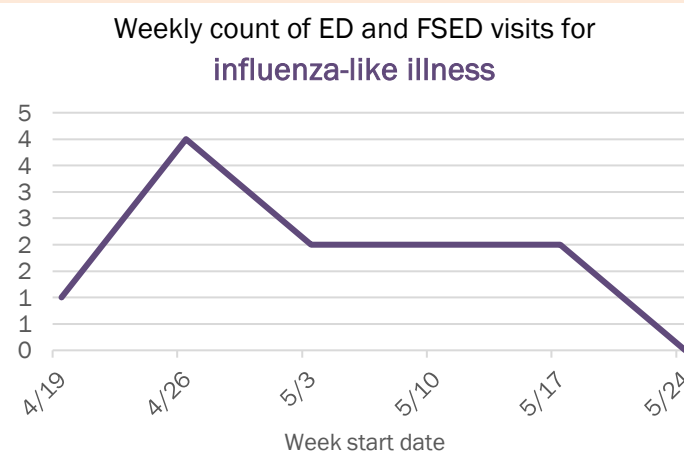
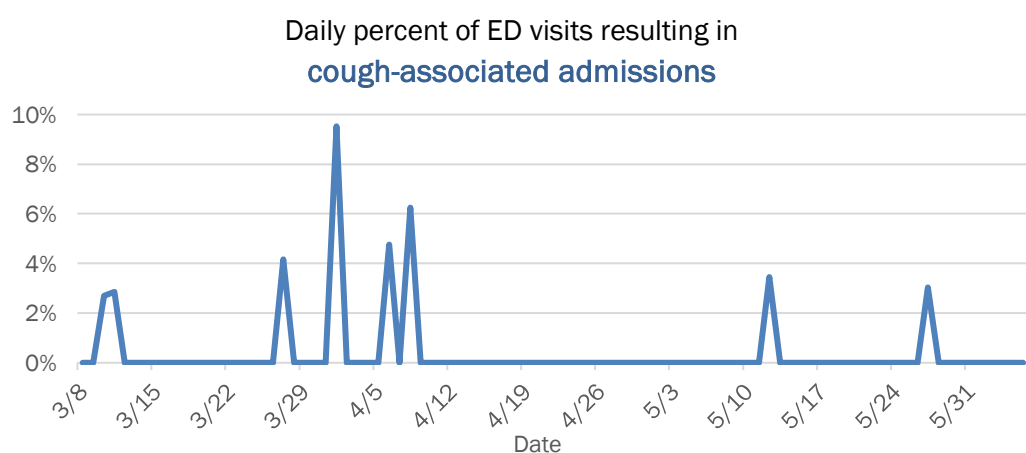
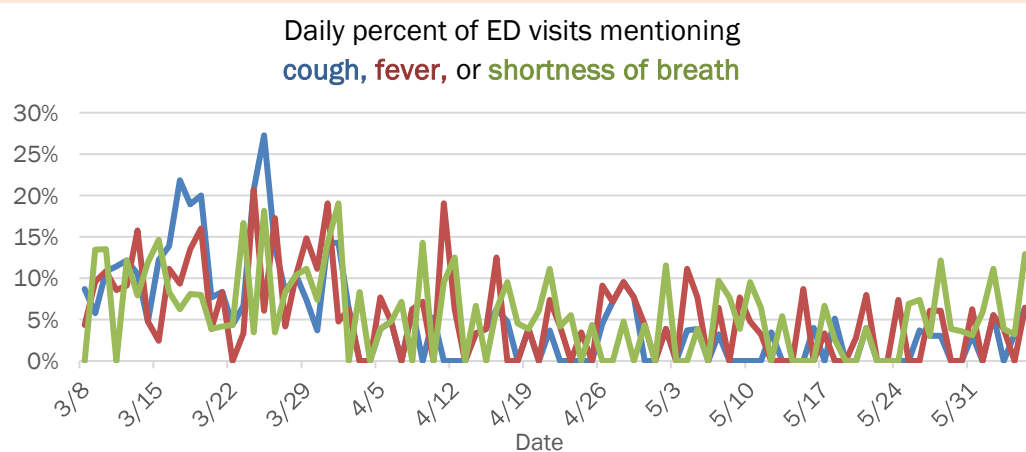
Laboratory testing for Florida residents and non-Florida residents over the past 2 weeks

Number and percent of positive labs

These counts include the number of people for whom the department received laboratory results by day. This percent is the number of people who test positive for the first time divided by all the people tested that day, excluding people who have previously tested positive.



Emergency department (ED) and freestanding ED (FSED) chief complaint and admission data for Washington County



The Electronic Surveillance System for the Early Notification of Community-Based Epidemics (ESSENCE-FL) includes chief complaint data from 211 of 212 Florida EDs and 74 of 79 Florida FSEDs. Data are transmitted electronically to ESSENCE-FL daily or hourly.