

Sex Education Parent Survey



1. I have a child/children in the following school level(s):

| | | Response Percent | Response Count |
|------------|--|-------------------|----------------|
| Elementary | | 63.2% | 91 |
| Middle | | 45.8% | 66 |
| High | | 34.7% | 50 |
| | | answered question | 144 |
| | | skipped question | 2 |



2. I am aware that Flagler County averages 85 births to mothers aged 15-18 each year.

| | | Response Percent | Response Count |
|-----|--|-------------------|----------------|
| Yes | | 43.1% | 62 |
| No | | 56.9% | 82 |
| | | answered question | 144 |
| | | skipped question | 2 |



3. I am aware that the Flagler Health Department saw 587 teenagers for "family planning" in 2009 and only 43 of those teens asked to receive condoms.

| | | Response Percent | Response Count |
|-----|--|-------------------|----------------|
| Yes | | 24.8% | 36 |
| No | | 75.2% | 109 |
| | | answered question | 145 |
| | | skipped question | 1 |

4. I am aware that a 2009 state-wide survey of Florida's teens, showed that 50.6% of teens were sexually active and of that group, 8% of those teens had their first experience before age 13.

| | | Response Percent | Response Count |
|-------------------|---|------------------|----------------|
| Yes |  | 33.8% | 49 |
| No |  | 66.2% | 96 |
| answered question | | | 145 |
| skipped question | | | 1 |

5. I am agreeable to have condoms available to my child at his/her school clinic.

| | | Response Percent | Response Count |
|-------------------|---|------------------|----------------|
| Yes |  | 57.3% | 82 |
| No |  | 42.7% | 61 |
| answered question | | | 143 |
| skipped question | | | 3 |








6. If you are agreeable to having condoms available at school, what grade do you think they should be available?

| | | Response Percent | Response Count |
|---|--|------------------|----------------|
| I am not agreeable to having condoms available at school. | | 35.8% | 49 |
| Grade 6 | | 15.3% | 21 |
| Grade 7 | | 17.5% | 24 |
| Grade 8 | | 10.2% | 14 |
| Grade 9 | | 15.3% | 21 |
| Grade10 | | 3.6% | 5 |
| Grade11 | | 0.7% | 1 |
| Grade 12 | | 1.5% | 2 |
| answered question | | | 137 |
| skipped question | | | 9 |

7. Do you and your child regularly discuss sex, STD's, teen pregnancy, and your expectations?

| | | Response Percent | Response Count |
|-------------------|--|------------------|----------------|
| Yes | | 69.2% | 101 |
| No | | 30.8% | 45 |
| answered question | | | 146 |
| skipped question | | | 0 |

8. At what grade do you think schools should start teaching students about sex and making safer choices?

| | | Response Percent | Response Count |
|---|---|--------------------------|-----------------------|
| Prior to grade 6 |  | 8.2% | 12 |
| Grade 6 |  | 38.4% | 56 |
| Grade 7 |  | 24.0% | 35 |
| Grade 8 |  | 8.2% | 12 |
| Grades 9-12 |  | 10.3% | 15 |
| This information should never be taught in schools. |  | 8.2% | 12 |
| Other |  | 2.7% | 4 |
| | | answered question | 146 |
| | | skipped question | 0 |

9. Please share any other thoughts or ideas you have on this topic.

| | Response Count |
|--------------------------|-----------------------|
| | 55 |
| answered question | 55 |
| skipped question | 91 |