


Florida Department of Health Flagler County



Patrick Johnson, RN-C, MPA
Administrator



Public Health in Flagler County



- Founded in the 1940's. Contract between the state and the county. State employees working in a county building. Only 3/50 use "State" model
- Emphasis on control of infectious diseases (TB, STD), Vital Statistics (Birth/Death), Environmental Health (Wells, Septic)
- Historically CHD's used to "fill gaps":
 - Home Health Care, flu shots to public, Primary care for the poor. Only 11% of CHD nationwide provide PC
- Role changes. "PH is what the Legislature says it is." "It's a NEW DAY in Public Health"





FCHD Today




- Medicaid PC (1,500↓), pediatric Dental (4,000↑), WIC (2,100↑), Maternity (300↓), Family Planning (2,000), STD (500), TB (1DOT*), Refugee Hlth
- Vital Statistics 2012:
 - 869 births, 2,054 BC's; 940 deaths, 6,887 DC's
- Immunizations* (9,000+ shots annually)↓
- Epidemiology(reportable diseases), Env Hlth ↓
- Tobacco prevention, Healthiest Weight Initiative
- Public Health Preparedness

Average Clinical Day at FCHD



- Primary Care – 20 visits 
- Immunizations – 20 visits 
- Dental – 25 visits 
- WIC (Women Infants Children)-50 visits 
- Epi/Nurse visits – 8
- We see an average of **123 people** a day for clinical services

Public Health *is* Population Health



- What's killing us? Tobacco and Obesity
- Tobacco prevention – 2 FTE's, SWAT, coalition
- Future PH: Help keep people healthy rather than Rx when they are sick. Standard PH Sxs
- Healthiest Weight Initiative
 - Goal: Increase the # who are HEALTHY Wt
 - Collaborate w business, schools, local Gov't, Community Organizations
 - Educate re: Breastfeeding, proper nutrition, increase activity thru built env and schools, BMI's

Statistics on Overweight/Obesity Flagler County



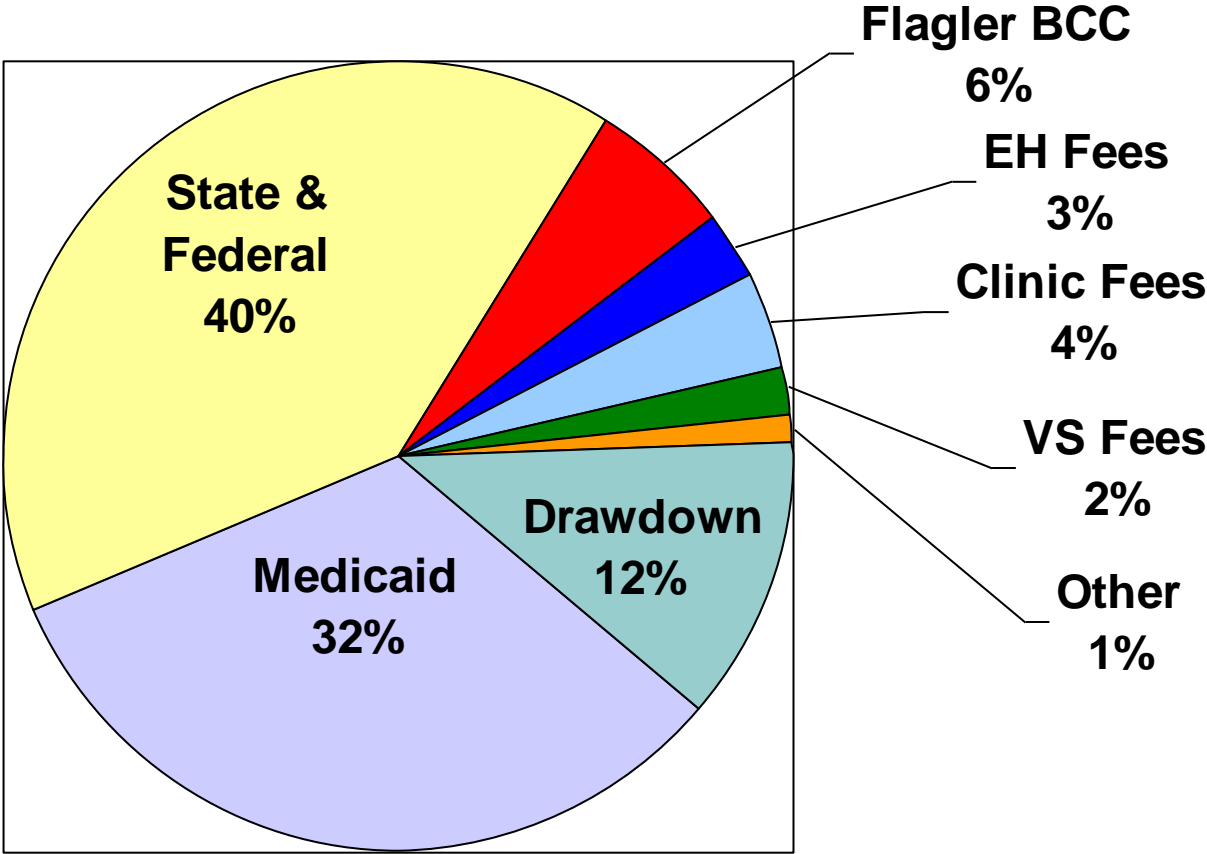

- Elementary Overweight/Obese 29%
- Middle School Overweight Obese 26%
- High School Overweight/Obese 26%
- Adult Overweight/Obese 66%
- Focus is negative.

Statistics on Healthy Weight Flagler County



- Elementary Healthy Weight 71%
- Middle School Healthy Weight 74%
- High School Healthy Weight 74%
- Adult Healthy Weight 34%
- Focus is positive: Increase the # of people with a Healthy Weight

Flagler CHD Revenue Sources 2011-12



Who We Serve



In 2012 our **56** employees directly touched the lives

19,000

Flagler County residents.

