





















1. PRESIDENT

		Response Percent	Response Count
Romney, Mitt (R)		91.1%	346
Obama, Barack (D) Inc.		8.9%	34
answered question			380
skipped question			30





2. UNITED STATES SENATOR

		Response Percent	Response Count
Borgia, Chris (NPA)		1.1%	4
Burkette, Glenn A (D)		2.8%	10
Gaylor, Bill (NPA)		1.1%	4
Mack, Connie (R)		68.0%	247
McCalister, Michael E (R)		6.3%	23
McNiel, Ron (R)		3.3%	12
Nelson, Bill (D)		7.2%	26
Stuart, Marielena (R)		2.8%	10
Weldon, Dave (R)		7.4%	27
answered question			363
skipped question			47



3. UNITED STATES REPRESENTATIVE, DISTRICT 6

		Response Percent	Response Count
Beavens, Heather (D)		2.6%	10
Clark, Richard Andrew (R)		4.3%	17
Costello, Fred (R)		16.6%	65
Desantis, Ron (R)		44.8%	175
Kogut, William Billy (R)		1.5%	6
Miller, Craig (R)		26.6%	104
Pueschel, Alec (R)		0.3%	1
Slough, Beverly Ann (R)		3.1%	12
Verma, Vipin (D)		0.3%	1
		answered question	391
		skipped question	19






4. FLORIDA STATE SENATOR

		Response Percent	Response Count
Cornish, Michael (NPA)		2.4%	9
Courtney, Doug (D)		4.1%	15
Holland, Milissa (D)		13.9%	51
Hutson, Travis (R)		79.6%	293
		answered question	368
		skipped question	42



5. FLORIDA STATE ATTORNEY, 7th CIRCUIT

		Response Percent	Response Count
Larizza, R.J. (R) Inc.		36.8%	129
Warren, Stasia (R)		63.2%	222
		answered question	351
		skipped question	59






6. SHERIFF

		Response Percent	Response Count
Fleming, Donald (R) Inc.		17.9%	63
Manfre, James (D)		2.8%	10
Pollinger, John F> (R)		31.3%	110
Stevens, Ray (R)		46.3%	163
Tozzi, Karl (D)		1.7%	6
		answered question	352
		skipped question	58








7. CLERK OF THE COURT

		Response Percent	Response Count
Mazzi, Ken (R)		46.8%	160
Wadsworth, Gail (R)		53.2%	182
		answered question	342
		skipped question	68



8. SUPERVISOR OF ELECTIONS

		Response Percent	Response Count
Corbett, Trey (R)		32.0%	110
Kimble, Medley (R)		17.4%	60
Richardson, Pam (R)		18.9%	65
Weeks, Kimberly (D) Inc.		11.3%	39
Whetsell, Allen (R)		20.3%	70
answered question			344
skipped question			66




9. FLAGLER COUNTY COURT JUDGE

		Response Percent	Response Count
Appignani, Don		7.5%	24
Atack, Craig		16.7%	53
Davis, Josh		16.7%	53
Dwyer, Marc		7.5%	24
Feliciano, Sharon		9.4%	30
Moore Stens, Melissa		9.4%	30
Westbrook, W. Scott		32.7%	104
answered question			318
skipped question			92



10. COUNTY COMMISSION, DISTRICT 1

		Response Percent	Response Count
Erickson, Charles (R)		50.3%	161
Peterson, Alan (R)		49.7%	159
		answered question	320
		skipped question	90



11. COUNTY COMMISSION, DISTRICT 2

		Response Percent	Response Count
McDonald, Dennis (R)		37.3%	121
Meeker, Frank (R)		47.5%	154
Romaine, Abigail (NPA)		15.1%	49
		answered question	324
		skipped question	86



12. COUNTY COMMISSION, DISTRICT 5

		Response Percent	Response Count
Hanns, George (D)		21.6%	69
Whittaker, Herbert (R)		78.4%	250
		answered question	319
		skipped question	91



13. SCHOOL BOARD, DISTRICT 3

		Response Percent	Response Count
Conklin, Colleen Inc.		36.2%	111
Laury, Deborah B		63.8%	196
		answered question	307
		skipped question	103









14. SCHOOL BOARD, DISTRICT 5

		Response Percent	Response Count
Corkran, Bill		31.0%	95
Dickinson, Susan C. Inc.		69.0%	211
		answered question	306
		skipped question	104

15. Shall the Flagler County School Board continue to levy a 1/2 cent sales tax surcharge for a period of 10 years

		Response Percent	Response Count
YES		33.3%	121
NO		66.7%	242
		answered question	363
		skipped question	47

16. What do you think are the THREE most important problems facing this country today

		Response Percent	Response Count
Economy in General		48.7%	191
Dissatisfaction with Government		24.7%	97
Ethical/Moral Decline		20.2%	79
Federal Budget Deficit		60.5%	237
Healthcare		42.6%	167
Jobs/Unemployment		67.6%	265
Immigration		19.4%	76
Wars/Fear of Wars		9.7%	38
answered question			392
skipped question			18