

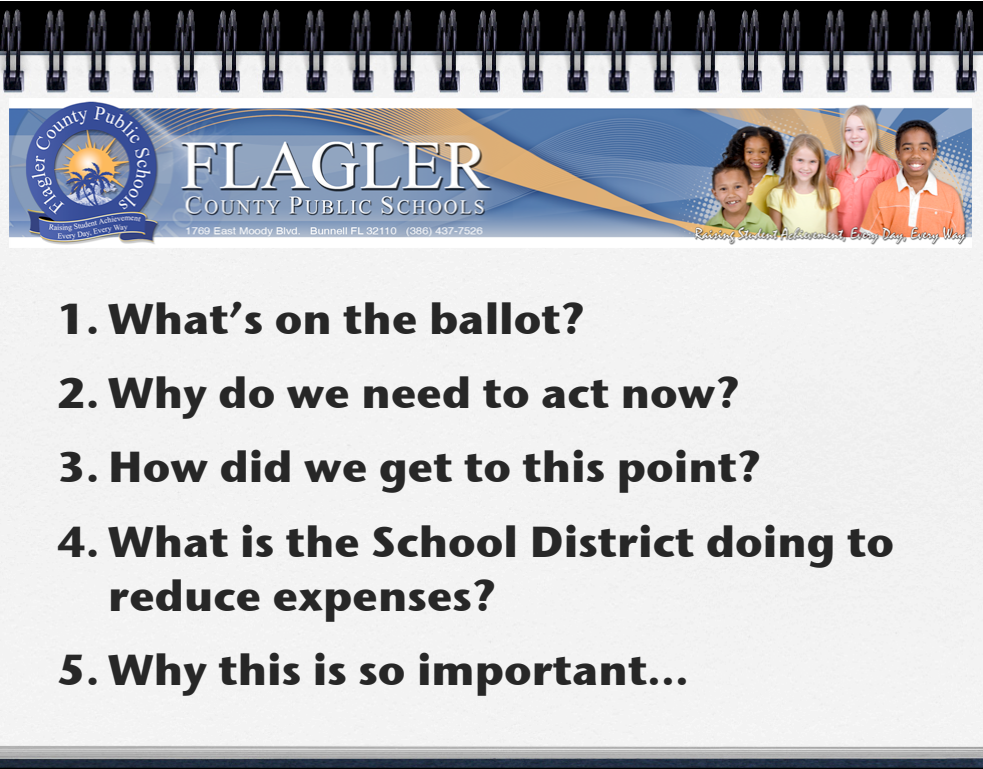


www.FlaglerSchools.com

Continuing to Fund Flagler's Educational Future



**Preparing 21st Century Learners to Compete
and Succeed in a Global Economy**



1. What's on the ballot?

2. Why do we need to act now?

3. How did we get to this point?

4. What is the School District doing to reduce expenses?

5. Why this is so important...

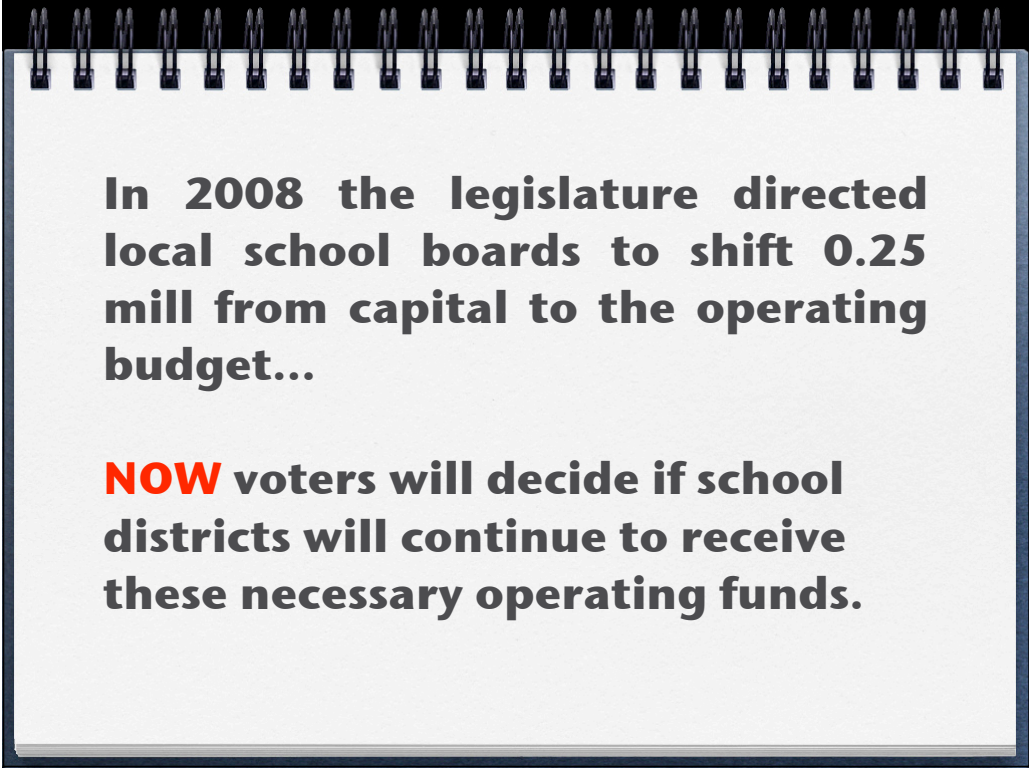
What you will see on the November Ballot:

**REFERENDUM REGARDING TWO YEAR CONTINUATION OF
0.25 MILLS LEVY FOR SCHOOL DISTRICT'S
CRITICAL OPERATING NEEDS**

**Shall the 0.25 mills currently levied in the School District of
Flagler County under the authority of Section 1011.71 (3)
(b), Florida Statutes, for critical operating needs including
funds to preserve academic programs and retain highly
qualified teachers, be continued for the 2011-2012 and
2012-2013 fiscal years?**

___ YES = FOR continuing the 0.25 mills for two fiscal years

___ NO = AGAINST continuing the 0.25 mills for two fiscal

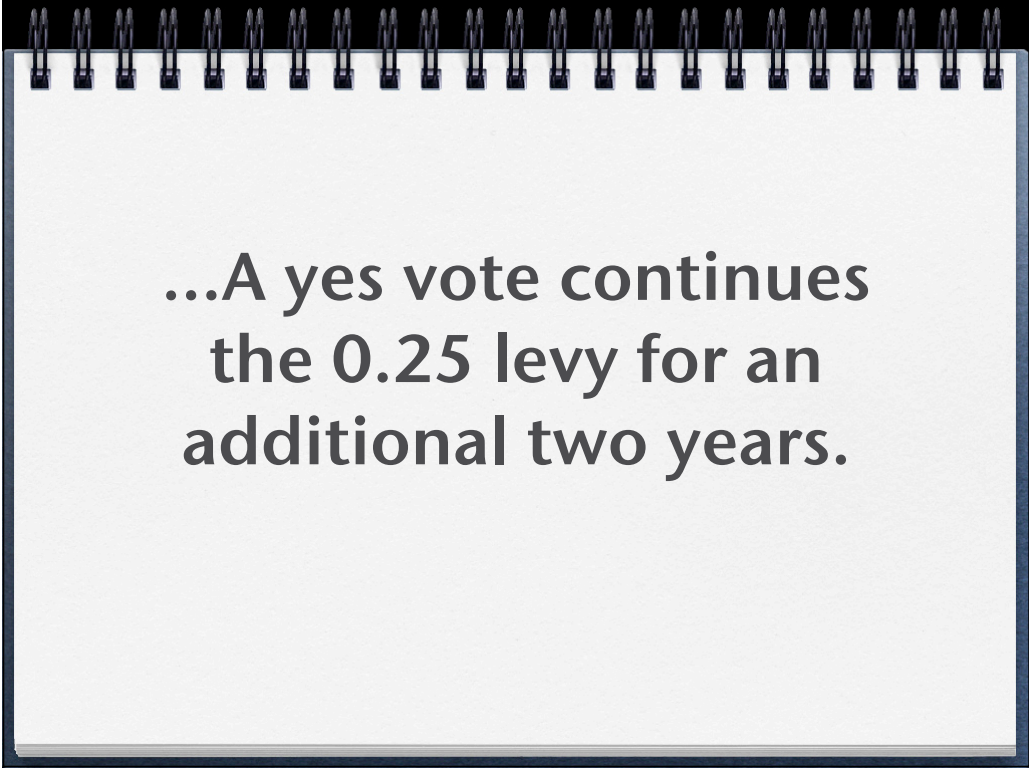
A graphic of a spiral-bound notebook with a white page and a dark blue cover. The spiral binding is at the top. The text is centered on the page.

In 2008 the legislature directed local school boards to shift 0.25 mill from capital to the operating budget...

NOW voters will decide if school districts will continue to receive these necessary operating funds.

**Millage Rates
1994/95 To Present**

Year	Required Local Effort	Discre- tionary	Supplemental Discretionary per FTE	Super-Majority Discretionary Critical Needs Operating	Capital Outlay	Debt Service	Total Millage
94/95	6.634	0.510	0.148		2.000	1.220	10.512
95/96	7.063	0.510	0.152		2.000	1.711	11.436
96/97	6.696	0.510	0.160		2.000	1.633	10.999
97/98	6.663	0.510	0.131		1.500	1.542	10.346
98/99	6.652	0.510	0.130		1.700	1.196	10.188
99/00	6.203	0.510	0.127		2.000	0.727	9.567
00/01	6.110	0.510	0.122		2.000	0.727	9.469
01/02	5.917	0.510	0.112		2.000	0.580	9.119
02/03	5.891	0.510	0.105		2.000	0.543	9.049
03/04	5.769	0.510	0.092		2.000	0.446	8.817
04/05	5.664	0.510	0.087		2.000	0.351	8.612
05/06	5.430	0.510	0.147		2.000	0.249	8.336
06/07	5.077	0.510	0.124		2.000	0.000	7.711
07/08	4.999	0.510	0.109		2.000	0.000	7.618
08/09	4.947	0.498	0.115		1.750	0.000	7.310
09/10	5.270	0.748	0.000	0.25	1.500	0.000	7.768
10/11	5.515	0.748	0.000	0.25	1.500	0.000	8.013



**...A yes vote continues
the 0.25 levy for an
additional two years.**

A graphic of a spiral-bound notebook with a white page and a dark blue cover. The spiral binding is at the top. The text is centered on the page.


0.25 mil = \$25 per \$100,000
of assessed value per year...

This is the same \$25 you are
currently paying, not an
additional tax.

A graphic of a spiral-bound notebook with a white page and a dark blue cover. The spiral binding is at the top. The text is centered on the page.

A **YES** provides \$2.1M
in revenue, which acts
as a partial offset of an
estimated \$7.4M cut in
funding next year.

Funding Cliff



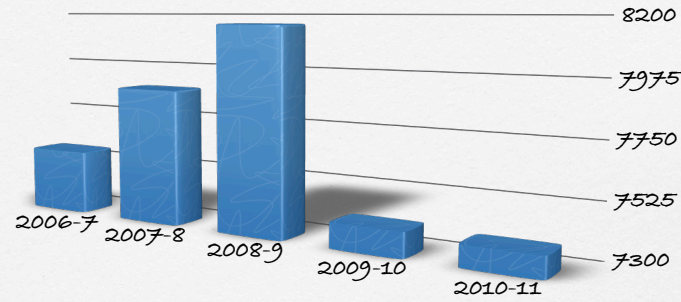
— Millions of Dollars

Funding Cliff

Caused by loss of, or decreases, in:

- **\$5M federal stimulus funds**
- **0.25 critical operating millage**
- **Final phase of class size amendment**
- **Sales tax revenue adjustment (BP oil spill)**
- **Decreasing property values**
- **Increasing health care costs**

Funding Per Student



	2006-7	2007-8	2008-9	2009-10	2010-11 (projection)
Students	12,015	12,580	12,742	12,968	13,269
Funding Per Student (FTE)	\$7,574	\$7,870	\$8,162	\$7,403	\$7,386

Current Budget Reductions

Flagler Schools has reduced expenditures through the elimination of administrative, teaching and support positions while continuing to grow in student population.

	2006-7	2007-8	2008-9	2009-10
Students	12,015	12,580	12,742	12,968
Staff	1,855	1,897	1,912	1,760

Current Budget Reductions

Restructured Bus Routes

- **Streamlined bus routes**
- **Enforced two-mile walk for middle and high school students**
- **Enforced one-mile walk for elementary students**
- **Placed restrictions on transportation support for field trips**

Current Budget Reductions

School-Based Programs

- **Reduced after school tutoring and summer school programs**
- **Moved from Block Scheduling to 7 period day, save 17% in costs**
- **Cut 75 percent from clubs and after school activities**

Travel * Field Trips * Athletics

- **Reduced number of stipends and athletic travel**
- **Reduced JV, middle school and freshman athletics**
- **Eliminated cell phone reimbursement**
- **Reduced In-County and professional development travel**









A spiral-bound notebook with a white page and a dark blue cover. The spiral binding is at the top. The text is centered on the page.

**Why this referendum
is so important...**

A NO vote risks several things:

- **Enforce two-mile busing limit for elementary school students**
- **Elimination of art, music, physical education in elementary schools**
- **Reduction of electives at middle and high schools**
- **Elimination of School Resource Officers**
- **Reduction of Student Service offerings**

A graphic of a spiral-bound notebook with a white page and a dark blue cover. The spiral binding is at the top. The text is centered on the page.

A NO vote risks elimination of speciality programs:

- **International Baccalaureate**
- **Service Learning**
- **Fine and Performing Arts**
- **Strings**
- **Pathways Academy**
- **Princess Place Legacy**
- **Linear Park Environmental Center**

A graphic of a spiral-bound notebook with a white page and a dark blue cover. The spiral binding is at the top. The text is centered on the page.

A **YES** vote helps continue a
strong tradition of
educational excellence in
Flagler County!



We have created and developed an “A” rated school district for the past three years.



FLAGLER
COUNTY PUBLIC SCHOOLS

1709 East Moody Blvd. Bunnell FL 32110 (386) 437-7526

Raising Student Achievement Every Day Every Way




- **11 schools**
- **13,010 students**
- **1,736 teachers,
administrators
and support staff**



21st Century Schools & Programs

- **Technology-intensive classrooms**
- **International Baccalaureate**
- **Early college & Dual Enrollment thru Daytona State College**
- **Service Learning**
- **Career & Vocational Learning**
- **Award-winning academics, cultural and athletics programs**





Flagler Schools have continued to exceed state averages with one of the lowest dropout rates at 2.5 percent.

What does this mean for Flagler residents?

Low crime rates, better educated work force and a high quality of life!



Great Schools = Safe Neighborhoods

Nationwide, 68 percent of state prison inmates do not have a high school diploma.

Dropouts are 3.5 times more likely to be arrested than high school graduates and more than 8 times as likely to be incarcerated.

Funding Flagler's Educational Future

**Because we care about continuing an
amazing tradition of academic success...**



...And because we are all in this together!



www.FlaglerSchools.com