

# NATIONAL IMPACT FEE SURVEY: 2011<sup>1</sup>

This report summarizes the results of a detailed survey of impact fees that individual jurisdictions across the country are charging. Unlike in-kind developer exactions, impact fees are expressed in dollars and have published fee schedules, making it easy to compare fees charged by different jurisdictions. The results of the survey reveal where impact fees are most common, how much jurisdictions in various states are charging, and the types of facilities for which fees are being charged. Comparisons with surveys from previous years also show how fees have been changing over time.

## Structure of the Survey

The survey that follows this introductory text<sup>2</sup> contains, for each jurisdiction, the amount of impact fees (and similar charges) by type of facility (roads, water, wastewater, etc.) for five typical land use types: single-family detached, multi-family, retail, office and industrial. Residential fees are per dwelling unit; nonresidential fees are per 1,000 square feet of building area. The “updated” column gives the date we last verified the fee amounts, not the date that the jurisdiction adopted the fees.

The survey data is presented in 35 sheets, seven sheets for each of the five land use types. The jurisdictions are listed in alphabetical order, by state, county and jurisdiction. The last page for each land use summarizes average fees by state and for the nation. For example, page seven (of the survey data, not this summary text) provides the average fees for single-family detached units.

## What Qualifies as an Impact Fee?

The multitude of names used to refer to impact fees is one obstacle to developing an accurate survey of such fees. Common terms used to refer to impact fees include “capacity fees,” “facility fees,” “system development charges” and “capital recovery fees.” Their common characteristics are that (1) they are charged only to new development, (2) they are standardized fees as opposed to ad hoc, negotiated payments and (3) they are designed and used to fund capital improvements needed to serve growth.

**Utility Connection Fees.** Water and wastewater connection fees that are used to fund growth-related capital improvements should be classified as impact fees. However, connection fees often mix impact fee components with service fees that cover other types of costs, such as the purchase of a water meter, the inspection of the connection, or the administrative cost of establishing a new customer account. This presents the researcher with a problem. Counting only clearly-labeled water and wastewater impact fees is likely to under-represent them, but seldom are there sufficient resources to interview local officials to determine what portion of a connection fee is actually an impact fee. In addition, because water and wastewater fees preceded other kinds of impact fees, they are often less controversial than other types of impact fees. For these reasons, it is often useful to look at “non-utility” impact fees separately from total impact fees.

**Fees-in-Lieu.** Fees charged in-lieu of land dedication for parks and schools are conceptually very similar to impact fees, and should also be counted in an impact fee survey. Essentially, they function much like an impact fee for the land component of the facility. Indeed, some communities use an

---

<sup>1</sup> prepared by Clancy Mullen, Duncan Associates, Austin, TX on November 20, 2011

<sup>2</sup> if the full survey is not attached, it can be obtained from [www.impactfees.com](http://www.impactfees.com)

impact fee for the construction cost component, and combine that with a land dedication/fee-in-lieu requirement for the land component. In California, park fees in-lieu of land dedication are known as “Quimby fees,” after the name of the 1966 state act authorizing such fees. Because they are not labeled as impact fees, land dedication fees-in-lieu are often overlooked in impact fee surveys.

**Development Taxes.** Another class of fee that is functionally very similar to an impact fee is the development tax, which is sometimes also referred to as a development excise tax, privilege tax or facilities tax. This is a tax that only applies to new development, often on a per square foot basis, and is earmarked for capital improvements. For example, Boulder, Colorado hired consultants to conduct a nexus study and adopted an ordinance that had all of the trappings of an impact fee ordinance, including earmarking of funds for specific types of capital facilities and providing credit against the charges for developer-constructed improvements, but instead of adopting them as impact fees adopted them as development taxes. This survey includes development taxes.

### **Some Caveats**

The results of impact fee surveys can be misinterpreted. This can be avoided if the reader keeps the following caveats in mind.

**Not Exhaustive Samples.** Like most impact fee surveys, this survey only includes communities that charge some impact fees, and excludes those that do not. Thus, an “average impact fee” must be understood as an average fee for those communities that charge impact fees, not as an average for all communities. Although in California state limits on local taxing authority and relatively liberal impact fee enabling legislation have combined to make impact fees virtually universal, in most other parts of the country, communities that have impact fees (other than the ubiquitous water and wastewater connection fees) still tend to be in the minority.

**Not Random Samples.** Impact fee surveys tend to be opportunistic. For the most part, the inclusion of a community is determined by how readily available the information is. Communities that post their fee schedules on their web site are more likely to be included in a survey than communities that do not. Consultants who compile surveys are more likely to include communities that have been clients or that are in the same region with former clients. For example, our firm compiled extensive surveys of impact fees in Arizona and Florida for client communities in those states. For these reasons, the fact that a state is not well represented in a national survey does not necessarily mean that the state does not have many impact fees (although that may be true).

**Average Total Fee or Sum of Average Fees.** In this chapter, average fees are presented for a variety of capital facilities. These averages exclude communities that are represented in the survey but do not charge impact fees for the particular facility type. One could sum these average fees by facility type, but this “sum of the average fees” does not represent the average fee for communities that charge impact fees. A more meaningful statistic, and the one reported here, is the “average of the total impact fees” charged by all communities represented in the survey.

**Only Published Fees.** The fact that a community does not charge a particular impact fee does not mean that developers make no contributions to that type of capital facility. This is particularly true in the case of roads, because many communities without road impact fees require developers to dedicate right-of-way and often to make substantial improvements to abutting roadways as a condition of development approval. In communities with road impact fees, developers who are required to make in-kind contributions receive credit against their impact fees for the value of those contributions. Thus,

developers may contribute more on average to the cost of major road improvements in communities without road impact fees than in communities with modest road impact fees.

### Eligible Facilities

State enabling legislation obviously influences the kind of impact fees that local governments enact. In most states, local governments have the authority to impose impact fees for water and wastewater facilities, although they may be called something else. The types of facilities that are eligible for impact fees in the various state impact fee acts are listed in Figure 1 (it should be noted that water and wastewater impact fees may be authorized under separate legislation).

**Figure 1**  
**FACILITIES ELIGIBLE FOR IMPACT FEES BY STATE**

State	Roads	Water	Sewer	Storm Water	Parks	Fire	Police	Library	Solid Waste	School
Arizona (cities)	■	■	■	■	■	■	■	■		
Arizona (counties)	■	■	■		■	■	■			
Arkansas (cities)	■	■	■	■	■	■	■	■		
California	■	■	■	■	■	■	■	■	■	■
Colorado	■	■	■	■	■	■	■	■	■	
Florida	■	■	■	■	■	■	■	■	■	■
Georgia	■	■	■	■	■	■	■	■		
Hawaii	■	■	■	■	■	■	■	■	■	■
Idaho	■	■	■	■	■	■	■			
Illinois	■									
Indiana	■	■	■	■	■				■	
Maine	■	■	■		■	■			■	
Montana	■	■	■	■	*	■	■	*	*	*
Nevada	■	■	■	■	■	■	■			**
New Hampshire	■	■	■	■	■	■	■	■	■	■
New Jersey	■	■	■	■						
New Mexico	■	■	■	■	■	■	■			
Oregon	■	■	■	■	■					***
Pennsylvania	■									
Rhode Island	■	■	■	■	■	■	■	■	■	■
South Carolina	■	■	■	■	■	■	■			
Texas (cities)	■	■	■	■						
Utah	■	■	■	■	■	■	■			
Vermont	■	■	■	■	■	■	■	■	■	■
Virginia****	■									
Washington	■				■	■				■
West Virginia	■	■	■	■	■	■	■			■
Wisconsin (cities)	■	■	■	■	■	■	■	■	■	

\* can be imposed by super-majority vote of city council or unanimous vote of county commission  
 \*\* school construction tax up to \$1,600 per unit authorized in districts with populations up to 50,000 (NRS 387.331)  
 \*\*\* development tax of up to \$1.00/sq. ft. for residential and \$0.50/sq. ft. for nonresidential may be imposed by school districts  
 \*\*\*\* impact fees may be imposed on by-right residential subdivision of agriculturally-zoned parcels for a broad array of facilities under certain circumstances

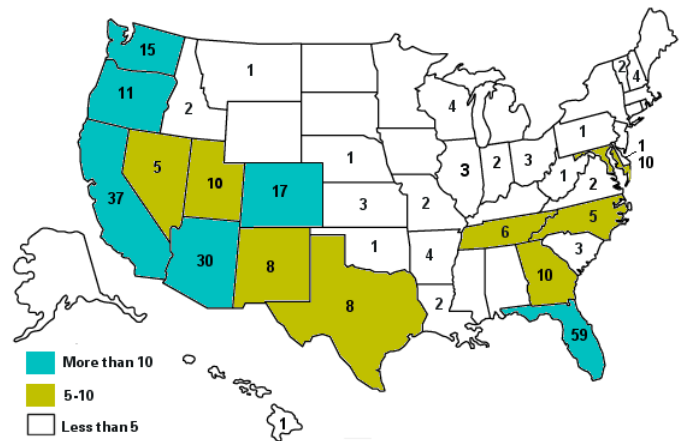
Source: Clancy Mullen, *Summary of State Impact Fee Acts*, October 2011 ([www.impactfees.com](http://www.impactfees.com) - state information)

It is noteworthy that only 10 states authorize school impact fees or development taxes. School impact fees are found almost exclusively in Florida, California, Washington and Maryland (where they are authorized in some counties by special acts of the legislature). School impact fees tend to be high fees that are imposed only on residential development, and their prohibition in most of the country is an indication of the political clout of homebuilder associations.

### Fee Incidence by State

As noted earlier, this survey is opportunistic, so the number of jurisdictions represented in the survey is not proportional to the actual incidence of impact fees. Nevertheless, the survey jurisdictions do provide some indication of the states where impact fees are most common. The 2011 survey includes 274 jurisdictions (plus 9 Florida counties that have suspended all of their fees, and so are excluded from the average fee totals). Not surprisingly, the surveyed jurisdictions are concentrated in the South and West, especially Washington, Oregon, California, Arizona, Colorado and Florida (see Figure 2).

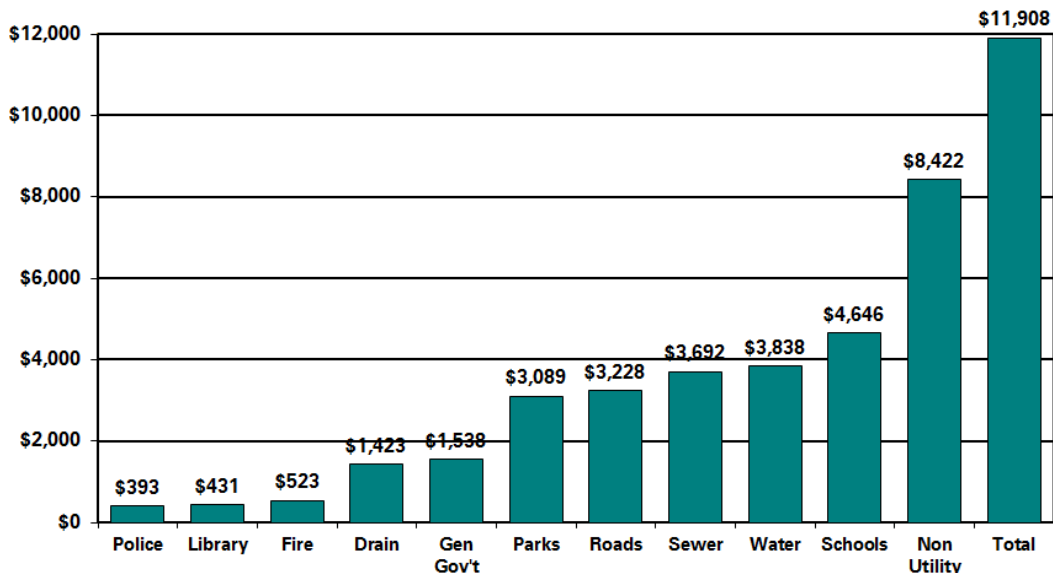
**Figure 2**  
**SURVEY JURISDICTIONS BY STATE, 2011**



### Average Fees by Facility Type

Average impact fees per single-family detached dwelling by type of facility are graphically illustrated in Figure 3. The total amount of impact fees charged by jurisdictions surveyed in 2011 averages \$11,908. Excluding utility fees, the average total fee is \$8,422. School impact fees, although not charged in many states, are the highest, followed by water, wastewater, road and park impact fees. Police, fire and library fees, on the other hand, tend to be relatively low. General government facility impact fees and stormwater drainage impact fees are relatively uncommonly charged--general government fees are not authorized in most states, and drainage fees are difficult to implement because they generally must be based on a comprehensive drainage master plan.

**Figure 3**  
**NATIONAL AVERAGE FEES PER SINGLE-FAMILY UNIT, 2011**



## Average Fees by Land Use

Average impact fees by land use type are presented in Table 1 and illustrated in Figure 4. Except in the few states where school fees are charged,<sup>3</sup> road, park and utility fees are the primary components of total fees for residential land uses. Other types of fees tend to be small (fire, police, library) or infrequently charged (general government or drainage). For nonresidential land uses, park fees are seldom charged, and road and utility fees are the dominant components of the total fee.

Figure 4  
AVERAGE FEES BY LAND USE, 2011

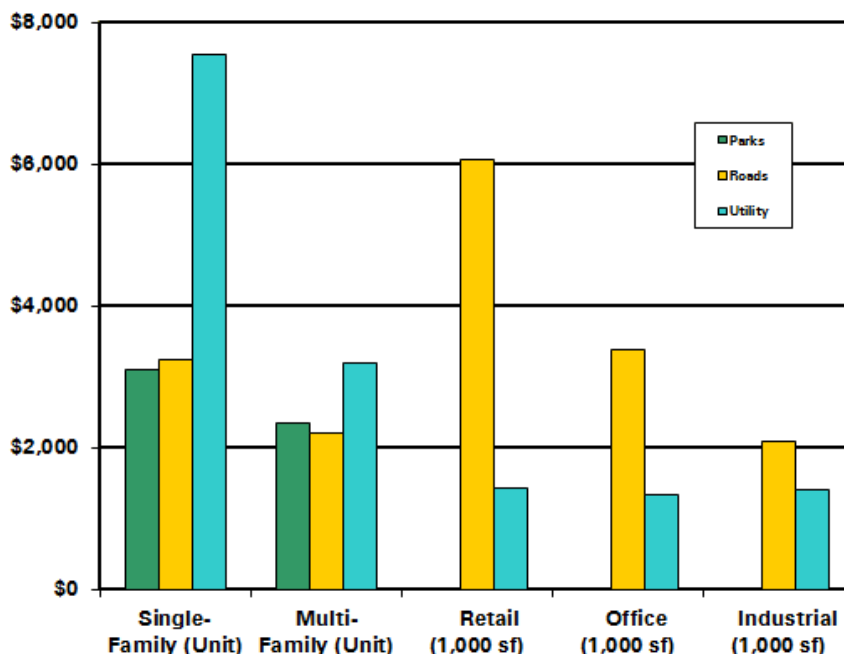


Table 1  
AVERAGE FEES BY TYPE AND LAND USE, 2011

Facility Type	Single-Family (Unit)	Multi-Family (Unit)	Retail (1000 sf)	Office (1000 sf)	Indus. (1000 sf)
Roads	\$3,228	\$2,201	\$6,066	\$3,367	\$2,077
Water	\$3,838	\$1,452	\$683	\$624	\$638
Wastewater	\$3,692	\$1,736	\$749	\$701	\$764
Drainage	\$1,423	\$765	\$1,033	\$873	\$999
Parks	\$3,089	\$2,341	**	**	**
Library	\$431	\$321	**	**	**
Fire	\$523	\$388	\$420	\$373	\$260
Police	\$393	\$311	\$414	\$266	\$183
General Government	\$1,538	\$1,192	\$598	\$613	\$398
Schools	\$4,646	\$2,558	**	**	**
Total Non-Utility*	\$8,422	\$5,612	\$6,431	\$4,090	\$2,741
Total*	\$11,908	\$7,028	\$6,710	\$4,484	\$3,212

\* totals do not represent sum of average fees, since not all jurisdictions charge all types of fees

\*\* rarely charged to nonresidential land uses, with the exception of school fees in California

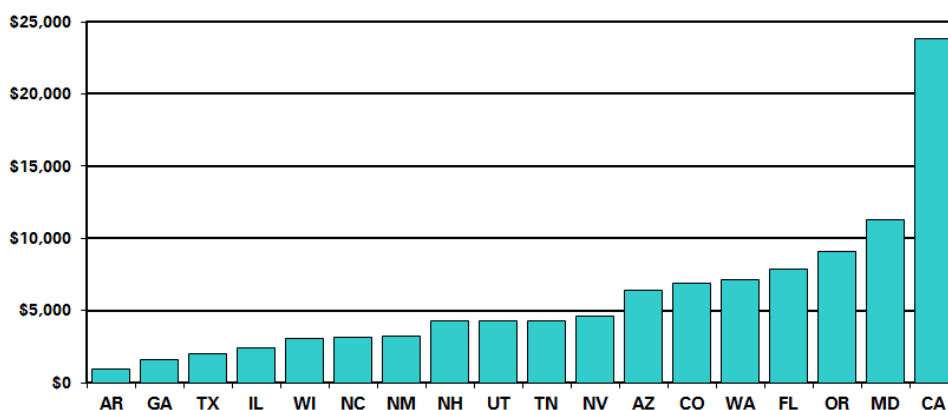
Source: Duncan Associates, 2011 survey of 274 jurisdictions

<sup>3</sup> Florida, Washington and Maryland have extensive and significant school impact fees. California's school fees are widespread, but are capped by State law at a relatively modest level.

## Average Fees by State

Average single-family impact fees, excluding water and wastewater utility fees, are illustrated for states with at least four jurisdictions included in the 2011 survey in Figure 5. Total fees for the majority of states start at less than \$1,000 in Arkansas and, with the exception of five states, peak at under \$7,000. It is not a coincidence that three of the four states with the highest fees – California, Maryland and Florida – are all states with large numbers of school impact fees, which as seen earlier are the highest facility fee per single-family unit. The average total single-family fee in California (\$23,849) is more than double that of the second-highest state, Maryland (\$11,248). It is probably also not a coincidence that the states with the most jurisdictions charging fees also tend to be the states with the highest fees.

**Figure 5**  
**AVERAGE NON-UTILITY FEE PER SINGLE-FAMILY UNIT BY STATE, 2011**



## Changes from 2010

Compared to last year's survey, the overall average total impact fee charged increased by 1%, while the total average non-utility fee decreased by 1% (water and wastewater fees increased by 4-5%). The average school impact fee decreased by almost 4%, while park impact fees increased by almost 5%. The average road impact fee was basically unchanged from 2010.

In terms of the average non-utility fee charged by states, the most notable change was the 12% decline in Florida, from \$8,960 to \$7,862 per single-family unit. Fee reductions have been widespread in Florida in the last several years. Florida had the second-highest average non-utility fee in 2010, after California, but fell in 2011 to fourth place, after California, Maryland and Oregon.

Single-Family Unit (3-BR, 2,000 sf, on 10,000 sq. ft. lot at density of 4 UPA and value of \$200,000)																
State	County	Jurisdiction	Updated	Total	Non-Util	Roads	Water	Sewer	Drain	Parks	Library	Fire	Police	GenGov	Schools	Other
AR	Benton	Bentonville	9/11/11	\$3,789	\$1,306		\$1,366	\$1,117		\$791		\$515				
AR	Benton	Lowell	9/11/11	\$504	\$504			\$1,000				\$504				
AR	Faulkner	Conway	9/11/11	\$1,698	\$1,698	\$1,039				\$659						
AR	Washington	Fayetteville	9/11/11	\$2,155	\$312		\$975	\$868				\$150	\$162			
AZ	Cochise	Sierra Vista	9/11/11	\$4,818	\$4,818	\$1,454				\$1,888	\$579	\$414	\$483			
AZ	Gila	Sedona	11/20/11	\$16,332	\$9,905	\$1,939		\$6,427	\$671	\$6,718			\$313	\$264		
AZ	Maricopa	Avondale	11/20/11	\$18,021	\$7,277	\$1,857	\$5,251	\$5,493		\$2,501	\$346	\$996	\$344	\$929		\$304
AZ	Maricopa	Buckeye	11/20/11	\$12,994	\$4,969	\$319	\$3,689	\$4,336		\$1,909	\$535	\$1,178	\$506	\$522		
AZ	Maricopa	Chandler	11/20/11	\$22,059	\$10,453	\$3,983	\$6,167	\$5,439		\$5,057	\$251	\$577	\$268	\$317		
AZ	Maricopa	Fountain Hills	11/20/11	\$5,114	\$5,114	\$1,291				\$2,192	\$163	\$99	\$441	\$928		
AZ	Maricopa	Gilbert	11/20/11	\$19,684	\$7,421	\$423	\$6,397	\$5,866		\$4,547		\$1,100	\$643	\$708		
AZ	Maricopa	Glendale	11/17/11	\$14,780	\$5,790	\$1,160	\$6,660	\$2,330		\$2,072	\$606	\$409	\$395	\$847		\$301
AZ	Maricopa	Goodyear	11/20/11	\$15,198	\$5,901	\$1,060	\$5,567	\$3,730		\$1,032	\$410	\$1,415	\$606	\$1,021		\$357
AZ	Maricopa	Mesa	11/20/11	\$8,451	\$3,572		\$2,220	\$2,659	\$366	\$1,122	\$464	\$272	\$402	\$598		\$348
AZ	Maricopa	Peoria	11/20/11	\$18,874	\$13,061	\$8,160	\$3,890	\$1,923		\$2,622	\$277	\$683	\$452	\$567		\$300
AZ	Maricopa	Phoenix	11/20/11	\$14,066	\$5,778	\$650	\$5,110	\$3,178		\$4,018	\$370	\$322	\$344	\$74		
AZ	Maricopa	Scottsdale	11/20/11	\$11,227	\$906		\$6,450	\$3,871	\$906							
AZ	Maricopa	Surprise	11/20/11	\$14,602	\$9,022	\$3,704	\$3,335	\$2,245		\$2,114	\$467	\$706	\$372	\$661		\$998
AZ	Maricopa	Tempe	11/20/11	\$5,893			\$3,045	\$2,848								
AZ	Mojave	Bullhead City	11/20/11	\$724			\$724									
AZ	Navajo	Show Low	11/20/11	\$5,376	\$1,849	\$1,112	\$815	\$2,712		\$557	\$180					
AZ	Pima	Pima County	11/20/11	\$11,909	\$6,796	\$5,199		\$5,113		\$1,597						
AZ	Pima	Marana	11/20/11	\$13,282	\$10,951	\$7,372	\$2,331			\$3,579						
AZ	Pima	Oro Valley	11/20/11	\$13,628	\$6,079	\$1,933	\$7,549			\$2,605	\$670		\$495	\$376		
AZ	Pima	Tucson	9/11/11	\$9,467	\$7,683	\$4,300	\$1,784			\$1,720		\$488	\$674	\$501		
AZ	Pinal	Apache Junction	9/11/11	\$9,508	\$9,508	\$6,323				\$1,801	\$721		\$294	\$369		
AZ	Pinal	Casa Grande	9/11/11	\$12,469	\$8,353	\$3,356		\$4,116				\$663	\$339	\$834		\$3,161
AZ	Pinal	Eloy	11/20/11	\$4,868	\$1,941		\$1,617	\$1,310		\$539	\$151		\$359	\$892		
AZ	Pinal	Florence	11/20/11	\$12,305	\$4,870	\$583	\$3,330	\$4,105		\$857	\$407	\$1,119	\$934	\$846		\$124
AZ	Pinal	Queen Creek	10/7/10	\$15,981	\$10,974	\$727		\$5,007		\$5,719	\$1,370	\$693	\$704	\$1,761		
AZ	Yavapai	Yavapai County	12/19/09	\$3,400	\$3,400	\$3,400										
AZ	Yavapai	Chino Valley	11/20/11	\$10,353	\$4,538	\$3,028	\$854	\$4,961		\$546	\$148	\$358	\$303	\$155		
AZ	Yavapai	Prescott	10/7/10	\$17,303	\$3,227	\$469	\$10,803	\$3,273		\$1,116	\$253	\$525	\$589	\$275		
AZ	Yuma	Yuma	11/20/11	\$17,700	\$5,920	\$2,196	\$5,203	\$6,577		\$1,770		\$245	\$561	\$389		\$759
CA	Alameda	Fremont	9/11/11	\$66,608	\$66,608	\$3,879				\$23,698		\$314		\$2,717		\$36,000
CA	Alameda	Hayward	9/11/11	\$33,084	\$20,103	\$1,200	\$5,726	\$7,255		\$11,953					\$6,200	\$750
CA	Alameda	Livermore	9/11/11	\$40,558	\$32,134	\$10,063	\$3,646	\$4,778	\$1,120	\$13,334				\$1,677		\$5,940
CA	Alameda	San Leandro	9/11/11	\$27,390	\$23,730	\$1,163		\$3,660		\$14,224					\$7,040	\$1,303
CA	Contra Costa	Orinda	9/11/11	\$20,087	\$20,087	\$5,868			\$4,840	\$9,379						
CA	El Dorado	El Dorado Co	9/11/11	\$44,454	\$44,454	\$26,014				\$9,806		\$2,320			\$6,314	
CA	Fresno	Clovis	10/13/10	\$26,183	\$13,639	\$8,240	\$4,380	\$8,164		\$3,501	\$572	\$625	\$100			\$601
CA	Kern	Bakersfield	10/16/11	\$25,026	\$21,026	\$12,870		\$4,000		\$1,680					\$5,940	\$536
CA	Los Angeles	Lancaster	10/16/11	\$14,081	\$14,081	\$2,841			\$4,659	\$3,534		\$1,751		\$119	\$800	\$377
CA	Los Angeles	Long Beach	10/16/11	\$16,817	\$16,817	\$1,125				\$4,613		\$496	\$703		\$9,880	
CA	Monterey	Salinas	11/5/11	\$11,803	\$7,395	\$3,110		\$4,408	\$1,404	\$2,409						\$472
CA	Napa	St. Helena	10/16/11	\$48,060	\$25,300	\$8,020	\$12,600	\$10,160	\$40				\$2,440	\$5,320	\$4,480	\$5,000
CA	Orange	Brea	10/16/11	\$28,242	\$14,308	\$3,406	\$13,934			\$9,818		\$1,029	\$55			
CA	Placer	Rocklin	10/16/11	\$16,116	\$16,116	\$6,578				\$293		\$2,696		\$6,549		
CA	Sacramento	Citrus Heights	10/16/11	\$17,137	\$9,687	\$2,434		\$7,450	\$1,894	\$1,079					\$4,280	
CA	Sacramento	Elk Grove	10/16/11	\$37,103	\$20,009	\$7,735	\$5,894	\$11,200		\$4,310	\$719	\$1,702	\$436	\$639		\$4,468

Single-Family Unit (3-BR, 2,000 sf, on 10,000 sq. ft. lot at density of 4 UPA and value of \$200,000)																
State	County	Jurisdiction	Updated	Total	Non-Util	Roads	Water	Sewer	Drain	Parks	Library	Fire	Police	GenGov	Schools	Other
CA	Sacramento	Sacramento	10/16/11	\$42,112	\$33,222	\$7,013	\$1,440	\$7,450	\$3,640	\$7,456					\$5,580	\$9,533
CA	San Bernardino	Highland	10/16/11	\$18,598	\$18,598	\$12,540			\$765	\$3,480	\$857	\$746	\$210	1068+932		
CA	San Bernardino	Redlands	11/5/11	\$13,880	\$13,880	\$2,488			\$700	\$4,482	\$764	\$996	\$1,806	\$2,644		
CA	San Bernardino	Rialto	11/5/11	\$18,184	\$9,714	\$2,829	\$5,100	\$3,370	\$3,051	\$2,709	\$66	\$390	\$422	\$247		
CA	San Diego	Carlsbad	11/5/11	\$38,173	\$27,033	\$3,233	\$8,041	\$3,099	\$685	\$6,208				\$7,000	\$6,300	\$3,607
CA	San Diego	Escondido	11/5/11	\$29,340	\$12,824	\$2,973	\$9,016	\$7,500	\$1,071	\$4,129				\$4,533		\$118
CA	San Diego	San Diego	11/6/11	\$35,936	\$24,439	\$2,474	\$7,373	\$4,124							\$5,260	\$16,705
CA	San Joaquin	Lodi	11/6/11	\$27,626	\$20,090	\$3,972	\$1,396	\$6,140	\$5,106	\$7,710		\$536	\$549	\$2,217		
CA	San Joaquin	Ripon	11/6/11	\$66,134	\$53,638	\$10,290	\$9,482	\$3,014	\$2,191	\$14,746	\$657	\$2,623	\$2,219	\$4,352	\$7,700	\$8,860
CA	San Luis Obispo	Paso Robles	11/6/11	\$45,875	\$25,351	\$7,228	\$14,870	\$5,654	\$1,973	\$4,692	\$1,127	\$864	\$72	\$4,135	\$5,260	
CA	San Luis Obispo	San Luis Obispo	11/6/11	\$33,963	\$13,357	\$3,357	\$16,594	\$4,012								\$10,000
CA	Santa Barbara	Carpinteria	11/6/11	\$37,926	\$37,926	\$13,073			\$2,364	\$16,214				\$1,675	\$4,100	\$500
CA	Santa Barbara	Santa Maria	11/6/11	\$27,276	\$18,112	\$8,730	\$5,373	\$3,791		\$6,672	\$824	\$822	\$736	\$328		
CA	Santa Clara	Gilroy	11/6/11	\$51,320	\$33,553	\$11,809	\$5,236	\$12,531	\$158					\$21,586		
CA	Santa Clara	Palo Alto	11/6/11	\$74,458	\$61,958	\$3,017	\$5,000	\$7,500		\$57,999	\$942					
CA	Santa Cruz	Santa Cruz Co	11/6/11	\$7,320	\$7,320	\$3,000			\$4,320							
CA	Santa Cruz	Scotts Valley	11/6/11	\$21,867	\$15,730	\$4,855		\$6,137	\$310	\$8,622	\$722		\$852	\$369		
CA	Shasta	Redding	11/6/11	\$25,142	\$11,333	\$5,581	\$6,889	\$6,920	\$891	\$3,996		\$865				
CA	Solano	Vacaville	11/6/11	\$46,140	\$29,673	\$8,745	\$7,643	\$8,824	\$2,039	\$4,208		\$305	\$682	\$677	\$4,100	\$8,917
CA	Sonoma	Windsor	11/6/11	\$46,397	\$25,933	\$10,119	\$6,785	\$13,679	\$2,888	\$8,526				\$4,400		
CA	Yolo	Davis	11/6/11	\$23,216	\$23,216	\$8,093			\$305	\$5,877			\$992	\$2,389	\$5,560	
CO	Adams	Adams Co	2/7/11	\$1,599	\$1,599	\$1,599										
CO	Adams	Commerce City	2/7/11	\$6,610	\$5,723	\$1,181	\$887		\$521	\$3,402					\$619	
CO	Boulder	Boulder	2/7/11	\$34,218	\$14,940	\$2,062	\$15,142	\$4,136	\$4,680	\$4,012	\$431	\$196	\$277	\$402	\$2,420	\$460
CO	Eagle	Eagle Co	11/6/11	\$6,596	\$6,596	\$4,378						\$2,218				
CO	Eagle	Basalt	11/6/11	\$7,967	\$2,750	\$750	\$5,217									\$2,000
CO	El Paso	Colorado Springs	11/6/11	\$17,148	\$5,083		\$10,197	\$1,868	\$1,770	\$1,781					\$1,532	
CO	Fremont	Canon City	11/6/11	\$304	\$304							\$304				
CO	Jefferson	Jefferson Co	11/6/11	\$3,276	\$3,276	\$3,276										
CO	La Plata	Durango	11/6/11	\$10,516	\$3,414	\$2,169	\$5,582	\$1,520		\$300					\$945	
CO	Larimer	Larimer Co	11/6/11	\$5,696	\$5,696	\$2,846				\$1,259					\$1,591	
CO	Larimer	Loveland	2/16/11	\$22,898	\$13,678	\$2,170	\$5,480	\$2,550	\$569	\$5,898	\$1,132	\$678	\$881	\$968	\$1,382	\$1,190
CO	Larimer	Ft. Collins	2/7/11	\$20,289	\$12,409	\$2,792	\$4,330	\$3,550	\$725	\$3,419	\$540	\$194	\$134	\$245	\$1,591	\$2,769
CO	Mesa	Mesa Co	11/6/11	\$2,748	\$2,748	\$1,678				\$150					\$920	
CO	Pitkin	Pitkin Co	11/6/11	\$22,218	\$22,218	\$6,520				\$13,287					\$917	\$1,494
CO	Weld	Weld Co	2/7/11	\$2,862	\$2,862	\$1,987			\$300					\$575		
CO	Weld	Windsor	2/7/11	\$18,302	\$7,877	\$2,115	\$6,725	\$3,700	\$735	\$5,027						
CO	Weld	Greeley	2/7/11	\$5,433	\$5,433	\$1,571			\$280	\$3,174		\$275	\$133			
DE	New Castle	New Castle Co	11/6/11	\$9,321	\$1,157			\$8,164		\$328	\$138	\$517	\$62	\$112		
FL	Alachua	Alachua Co	11/6/11	\$5,776	\$5,776	\$5,372				\$252		\$152				
FL	Brevard	Brevard Co	9/5/11	\$4,834	\$4,834						\$64	\$93			\$4,445	\$232
FL	Brevard	Cocoa	11/6/11	\$6,530	\$4,780		\$1,750				\$64	\$39			\$4,445	\$232
FL	Brevard	Melbourne	11/6/11	\$5,570	\$5,570					\$540	\$64	\$39		\$250	\$4,445	\$232
FL	Brevard	Palm Bay	10/20/10	\$5,963	\$5,963					\$862	\$64	\$322	\$38		\$4,445	\$232
FL	Brevard	Rockledge	10/20/10	\$4,780	\$4,780						\$64	\$39			\$4,445	\$232
FL	Broward	Broward Co	11/6/11	\$10,494	\$10,494	\$3,556				\$894					\$6,044	
FL	Broward	Ft. Lauderdale	11/6/11	\$8,419	\$8,419					\$2,375					\$6,044	
FL	Charlotte	Charlotte Co	9/5/11	\$1,832	\$1,832	\$1,832										
FL	Citrus	Citrus Co	9/6/11	\$5,672	\$5,672	\$1,985				\$566	\$238	\$393	\$290	\$264	\$1,936	



Single-Family Unit (3-BR, 2,000 sf, on 10,000 sq. ft. lot at density of 4 UPA and value of \$200,000)																
State	County	Jurisdiction	Updated	Total	Non-Util	Roads	Water	Sewer	Drain	Parks	Library	Fire	Police	GenGov	Schools	Other
FL	Clay	Clay Co	5/6/11	\$7,034	\$7,034	road fee adopted/suspended 1/1/09 thru 6/30/12										
FL	Collier	Collier Co	3/1/11	\$24,378	\$17,953	\$6,133	\$3,205	\$3,220		\$3,386	\$317	\$1,202	\$270	\$777	\$5,377	\$492
FL	Columbia	Columbia Co	9/5/11	suspended fees through Jan. 1, 2010: moratorium extended one year to Jan. 1, 2011; 7/11/11 suspension extended indefinitely												
FL	Dade	Miami/Dade Co	11/6/11	\$9,679	\$9,679	\$3,553				\$2,789		\$386	\$503		\$2,448	
FL	Dade	Miami	11/6/11	\$14,100	\$14,100	\$3,553				\$6,818		\$704	\$164	\$413	\$2,448	
FL	DeSoto	DeSoto Co	9/30/08	suspended fees effective January 1, 2008												
FL	Flagler	Flagler Co	10/25/10	\$5,307	\$5,307	\$1,438				\$269					\$3,600	
FL	Flagler	Palm Coast	11/6/11	\$12,885	\$7,975	\$2,915	\$2,430	\$2,480		\$1,264		\$196			\$3,600	
FL	Gilchrist	Gilchrist Co	11/18/11	\$3,500	\$3,500	\$1,750								\$1,000	\$750	
FL	Glades	Glades Co	11/18/11	all fees suspended eff 11/24/2008 until 12/1/2010, then until 2/12/2013												
FL	Hardee	Hardee Co	1/31/11	all fees suspended indefinitely effective 1/1/2009												
FL	Hendry	Hendry Co	5/5/11	all fees suspended through December 31, 2011. Effective Jan 1, 2012, fees at 50% of stated amount in schedule.												
FL	Hernando	Hernando Co	11/17/11	all fees suspended for one year effective 11/17/2011												
FL	Highlands	Highlands Co	11/18/11	all fees suspended for 1 yr eff. 7/1/2009; 2 add'l 1-yr extensions until 7/1/2012												
FL	Hillsborough	Hillsborough Co	11/6/11	\$9,428	\$5,878	\$1,475	\$1,650	\$1,900		\$354		\$49			\$4,000	
FL	Hillsborough	Plant City	11/6/11	\$11,787	\$7,877	\$1,856	\$790	\$3,120		\$582	\$538	\$363	\$538		\$4,000	
FL	Hillsborough	Tampa	11/6/11	\$5,581	\$5,581	\$1,581									\$4,000	
FL	Indian River	Indian River Co	9/5/11	\$8,708	\$8,708	\$4,483				\$1,463	\$483	\$278	\$245		\$1,756	
FL	Lake	Lake Co	5/26/11	\$803	\$803	rd fees susp until 3/1/2012				\$222	\$191	\$390				
FL	Lake	Eustis	11/6/11	\$4,699	\$1,177		\$854	\$2,668		\$599	\$293	\$147	\$138			
FL	Lee	Lee Co	9/6/11	\$13,035	\$13,035	\$6,701				\$1,479		\$739			\$4,116	
FL	Lee	Bonita Springs	11/6/11	\$14,461	\$14,461	\$8,719				\$872		\$754			\$4,116	
FL	Lee	Cape Coral	11/6/11	\$14,921	\$9,785	\$3,347	\$3,361	\$1,775		\$1,115		\$610	\$597		\$4,116	
FL	Lee	Ft. Myers	11/6/11	\$15,390	\$11,401	\$6,701	\$2,023	\$1,966				\$584			\$4,116	
FL	Levy	Levy Co	11/6/11	\$2,066	\$2,066	\$1,046				\$150		\$53			\$817	
FL	Manatee	Manatee Co	10/1/11	\$6,249	\$6,249	\$3,946				\$1,427		\$304	\$572			
FL	Marion	Marion Co	5/26/11	\$4,254	\$4,254	road fee suspended until 12/31/2012					\$287				\$3,967	
FL	Martin	Martin Co	9/6/11	\$14,525	\$14,525	\$4,209				\$2,969	\$515	\$355	\$423	\$487	\$5,567	
FL	Monroe	Monroe Co	10/26/10	\$1,534	\$1,534	\$633				\$340	\$242	\$105	\$150			\$64
FL	Nassau	Nassau Co	9/6/11	\$3,726	\$3,726	all fees exc school susp until 12/31/2011									\$3,726	
FL	Okaloosa	Destin	11/6/11	\$2,087	\$2,087	\$1,425				\$479	\$160		\$23			
FL	Orange	Orange Co.	5/26/11	\$10,760	\$10,760	\$2,869				\$1,043		\$167	\$156		\$6,525	
FL	Orange	Ocoee	11/6/11	\$19,956	\$13,191	\$3,969	\$1,706	\$5,059		\$1,560		\$636	\$501		\$6,525	
FL	Orange	Orlando	11/6/11	\$11,993	\$9,456	\$2,781		\$2,537				\$150			\$6,525	
FL	Orange	Winter Garden	10/26/10	\$14,658	\$11,313	\$3,517	\$1,310	\$2,035		\$671		\$340	\$260		\$6,525	
FL	Osceola	Osceola Co	5/26/11	\$18,173	\$18,173	\$6,877				\$924		\$165			\$10,207	
FL	Palm Beach	Palm Beach Co	9/6/11	\$11,367	\$11,367	\$4,822				\$1,540	\$161	\$528	\$170	\$148	\$3,998	
FL	Palm Beach	Palm Beach Gardens	11/6/11	\$15,529	\$11,238	\$6,527				\$3,649	\$161	\$559	\$487	\$148	\$3,998	
FL	Pasco	Pasco Co	5/5/11	\$19,421	\$15,130	\$10,302	\$1,561	\$2,730		park/lib/fire susp til 1/1/2013					\$4,828	susp
FL	Pinellas	Pinellas Co	11/6/11	\$2,418	\$2,066	\$2,066	\$352									
FL	Polk	Polk Co	5/26/11	\$4,160	\$4,160	all fees exc school susp until 7/31/2012									\$4,160	
FL	Polk	Lakeland	11/6/11	\$12,702	\$12,702	\$4,895				\$2,707		\$349	\$591		\$4,160	
FL	Putnam	Putnam Co	9/7/11	all fees suspended for 2 yrs eff. 3/1/2009; in 2010, extended until 3/1/2013												
FL	Santa Rosa	Santa Rosa Co	9/6/11	all fees suspended for 2 yrs eff. 1/1/2008 (extended through 2010, then 2011)												
FL	St Johns	St. Johns Co	9/6/11	\$11,795	\$11,795	\$4,292				\$449		\$657	\$80	\$538	\$5,779	
FL	St Lucie	St. Lucie Co	9/6/11	\$12,870	\$12,870	\$4,452				\$1,443	\$205	\$525	\$194	\$317	\$5,734	
FL	Sarasota	Sarasota Co	9/6/11	\$12,035	\$7,284	\$2,887	\$2,720	\$2,031		\$2,348	\$380	\$339	\$195	\$339		\$796
FL	Sarasota	North Port	11/6/11	\$4,843	\$4,843	\$2,340				\$1,729	\$380	\$240	\$81	\$55		\$18
FL	Seminole	Seminole Co	9/6/11	\$6,251	\$6,251	\$1,025					\$54	\$172			\$5,000	

Single-Family Unit (3-BR, 2,000 sf, on 10,000 sq. ft. lot at density of 4 UPA and value of \$200,000)																		
State	County	Jurisdiction	Updated	Total	Non-Util	Roads	Water	Sewer	Drain	Parks	Library	Fire	Police	GenGov	Schools	Other		
FL	Seminole	Altamonte Springs	11/6/11	\$6,747	\$6,747	\$996				\$302	\$91	\$172	\$186		\$5,000			
FL	Seminole	Winter Springs	11/6/11	\$10,823	\$10,823	\$3,167				\$1,200		\$700	\$356	\$400	\$5,000			
FL	Sumter	Sumter Co	9/6/11	\$2,997	\$2,997	\$2,600						\$397						
FL	Volusia	Volusia Co	9/6/11	\$6,065	\$6,065										\$6,065			
FL	Volusia	Daytona Beach	11/17/11	\$8,776	\$7,543			\$1,233		\$1,478					\$6,065			
FL	Volusia	Deland	11/17/11	\$6,065	\$6,065		all City fees suspended two years from 10/1/2011-9/30/2013)										\$6,065	
FL	Volusia	Deltona	11/17/11	\$13,470	\$8,665	\$1,044	\$1,429	\$3,376		\$1,556					\$6,065			
FL	Volusia	Ormond Beach	11/7/11	\$10,721	\$6,771	\$90	\$2,000	\$1,950	\$69	\$547					\$6,065			
FL	Volusia	Port Orange	11/7/11	\$11,857	\$8,762	\$902	\$1,555	\$1,540		\$1,525		\$270			\$6,065			
GA	Cherokee	Canton	11/13/11	\$3,293	\$3,293	\$1,760				\$1,054		\$385	\$94					
GA	Cherokee	Cherokee Co	11/13/11	\$195	\$195	\$59				\$28	\$28	\$54	\$26					
GA	Effingham	Effingham Co	11/13/11	\$6,100	\$1,500	\$988	\$2,000	\$2,600		\$320			\$192					
GA	Forsyth	Forsyth Co	11/13/11	\$1,030	\$1,030					\$686	\$116	\$228						
GA	Fulton	Alpharetta	11/13/11	\$1,940	\$1,940	\$1,131				\$545		\$264						
GA	Fulton	Atlanta	11/13/11	\$1,544	\$1,544	\$987				\$410		\$114	\$33					
GA	Fulton	Roswell	11/13/11	\$1,998	\$1,998	\$162				\$1,303		\$533						
GA	Hall	Hall Co	11/13/11	\$1,242	\$1,242											\$1,242		
GA	Henry	Henry Co	11/13/11	\$1,662	\$1,662											\$1,662		
GA	Henry	McDonough	11/13/11	\$1,105	\$1,105											\$1,105		
HI	Honolulu	Honolulu	11/13/11	\$1,836	\$1,836	\$1,836												
ID	Ada	Boise	11/13/11	\$6,019	\$6,019	\$3,998				\$1,355		\$515	\$151					
ID	Kootenai	Post Falls	11/13/11	\$11,265	\$3,442	\$891	\$2,129	\$5,694		\$2,166			\$357			\$28		
IL	DeKalb	DeKalb (city)	11/13/11	\$4,622	\$4,622					\$3,435					\$1,187			
IL	DuPage	DuPage County	11/13/11	\$624	\$624	\$624												
IL	Kane	Kane County	11/13/11	\$1,948	\$1,948	\$1,948												
IN	Hamilton	Fishers	11/13/11	\$5,745	\$3,345	\$2,275		\$2,400		\$1,070								
IN	Hamilton	Noblesville	11/13/11	\$2,189	\$2,189	\$1,053				\$1,136								
KS	Johnson	Lenexa	11/13/11	\$4,017	\$4,017	\$2,532			\$977	\$433						\$75		
KS	Johnson	Olathe	11/13/11	\$10,992	\$2,902	\$2,382	\$4,030	\$4,060		\$520								
KS	Johnson	Overland Park	11/13/11	\$2,341	\$2,341	\$2,341												
LA	E Baton Rouge	Baton Rouge	11/13/11	\$2,910	\$760	\$760		\$2,150										
LA	St Tammany	St Tammany Parish	11/13/11	\$3,077	\$3,077	\$1,468			\$1,609									
MD	Anne Arundel	Anne Arundel Co	11/13/11	\$23,802	\$11,002	\$3,793	\$5,500	\$7,300					\$253		\$6,956			
MD	Calvert	Calvert Co	11/13/11	\$21,350	\$12,950	\$3,500	\$3,000	\$5,400		\$1,300					\$7,800	\$350		
MD	Carroll	Carroll Co	11/13/11	\$6,836	\$6,836					\$533					\$6,303			
MD	Charles	Charles Co	11/13/11	\$22,123	\$12,097		\$3,845	\$6,181							\$12,097			
MD	Frederick	Frederick Co	11/13/11	\$26,577	\$15,185		\$4,755	\$6,637			\$759				\$14,426			
MD	Harford	Harford Co	11/13/11	\$6,000	\$6,000										\$6,000			
MD	Howard	Howard Co	11/13/11	\$2,080	\$2,080	\$2,080												
MD	Montgomery	Montgomery Co	11/13/11	\$38,421	\$33,331	\$11,411	\$2,240	\$2,850							\$21,920			
MD	Queen Anne's	Queen Anne's Co	11/13/11	\$8,500	\$8,500					\$760		\$800			\$6,940			
MD	St. Mary's	St. Mary's Co	11/13/11	\$4,500	\$4,500	\$450				\$675					\$3,375			
MO	Clay/Jackson	Kansas City	11/13/11	\$711	\$711	\$711												
MO	Jackson	Lee's Summit	11/13/11	\$1,041	\$1,041	\$1,041												
MT	Gallatin	Bozeman	11/13/11	\$11,515	\$4,406	\$3,554	\$3,756	\$3,353				\$852						

Single-Family Unit (3-BR, 2,000 sf, on 10,000 sq. ft. lot at density of 4 UPA and value of \$200,000)																
State	County	Jurisdiction	Updated	Total	Non-Util	Roads	Water	Sewer	Drain	Parks	Library	Fire	Police	GenGov	Schools	Other
NC	Chatham	Chatham Co.	10/28/10	\$6,948	\$3,448		\$3,500			\$548					\$2,900	
NC	Durham	Durham	11/13/11	\$6,054	\$3,615	\$968	\$1,524	\$915		\$647					\$2,000	
NC	Orange	Orange Co.	11/13/11	\$10,080	\$4,686		\$1,895	\$3,499							\$4,686	
NC	Wake	Cary	11/13/11	\$5,681	\$1,243	\$1,243	\$1,471	\$2,967								
NC	Wake	Raleigh	11/13/11	\$3,477	\$2,658	\$1,531	\$410	\$410		\$1,127						
NE	Lancaster	Lincoln	11/13/11	\$4,685	\$2,800	\$2,466	\$1,261	\$624		\$334						
NH	Hillsborough	Manchester	11/13/11	\$2,923	\$2,923							\$190			\$2,733	
NH	Merrimack	Concord	11/13/11	\$4,826	\$4,826	\$1,886				\$940					\$2,000	
NH	Rockingham	Salem	11/13/11	\$5,532	\$5,532											
NH	Rockingham	Fremont	11/13/11	\$3,761	\$3,761										\$3,761	
NM	Bernalillo	Albuquerque	8/15/11	\$8,249	\$3,893	\$1,831	\$2,489	\$1,867	\$645	\$1,210			\$207			
NM	Bernalillo	Bernalillo Co	8/15/11	\$4,162	\$4,162	\$1,309			\$1,334	\$1,048		\$353				\$117
NM	Dona Ana	Las Cruces	8/15/11	\$3,820	\$800		\$1,855	\$1,165		\$800						
NM	Lincoln	Ruidoso	8/15/11	\$5,895			\$3,839	\$2,056								
NM	Sandoval	Rio Rancho	8/15/11	\$14,347	\$8,785	\$2,691	\$3,264	\$2,298	\$4,465	\$1,258		\$339				\$32
NM	Santa Fe	Santa Fe	8/15/11	\$6,246	\$3,498	\$2,100	\$2,013	\$735		\$1,214		\$136	\$48			
NM	Santa Fe	Santa Fe County	8/15/11	\$550	\$550							\$550				
NM	Valencia	Los Lunas	8/15/11	\$3,227	\$850		\$898	\$1,479		\$850						
NV	Churchill	Churchill County	11/13/11	\$4,200	\$4,200	\$2,300				\$1,000					\$900	
NV	Clark	Las Vegas	11/13/11	\$4,679	\$1,841	\$995		\$2,838		\$720						\$126
NV	Clark	Mesquite	11/13/11	\$1,237	\$1,237	\$1,111										\$126
NV	Placer	Truckee	12/15/09	\$10,613	\$10,613	\$2,381				\$6,452		\$1,780				
NV	Washoe	Reno	11/13/11	\$5,177	\$5,177	\$4,177				\$1,000						
OH	Butler	Middletown	12/13/09	\$500	\$500					\$500						
OH	Delaware	Delaware (city)	11/18/11	\$13,103	\$2,068		\$5,650	\$5,385		\$1,226		\$314	\$162	\$366		
OH	Warren	Hamilton Township	11/18/11	\$6,153	\$6,153	\$3,964				\$1,648		\$335	\$206			
OK	Cleveland	Moore	11/18/11	\$1,347	\$647	\$647		\$700								
OR	Clackamas	Clackamas Co.	11/18/11	\$20,844	\$14,039	\$5,621	\$205	\$6,600		\$6,418					\$2,000	
OR	Clackamas	West Linn	11/18/11	\$26,421	\$16,400	\$6,186	\$7,166	\$2,855	\$994	\$8,712						\$508
OR	Deschutes	Bend	11/18/11	\$15,884	\$8,524	\$4,500	\$4,520	\$2,840		\$4,024						
OR	Josephine	Grants Pass	11/18/11	\$10,876	\$5,758	\$3,091	\$2,663	\$2,455	\$422	\$2,245						
OR	Lane	Eugene	11/18/11	\$8,080	\$6,046	\$1,732		\$2,034	\$557	\$3,757						
OR	Lane	Springfield	11/18/11	\$9,266	\$4,293	\$2,308		\$4,973	\$1,985							
OR	Marion	Salem	11/18/11	\$13,304	\$6,080	\$1,953	\$4,291	\$2,933	\$481	\$3,646						
OR	Marion	Silverton	10/29/10	\$18,398	\$9,763	\$4,145	\$4,130	\$4,505	\$1,462	\$4,156						
OR	Multnomah	Portland	11/18/11	\$17,410	\$11,343	\$2,746	\$1,732	\$4,335	\$783	\$7,814						
OR	Washington	Tigard	11/18/11	\$14,534	\$10,713	\$6,665	\$3,821			\$4,048						
OR	Washington	Washington Co	11/18/11	\$11,665	\$7,165	\$6,665		\$4,500	\$500							
PA	Montgomery	Towamencin Twp	11/18/11	\$2,220	\$2,220	\$2,220		\$1,711	\$1,610	\$1,000						\$250
SC	Beaufort	Beaufort Co	11/18/11	\$2,811	\$2,811	\$1,126				\$627	\$553	\$505				
SC	Beaufort	Hilton Head	11/18/11	\$8,562	\$3,122	\$1,942	\$2,400	\$3,040		\$627	\$553					
SC	Berkeley	Mt. Pleasant	11/18/11	\$8,360	\$1,860	\$958	\$2,000	\$4,500		\$358		\$231	\$69			\$244

Single-Family Unit (3-BR, 2,000 sf, on 10,000 sq. ft. lot at density of 4 UPA and value of \$200,000)																	
State	County	Jurisdiction	Updated	Total	Non-Util	Roads	Water	Sewer	Drain	Parks	Library	Fire	Police	GenGov	Schools	Other	
TN	Rutherford	La Vergne	10/29/10	\$5,045	\$2,695	\$884	\$500	\$1,850		\$311						\$1,500	
TN	Rutherford	Smyrna	11/18/11	\$4,069	\$4,069	\$1,719				\$611		\$239				\$1,500	
TN	Sumner	Portland	11/18/11	\$3,065	\$3,065					\$1,228					\$1,400	\$437	
TN	Sumner	White House	11/18/11	\$2,645	\$2,645	\$381				\$396		\$186	\$282		\$1,400		
TN	Williamson	Franklin	11/18/11	\$12,113	\$6,480	\$2,700	\$2,089	\$3,544								\$3,780	
TN	Williamson	Nolensville	11/18/11	\$6,912	\$6,912	\$2,912										\$4,000	
TX	Brazos	College Station	11/1/10	\$3,149	\$2,021		\$770	\$358		\$2,021							
TX	Collin	Allen	11/18/11	\$2,350	\$650	\$650	\$1,200	\$500									
TX	Collin	McKinney	11/18/11	\$4,932	\$3,099	\$3,099	\$1,628	\$205									
TX	Denton	Denton	11/18/11	\$5,430			\$3,700	\$1,730									
TX	Tarrant	Arlington	11/18/11	\$2,767	\$1,907	\$670	\$480	\$380		\$1,237							
TX	Tarrant	Colleyville	11/18/11	\$5,321	\$2,187	\$2,187	\$2,491	\$643									
TX	Tarrant	Ft. Worth	11/18/11	\$3,052		\$2,000	\$867	\$185									
TX	Williamson	Georgetown	11/18/11	\$2,785			\$1,530	\$1,255									
UT	Cache	Logan	11/18/11	\$2,451	\$1,258	\$669	\$258	\$935	\$77			\$118	\$34			\$360	
UT	Davis	Layton	11/18/11	\$7,612	\$7,012	\$2,399	\$600		\$2,239	\$1,873		\$501					
UT	Salt Lake	Draper	11/18/11	\$8,841	\$7,428	\$1,749	\$1,413		\$1,161	\$3,990		\$310	\$218				
UT	Salt Lake	Salt Lake City	11/18/11	\$1,618	\$1,618					\$681		\$485	\$452				
UT	Salt Lake	Sandy City	11/18/11	\$6,214	\$4,685		\$1,529		\$1,133	\$3,316		\$165	\$71				
UT	Salt Lake	West Jordan City	11/18/11	\$12,178	\$5,403	\$1,891	\$3,944	\$2,831	\$1,527	\$1,633		\$247	\$105				
UT	Salt Lake	West Valley City	11/18/11	\$3,216	\$3,216	\$846			\$181	\$2,032		\$91	\$66				
UT	Tooele	Tooele	11/18/11	\$9,825	\$3,990	\$1,515	\$4,320	\$1,515		\$2,125						\$350	
UT	Utah	Payson	11/18/11	\$7,415	\$3,205		\$1,620	\$2,590		\$2,800			\$405				
UT	Utah	Provo	11/18/11	\$6,954	\$4,964	\$986	\$760	\$1,230	\$890	\$3,088							
VA	Loudoun	Leesburg	11/18/11	\$11,975			\$4,683	\$7,292									
VA	Stafford	Stafford Co	11/18/11	\$12,003	\$1,603	\$1,603	\$6,900	\$3,500									
VT	Chittenden	Burlington	11/18/11	\$4,780	\$4,780	\$358				\$1,368	\$848	\$410	\$82			\$1,714	
VT	Chittenden	Williston	11/18/11	\$11,857	\$11,857	\$303				\$840						\$10,714	
WA	Clark	Vancouver	11/18/11	\$11,777	\$9,477	\$1,778	\$2,300			\$2,084						\$5,615	
WA	Cowlitz	Woodland	11/18/11	\$12,446	\$5,396		\$2,800	\$4,250		\$1,116		\$1,530				\$2,750	
WA	King	King Co	11/18/11	\$7,305	\$7,305	\$1,511										\$5,794	
WA	King	Bellevue	12/19/09	\$415	\$415	\$415											
WA	King	Bothell	11/18/11	\$10,534	\$5,979	\$4,634	\$2,982	\$1,573		\$1,345							
WA	King	Issaquah	11/18/11	\$13,237	\$13,237	\$1,647				\$6,817		\$668	\$167	\$130		\$3,808	
WA	King	Kirkland	11/18/11	\$23,465	\$11,276	\$3,825	\$9,133	\$3,056	\$481	\$3,845						\$3,125	
WA	Kitsap	Kitsap Co	11/2/10	\$2,324	\$2,324	\$612				\$578						\$1,133	
WA	Pierce	Pierce Co	11/18/11	\$5,119	\$5,119	\$1,759				\$355						\$3,005	
WA	Skagit	Anacortes	11/18/11	\$14,308	\$4,003	\$900	\$3,018	\$7,287	\$2,488	\$615							
WA	Skagit	Burlington	11/18/11	\$13,811	\$10,681	\$3,669		\$3,130	\$441	\$625		\$150				\$5,796	
WA	Snohomish	Snohomish Co	11/18/11	\$6,245	\$6,245	\$2,369				\$544						\$3,332	
WA	Thurston	Olympia	11/18/11	\$8,800	\$8,800	\$3,200				\$4,941						\$659	
WA	Thurston	Tumwater	11/18/11	\$11,479	\$7,174	\$1,083		\$4,305		\$3,727		\$203				\$2,162	
WA	Whatcom	Bellingham	11/18/11	\$22,770	\$9,286	\$1,946	\$5,847	\$7,637	\$678	\$4,808						\$1,854	
WV	Jefferson	Jefferson Co	11/18/11	\$13,070	\$13,070					\$752		\$698	\$262			\$11,358	
WI	Dane	Fitchburg	11/18/11	\$5,050	\$5,050					\$5,050							
WI	Jefferson	Oconomowoc	11/18/11	\$6,120	\$1,814	\$103	\$877	\$3,429		\$1,310		\$218	\$183				
WI	Ozaukee	Cedarburg	11/18/11	\$6,257	\$4,174		\$1,475	\$608		\$2,514	\$757		\$903				
WI	St Croix	Hudson	11/18/11	\$2,839	\$1,297		\$1,177	\$365	\$785		\$512						

Single-Family Unit (3-BR, 2,000 sf, on 10,000 sq. ft. lot at density of 4 UPA and value of \$200,000)																
Summary		Total	Non-Util	Roads	Water	Sewer	Drain	Parks	Library	Fire	Police	GenGov	Schools	Other		
	National Average	\$11,908	\$8,422	\$3,228	\$3,838	\$3,692	\$1,423	\$3,089	\$431	\$523	\$393	\$1,538	\$4,646	\$2,412		
	Sample Size	274	267	214	130	138	62	195	62	122	95	62	109	59		
	National Avg w/o CA	\$8,689	\$5,940	\$2,548	\$3,142	\$3,050	\$1,092	\$1,955	\$374	\$448	\$313	\$518	\$4,475	\$822		
	Sample Size w/o CA	237	230	177	109	113	38	163	52	106	80	42	92	42		
<b>State Average Fees (sample size)</b>																
AR	4	\$2,287	\$955	\$1,039	\$1,171	\$995	n/a	\$725	n/a	\$390	\$162	n/a	n/a	n/a		
AZ	30	\$12,013	\$6,431	\$2,640	\$4,218	\$3,978	\$648	\$2,408	\$440	\$645	\$470	\$629	n/a	\$739		
CA	37	\$32,531	\$23,849	\$6,486	\$7,448	\$6,593	\$1,946	\$8,868	\$725	\$1,024	\$818	\$3,679	\$5,573	\$6,338		
CO	17	\$11,099	\$6,859	\$2,473	\$6,695	\$2,887	\$1,197	\$3,792	\$701	\$644	\$356	\$548	\$1,324	\$1,583		
DE	1	\$9,321	\$1,157	n/a	n/a	\$8,164	n/a	\$328	\$138	\$517	\$62	\$112	n/a	n/a		
FL	59	\$9,093	\$7,862	\$3,423	\$1,794	\$2,476	\$69	\$1,384	\$225	\$356	\$288	\$395	\$4,712	\$281		
GA	10	\$2,011	\$1,551	\$848	\$2,000	\$2,600	n/a	\$621	\$72	\$263	\$86	n/a	n/a	\$1,336		
HI	1	\$1,836	\$1,836	\$1,836	n/a	n/a	n/a	n/a	n/a	n/a	n/a	n/a	n/a	n/a		
ID	2	\$8,642	\$4,731	\$2,445	\$2,129	\$5,694	n/a	\$1,761	n/a	\$515	\$254	n/a	n/a	\$28		
IL	3	\$2,398	\$2,398	\$1,286	n/a	n/a	n/a	\$3,435	n/a	n/a	n/a	n/a	\$1,187	n/a		
IN	2	\$3,967	\$2,767	\$1,664	n/a	\$2,400	n/a	\$1,103	n/a	n/a	n/a	n/a	n/a	n/a		
KS	3	\$5,783	\$3,087	\$2,418	\$4,030	\$4,060	\$977	\$477	n/a	n/a	n/a	n/a	n/a	\$75		
LA	2	\$2,994	\$1,919	\$1,114	n/a	\$2,150	\$1,609	n/a	n/a	n/a	n/a	n/a	n/a	n/a		
MD	10	\$16,019	\$11,248	\$4,247	\$3,868	\$5,674	n/a	\$817	\$759	\$800	\$253	n/a	\$9,535	\$350		
MO	2	\$876	\$876	\$876	n/a	n/a	n/a	n/a	n/a	n/a	n/a	n/a	n/a	n/a		
MT	1	\$11,515	\$4,406	\$3,554	\$3,756	\$3,353	n/a	n/a	n/a	\$852	n/a	n/a	n/a	n/a		
NC	5	\$6,448	\$3,130	\$1,247	\$1,760	\$1,948	n/a	\$774	n/a	n/a	n/a	n/a	\$3,195	n/a		
NE	1	\$4,685	\$2,800	\$2,466	\$1,261	\$624	n/a	\$334	n/a	n/a	n/a	n/a	n/a	n/a		
NH	4	\$4,261	\$4,261	\$1,886	n/a	n/a	n/a	\$940	n/a	\$190	n/a	n/a	\$2,831	n/a		
NM	8	\$5,812	\$3,220	\$1,983	\$2,393	\$1,600	\$2,148	\$1,063	n/a	\$345	\$128	n/a	n/a	\$75		
NV	5	\$5,181	\$4,614	\$2,193	n/a	\$2,838	n/a	\$2,293	n/a	\$1,780	n/a	n/a	\$900	\$126		
OH	3	\$6,585	\$2,907	\$3,964	\$5,650	\$5,385	n/a	\$1,125	n/a	\$325	\$184	\$366	n/a	n/a		
OK	1	\$1,347	\$647	\$647	n/a	\$700	n/a	n/a	n/a	n/a	n/a	n/a	n/a	n/a		
OR	11	\$15,153	\$9,102	\$4,147	\$3,566	\$3,803	\$898	\$4,980	n/a	n/a	n/a	n/a	\$2,000	\$508		
PA	1	\$2,220	\$2,220	\$2,220	n/a	\$1,711	\$1,610	\$1,000	n/a	n/a	n/a	n/a	n/a	\$250		
SC	3	\$6,578	\$2,598	\$1,342	\$2,200	\$3,770	n/a	\$537	\$553	\$368	\$69	n/a	n/a	\$244		
TN	6	\$5,642	\$4,311	\$1,719	\$1,295	\$2,697	n/a	\$637	n/a	\$213	\$282	n/a	\$1,400	\$2,243		
TX	8	\$3,723	\$1,973	\$1,721	\$1,583	\$657	n/a	\$1,629	n/a	n/a	n/a	n/a	n/a	n/a		
UT	10	\$6,632	\$4,278	\$1,436	\$1,806	\$1,820	\$1,030	\$2,393	n/a	\$274	\$213	n/a	n/a	\$360		
VA	2	\$11,989	\$1,603	\$1,603	\$5,792	\$5,396	n/a	n/a	n/a	n/a	n/a	n/a	n/a	n/a		
VT	2	\$8,318	\$8,318	\$331	n/a	n/a	n/a	\$1,104	\$848	\$410	\$82	n/a	\$6,214	n/a		
WA	15	\$10,936	\$7,115	\$2,096	\$4,347	\$4,463	\$1,022	\$2,415	n/a	\$638	\$167	\$130	\$3,253	n/a		
WV	1	\$13,070	\$13,070	n/a	n/a	n/a	n/a	\$752	n/a	\$698	\$262	n/a	\$11,358	n/a		
WI	4	\$5,067	\$3,084	\$103	\$1,176	\$1,467	\$785	\$2,958	\$635	\$218	\$543	n/a	n/a	n/a		

Multi-Family Unit (2 bedroom, 1,000 sq. ft. unit, density of 12 UPA; \$100,000 value; 7-2" meters (2 for irrigation) for 240 unit complex)															
State	County	Jurisdiction	Total	Non-Util	Roads	Water	Sewer	Drain	Parks	Library	Fire	Police	GenGov	Schools	Other
AR	Benton	Bentonville	\$1,122	\$938		\$116	\$68		\$568		\$370				
AR	Benton	Lowell	\$1,173	\$373			\$800				\$373				
AR	Faulkner	Conway	\$1,218	\$1,218	\$771				\$447						
AR	Washington	Fayetteville	\$1,623	\$312		\$693	\$618				\$150	\$162			
AZ	Cochise	Sierra Vista	\$3,345	\$3,345	\$1,021				\$1,304	\$400	\$287	\$333			
AZ	Gila	Sedona	\$8,930	\$8,930	\$1,362		\$1,071	\$251	\$5,752			\$268	\$226		
AZ	Maricopa	Avondale	\$7,308	\$5,167	\$1,137	\$1,225	\$916		\$1,970	\$273	\$785	\$271	\$731		
AZ	Maricopa	Buckeye	\$4,290	\$3,804	\$166	\$269	\$217		\$1,441	\$404	\$889	\$382	\$522		
AZ	Maricopa	Chandler	\$12,263	\$7,417	\$2,446	\$2,356	\$2,490		\$3,873	\$192	\$442	\$221	\$243		
AZ	Maricopa	Fountain Hills	\$4,588	\$4,588	\$765				\$2,192	\$163	\$99	\$441	\$928		
AZ	Maricopa	Gilbert	\$12,854	\$6,560	\$297	\$2,767	\$3,527		\$3,911		\$1,100	\$643	\$609		
AZ	Maricopa	Glendale	\$5,185	\$3,898	\$591	\$1,030	\$257		\$1,555	\$455	\$307	\$297	\$635		\$58
AZ	Maricopa	Goodyear	\$6,505	\$5,274	\$648	\$830	\$401		\$986	\$392	\$1,352	\$579	\$976		\$341
AZ	Maricopa	Mesa	\$5,291	\$2,510		\$1,265	\$1,516	\$195	\$802	\$332	\$230	\$388	\$377		\$186
AZ	Maricopa	Peoria	\$9,864	\$9,099	\$5,730	\$571	\$194		\$1,802	\$190	\$470	\$311	\$390		\$206
AZ	Maricopa	Phoenix	\$6,163	\$2,951	\$449	\$2,438	\$774		\$1,876	\$169	\$270	\$153	\$34		
AZ	Maricopa	Scottsdale	\$5,667	\$302		\$2,754	\$2,611	\$302							
AZ	Maricopa	Surprise	\$6,891	\$6,137	\$2,601	\$513	\$241		\$1,563	\$345	\$522	\$275	\$489		\$342
AZ	Maricopa	Tempe	\$1,185			\$711	\$475								
AZ	Mojave	Bullhead City	\$598			\$598									
AZ	Navajo	Show Low	\$3,785	\$1,458	\$874	\$180	\$2,147		\$441	\$143					
AZ	Pima	Pima County	\$6,252	\$5,400	\$3,900		\$852		\$1,500						
AZ	Pima	Marana	\$8,757	\$8,213	\$5,529	\$544			\$2,684						
AZ	Pima	Oro Valley	\$7,419	\$3,799	\$1,331	\$3,620			\$1,550	\$399		\$295	\$224		
AZ	Pima	Tucson	\$4,656	\$4,240	\$2,150	\$416			\$860		\$360	\$499	\$371		
AZ	Pinal	Apache Junction	\$7,190	\$7,190	\$4,440				\$1,555	\$622		\$254	\$319		
AZ	Pinal	Casa Grande	\$6,206	\$5,764	\$2,311		\$442				\$426	\$228	\$561		\$2,238
AZ	Pinal	Eloy	\$1,773	\$1,405		\$237	\$131		\$391	\$109		\$260	\$645		
AZ	Pinal	Florence	\$4,745	\$3,527	\$410	\$648	\$570		\$617	\$293	\$804	\$672	\$607		\$124
AZ	Pinal	Queen Creek	\$7,736	\$7,191	\$478		\$545		\$3,762	\$901	\$456	\$436	\$1,158		
AZ	Yavapai	Yavapai County	\$3,400	\$3,400	\$3,400										
AZ	Yavapai	Chino Valley	\$4,091	\$3,130	\$1,620	\$134	\$827		\$546	\$148	\$358	\$303	\$155		
AZ	Yavapai	Prescott	\$6,294	\$3,227	\$469	\$2,521	\$546		\$1,116	\$253	\$525	\$589	\$275		
AZ	Yuma	Yuma	\$6,351	\$4,446	\$1,512	\$809	\$1,096		\$1,395		\$193	\$442	\$306		\$598
CA	Alameda	Fremont	\$42,667	\$42,667	\$3,009				\$21,329		\$283		\$2,446		\$15,600
CA	Alameda	Hayward	\$20,906	\$13,113	\$960	\$1,336	\$6,457		\$9,653					\$2,050	\$450
CA	Alameda	Livermore	\$26,269	\$21,755	\$6,702	\$851	\$3,663	\$560	\$10,225				\$1,298	\$2,970	
CA	Alameda	San Leandro	\$21,418	\$18,358	\$1,163		\$3,060		\$12,433					\$3,520	\$1,242
CA	Contra Costa	Orinda	\$12,685	\$12,685	\$3,661			\$2,420	\$6,604						
CA	El Dorado	El Dorado Co	\$29,354	\$29,354	\$16,934				\$8,103		\$1,160			\$3,157	
CA	Fresno	Clovis	\$14,035	\$11,652	\$6,867	\$1,022	\$1,361		\$3,501		\$661	\$100			\$523
CA	Kern	Bakersfield	\$13,587	\$11,042	\$6,213		\$2,545		\$1,680					\$2,970	\$179
CA	Los Angeles	Lancaster	\$12,362	\$12,362	\$2,648			\$4,659	\$3,284		\$876		\$119	\$400	\$377
CA	Los Angeles	Long Beach	\$10,543	\$10,543	\$1,125				\$3,563		\$378	\$537		\$4,940	
CA	Monterey	Salinas	\$8,818	\$4,846	\$2,068		\$3,972	\$936	\$1,606						\$236
CA	Napa	St. Helena	\$18,170	\$11,390	\$2,750	\$2,740	\$4,040	\$20				\$1,220	\$2,660	\$2,240	\$2,500
CA	Orange	Brea	\$12,389	\$9,138	\$2,756	\$3,251			\$5,611		\$731	\$40			
CA	Placer	Rocklin	\$10,443	\$10,443	\$4,100			\$116	\$2,368				\$3,859		
CA	Sacramento	Citrus Heights	\$6,060	\$4,818	\$2,013		\$1,242		\$665					\$2,140	
CA	Sacramento	Elk Grove	\$19,087	\$13,059	\$5,466	\$3,536	\$2,492		\$3,063	\$475	\$1,120	\$287	\$421		\$2,227

Multi-Family Unit (2 bedroom, 1,000 sq. ft. unit, density of 12 UPA; \$100,000 value; 7-2" meters (2 for irrigation) for 240 unit complex)																
State	County	Jurisdiction	Total	Non-Util	Roads	Water	Sewer	Drain	Parks	Library	Fire	Police	GenGov	Schools	Other	
CA	Sacramento	Sacramento	\$23,170	\$17,279	\$5,895	\$303	\$5,588	\$1,020	\$4,396					\$2,790	\$3,178	
CA	San Bernardino	Highland	\$15,406	\$15,406	\$8,372			\$327	\$3,348	\$825	\$242	\$332	\$1,960			
CA	San Bernardino	Redlands	\$9,608	\$9,608	\$1,747			\$343	\$3,151	\$538	\$700	\$1,270	\$1,859			
CA	San Bernardino	Rialto	\$10,706	\$6,543	\$1,958	\$793	\$3,370	\$769	\$2,116	\$52	\$413	\$988	\$247			
CA	San Diego	Carlsbad	\$19,044	\$17,183	\$1,940	\$1,344	\$517	\$416	\$5,025				\$3,500	\$3,150	\$3,152	
CA	San Diego	Escondido	\$21,872	\$12,081	\$2,633	\$4,166	\$5,625	\$428	\$4,129				\$4,533		\$358	
CA	San Diego	San Diego	\$24,161	\$16,334	\$1,979	\$3,703	\$4,124							\$2,630	\$11,725	
CA	San Joaquin	Lodi	\$24,404	\$16,640	\$4,038	\$1,624	\$6,140	\$1,702	\$7,196		\$772	\$863	\$2,069			
CA	San Joaquin	Ripon	\$39,156	\$30,951	\$5,318	\$6,321	\$1,884	\$874	\$9,217	\$410	\$1,749	\$1,386	\$3,135	\$3,850	\$5,012	
CA	San Luis Obispo	Paso Robles	\$26,342	\$18,900	\$5,783	\$2,312	\$5,131	\$972	\$4,111	\$989	\$756	\$85	\$3,574	\$2,630		
CA	San Luis Obispo	San Luis Obispo	\$24,463	\$7,978	\$2,978	\$13,275	\$3,210								\$5,000	
CA	Santa Barbara	Carpinteria	\$25,505	\$25,505	\$8,588			\$840	\$12,260				\$1,267	\$2,050	\$500	
CA	Santa Barbara	Santa Maria	\$17,398	\$11,249	\$4,511	\$2,731	\$3,418		\$5,379	\$412	\$411	\$368	\$168			
CA	Santa Clara	Gilroy	\$36,847	\$27,948	\$9,572	\$2,118	\$6,781	\$90					\$18,286			
CA	Santa Clara	Palo Alto	\$44,290	\$42,253	\$1,852	\$788	\$1,250		\$39,838	\$563						
CA	Santa Cruz	Santa Cruz Co	\$4,260	\$4,260	\$2,100			\$2,160								
CA	Santa Cruz	Scotts Valley	\$16,132	\$11,692	\$2,881		\$4,440	\$155	\$6,713	\$722		\$852	\$369			
CA	Shasta	Redding	\$10,603	\$7,842	\$3,593	\$1,607	\$1,153	\$438	\$3,115		\$696					
CA	Solano	Vacaville	\$31,702	\$21,656	\$5,421	\$2,987	\$7,059	\$1,738	\$2,894		\$105	\$595	\$418	\$2,050	\$8,435	
CA	Sonoma	Windsor	\$28,589	\$18,025	\$6,211	\$1,055	\$9,509	\$2,888	\$5,887				\$3,039			
CA	Yolo	Davis	\$14,873	\$14,873	\$4,942			\$85	\$4,486			\$757	\$1,823	\$2,780		
CO	Adams	Adams Co	\$983	\$983	\$983											
CO	Adams	Commerce City	\$2,172	\$2,172	\$726			\$174	\$1,134					\$138		
CO	Boulder	Boulder	\$20,543	\$9,650	\$1,528	\$8,530	\$2,363	\$2,340	\$3,165	\$354	\$265	\$228	\$330	\$1,210	\$230	
CO	Eagle	Eagle Co	\$3,893	\$3,893	\$3,034						\$859					
CO	Eagle	Basalt	\$3,910	\$1,750	\$750	\$2,160									\$1,000	
CO	El Paso	Colorado Springs	\$8,730	\$2,222		\$5,295	\$1,213	\$590	\$1,264					\$368		
CO	Fremont	Canon City	\$304	\$304							\$304					
CO	Jefferson	Jefferson Co	\$2,725	\$2,725	\$2,725											
CO	La Plata	Durango	\$8,995	\$1,893	\$1,298	\$5,582	\$1,520		\$300					\$295		
CO	Larimer	Larimer Co	\$3,846	\$3,846	\$2,104				\$819					\$923		
CO	Larimer	Loveland	\$18,571	\$13,451	\$1,508	\$3,370	\$1,750	\$250	\$5,898	\$1,132	\$678	\$881	\$968	\$946	\$1,190	
CO	Larimer	Ft. Collins	\$12,734	\$8,774	\$1,929	\$1,470	\$2,490	\$263	\$2,529	\$400	\$144	\$98	\$181	\$923	\$2,307	
CO	Mesa	Mesa Co	\$2,259	\$2,259	\$1,189				\$150					\$920		
CO	Pitkin	Pitkin Co	\$14,954	\$14,954	\$4,760				\$8,858					\$340	\$996	
CO	Weld	Weld Co	\$2,252	\$2,252	\$1,377			\$300						\$575		
CO	Weld	Windsor	\$8,696	\$6,977	\$1,483	\$1,234	\$485	\$467	\$5,027							
CO	Weld	Greeley	\$3,790	\$3,790	\$1,082			\$202	\$2,221		\$192	\$93				
DE	New Castle	New Castle Co	\$6,025	\$762			\$5,263		\$225	\$95	\$322	\$43	\$77			
FL	Alachua	Alachua Co	\$2,888	\$2,888	\$2,686				\$126		\$76					
FL	Brevard	Brevard Co	\$3,046	\$3,046						\$38	\$53			\$2,794	\$161	
FL	Brevard	Cocoa	\$4,449	\$3,049		\$1,400				\$38	\$34			\$2,794	\$183	
FL	Brevard	Melbourne	\$3,722	\$3,722					\$450	\$38	\$34		\$223	\$2,794	\$183	
FL	Brevard	Palm Bay	\$3,800	\$3,800					\$524	\$38	\$233	\$28		\$2,794	\$183	
FL	Brevard	Rockledge	\$3,049	\$3,049						\$38	\$34			\$2,794	\$183	
FL	Broward	Broward Co	\$6,337	\$6,337	\$2,471				\$638					\$3,228		
FL	Broward	Ft. Lauderdale	\$5,103	\$5,103					\$1,875					\$3,228		
FL	Charlotte	Charlotte Co	\$1,287	\$1,287	\$1,287											
FL	Citrus	Citrus Co	\$4,168	\$4,168	\$1,137				\$425	\$179	\$296	\$218	\$198	\$1,715		

Multi-Family Unit (2 bedroom, 1,000 sq. ft. unit, density of 12 UPA; \$100,000 value; 7-2" meters (2 for irrigation) for 240 unit complex)																
State	County	Jurisdiction	Total	Non-Util	Roads	Water	Sewer	Drain	Parks	Library	Fire	Police	GenGov	Schools	Other	
FL	Clay	Clay Co	\$3,236	\$3,236										\$3,236		
FL	Collier	Collier Co	\$13,992	\$9,688	\$4,599	\$2,147	\$2,157		\$1,822	\$161	\$641	\$145	\$394	\$1,672	\$254	
FL	Columbia	Columbia Co														
FL	Dade	Miami/Dade Co	\$6,610	\$6,610	\$2,495				\$1,696		\$386	\$503		\$1,530		
FL	Dade	Miami	\$7,197	\$7,197	\$2,495				\$3,959		\$409	\$95	\$239			
FL	DeSoto	DeSoto Co														
FL	Flagler	Flagler Co	\$2,600	\$2,600	\$1,400				\$269					\$931		
FL	Flagler	Palm Coast	\$5,898	\$4,918	\$2,527	\$567	\$413		\$1,264		\$196			\$931		
FL	Gilchrist	Gilchrist Co	\$3,500	\$3,500	\$1,750								\$1,000	\$750		
FL	Glades	Glades Co														
FL	Hardee	Hardee Co														
FL	Hendry	Hendry Co														
FL	Hernando	Hernando Co														
FL	Highlands	Highlands Co														
FL	Hillsborough	Hillsborough Co	\$6,249	\$4,094	\$1,022	\$825	\$1,330		\$230		\$49			\$2,793		
FL	Hillsborough	Plant City	\$8,202	\$5,834	\$1,290	\$184	\$2,184		\$503	\$486	\$308	\$454		\$2,793		
FL	Hillsborough	Tampa	\$3,608	\$3,608	\$815									\$2,793		
FL	Indian River	Indian River Co	\$4,381	\$4,381	\$2,428				\$844	\$285	\$176	\$148		\$500		
FL	Lake	Lake Co	\$561	\$561					\$171	\$146	\$244					
FL	Lake	Eustis	\$3,764	\$842		\$708	\$2,214		\$428	\$210	\$105	\$99				
FL	Lee	Lee Co	\$7,968	\$7,968	\$4,659				\$1,109		\$576			\$1,624		
FL	Lee	Bonita Springs	\$8,851	\$8,851	\$6,116				\$588		\$523			\$1,624		
FL	Lee	Cape Coral	\$7,373	\$6,293	\$2,347	\$784	\$296		\$1,115		\$610	\$597		\$1,624		
FL	Lee	Ft. Myers	\$10,157	\$6,738	\$4,659	\$1,734	\$1,685				\$455			\$1,624		
FL	Levy	Levy Co	\$1,327	\$1,327	\$734				\$124		\$53			\$416		
FL	Manatee	Manatee Co	\$2,830	\$2,830	\$1,627				\$702		\$181	\$320				
FL	Marion	Marion Co	\$2,407	\$2,407							\$241			\$2,166		
FL	Martin	Martin Co	\$13,502	\$13,502	\$4,047				\$2,856	\$495	\$342	\$407		\$5,355		
FL	Monroe	Monroe Co	\$1,331	\$1,331	\$430				\$340	\$242	\$105	\$150			\$64	
FL	Nassau	Nassau Co	\$3,726	\$3,726										\$3,726		
FL	Okaloosa	Destin	\$1,479	\$1,479	\$1,016				\$335	\$112		\$16				
FL	Orange	Orange Co.	\$6,879	\$6,879	\$2,011				\$752		\$146	\$49		\$3,921		
FL	Orange	Ocoee	\$15,002	\$9,367	\$2,749	\$1,421	\$4,214		\$1,560		\$636	\$501		\$3,921		
FL	Orange	Orlando	\$7,922	\$5,994	\$1,953		\$1,928				\$120			\$3,921		
FL	Orange	Winter Garden	\$9,775	\$6,989	\$2,470	\$1,091	\$1,695		\$598					\$3,921		
FL	Osceola	Osceola Co	\$11,685	\$11,685	\$4,126				\$679		\$165			\$6,715		
FL	Palm Beach	Palm Beach Co	\$7,614	\$7,614	\$3,375				\$1,778	\$123	\$248	\$46	\$113	\$1,931		
FL	Palm Beach	Palm Beach Gardens	\$10,708	\$10,708	\$4,629				\$2,901	\$123	\$462	\$549	\$113	\$1,931		
FL	Pasco	Pasco Co	\$11,533	\$9,419	\$7,564	\$769	\$1,345							\$1,855		
FL	Pinellas	Pinellas Co	\$1,596	\$1,420	\$1,420	\$176										
FL	Polk	Polk Co	\$1,571	\$1,571										\$1,571		
FL	Polk	Lakeland	\$6,663	\$6,663	\$2,261				\$2,123		\$263	\$445		\$1,571		
FL	Putnam	Putnam Co														
FL	Santa Rosa	Santa Rosa Co														
FL	St Johns	St. Johns Co	\$8,259	\$8,259	\$3,470				\$363		\$531	\$64	\$435	\$3,396		
FL	St Lucie	St. Lucie Co	\$8,091	\$8,091	\$3,246				\$1,287	\$133	\$106	\$173	\$213	\$2,933		
FL	Sarasota	Sarasota Co	\$8,895	\$5,569	\$2,209	\$1,904	\$1,422		\$1,794	\$291	\$259	\$149	\$259		\$608	
FL	Sarasota	North Port	\$3,560	\$3,560	\$1,755				\$1,226	\$291	\$177	\$60	\$39		\$12	
FL	Seminole	Seminole Co	\$3,011	\$3,011	\$685					\$54	\$172			\$2,100		



Multi-Family Unit (2 bedroom, 1,000 sq. ft. unit, density of 12 UPA; \$100,000 value; 7-2" meters (2 for irrigation) for 240 unit complex)																
State	County	Jurisdiction	Total	Non-Util	Roads	Water	Sewer	Drain	Parks	Library	Fire	Police	GenGov	Schools	Other	
FL	Seminole	Altamonte Springs	\$3,482	\$3,482	\$692				\$259	\$91	\$172	\$168		\$2,100		
FL	Seminole	Winter Springs	\$6,979	\$6,979	\$2,224				\$1,200		\$700	\$356	\$400	\$2,100		
FL	Sumter	Sumter Co	\$2,176	\$2,176	\$1,779						\$397					
FL	Volusia	Volusia Co	\$6,065	\$6,065										\$6,065		
FL	Volusia	Daytona Beach	\$8,301	\$7,068			\$1,233		\$1,003					\$6,065		
FL	Volusia	Deland	\$6,065	\$6,065										\$6,065		
FL	Volusia	Deltona	\$11,522	\$7,678	\$774	\$1,143	\$2,701		\$839					\$6,065		
FL	Volusia	Ormond Beach	\$7,488	\$6,592	\$90	\$333	\$563	\$21	\$416					\$6,065		
FL	Volusia	Port Orange	\$11,445	\$8,350	\$665	\$1,555	\$1,540		\$1,350		\$270			\$6,065		
GA	Cherokee	Canton	\$1,673	\$1,673	\$906				\$527		\$193	\$47				
GA	Cherokee	Cherokee Co	\$178	\$178	\$41				\$28	\$28	\$54	\$26				
GA	Effingham	Effingham Co	\$4,057	\$1,019	\$681	\$1,322	\$1,716		\$211			\$127				
GA	Forsyth	Forsyth Co	\$515	\$515					\$343	\$58	\$114					
GA	Fulton	Alpharetta	\$1,722	\$1,722	\$1,123				\$396		\$203					
GA	Fulton	Atlanta	\$857	\$857	\$470				\$285		\$79	\$23				
GA	Fulton	Roswell	\$1,775	\$1,775	\$110				\$1,303		\$362					
GA	Hall	Hall Co	\$1,242	\$1,242											\$1,242	
GA	Henry	Henry Co	\$1,662	\$1,662											\$1,662	
GA	Henry	McDonough	\$1,105	\$1,105											\$1,105	
HI	Honolulu	Honolulu	\$1,245	\$1,245	\$1,245											
ID	Ada	Boise	\$4,319	\$4,319	\$2,454				\$1,199		\$515	\$151				
ID	Kootenai	Post Falls	\$7,491	\$2,673	\$626	\$334	\$4,484		\$1,734			\$285			\$28	
IL	DeKalb	DeKalb (city)	\$2,108	\$2,108					\$1,907					\$201		
IL	DuPage	DuPage County	\$564	\$564	\$564											
IL	Kane	Kane County	\$1,196	\$1,196	\$1,196											
IN	Hamilton	Fishers	\$4,269	\$2,589	\$1,572		\$1,680		\$1,017							
IN	Hamilton	Noblesville	\$1,705	\$1,705	\$739				\$966							
KS	Johnson	Lenexa	\$2,252	\$2,252	\$1,033			\$711	\$433						\$75	
KS	Johnson	Olathe	\$6,929	\$1,344	\$824	\$2,685	\$2,900		\$520							
KS	Johnson	Overland Park	\$780	\$780	\$780											
LA	E Baton Rouge	Baton Rouge	\$1,845	\$660	\$660		\$1,185									
LA	St Tammany	St Tammany Parish	\$1,487	\$1,487	\$902			\$585								
MD	Anne Arundel	Anne Arundel Co	\$11,453	\$8,466	\$2,962	\$1,283	\$1,703					\$199		\$5,305		
MD	Calvert	Calvert Co	\$9,710	\$7,750	\$3,500	\$700	\$1,260		\$1,300					\$2,600	\$350	
MD	Carroll	Carroll Co	\$2,787	\$2,787					\$530					\$2,257		
MD	Charles	Charles Co	\$10,656	\$8,730		\$893	\$1,033							\$8,730		
MD	Frederick	Frederick Co	\$5,503	\$2,845		\$1,110	\$1,549		\$477					\$2,368		
MD	Harford	Harford Co	\$1,200	\$1,200										\$1,200		
MD	Howard	Howard Co	\$1,040	\$1,040	\$1,040											
MD	Montgomery	Montgomery Co	\$19,728	\$17,692	\$7,261	\$896	\$1,140							\$10,431		
MD	Queen Anne's	Queen Anne's Co	\$4,250	\$4,250					\$380		\$400			\$3,470		
MD	St. Mary's	St. Mary's Co	\$4,500	\$4,500	\$450				\$675					\$3,375		
MO	Clay/Jackson	Kansas City	\$435	\$435	\$435											
MO	Jackson	Lee's Summit	\$639	\$639	\$639											
MT	Gallatin	Bozeman	\$4,351	\$2,916	\$2,199	\$876	\$559				\$717					

Multi-Family Unit (2 bedroom, 1,000 sq. ft. unit, density of 12 UPA; \$100,000 value; 7-2" meters (2 for irrigation) for 240 unit complex)															
State	County	Jurisdiction	Total	Non-Util	Roads	Water	Sewer	Drain	Parks	Library	Fire	Police	GenGov	Schools	Other
NC	Chatham	Chatham Co.	\$1,417	\$950		\$467								\$950	
NC	Durham	Durham	\$2,410	\$1,956	\$288	\$302	\$152		\$513					\$1,155	
NC	Orange	Orange Co.	\$5,858	\$1,453		\$1,321	\$3,084							\$1,453	
NC	Wake	Cary	\$4,241	\$762	\$762	\$1,164	\$2,315								
NC	Wake	Raleigh	\$2,369	\$1,843	\$1,022	\$263	\$263		\$821						
NE	Lancaster	Lincoln	\$1,966	\$1,701	\$1,501	\$196	\$69		\$200						
NH	Hillsborough	Manchester	\$1,315	\$1,315							\$146			\$1,169	
NH	Merrimack	Concord	\$2,785	\$2,785	\$1,296				\$595					\$894	
NH	Rockingham	Salem	\$2,923	\$2,923											
NH	Rockingham	Fremont	\$2,438	\$2,438										\$2,438	
NM	Bernalillo	Albuquerque	\$2,224	\$1,630	\$760	\$387	\$207	\$161	\$605			\$104			
NM	Bernalillo	Bernalillo Co	\$2,381	\$2,381	\$919			\$417	\$716		\$248				\$80
NM	Dona Ana	Las Cruces	\$1,152	\$800		\$243	\$109		\$800						
NM	Lincoln	Ruidoso	\$1,239			\$896	\$343								
NM	Sandoval	Rio Rancho	\$5,303	\$4,158	\$1,887	\$762	\$383	\$1,191	\$832		\$225				\$23
NM	Santa Fe	Santa Fe	\$3,570	\$2,674	\$1,554	\$335	\$561		\$971		\$110	\$39			
NM	Santa Fe	Santa Fe County	\$275	\$275							\$275				
NM	Valencia	Los Lunas	\$1,260	\$850		\$189	\$221		\$850						
NV	Churchill	Churchill County	\$4,200	\$4,200	\$2,300				\$1,000					\$900	
NV	Clark	Las Vegas	\$3,328	\$1,341	\$935		\$1,987		\$360						\$46
NV	Clark	Mesquite	\$1,053	\$1,053	\$1,007										\$46
NV	Placer	Truckee	\$7,442	\$7,442	\$1,499				\$4,763		\$1,180				
NV	Washoe	Reno	\$3,845	\$3,845	\$2,845				\$1,000						
OH	Butler	Middletown	\$500	\$500					\$500						
OH	Delaware	Delaware (city)	\$3,511	\$1,295		\$1,318	\$898		\$767		\$197	\$101	\$230		
OH	Warren	Hamilton Township	\$4,005	\$4,005	\$2,782				\$921		\$187	\$115			
OK	Cleveland	Moore	\$1,347	\$647	\$647		\$700								
OR	Clackamas	Clackamas Co.	\$11,561	\$10,413	\$3,847	\$48	\$1,100		\$5,566					\$1,000	
OR	Clackamas	West Linn	\$14,028	\$10,766	\$3,797	\$1,672	\$1,590	\$497	\$6,160						\$312
OR	Deschutes	Bend	\$12,320	\$6,432	\$2,760	\$3,616	\$2,272		\$3,672						
OR	Josephine	Grants Pass	\$9,445	\$6,170	\$3,925	\$1,704	\$1,571		\$2,245						
OR	Lane	Eugene	\$5,655	\$3,716	\$994		\$1,939	\$346	\$2,376						
OR	Lane	Springfield	\$3,686	\$2,613	\$1,620		\$1,073	\$993							
OR	Marion	Salem	\$5,032	\$3,960	\$1,274	\$705	\$367	\$302	\$2,384						
OR	Marion	Silverton	\$8,458	\$7,315	\$2,689	\$642	\$501	\$1,462	\$3,164						
OR	Multnomah	Portland	\$11,371	\$7,504	\$1,965	\$399	\$3,468	\$328	\$5,211						
OR	Washington	Tigard	\$9,026	\$7,579	\$4,325	\$1,447			\$3,254						
OR	Washington	Washington Co	\$8,425	\$4,825	\$4,325		\$3,600	\$500							
PA	Montgomery	Towamencin Twp	\$1,362	\$1,362	\$1,362		\$1,425	\$583	\$1,000						\$250
SC	Beaufort	Beaufort Co	\$2,392	\$2,392	\$791				\$627	\$553	\$421				
SC	Beaufort	Hilton Head	\$7,911	\$2,471	\$1,291	\$2,400	\$3,040		\$627	\$553					
SC	Berkeley	Mt. Pleasant	\$2,599	\$1,382	\$664	\$467	\$750		\$358		\$231	\$69			\$60

Multi-Family Unit (2 bedroom, 1,000 sq. ft. unit, density of 12 UPA; \$100,000 value; 7-2" meters (2 for irrigation) for 240 unit complex)															
State	County	Jurisdiction	Total	Non-Util	Roads	Water	Sewer	Drain	Parks	Library	Fire	Police	GenGov	Schools	Other
TN	Rutherford	La Vergne	\$4,751	\$2,289	\$543	\$587	\$1,875		\$246						\$1,500
TN	Rutherford	Smyrna	\$3,197	\$3,197	\$1,058				\$458		\$181				\$1,500
TN	Sumner	Portland	\$1,931	\$1,931					\$907					\$700	\$324
TN	Sumner	White House	\$1,492	\$1,492	\$258				\$245		\$115	\$174		\$700	
TN	Williamson	Franklin	\$8,060	\$3,554	\$1,844	\$1,671	\$2,835								\$1,710
TN	Williamson	Nolensville	\$4,043	\$4,043	\$2,043										\$2,000
TX	Brazos	College Station	\$2,492	\$1,646		\$578	\$269		\$1,646						
TX	Collin	Allen	\$763	\$400	\$400	\$280	\$83								
TX	Collin	McKinney	\$3,657	\$3,382	\$3,382	\$252	\$23								
TX	Denton	Denton	\$1,151			\$863	\$288								
TX	Tarrant	Arlington	\$2,066	\$1,907	\$670	\$107	\$52		\$1,237						
TX	Tarrant	Colleyville	\$2,030	\$1,342	\$1,342	\$581	\$107								
TX	Tarrant	Ft. Worth	\$1,461		\$1,228	\$202	\$31								
TX	Williamson	Georgetown	\$726			\$517	\$209								
UT	Cache	Logan	\$1,202	\$986	\$461	\$60	\$156	\$37			\$100	\$28			\$360
UT	Davis	Layton	\$6,781	\$6,532	\$1,508	\$249		\$3,252	\$1,381		\$391				
UT	Salt Lake	Draper	\$6,085	\$5,003	\$1,202	\$1,082		\$1,161	\$2,463		\$107	\$70			
UT	Salt Lake	Salt Lake City	\$1,618	\$1,618					\$681		\$485	\$452			
UT	Salt Lake	Sandy City	\$2,848	\$2,362		\$357	\$129	\$378	\$1,854		\$92	\$38			
UT	Salt Lake	West Jordan City	\$8,230	\$3,612	\$1,523	\$2,688	\$1,930	\$509	\$1,301		\$196	\$83			
UT	Salt Lake	West Valley City	\$2,181	\$2,181	\$514			\$181	\$1,379		\$62	\$45			
UT	Tooele	Tooele	\$3,361	\$1,456		\$1,523	\$382		\$1,250			\$206			
UT	Utah	Payson	\$2,798	\$2,405		\$151	\$242		\$2,000			\$405			
UT	Utah	Provo	\$4,381	\$3,999	\$657	\$177	\$205	\$556	\$2,786						
VA	Loudoun	Leesburg	\$9,596			\$3,744	\$5,852								
VA	Stafford	Stafford Co	\$3,588	\$1,395	\$1,395	\$1,610	\$583								
VT	Chittenden	Burlington	\$2,390	\$2,390	\$179				\$684	\$424	\$205	\$41		\$857	
VT	Chittenden	Williston	\$4,412	\$4,412	\$186				\$667					\$3,559	
WA	Clark	Vancouver	\$6,882	\$6,195	\$1,249	\$687			\$1,523					\$3,423	
WA	Cowlitz	Woodland	\$3,432	\$2,907		\$280	\$245		\$831		\$1,426			\$650	
WA	King	King Co	\$2,807	\$2,807	\$907									\$1,900	
WA	King	Bellevue	\$218	\$218	\$218										
WA	King	Bothell	\$4,403	\$3,447	\$2,685	\$694	\$262		\$762						
WA	King	Issaquah	\$6,419	\$6,419	\$1,001				\$4,294		\$916	\$138	\$70		
WA	King	Kirkland	\$9,895	\$5,808	\$2,242	\$2,131	\$1,956	\$185	\$2,515					\$866	
WA	Kitsap	Kitsap Co	\$1,336	\$1,336	\$402				\$281					\$653	
WA	Pierce	Pierce Co	\$2,811	\$2,811	\$1,046				\$180					\$1,585	
WA	Skagit	Anacortes	\$6,270	\$2,759	\$900	\$2,296	\$1,215	\$1,244	\$615						
WA	Skagit	Burlington	\$11,387	\$8,884	\$2,252		\$2,503	\$221	\$625		\$254			\$5,532	
WA	Snohomish	Snohomish Co	\$4,214	\$4,214	\$1,663				\$376					\$2,175	
WA	Thurston	Olympia	\$6,208	\$6,208	\$2,077				\$2,979					\$1,152	
WA	Thurston	Tumwater	\$5,623	\$4,905	\$703		\$718		\$2,413		\$101			\$1,688	
WA	Whatcom	Bellingham	\$8,359	\$6,325	\$1,195	\$761	\$1,273	\$452	\$3,524					\$1,154	
WV	Jefferson	Jefferson Co	\$7,594	\$7,594					\$566		\$525	\$197		\$6,306	
WI	Dane	Fitchburg	\$4,623	\$4,623					\$4,623						
WI	Jefferson	Oconomowoc	\$2,438	\$1,661	\$103	\$205	\$572		\$1,310		\$133	\$115			
WI	Ozaukee	Cedarburg	\$4,279	\$2,447		\$1,475	\$357		\$1,474		\$444	\$529			
WI	St Croix	Hudson	\$1,928	\$622		\$941	\$365	\$366		\$256					

Multi-Family Unit (2 bedroom, 1,000 sq. ft. unit, density of 12 UPA; \$100,000 value; 7-2" meters (2 for irrigation) for 240 unit complex)																
Summary			Total	Non-Util	Roads	Water	Sewer	Drain	Parks	Library	Fire	Police	GenGov	Schools	Other	
	National Average		\$7,028	\$5,612	\$2,201	\$1,452	\$1,736	\$765	\$2,341	\$321	\$388	\$311	\$1,192	\$2,558	\$1,466	
	Sample Size		274	267	213	129	139	60	194	61	121	94	62	107	58	
	National Avg w/o CA		\$4,972	\$3,943	\$1,751	\$1,198	\$1,257	\$594	\$1,465	\$280	\$342	\$248	\$411	\$2,526	\$593	
	Sample Size w/o CA		237	230	176	108	114	37	162	52	105	79	41	90	41	
<b>State Average Fees</b>																
AR			\$1,284	\$710	\$771	\$405	\$495	n/a	\$508	n/a	\$298	\$162	n/a	n/a	n/a	
AZ			\$5,986	\$4,728	\$1,825	\$1,202	\$993	\$249	\$1,818	\$325	\$520	\$371	\$490	n/a	\$512	
CA			\$20,198	\$15,985	\$4,344	\$2,755	\$3,921	\$1,042	\$6,780	\$554	\$691	\$645	\$2,717	\$2,725	\$3,570	
CO			\$7,021	\$4,817	\$1,765	\$3,949	\$1,637	\$573	\$2,851	\$629	\$407	\$325	\$514	\$674	\$1,145	
DE			\$6,025	\$762	n/a	n/a	\$5,263	n/a	\$225	\$95	\$322	\$43	\$77	n/a	n/a	
FL			\$6,015	\$5,275	\$2,368	\$1,046	\$1,682	\$21	\$1,037	\$172	\$273	\$239	\$302	\$2,947	\$203	
GA			\$1,479	\$1,175	\$555	\$1,322	\$1,716	n/a	\$442	\$43	\$167	\$56	n/a	n/a	\$1,336	
HI			\$1,245	\$1,245	\$1,245	n/a	n/a	n/a	n/a	n/a	n/a	n/a	n/a	n/a	n/a	
ID			\$5,905	\$3,496	\$1,540	\$334	\$4,484	n/a	\$1,467	n/a	\$515	\$218	n/a	n/a	\$28	
IL			\$1,289	\$1,289	\$880	n/a	n/a	n/a	\$1,907	n/a	n/a	n/a	n/a	\$201	n/a	
IN			\$2,987	\$2,147	\$1,155	n/a	\$1,680	n/a	\$992	n/a	n/a	n/a	n/a	n/a	n/a	
KS			\$3,320	\$1,459	\$879	\$2,685	\$2,900	\$711	\$477	n/a	n/a	n/a	n/a	n/a	\$75	
LA			\$1,666	\$1,074	\$781	n/a	\$1,185	\$585	n/a	n/a	n/a	n/a	n/a	n/a	n/a	
MD			\$7,083	\$5,926	\$3,043	\$976	\$1,337	n/a	\$721	\$477	\$400	\$199	n/a	\$4,415	\$350	
MO			\$537	\$537	\$537	n/a	n/a	n/a	n/a	n/a	n/a	n/a	n/a	n/a	n/a	
MT			\$4,351	\$2,916	\$2,199	\$876	\$559	n/a	n/a	n/a	\$717	n/a	n/a	n/a	n/a	
NC			\$3,259	\$1,393	\$691	\$703	\$1,454	n/a	\$667	n/a	n/a	n/a	n/a	\$1,186	n/a	
NE			\$1,966	\$1,701	\$1,501	\$196	\$69	n/a	\$200	n/a	n/a	n/a	n/a	n/a	n/a	
NH			\$2,365	\$2,365	\$1,296	n/a	n/a	n/a	\$595	n/a	\$146	n/a	n/a	\$1,500	n/a	
NM			\$2,175	\$1,824	\$1,280	\$469	\$304	\$590	\$796	n/a	\$215	\$71	n/a	n/a	\$52	
NV			\$3,974	\$3,576	\$1,717	n/a	\$1,987	n/a	\$1,781	n/a	\$1,180	n/a	n/a	\$900	\$46	
OH			\$2,672	\$1,933	\$2,782	\$1,318	\$898	n/a	\$729	n/a	\$192	\$108	\$230	n/a	n/a	
OK			\$1,347	\$647	\$647	n/a	\$700	n/a	n/a	n/a	n/a	n/a	n/a	n/a	n/a	
OR			\$9,001	\$6,481	\$2,866	\$1,279	\$1,748	\$632	\$3,781	n/a	n/a	n/a	n/a	\$1,000	\$312	
PA			\$1,362	\$1,362	\$1,362	n/a	\$1,425	\$583	\$1,000	n/a	n/a	n/a	n/a	n/a	\$250	
SC			\$4,301	\$2,082	\$915	\$1,434	\$1,895	n/a	\$537	\$553	\$326	\$69	n/a	n/a	\$60	
TN			\$3,912	\$2,751	\$1,149	\$1,129	\$2,355	n/a	\$464	n/a	\$148	\$174	n/a	\$700	\$1,407	
TX			\$1,793	\$1,735	\$1,404	\$422	\$133	n/a	\$1,442	n/a	n/a	n/a	n/a	n/a	n/a	
UT			\$3,948	\$3,015	\$977	\$786	\$507	\$868	\$1,677	n/a	\$205	\$166	n/a	n/a	\$360	
VA			\$6,592	\$1,395	\$1,395	\$2,677	\$3,218	n/a	n/a	n/a	n/a	n/a	n/a	n/a	n/a	
VT			\$3,401	\$3,401	\$183	n/a	n/a	n/a	\$676	\$424	\$205	\$41	n/a	\$2,208	n/a	
WA			\$5,351	\$4,350	\$1,324	\$1,141	\$1,167	\$525	\$1,609	n/a	\$674	\$138	\$70	\$1,889	n/a	
WV			\$7,594	\$7,594	n/a	n/a	n/a	n/a	\$566	n/a	\$525	\$197	n/a	\$6,306	n/a	
WI			\$3,317	\$2,338	\$103	\$874	\$431	\$366	\$2,469	\$350	\$133	\$322	n/a	n/a	n/a	

Retail per 1,000 sq. ft. (100,001 sq. ft. shopping center; 0.15 FAR; 3" meter)															
State	County	Jurisdiction	Total	Non-Util	Roads	Water	Sewer	Drain	Parks	Library	Fire	Police	GenGov	Schools	Other
AR	Benton	Bentonville	\$528	\$180		\$191	\$156				\$180				
AR	Benton	Lowell	\$504	\$455			\$49				\$455				
AR	Faulkner	Conway	\$1,915	\$1,915	\$1,915										
AR	Washington	Fayetteville	\$975	\$681		\$156	\$138				\$293	\$388			
AZ	Cochise	Sierra Vista	\$3,130	\$3,130	\$2,670						\$230	\$230			
AZ	Gila	Sedona	\$9,225	\$8,197	\$6,910		\$1,028	\$517				\$500	\$270		
AZ	Maricopa	Avondale	\$8,091	\$6,934	\$3,960	\$562	\$595				\$723	\$1,380	\$871		
AZ	Maricopa	Buckeye	\$4,347	\$3,718	\$1,137	\$295	\$334				\$1,378	\$592	\$611		
AZ	Maricopa	Chandler	\$10,731	\$8,880	\$7,390	\$981	\$870				\$720	\$370	\$400		
AZ	Maricopa	Fountain Hills	\$3,000	\$3,000	\$2,081						\$62	\$276	\$581		
AZ	Maricopa	Gilbert	\$4,863	\$2,900	\$1,593	\$1,024	\$939				\$586	\$343	\$378		
AZ	Maricopa	Glendale	\$6,754	\$5,765	\$4,131	\$733	\$256				\$303	\$578	\$682		\$71
AZ	Maricopa	Goodyear	\$6,078	\$5,000	\$2,620	\$643	\$435				\$690	\$620	\$780		\$290
AZ	Maricopa	Mesa	\$1,878	\$1,097		\$355	\$425	\$238			\$215	\$318	\$326		
AZ	Maricopa	Peoria	\$20,696	\$20,122	\$18,490	\$390	\$184				\$654	\$434	\$544		
AZ	Maricopa	Phoenix	\$2,535	\$1,349	\$993	\$857	\$329				\$96	\$189	\$71		
AZ	Maricopa	Scottsdale	\$2,206	\$555		\$1,032	\$619	\$555							
AZ	Maricopa	Surprise	\$10,873	\$10,283	\$7,674	\$356	\$234				\$693	\$501	\$556		\$859
AZ	Maricopa	Tempe	\$825			\$426	\$399								
AZ	Mojave	Bullhead City	\$116			\$116									
AZ	Navajo	Show Low	\$1,213	\$464	\$609	\$140	\$464								
AZ	Pima	Pima County	\$2,934	\$2,116	\$2,116		\$818								
AZ	Pima	Marana	\$347			\$347									
AZ	Pima	Oro Valley	\$5,405	\$3,689	\$3,436	\$1,716						\$119	\$134		
AZ	Pima	Tucson	\$5,794	\$5,509	\$4,282	\$285					\$269	\$699	\$259		
AZ	Pinal	Apache Junction	\$15,070	\$15,070	\$13,220							\$1,740	\$110		
AZ	Pinal	Casa Grande	\$9,893	\$9,465	\$6,877		\$428				\$488	\$431	\$654		\$1,015
AZ	Pinal	Eloy	\$1,296	\$972		\$183	\$141					\$375	\$597		
AZ	Pinal	Florence	\$5,147	\$4,354	\$2,618	\$356	\$438		\$167	\$60	\$644	\$175	\$159		\$531
AZ	Pinal	Queen Creek	\$6,249	\$5,721	\$3,529		\$528				\$869	\$180	\$1,143		
AZ	Yavapai	Yavapai County													
AZ	Yavapai	Chino Valley	\$2,811	\$1,350	\$940	\$84	\$1,377				\$180	\$160	\$70		
AZ	Yavapai	Prescott	\$2,721	\$469	\$469	\$1,728	\$524								
AZ	Yuma	Yuma	\$6,687	\$5,027	\$3,367	\$607	\$1,052				\$182	\$1,115	\$308		\$55
CA	Alameda	Fremont	\$9,769	\$9,769	\$8,700						\$146		\$923		
CA	Alameda	Hayward	\$6,397	\$6,397	\$3,960	\$916	\$1,161							\$360	
CA	Alameda	Livermore	\$28,156	\$28,156	\$22,888	\$583	\$1,060	\$560	\$1,690				\$5	\$470	\$900
CA	Alameda	San Leandro	\$4,786	\$4,786	\$3,610		\$586							\$470	\$120
CA	Contra Costa	Orinda	\$4,890	\$4,890	\$2,470			\$2,420							
CA	El Dorado	El Dorado Co	\$11,821	\$11,821	\$10,191						\$1,160			\$470	
CA	Fresno	Clovis	\$17,456	\$15,449	\$12,611	\$701	\$1,306		\$1,590		\$625	\$100			\$523
CA	Kern	Bakersfield	\$8,971	\$8,331	\$7,643		\$640							\$360	\$328
CA	Los Angeles	Lancaster	\$3,443	\$3,443	\$1,760			\$760			\$876		\$47		
CA	Los Angeles	Long Beach	\$4,179	\$4,179	\$3,000						\$267	\$442		\$470	
CA	Monterey	Salinas	\$15,441	\$14,736	\$13,354		\$705	\$909							\$472
CA	Napa	St. Helena	\$62,970	\$44,260	\$35,940	\$10,420	\$8,290	\$20				\$1,220	\$1,640	\$360	\$5,080
CA	Orange	Brea	\$9,915	\$7,686	\$7,440	\$2,229					\$191	\$55			
CA	Placer	Rocklin	\$11,233	\$11,233	\$9,727			\$106					\$1,400		
CA	Sacramento	Citrus Heights	\$10,637	\$9,445	\$8,155		\$1,192		\$180					\$340	\$770
CA	Sacramento	Elk Grove	\$22,825	\$18,960	\$15,670	\$377	\$3,488		\$840		\$1,480	\$80	\$120		\$770

Retail per 1,000 sq. ft. (100,000 sq. ft. shopping center; 0.15 FAR; 3" meter)																
State	County	Jurisdiction	Total	Non-Util	Roads	Water	Sewer	Drain	Parks	Library	Fire	Police	GenGov	Schools	Other	
CA	Sacramento	Sacramento	\$26,081	\$24,597	\$13,621	\$292	\$1,192	\$2,730	\$180					\$470	\$7,596	
CA	San Bernardino	Highland	\$12,471	\$12,471	\$11,779			\$170			\$182	\$121	\$219			
CA	San Bernardino	Redlands	\$12,714	\$12,714	\$11,164			\$170		\$110	\$500	\$310	\$460			
CA	San Bernardino	Rialto	\$9,326	\$7,980	\$6,500	\$510	\$836	\$900	\$140		\$240	\$100	\$100			
CA	San Diego	Carlsbad	\$11,578	\$10,268	\$5,587	\$813	\$496	\$763					\$3,500		\$418	
CA	San Diego	Escondido	\$8,653	\$6,490	\$3,360	\$883	\$1,280	\$700					\$2,130		\$300	
CA	San Diego	San Diego	\$15,792	\$14,229	\$12,882	\$903	\$660				\$287			\$420	\$640	
CA	San Joaquin	Lodi	\$15,728	\$14,199	\$5,057	\$547	\$982	\$4,157	\$1,510		\$883	\$1,384	\$1,208			
CA	San Joaquin	Ripon	\$30,088	\$23,555	\$14,919	\$2,933	\$3,600	\$2,267	\$1,533		\$1,487	\$933	\$1,543	\$470	\$402	
CA	San Luis Obispo	Paso Robles	\$12,187	\$9,795	\$7,445	\$1,487	\$905	\$1,350			\$540	\$50	\$410			
CA	San Luis Obispo	San Luis Obispo	\$19,974	\$17,070	\$7,070	\$2,323	\$581								\$10,000	
CA	Santa Barbara	Carpinteria	\$25,537	\$25,537	\$20,660			\$2,042	\$2,200				\$260	\$330	\$45	
CA	Santa Barbara	Santa Maria	\$12,044	\$9,080	\$8,306	\$1,612	\$1,352		\$24	\$155	\$59	\$368	\$168			
CA	Santa Clara	Gilroy	\$27,915	\$23,111	\$19,687	\$838	\$3,966	\$285					\$3,139			
CA	Santa Clara	Palo Alto	\$35,220	\$34,020	\$11,142		\$1,200		\$4,670	\$238					\$17,970	
CA	Santa Cruz	Santa Cruz Co	\$15,042	\$15,042	\$12,882			\$2,160								
CA	Santa Cruz	Scotts Valley	\$13,929	\$13,929	\$9,650		\$982	\$155				\$2,993	\$149			
CA	Shasta	Redding	\$16,037	\$16,037	\$12,669	\$1,102	\$1,107	\$559			\$600					
CA	Solano	Vacaville	\$12,772	\$12,772	\$4,728	\$1,773	\$1,760	\$1,502			\$188	\$1,270	\$379	\$330	\$841	
CA	Sonoma	Windsor	\$14,520	\$14,520	\$8,449	\$679	\$2,189	\$2,334					\$869			
CA	Yolo	Davis	\$23,559	\$23,559	\$20,239			\$118	\$856			\$1,078	\$928	\$340		
CO	Adams	Adams Co	\$2,131	\$2,131	\$2,131											
CO	Adams	Commerce City	\$4,808	\$4,808	\$3,229			\$319	\$1,260							
CO	Boulder	Boulder	\$9,344	\$6,260	\$2,480	\$2,423	\$662	\$2,340			\$360	\$450	\$130		\$500	
CO	Eagle	Eagle Co	\$9,510	\$9,510	\$9,026						\$484					
CO	Eagle	Basalt	\$2,690	\$2,000	\$1,000	\$690									\$1,000	
CO	El Paso	Colorado Springs	\$3,552	\$1,084		\$2,044	\$424	\$1,084								
CO	Fremont	Canon City	\$152	\$152							\$152					
CO	Jefferson	Jefferson Co	\$7,120	\$7,120	\$7,120											
CO	La Plata	Durango	\$4,534	\$3,810	\$3,810	\$558	\$166									
CO	Larimer	Larimer Co	\$7,728	\$7,728	\$7,728											
CO	Larimer	Loveland	\$8,443	\$8,443	\$6,620			\$753			\$290	\$370	\$410			
CO	Larimer	Ft. Collins	\$13,556	\$10,475	\$9,120	\$1,579	\$1,501	\$773			\$207	\$144	\$231			
CO	Mesa	Mesa Co	\$2,647	\$2,647	\$2,647											
CO	Pitkin	Pitkin Co	\$130,835	\$130,835	\$101,500				\$4,100						\$25,235	
CO	Weld	Weld Co	\$3,454	\$3,454	\$3,059			\$300					\$95			
CO	Weld	Windsor	\$6,085	\$4,640	\$3,476	\$932	\$513	\$1,164								
CO	Weld	Greeley	\$7,458	\$7,458	\$6,491			\$298			\$499	\$170				
DE	New Castle	New Castle Co	\$1,603	\$297			\$1,306				\$169	\$33	\$95			
FL	Alachua	Alachua Co	\$9,050	\$9,050	\$8,974						\$76					
FL	Brevard	Brevard Co	\$367	\$367							\$207				\$160	
FL	Brevard	Cocoa	\$526	\$246		\$280					\$86				\$160	
FL	Brevard	Melbourne	\$914	\$914							\$86		\$668		\$160	
FL	Brevard	Palm Bay	\$517	\$517							\$291	\$66			\$160	
FL	Brevard	Rockledge	\$246	\$246							\$86				\$160	
FL	Broward	Broward Co	\$15,152	\$15,152	\$15,152											
FL	Broward	Ft. Lauderdale														
FL	Charlotte	Charlotte Co	\$2,287	\$2,287	\$2,287											
FL	Citrus	Citrus Co	\$2,882	\$2,882	\$1,787						\$455	\$335	\$305			

Retail per 1,000 sq. ft. (100,000 sq. ft. shopping center; 0.15 FAR; 3" meter)																
State	County	Jurisdiction	Total	Non-Util	Roads	Water	Sewer	Drain	Parks	Library	Fire	Police	GenGov	Schools	Other	
FL	Clay	Clay Co														
FL	Collier	Collier Co	\$14,486	\$13,458	\$10,924	\$513	\$515				\$746	\$292	\$896		\$601	
FL	Columbia	Columbia Co														
FL	Dade	Miami/Dade Co	\$8,296	\$8,296	\$7,534						\$413	\$349				
FL	Dade	Miami	\$8,465	\$8,465	\$7,534						\$227	\$609	\$95			
FL	DeSoto	DeSoto Co														
FL	Flagler	Flagler Co	\$1,997	\$1,997	\$1,997											
FL	Flagler	Palm Coast	\$7,445	\$6,659	\$6,117	\$389	\$397				\$542					
FL	Gilchrist	Gilchrist Co	\$560	\$560	\$500								\$60			
FL	Glades	Glades Co														
FL	Hardee	Hardee Co														
FL	Hendry	Hendry Co														
FL	Hernando	Hernando Co														
FL	Highlands	Highlands Co														
FL	Hillsborough	Hillsborough Co	\$3,942	\$3,374	\$3,352	\$264	\$304				\$22					
FL	Hillsborough	Plant City	\$3,218	\$2,601	\$1,562	\$119	\$499				\$533	\$506				
FL	Hillsborough	Tampa	\$3,797	\$3,797	\$3,797											
FL	Indian River	Indian River Co	\$4,107	\$4,107	\$3,163						\$503	\$441				
FL	Lake	Lake Co	\$1,301	\$1,301							\$1,301					
FL	Lake	Eustis	\$2,101	\$941		\$280	\$880				\$485	\$456				
FL	Lee	Lee Co	\$8,574	\$8,574	\$7,933						\$641					
FL	Lee	Bonita Springs	\$12,813	\$12,813	\$12,160						\$653					
FL	Lee	Cape Coral	\$6,856	\$6,035	\$5,709	\$538	\$284				\$162	\$163				
FL	Lee	Ft. Myers	\$9,158	\$8,468	\$7,933	\$354	\$335				\$535					
FL	Levy	Levy Co	\$1,790	\$1,790	\$1,710						\$80					
FL	Manatee	Manatee Co	\$7,796	\$7,796	\$7,152						\$128	\$516				
FL	Marion	Marion Co	\$553	\$553							\$553					
FL	Martin	Martin Co	\$6,177	\$6,177	\$4,324						\$520	\$619	\$714			
FL	Monroe	Monroe Co	\$2,398	\$2,398	\$1,168						\$64	\$112			\$1,054	
FL	Nassau	Nassau Co	\$0	\$0												
FL	Okaloosa	Destin	\$1,800	\$1,800	\$1,752							\$48				
FL	Orange	Orange Co.	\$11,019	\$11,019	\$10,585						\$186	\$249				
FL	Orange	Ocoee	\$9,521	\$7,261	\$6,461	\$570	\$1,690				\$470	\$330				
FL	Orange	Orlando	\$9,919	\$9,513	\$9,253		\$406				\$260					
FL	Orange	Winter Garden	\$9,872	\$8,755	\$7,645	\$438	\$680				\$610	\$500				
FL	Osceola	Osceola Co	\$300	\$300							\$300					
FL	Palm Beach	Palm Beach Co	\$6,767	\$6,767	\$6,256						\$226	\$71	\$214			
FL	Palm Beach	Palm Beach Gardens	\$12,016	\$12,016	\$11,087						\$463	\$252	\$214			
FL	Pasco	Pasco Co	\$9,521	\$8,877	\$8,877	\$234	\$410									
FL	Pinellas	Pinellas Co	\$3,683	\$3,627	\$3,627	\$56										
FL	Polk	Polk Co	\$0	\$0												
FL	Polk	Lakeland	\$7,996	\$7,996	\$6,754						\$461	\$781				
FL	Putnam	Putnam Co														
FL	Santa Rosa	Santa Rosa Co														
FL	St Johns	St. Johns Co	\$5,062	\$5,062	\$3,678						\$119	\$163	\$1,102			
FL	St Lucie	St. Lucie Co	\$6,223	\$6,223	\$4,932						\$487	\$330	\$474			
FL	Sarasota	Sarasota Co	\$8,784	\$7,834	\$5,660	\$544	\$406				\$442	\$254	\$441		\$1,037	
FL	Sarasota	North Port	\$5,907	\$5,907	\$4,858						\$672	\$226	\$151			
FL	Seminole	Seminole Co	\$2,901	\$2,901	\$2,741						\$160					

Retail per 1,000 sq. ft. (100,000 sq. ft. shopping center; 0.15 FAR; 3" meter)															
State	County	Jurisdiction	Total	Non-Util	Roads	Water	Sewer	Drain	Parks	Library	Fire	Police	GenGov	Schools	Other
FL	Seminole	Altamonte Springs	\$4,397	\$4,397	\$3,744						\$160	\$493			
FL	Seminole	Winter Springs	\$6,679	\$6,679	\$4,298						\$1,264	\$355	\$762		
FL	Sumter	Sumter Co	\$4,147	\$4,147	\$3,637						\$510				
FL	Volusia	Volusia Co	\$3,080	\$3,080	\$3,080										
FL	Volusia	Daytona Beach	\$5,165	\$5,165	\$3,080						\$359	\$610	\$1,116		
FL	Volusia	Deland	\$3,080	\$3,080	\$3,080										
FL	Volusia	Deltona	\$7,053	\$5,227	\$5,227	\$543	\$1,283								
FL	Volusia	Ormond Beach	\$4,227	\$3,595	\$3,519	\$320	\$312	\$76							
FL	Volusia	Port Orange	\$5,270	\$4,775	\$4,575	\$249	\$246				\$200				
GA	Cherokee	Canton	\$2,644	\$2,644	\$2,256				\$173		\$173	\$43			
GA	Cherokee	Cherokee Co	\$134	\$134	\$85						\$33	\$17			
GA	Effingham	Effingham Co	\$1,801	\$1,300	\$1,240	\$213	\$288					\$60			
GA	Forsyth	Forsyth Co	\$216	\$216							\$216				
GA	Fulton	Alpharetta	\$4,424	\$4,424	\$4,166				\$14		\$244				
GA	Fulton	Atlanta	\$1,983	\$1,983	\$1,189				\$584		\$163	\$47			
GA	Fulton	Roswell	\$736	\$736	\$426						\$310				
GA	Hall	Hall Co	\$86	\$86											\$86
GA	Henry	Henry Co	\$361	\$361											\$361
GA	Henry	McDonough	\$344	\$344											\$344
HI	Honolulu	Honolulu	\$4,053	\$4,053	\$4,053										
ID	Ada	Boise	\$10,014	\$10,014	\$9,744						\$210	\$60			
ID	Kootenai	Post Falls	\$3,838	\$2,714	\$2,450	\$213	\$911					\$250			\$14
IL	DeKalb	DeKalb (city)													
IL	DuPage	DuPage County	\$916	\$916	\$916										
IL	Kane	Kane County	\$4,495	\$4,495	\$4,495										
IN	Hamilton	Fishers	\$8,689	\$7,121	\$7,121		\$1,568								
IN	Hamilton	Noblesville	\$4,723	\$4,723	\$4,723										
KS	Johnson	Lenexa	\$4,447	\$4,447	\$2,983			\$1,184	\$115						\$165
KS	Johnson	Olathe	\$3,206	\$1,947	\$1,817	\$605	\$654		\$130						
KS	Johnson	Overland Park	\$1,433	\$1,433	\$1,433										
LA	E Baton Rouge	Baton Rouge	\$1,652	\$1,044	\$1,044		\$608								
LA	St Tammany	St Tammany Parish	\$3,003	\$3,003	\$1,833			\$1,170							
MD	Anne Arundel	Anne Arundel Co	\$9,812	\$7,764	\$6,850	\$880	\$1,168					\$914			
MD	Calvert	Calvert Co	\$1,454	\$110		\$480	\$864								\$110
MD	Carroll	Carroll Co													
MD	Charles	Charles Co	\$1,604			\$615	\$989								
MD	Frederick	Frederick Co	\$1,823			\$761	\$1,062								
MD	Harford	Harford Co													
MD	Howard	Howard Co	\$1,040	\$1,040	\$1,040										
MD	Montgomery	Montgomery Co	\$10,112	\$9,300	\$9,300	\$352	\$460								
MD	Queen Anne's	Queen Anne's Co	\$1,050	\$1,050							\$1,050				
MD	St. Mary's	St. Mary's Co													
MO	Clay/Jackson	Kansas City	\$1,458	\$1,458	\$1,458										
MO	Jackson	Lee's Summit	\$1,913	\$1,913	\$1,913										
MT	Gallatin	Bozeman	\$7,478	\$6,341	\$6,146	\$601	\$536				\$195				



Retail per 1,000 sq. ft. (100,000 sq. ft. shopping center; 0.15 FAR; 3" meter)															
State	County	Jurisdiction	Total	Non-Util	Roads	Water	Sewer	Drain	Parks	Library	Fire	Police	GenGov	Schools	Other
NC	Chatham	Chatham Co.	\$300			\$300									
NC	Durham	Durham	\$3,833	\$3,450	\$3,450	\$223	\$160								
NC	Orange	Orange Co.	\$1,553			\$574	\$979								
NC	Wake	Cary	\$2,051	\$1,341	\$1,341	\$235	\$475								
NC	Wake	Raleigh	\$3,728	\$2,484	\$2,484	\$622	\$622								
NE	Lancaster	Lincoln	\$3,461	\$3,260	\$3,260	\$134	\$67								
NH	Hillsborough	Manchester													
NH	Merrimack	Concord	\$3,270	\$3,270	\$3,270										
NH	Rockingham	Salem	\$570	\$570								\$570			
NH	Rockingham	Fremont													
NM	Bernalillo	Albuquerque	\$2,762	\$2,297	\$1,804	\$266	\$199	\$323					\$171		
NM	Bernalillo	Bernalillo Co	\$1,115	\$1,115	\$564			\$383			\$168				
NM	Dona Ana	Las Cruces	\$296			\$182	\$114								
NM	Lincoln	Ruidoso	\$943			\$614	\$329								
NM	Sandoval	Rio Rancho	\$7,320	\$6,430	\$4,196	\$522	\$368	\$1,430			\$755				\$49
NM	Santa Fe	Santa Fe	\$5,350	\$4,896	\$4,597	\$314	\$140				\$221	\$78			
NM	Santa Fe	Santa Fe County	\$460	\$460							\$460				
NM	Valencia	Los Lunas	\$375			\$146	\$229								
NV	Churchill	Churchill County													
NV	Clark	Las Vegas	\$1,545	\$1,091	\$1,007		\$454								\$84
NV	Clark	Mesquite	\$1,068	\$1,068	\$984										\$84
NV	Placer	Truckee	\$800	\$800							\$800				
NV	Washoe	Reno	\$7,611	\$7,611	\$7,611										
OH	Butler	Middletown													
OH	Delaware	Delaware (city)	\$2,960	\$1,194		\$904	\$862				\$389	\$456	\$349		
OH	Warren	Hamilton Township	\$7,962	\$7,962	\$7,265						\$432	\$265			
OK	Cleveland	Moore	\$250	\$250	\$250										
OR	Clackamas	Clackamas Co.	\$1,556		varies		\$1,056							\$500	
OR	Clackamas	West Linn	\$19,542	\$17,488	\$15,530	\$1,102	\$952	\$682							\$1,276
OR	Deschutes	Bend	\$9,586	\$8,850	\$8,850	\$452	\$284								
OR	Josephine	Grants Pass	\$12,447	\$11,628	\$11,628	\$426	\$393								
OR	Lane	Eugene	\$6,851	\$6,526	\$5,778		\$325	\$384	\$364						
OR	Lane	Springfield	\$9,609	\$7,566	\$6,420		\$2,043	\$1,146							
OR	Marion	Salem	\$9,294	\$8,445	\$8,143	\$493	\$356	\$302							
OR	Marion	Silverton	\$2,282	\$1,360		\$441	\$481	\$1,360							
OR	Multnomah	Portland	\$7,464	\$6,513	\$5,840	\$257	\$694	\$328	\$345						
OR	Washington	Tigard	\$9,854	\$9,243	\$8,968	\$611			\$275						
OR	Washington	Washington Co	\$10,188	\$9,468	\$8,968		\$720	\$500							
PA	Montgomery	Towamencin Twp	\$5,109	\$5,109	\$5,109		\$342	\$161	\$500						\$300
SC	Beaufort	Beaufort Co	\$2,374	\$2,374	\$2,319						\$55				
SC	Beaufort	Hilton Head	\$6,506	\$5,636	\$5,636	\$384	\$486								
SC	Berkeley	Mt. Pleasant	\$4,187	\$3,280	\$2,840	\$187	\$720				\$190	\$120			\$130

Retail per 1,000 sq. ft. (100,000 sq. ft. shopping center; 0.15 FAR; 3" meter)															
State	County	Jurisdiction	Total	Non-Util	Roads	Water	Sewer	Drain	Parks	Library	Fire	Police	GenGov	Schools	Other
TN	Rutherford	La Vergne	\$1,318	\$942	\$942	\$80	\$296								
TN	Rutherford	Smyrna	\$2,137	\$2,137	\$1,587						\$550				
TN	Sumner	Portland													\$400
TN	Sumner	White House	\$2,888	\$2,888	\$1,550						\$532	\$806			
TN	Williamson	Franklin	\$7,267	\$5,690	\$3,510	\$585	\$992								\$2,180
TN	Williamson	Nolensville	\$2,849	\$2,849	\$849										\$2,000
TX	Brazos	College Station	\$180			\$123	\$57								
TX	Collin	Allen	\$1,772	\$1,500	\$1,500	\$192	\$80								
TX	Collin	McKinney	\$3,888	\$3,594	\$3,594	\$260	\$33								
TX	Denton	Denton	\$1,222			\$833	\$389								
TX	Tarrant	Arlington	\$1,635	\$1,393	\$1,393	\$135	\$107								
TX	Tarrant	Colleyville	\$2,009	\$1,508	\$1,508	\$399	\$103								
TX	Tarrant	Ft. Worth	\$2,202		\$1,973	\$189	\$40								
TX	Williamson	Georgetown	\$556			\$355	\$201								
UT	Cache	Logan	\$691	\$511	\$270	\$39	\$140	\$90			\$118	\$33			
UT	Davis	Layton	\$13,486	\$13,342	\$3,730	\$144		\$8,957			\$655				
UT	Salt Lake	Draper	\$7,119	\$6,907	\$5,859	\$212		\$371			\$410	\$267			
UT	Salt Lake	Salt Lake City	\$8,620	\$8,620	\$8,000						\$320	\$300			
UT	Salt Lake	Sandy City	\$1,670	\$1,227		\$443		\$694	\$78		\$322	\$133			
UT	Salt Lake	West Jordan City	\$6,297	\$5,574	\$4,340	\$421	\$302	\$934			\$140	\$160			
UT	Salt Lake	West Valley City	\$1,797	\$1,797	\$1,343			\$185			\$156	\$113			
UT	Tooele	Tooele	\$798	\$320		\$354	\$124					\$320			
UT	Utah	Payson	\$604	\$225		\$146	\$233				\$225				
UT	Utah	Provo	\$3,263	\$2,952	\$2,396	\$114	\$197	\$556							
VA	Loudoun	Leesburg	\$1,916			\$749	\$1,167								
VA	Stafford	Stafford Co	\$3,700	\$2,036	\$2,036	\$1,104	\$560								
VT	Chittenden	Burlington	\$1,569	\$1,569	\$677				\$385		\$183	\$324			
VT	Chittenden	Williston	\$1,125	\$1,125	\$1,125										
WA	Clark	Vancouver	\$8,508	\$7,978	\$7,978	\$530									
WA	Cowlitz	Woodland	\$933	\$510		\$195	\$228				\$510				
WA	King	King Co													
WA	King	Bellevue	\$707	\$707	\$707										
WA	King	Bothell	\$9,625	\$8,850	\$8,850	\$523	\$252								
WA	King	Issaquah	\$5,559	\$5,559	\$4,010						\$687	\$818	\$44		
WA	King	Kirkland	\$6,615	\$4,665	\$4,480	\$1,461	\$489	\$185							
WA	Kitsap	Kitsap Co	\$871	\$871	\$871										
WA	Pierce	Pierce Co	\$2,151	\$2,151	\$2,151										
WA	Skagit	Anacortes	\$3,851	\$2,488		\$197	\$1,166	\$2,488							
WA	Skagit	Burlington	\$15,306	\$14,719	\$13,551		\$587	\$441	\$500		\$227				
WA	Snohomish	Snohomish Co	\$9,035	\$9,035	\$9,035										
WA	Thurston	Olympia	\$5,130	\$5,130	\$5,130										
WA	Thurston	Tumwater	\$2,506	\$1,851	\$1,750		\$655				\$101				
WA	Whatcom	Bellingham	\$10,852	\$8,694	\$7,188	\$935	\$1,222	\$1,507							
WV	Jefferson	Jefferson Co	\$1,740	\$1,740							\$1,653	\$87			
WI	Dane	Fitchburg													
WI	Jefferson	Oconomowoc	\$1,497	\$808	\$358	\$140	\$549				\$225	\$225			
WI	Ozaukee	Cedarburg	\$562	\$229		\$236	\$97					\$229			
WI	St Croix	Hudson	\$2,560	\$673		\$1,440	\$447	\$673							

Retail per 1,000 sq. ft. (100,000 sq. ft. shopping center; 0.15 FAR; 3" meter)																
Summary	Total	Non-Util	Roads	Water	Sewer	Drain	Parks	Library	Fire	Police	GenGov	Schools	Other			
National Average	\$6,710	\$6,431	\$6,066	\$683	\$749	\$1,033	\$904	\$141	\$420	\$414	\$598	\$411	\$1,792			
Sample Size	260	244	206	126	135	60	27	4	123	95	63	15	49			
National Avg w/o CA	\$5,115	\$4,950	\$5,057	\$511	\$542	\$942	\$599		\$395	\$361	\$430		\$1,270			
Sample Size w/o CA	222	206	168	106	110	37	15		106	80	42		32			
State Average Fees																
AR	\$980	\$808	\$1,915	\$174	\$114	n/a	n/a	n/a	\$309	\$388	n/a	n/a	n/a			
AZ	\$5,549	\$5,198	\$4,396	\$601	\$564	\$437	\$167	\$60	\$499	\$515	\$453	n/a	\$470			
CA	\$16,326	\$14,717	\$10,673	\$1,596	\$1,661	\$1,180	\$1,284	\$168	\$571	\$700	\$933	\$404	\$2,775			
CO	\$13,179	\$12,503	\$11,296	\$1,371	\$653	\$879	\$2,680	n/a	\$332	\$284	\$217	n/a	\$8,912			
DE	\$1,603	\$297	n/a	n/a	\$1,306	n/a	n/a	n/a	\$169	\$33	\$95	n/a	n/a			
FL	\$5,301	\$5,050	\$5,460	\$356	\$576	\$76	n/a	n/a	\$389	\$351	\$515	n/a	\$437			
GA	\$1,273	\$1,223	\$1,560	\$213	\$288	n/a	\$257	n/a	\$190	\$42	n/a	n/a	\$264			
HI	\$4,053	\$4,053	\$4,053	n/a	n/a	n/a	n/a	n/a	n/a	n/a	n/a	n/a	n/a			
ID	\$6,926	\$6,364	\$6,097	\$213	\$911	n/a	n/a	n/a	\$210	\$155	n/a	n/a	\$14			
IL	\$2,706	\$2,706	\$2,706	n/a	n/a	n/a	n/a	n/a	n/a	n/a	n/a	n/a	n/a			
IN	\$6,706	\$5,922	\$5,922	n/a	\$1,568	n/a	n/a	n/a	n/a	n/a	n/a	n/a	n/a			
KS	\$3,029	\$2,609	\$2,078	\$605	\$654	\$1,184	\$122	n/a	n/a	n/a	n/a	n/a	\$165			
LA	\$2,327	\$2,024	\$1,439	n/a	\$608	\$1,170	n/a	n/a	n/a	n/a	n/a	n/a	n/a			
MD	\$3,842	\$3,853	\$5,730	\$618	\$909	n/a	n/a	n/a	\$1,050	\$914	n/a	n/a	\$110			
MO	\$1,685	\$1,685	\$1,685	n/a	n/a	n/a	n/a	n/a	n/a	n/a	n/a	n/a	n/a			
MT	\$7,478	\$6,341	\$6,146	\$601	\$536	n/a	n/a	n/a	\$195	n/a	n/a	n/a	n/a			
NC	\$2,293	\$2,425	\$2,425	\$391	\$559	n/a	n/a	n/a	n/a	n/a	n/a	n/a	n/a			
NE	\$3,461	\$3,260	\$3,260	\$134	\$67	n/a	n/a	n/a	n/a	n/a	n/a	n/a	n/a			
NH	\$1,920	\$1,920	\$3,270	n/a	n/a	n/a	n/a	n/a	n/a	\$570	n/a	n/a	n/a			
NM	\$2,328	\$3,040	\$2,790	\$341	\$230	\$712	n/a	n/a	\$401	\$124	n/a	n/a	\$49			
NV	\$2,756	\$2,643	\$3,201	n/a	\$454	n/a	n/a	n/a	\$800	n/a	n/a	n/a	\$84			
OH	\$5,461	\$4,578	\$7,265	\$904	\$862	n/a	n/a	n/a	\$411	\$361	\$349	n/a	n/a			
OK	\$250	\$250	\$250	n/a	n/a	n/a	n/a	n/a	n/a	n/a	n/a	n/a	n/a			
OR	\$8,970	\$8,709	\$8,903	\$540	\$730	\$672	\$328	n/a	n/a	n/a	n/a	\$500	\$1,276			
PA	\$5,109	\$5,109	\$5,109	n/a	\$342	\$161	\$500	n/a	n/a	n/a	n/a	n/a	\$300			
SC	\$4,356	\$3,763	\$3,598	\$285	\$603	n/a	n/a	n/a	\$123	\$120	n/a	n/a	\$130			
TN	\$3,292	\$2,901	\$1,688	\$333	\$644	n/a	n/a	n/a	\$541	\$806	n/a	n/a	\$1,527			
TX	\$1,683	\$1,999	\$1,994	\$311	\$126	n/a	n/a	n/a	n/a	n/a	n/a	n/a	n/a			
UT	\$4,434	\$4,148	\$3,705	\$234	\$199	\$1,684	\$78	n/a	\$293	\$189	n/a	n/a	n/a			
VA	\$2,808	\$2,036	\$2,036	\$927	\$863	n/a	n/a	n/a	n/a	n/a	n/a	n/a	n/a			
VT	\$1,347	\$1,347	\$901	n/a	n/a	n/a	\$385	n/a	\$183	\$324	n/a	n/a	n/a			
WA	\$5,832	\$5,229	\$5,475	\$640	\$657	\$1,155	\$500	n/a	\$381	\$818	\$44	n/a	n/a			
WV	\$1,740	\$1,740	n/a	n/a	n/a	n/a	n/a	n/a	\$1,653	\$87	n/a	n/a	n/a			
WI	\$1,540	\$570	\$358	\$605	\$364	\$673	n/a	n/a	\$225	\$227	n/a	n/a	n/a			

Office per 1,000 sq. ft. (100,001 sq. ft. general office building; 0.25 FAR; 3" meter)

State	County	Jurisdiction	Total	Non-Util	Roads	Water	Sewer	Drain	Parks	Library	Fire	Police	GenGov	Schools	Other
AR	Benton	Bentonville	\$658	\$310		\$191	\$156				\$310				
AR	Benton	Lowell	\$698	\$649			\$49				\$649				
AR	Faulkner	Conway	\$1,280	\$1,280	\$1,280										
AR	Washington	Fayetteville	\$975	\$681		\$156	\$138				\$293	\$388			
AZ	Cochise	Sierra Vista	\$1,230	\$1,230	\$1,080						\$70	\$80			
AZ	Gila	Sedona	\$4,228	\$4,228	\$2,300		\$1,028	\$310				\$180	\$410		
AZ	Maricopa	Avondale	\$4,914	\$3,757	\$1,286	\$562	\$595				\$1,067	\$411	\$993		
AZ	Maricopa	Buckeye	\$3,589	\$2,960	\$379	\$295	\$334				\$1,378	\$592	\$611		
AZ	Maricopa	Chandler	\$8,871	\$7,020	\$5,880	\$981	\$870				\$550	\$280	\$310		
AZ	Maricopa	Fountain Hills	\$2,200	\$2,200	\$1,281						\$62	\$276	\$581		
AZ	Maricopa	Gilbert	\$3,840	\$1,877	\$570	\$1,024	\$939				\$586	\$343	\$378		
AZ	Maricopa	Glendale	\$5,025	\$4,036	\$2,173	\$733	\$256				\$447	\$304	\$1,007		\$105
AZ	Maricopa	Goodyear	\$4,558	\$3,480	\$800	\$643	\$435				\$1,040	\$180	\$1,020		\$440
AZ	Maricopa	Mesa	\$1,878	\$1,097		\$355	\$425	\$238			\$215	\$318	\$326		
AZ	Maricopa	Peoria	\$8,511	\$7,937	\$6,305	\$390	\$184				\$654	\$434	\$544		
AZ	Maricopa	Phoenix	\$2,247	\$1,061	\$682	\$857	\$329				\$119	\$198	\$62		
AZ	Maricopa	Scottsdale	\$1,984	\$333		\$1,032	\$619	\$333							
AZ	Maricopa	Surprise	\$8,282	\$7,693	\$4,279	\$356	\$234				\$1,241	\$253	\$996		\$924
AZ	Maricopa	Tempe	\$825			\$426	\$399								
AZ	Mojave	Bullhead City	\$116			\$116									
AZ	Navajo	Show Low	\$1,014	\$464	\$410	\$140	\$464								
AZ	Pima	Pima County	\$2,539	\$1,721	\$1,721		\$818								
AZ	Pima	Marana	\$347			\$347									
AZ	Pima	Oro Valley	\$3,207	\$1,491	\$1,260	\$1,716						\$40	\$191		
AZ	Pima	Tucson	\$6,599	\$6,314	\$5,087	\$285					\$269	\$699	\$259		
AZ	Pinal	Apache Junction	\$5,010	\$5,010	\$4,330							\$520	\$160		
AZ	Pinal	Casa Grande	\$5,440	\$5,012	\$2,239		\$428				\$696	\$128	\$934		\$1,015
AZ	Pinal	Eloy	\$1,248	\$924		\$183	\$141					\$124	\$800		
AZ	Pinal	Florence	\$5,147	\$4,354	\$2,618	\$356	\$438		\$167	\$60	\$644	\$175	\$159		\$531
AZ	Pinal	Queen Creek	\$3,659	\$3,131	\$1,084		\$528				\$267	\$55	\$1,725		
AZ	Yavapai	Yavapai County													
AZ	Yavapai	Chino Valley	\$2,811	\$1,350	\$940	\$84	\$1,377				\$180	\$160	\$70		
AZ	Yavapai	Prescott	\$2,721	\$469	\$469	\$1,728	\$524								
AZ	Yuma	Yuma	\$4,169	\$2,509	\$1,337	\$607	\$1,052				\$267	\$372	\$452		\$81
CA	Alameda	Fremont	\$12,477	\$12,477	\$10,766						\$234		\$1,477		
CA	Alameda	Hayward	\$5,437	\$5,437	\$3,000	\$916	\$1,161							\$360	
CA	Alameda	Livermore	\$23,291	\$23,291	\$17,614	\$583	\$1,060	\$560	\$2,418				\$7	\$470	\$579
CA	Alameda	San Leandro	\$4,406	\$4,406	\$3,230		\$586							\$470	\$120
CA	Contra Costa	Orinda	\$4,890	\$4,890	\$2,470			\$2,420							
CA	El Dorado	El Dorado Co	\$4,238	\$4,238	\$2,608						\$1,160			\$470	
CA	Fresno	Clovis	\$17,487	\$15,480	\$12,611	\$701	\$1,306		\$1,590		\$625	\$100			\$554
CA	Kern	Bakersfield	\$2,992	\$2,352	\$1,795		\$640							\$360	\$197
CA	Los Angeles	Lancaster	\$3,443	\$3,443	\$1,760			\$760			\$876		\$47		
CA	Los Angeles	Long Beach	\$3,333	\$3,333	\$2,000						\$325	\$538		\$470	
CA	Monterey	Salinas	\$5,147	\$4,442	\$3,424		\$705	\$546							\$472
CA	Napa	St. Helena	\$26,730	\$17,040	\$9,220	\$5,390	\$4,300	\$20				\$1,220	\$2,210	\$360	\$4,010
CA	Orange	Brea	\$10,013	\$7,784	\$7,440	\$2,229					\$267	\$77			
CA	Placer	Rocklin	\$13,424	\$13,424	\$11,410			\$64					\$1,950		
CA	Sacramento	Citrus Heights	\$7,712	\$6,520	\$4,840		\$1,192		\$370					\$340	\$970
CA	Sacramento	Elk Grove	\$13,536	\$10,590	\$6,600	\$377	\$2,569		\$1,210		\$1,480	\$130	\$200		\$970

Office per 1,000 sq. ft. (100,000 sq. ft. general office building; 0.25 FAR; 3" meter)																
State	County	Jurisdiction	Total	Non-Util	Roads	Water	Sewer	Drain	Parks	Library	Fire	Police	GenGov	Schools	Other	
CA	Sacramento	Sacramento	\$20,955	\$19,471	\$10,310	\$292	\$1,192	\$2,730	\$250					\$470	\$5,712	
CA	San Bernardino	Highland	\$12,471	\$12,471	\$11,779			\$170			\$182	\$121	\$219			
CA	San Bernardino	Redlands	\$5,033	\$5,033	\$2,863			\$170		\$150	\$720	\$460	\$670			
CA	San Bernardino	Rialto	\$7,451	\$5,390	\$3,910	\$510	\$1,551	\$900	\$140		\$240	\$100	\$100			
CA	San Diego	Carlsbad	\$6,951	\$5,641	\$1,433	\$813	\$496	\$458					\$3,500		\$251	
CA	San Diego	Escondido	\$6,003	\$3,840	\$710	\$883	\$1,280	\$700					\$2,130		\$300	
CA	San Diego	San Diego	\$6,633	\$5,070	\$3,303	\$903	\$660				\$287			\$420	\$1,060	
CA	San Joaquin	Lodi	\$12,585	\$11,275	\$4,771	\$328	\$982	\$2,494	\$1,529		\$485	\$750	\$1,246			
CA	San Joaquin	Ripon	\$18,551	\$14,631	\$8,281	\$1,760	\$2,160	\$1,360	\$920		\$1,749	\$560	\$1,050	\$470	\$241	
CA	San Luis Obispo	Paso Robles	\$12,187	\$9,795	\$7,445	\$1,487	\$905	\$1,350			\$540	\$50	\$410			
CA	San Luis Obispo	San Luis Obispo	\$19,634	\$16,730	\$6,730	\$2,323	\$581								\$10,000	
CA	Santa Barbara	Carpinteria	\$24,537	\$24,537	\$20,660			\$1,042	\$2,200				\$260	\$330	\$45	
CA	Santa Barbara	Santa Maria	\$8,258	\$5,294	\$4,520	\$1,612	\$1,352		\$24	\$155	\$59	\$368	\$168			
CA	Santa Clara	Gilroy	\$27,801	\$22,997	\$19,687	\$838	\$3,966	\$171					\$3,139			
CA	Santa Clara	Palo Alto	\$28,529	\$27,329	\$4,451		\$1,200		\$4,670	\$238					\$17,970	
CA	Santa Cruz	Santa Cruz Co	\$5,463	\$5,463	\$3,303			\$2,160								
CA	Santa Cruz	Scotts Valley	\$12,672	\$12,672	\$9,650		\$982	\$155				\$1,796	\$89			
CA	Shasta	Redding	\$13,463	\$13,463	\$9,853	\$1,102	\$1,107	\$513			\$888					
CA	Solano	Vacaville	\$11,309	\$11,309	\$3,590	\$1,773	\$2,240	\$901			\$113	\$671	\$292	\$330	\$1,399	
CA	Sonoma	Windsor	\$12,163	\$12,163	\$6,446	\$679	\$2,189	\$1,400					\$1,449			
CA	Yolo	Davis	\$8,512	\$8,512	\$5,192			\$118	\$856			\$1,078	\$928	\$340		
CO	Adams	Adams Co	\$1,178	\$1,178	\$1,178											
CO	Adams	Commerce City	\$2,688	\$2,688	\$1,741			\$191	\$756							
CO	Boulder	Boulder	\$9,344	\$6,260	\$2,480	\$2,423	\$662	\$2,340			\$360	\$450	\$130		\$500	
CO	Eagle	Eagle Co	\$5,648	\$5,648	\$5,164						\$484					
CO	Eagle	Basalt	\$3,035	\$2,000	\$1,000	\$1,035									\$1,000	
CO	El Paso	Colorado Springs	\$3,118	\$650	\$650	\$2,044	\$424	\$650								
CO	Fremont	Canon City	\$152	\$152							\$152					
CO	Jefferson	Jefferson Co	\$4,790	\$4,790	\$4,790											
CO	La Plata	Durango	\$3,547	\$2,823	\$2,823	\$558	\$166									
CO	Larimer	Larimer Co	\$3,779	\$3,779	\$3,779											
CO	Larimer	Loveland	\$4,843	\$4,843	\$3,020			\$753			\$290	\$370	\$410			
CO	Larimer	Ft. Collins	\$7,505	\$4,424	\$3,378	\$1,579	\$1,501	\$464			\$207	\$144	\$231			
CO	Mesa	Mesa Co	\$1,801	\$1,801	\$1,801											
CO	Pitkin	Pitkin Co	\$47,774	\$47,774	\$4,770				\$4,100						\$38,904	
CO	Weld	Weld Co	\$2,825	\$2,825	\$2,430			\$300					\$95			
CO	Weld	Windsor	\$4,983	\$3,538	\$2,840	\$932	\$513	\$698								
CO	Weld	Greeley	\$3,526	\$3,526	\$2,560			\$254			\$623	\$89				
DE	New Castle	New Castle Co	\$1,759	\$453			\$1,306				\$297	\$14	\$142			
FL	Alachua	Alachua Co	\$4,351	\$4,351	\$4,275						\$76					
FL	Brevard	Brevard Co	\$78	\$78							\$44				\$34	
FL	Brevard	Cocoa	\$332	\$52		\$280					\$18				\$34	
FL	Brevard	Melbourne	\$239	\$239							\$18		\$187		\$34	
FL	Brevard	Palm Bay	\$230	\$230							\$153	\$43			\$34	
FL	Brevard	Rockledge	\$52	\$52							\$18				\$34	
FL	Broward	Broward Co	\$4,214	\$4,214	\$4,214											
FL	Broward	Ft. Lauderdale														
FL	Charlotte	Charlotte Co	\$656	\$656	\$656											
FL	Citrus	Citrus Co	\$2,346	\$2,346	\$1,803						\$226	\$166	\$151			

Office per 1,000 sq. ft. (100,000 sq. ft. general office building; 0.25 FAR; 3" meter)															
State	County	Jurisdiction	Total	Non-Util	Roads	Water	Sewer	Drain	Parks	Library	Fire	Police	GenGov	Schools	Other
FL	Clay	Clay Co													
FL	Collier	Collier Co	\$9,727	\$8,699	\$7,205	\$513	\$515				\$669	\$133	\$410		\$282
FL	Columbia	Columbia Co													
FL	Dade	Miami/Dade Co	\$4,864	\$4,864	\$4,209						\$306	\$349			
FL	Dade	Miami	\$4,891	\$4,891	\$4,209						\$336	\$206	\$140		
FL	DeSoto	DeSoto Co													
FL	Flagler	Flagler Co	\$1,500	\$1,500	\$1,500										
FL	Flagler	Palm Coast	\$5,817	\$5,031	\$4,489	\$389	\$397				\$542				
FL	Gilchrist	Gilchrist Co	\$560	\$560	\$500								\$60		
FL	Glades	Glades Co													
FL	Hardee	Hardee Co													
FL	Hendry	Hendry Co													
FL	Hernando	Hernando Co													
FL	Highlands	Highlands Co													
FL	Hillsborough	Hillsborough Co	\$2,502	\$1,934	\$1,893	\$264	\$304				\$41				
FL	Hillsborough	Plant City	\$2,433	\$1,815	\$1,281	\$119	\$499				\$262	\$272			
FL	Hillsborough	Tampa	\$3,425	\$3,425	\$3,425										
FL	Indian River	Indian River Co	\$4,260	\$4,260	\$3,798						\$246	\$216			
FL	Lake	Lake Co	\$1,301	\$1,301							\$1,301				
FL	Lake	Eustis	\$2,426	\$666		\$430	\$1,330				\$343	\$323			
FL	Lee	Lee Co	\$5,656	\$5,656	\$5,355						\$301				
FL	Lee	Bonita Springs	\$7,359	\$7,359	\$7,097						\$262				
FL	Lee	Cape Coral	\$3,781	\$2,960	\$2,634	\$538	\$284				\$162	\$163			
FL	Lee	Ft. Myers	\$6,296	\$5,606	\$5,355	\$354	\$335				\$251				
FL	Levy	Levy Co	\$898	\$898	\$818						\$80				
FL	Manatee	Manatee Co	\$2,562	\$2,562	\$1,823						\$133	\$606			
FL	Marion	Marion Co	\$209	\$209							\$209				
FL	Martin	Martin Co	\$2,676	\$2,676	\$1,970						\$198	\$236	\$272		
FL	Monroe	Monroe Co	\$1,914	\$1,914	\$684						\$64	\$112			\$1,054
FL	Nassau	Nassau Co	\$0	\$0											
FL	Okaloosa	Destin	\$1,429	\$1,429	\$1,404							\$25			
FL	Orange	Orange Co.	\$4,285	\$4,285	\$4,071						\$152	\$62			
FL	Orange	Ocoee	\$7,968	\$5,708	\$4,908	\$570	\$1,690				\$470	\$330			
FL	Orange	Orlando	\$4,074	\$3,668	\$3,408		\$406				\$260				
FL	Orange	Winter Garden	\$6,693	\$5,576	\$4,466	\$438	\$680				\$610	\$500			
FL	Osceola	Osceola Co	\$90	\$90							\$90				
FL	Palm Beach	Palm Beach Co	\$2,359	\$2,359	\$2,026						\$151	\$64	\$118		
FL	Palm Beach	Palm Beach Gardens	\$3,344	\$3,344	\$2,745						\$261	\$220	\$118		
FL	Pasco	Pasco Co	\$3,797	\$3,153	\$3,153	\$234	\$410								
FL	Pinellas	Pinellas Co	\$2,823	\$2,767	\$2,767	\$56									
FL	Polk	Polk Co	\$0	\$0											
FL	Polk	Lakeland	\$4,790	\$4,790	\$4,233						\$207	\$350			
FL	Putnam	Putnam Co													
FL	Santa Rosa	Santa Rosa Co													
FL	St Johns	St. Johns Co	\$2,597	\$2,597	\$1,913						\$164	\$67	\$453		
FL	St Lucie	St. Lucie Co	\$3,441	\$3,441	\$2,553						\$310	\$298	\$280		
FL	Sarasota	Sarasota Co	\$4,827	\$3,877	\$3,004	\$544	\$406				\$178	\$102	\$177		\$416
FL	Sarasota	North Port	\$3,480	\$3,480	\$2,883						\$388	\$130	\$79		
FL	Seminole	Seminole Co	\$1,944	\$1,944	\$1,872						\$72				

Office per 1,000 sq. ft. (100,000 sq. ft. general office building; 0.25 FAR; 3" meter)															
State	County	Jurisdiction	Total	Non-Util	Roads	Water	Sewer	Drain	Parks	Library	Fire	Police	GenGov	Schools	Other
FL	Seminole	Altamonte Springs	\$1,523	\$1,523	\$1,176						\$72	\$275			
FL	Seminole	Winter Springs	\$7,156	\$7,156	\$4,775						\$1,264	\$355	\$762		
FL	Sumter	Sumter Co	\$3,389	\$3,389	\$3,269						\$120				
FL	Volusia	Volusia Co	\$2,310	\$2,310	\$2,310										
FL	Volusia	Daytona Beach	\$2,310	\$2,310	\$2,310										
FL	Volusia	Deland	\$2,662	\$2,662	\$2,310	\$0	\$0				\$22	\$30	\$300		
FL	Volusia	Deltona	\$5,404	\$3,578	\$3,578	\$543	\$1,283								
FL	Volusia	Ormond Beach	\$3,129	\$2,497	\$2,435	\$320	\$312	\$62							
FL	Volusia	Port Orange	\$4,114	\$3,619	\$3,419	\$249	\$246				\$200				
GA	Cherokee	Canton	\$1,377	\$1,377	\$989				\$173		\$173	\$43			
GA	Cherokee	Cherokee Co	\$161	\$161	\$63						\$65	\$33			
GA	Effingham	Effingham Co	\$1,361	\$860	\$830	\$213	\$288					\$30			
GA	Forsyth	Forsyth Co	\$86	\$86							\$86				
GA	Fulton	Alpharetta	\$1,423	\$1,423	\$1,211				\$14		\$198				
GA	Fulton	Atlanta	\$1,935	\$1,935	\$1,608				\$241		\$67	\$19			
GA	Fulton	Roswell	\$897	\$897	\$280						\$617				
GA	Hall	Hall Co	\$172	\$172											\$172
GA	Henry	Henry Co	\$1,225	\$1,225											\$1,225
GA	Henry	McDonough	\$684	\$684											\$684
HI	Honolulu	Honolulu	\$3,403	\$3,403	\$3,403										
ID	Ada	Boise	\$6,167	\$6,167	\$5,897						\$210	\$60			
ID	Kootenai	Post Falls	\$2,068	\$944	\$850	\$213	\$911					\$80			\$14
IL	DeKalb	DeKalb (city)													
IL	DuPage	DuPage County	\$2,114	\$2,114	\$2,114										
IL	Kane	Kane County	\$2,873	\$2,873	\$2,873										
IN	Hamilton	Fishers	\$3,210	\$2,610	\$2,610		\$600								
IN	Hamilton	Noblesville	\$1,211	\$1,211	\$1,211										
KS	Johnson	Lenexa	\$2,830	\$2,830	\$1,366			\$1,184	\$115						\$165
KS	Johnson	Olathe	\$2,479	\$1,220	\$1,090	\$605	\$654		\$130						
KS	Johnson	Overland Park	\$860	\$860	\$860										
LA	E Baton Rouge	Baton Rouge	\$1,403	\$795	\$795		\$608								
LA	St Tammany	St Tammany Parish	\$3,343	\$3,343	\$2,173			\$1,170							
MD	Anne Arundel	Anne Arundel Co	\$8,062	\$6,014	\$5,694	\$880	\$1,168					\$320			
MD	Calvert	Calvert Co	\$1,454	\$110		\$480	\$864								\$110
MD	Carroll	Carroll Co													
MD	Charles	Charles Co	\$1,604			\$615	\$989								
MD	Frederick	Frederick Co	\$1,823			\$761	\$1,062								
MD	Harford	Harford Co													
MD	Howard	Howard Co	\$1,040	\$1,040	\$1,040										
MD	Montgomery	Montgomery Co	\$11,212	\$10,400	\$10,400	\$352	\$460								
MD	Queen Anne's	Queen Anne's Co	\$1,580	\$1,580							\$1,580				
MD	St. Mary's	St. Mary's Co													
MO	Clay/Jackson	Kansas City	\$1,049	\$1,049	\$1,049										
MO	Jackson	Lee's Summit	\$848	\$848	\$848										
MT	Gallatin	Bozeman	\$3,363	\$2,226	\$2,031	\$601	\$536				\$195				

Office per 1,000 sq. ft. (100,000 sq. ft. general office building; 0.25 FAR; 3" meter)

State	County	Jurisdiction	Total	Non-Util	Roads	Water	Sewer	Drain	Parks	Library	Fire	Police	GenGov	Schools	Other
NC	Chatham	Chatham Co.	\$300			\$300									
NC	Durham	Durham	\$2,089	\$1,706	\$1,706	\$223	\$160								
NC	Orange	Orange Co.	\$1,553			\$574	\$979								
NC	Wake	Cary	\$2,543	\$1,833	\$1,833	\$235	\$475								
NC	Wake	Raleigh	\$2,640	\$1,894	\$1,894	\$373	\$373								
NE	Lancaster	Lincoln	\$3,821	\$3,620	\$3,620	\$134	\$67								
NH	Hillsborough	Manchester													
NH	Merrimack	Concord	\$1,530	\$1,530	\$1,530										
NH	Rockingham	Salem	\$560	\$560								\$560			
NH	Rockingham	Fremont													
NM	Bernalillo	Albuquerque	\$2,404	\$1,939	\$1,708	\$266	\$199	\$194				\$38			
NM	Bernalillo	Bernalillo Co	\$1,117	\$1,117	\$753			\$230			\$134				
NM	Dona Ana	Las Cruces	\$296			\$182	\$114								
NM	Lincoln	Ruidoso	\$943			\$614	\$329								
NM	Sandoval	Rio Rancho	\$5,785	\$4,895	\$3,094	\$522	\$368	\$1,430			\$335				\$36
NM	Santa Fe	Santa Fe	\$3,051	\$2,597	\$2,429	\$314	\$140				\$124	\$44			
NM	Santa Fe	Santa Fe County	\$335	\$335							\$335				
NM	Valencia	Los Lunas	\$375			\$146	\$229								
NV	Churchill	Churchill County													
NV	Clark	Las Vegas	\$1,521	\$1,067	\$983		\$454								\$84
NV	Clark	Mesquite	\$1,078	\$1,078	\$994										\$84
NV	Placer	Truckee	\$1,140	\$1,140							\$1,140				
NV	Washoe	Reno	\$3,991	\$3,991	\$3,991										
OH	Butler	Middletown													
OH	Delaware	Delaware (city)	\$3,096	\$1,330		\$904	\$862				\$574	\$240	\$516		
OH	Warren	Hamilton Township	\$4,956	\$4,956	\$4,562						\$244	\$150			
OK	Cleveland	Moore	\$250	\$250	\$250										
OR	Clackamas	Clackamas Co.	\$8,415	\$7,359	\$6,859		\$1,056							\$500	
OR	Clackamas	West Linn	\$11,445	\$9,391	\$8,048	\$1,102	\$952	\$682							\$661
OR	Deschutes	Bend	\$3,986	\$3,250	\$3,250	\$452	\$284								
OR	Josephine	Grants Pass	\$7,049	\$6,230	\$6,230	\$426	\$393								
OR	Lane	Eugene	\$4,298	\$3,973	\$2,589		\$325	\$384	\$1,000						
OR	Lane	Springfield	\$5,842	\$3,799	\$2,653		\$2,043	\$1,146							
OR	Marion	Salem	\$3,239	\$2,390	\$2,088	\$493	\$356	\$302							
OR	Marion	Silverton	\$2,282	\$1,360		\$441	\$481	\$1,360							
OR	Multnomah	Portland	\$5,247	\$4,296	\$3,530	\$257	\$694	\$328	\$438						
OR	Washington	Tigard	\$8,113	\$7,502	\$6,869	\$611			\$633						
OR	Washington	Washington Co	\$8,089	\$7,369	\$6,869		\$720	\$500							
PA	Montgomery	Towamencin Twp	\$6,549	\$3,274	\$3,274		\$571	\$161	\$500						\$300
SC	Beaufort	Beaufort Co	\$1,320	\$1,320	\$1,265						\$55				
SC	Beaufort	Hilton Head	\$4,123	\$3,253	\$3,253	\$384	\$486								
SC	Berkeley	Mt. Pleasant	\$2,447	\$1,540	\$1,100	\$187	\$720				\$190	\$120			\$130



Office per 1,000 sq. ft. (100,000 sq. ft. general office building; 0.25 FAR; 3" meter)															
State	County	Jurisdiction	Total	Non-Util	Roads	Water	Sewer	Drain	Parks	Library	Fire	Police	GenGov	Schools	Other
TN	Rutherford	La Vergne	\$1,681	\$1,305	\$1,305	\$80	\$296								
TN	Rutherford	Smyrna	\$2,839	\$2,839	\$2,529						\$310				
TN	Sumner	Portland													\$400
TN	Sumner	White House	\$1,550	\$1,550	\$929						\$247	\$374			
TN	Williamson	Franklin	\$6,187	\$4,610	\$2,430	\$585	\$992								\$2,180
TN	Williamson	Nolensville	\$2,753	\$2,753	\$753										\$2,000
TX	Brazos	College Station	\$180			\$123	\$57								
TX	Collin	Allen	\$1,022	\$750	\$750	\$192	\$80								
TX	Collin	McKinney	\$2,903	\$2,610	\$2,610	\$260	\$33								
TX	Denton	Denton	\$1,222			\$833	\$389								
TX	Tarrant	Arlington	\$1,495	\$1,253	\$1,253	\$135	\$107								
TX	Tarrant	Colleyville	\$1,280	\$779	\$779	\$399	\$103								
TX	Tarrant	Ft. Worth	\$2,244		\$2,015	\$189	\$40								
TX	Williamson	Georgetown	\$556			\$355	\$201								
UT	Cache	Logan	\$419	\$239	\$112	\$39	\$140	\$47			\$62	\$18			
UT	Davis	Layton	\$11,759	\$11,615	\$2,190	\$144		\$8,957			\$468				
UT	Salt Lake	Draper	\$3,329	\$3,117	\$2,331	\$212		\$137			\$542	\$107			
UT	Salt Lake	Salt Lake City	\$4,200	\$4,200	\$3,580						\$320	\$300			
UT	Salt Lake	Sandy City	\$1,199	\$756		\$443		\$416	\$49		\$206	\$85			
UT	Salt Lake	West Jordan City	\$3,407	\$2,684	\$1,470	\$421	\$302	\$934			\$200	\$80			
UT	Salt Lake	West Valley City	\$1,547	\$1,547	\$1,245			\$111			\$111	\$80			
UT	Tooele	Tooele	\$798	\$320		\$354	\$124					\$320			
UT	Utah	Payson	\$604	\$225		\$146	\$233				\$225				
UT	Utah	Provo	\$1,481	\$1,170	\$614	\$114	\$197	\$556							
VA	Loudoun	Leesburg	\$1,916			\$749	\$1,167								
VA	Stafford	Stafford Co	\$4,270	\$2,606	\$2,606	\$1,104	\$560								
VT	Chittenden	Burlington	\$1,515	\$1,515	\$623				\$385		\$183	\$324			
VT	Chittenden	Williston	\$447	\$447	\$447										
WA	Clark	Vancouver	\$2,576	\$2,046	\$2,046	\$530									
WA	Cowlitz	Woodland	\$933	\$510		\$195	\$228				\$510				
WA	King	King Co													
WA	King	Bellevue	\$874	\$874	\$874										
WA	King	Bothell	\$9,735	\$8,960	\$8,960	\$523	\$252								
WA	King	Issaquah	\$2,549	\$2,549	\$2,180						\$215	\$111	\$43		
WA	King	Kirkland	\$9,535	\$7,585	\$7,400	\$1,461	\$489	\$185							
WA	Kitsap	Kitsap Co	\$412	\$412	\$412										
WA	Pierce	Pierce Co	\$1,795	\$1,795	\$1,795										
WA	Skagit	Anacortes	\$3,851	\$2,488		\$197	\$1,166	\$2,488							
WA	Skagit	Burlington	\$7,168	\$6,581	\$5,413		\$587	\$441	\$500		\$227				
WA	Snohomish	Snohomish Co	\$2,318	\$2,318	\$2,318										
WA	Thurston	Olympia	\$6,860	\$6,860	\$6,860										
WA	Thurston	Turnwater	\$3,826	\$3,171	\$3,070		\$655				\$101				
WA	Whatcom	Bellingham	\$5,932	\$3,775	\$2,871	\$935	\$1,222	\$904							
WV	Jefferson	Jefferson Co	\$577	\$577							\$548	\$29			
WI	Dane	Fitchburg													
WI	Jefferson	Oconomowoc	\$1,497	\$808	\$358	\$140	\$549				\$225	\$225			
WI	Ozaukee	Cedarburg	\$562	\$229		\$236	\$97					\$229			
WI	St Croix	Hudson	\$1,536	\$404		\$864	\$268	\$404							

Office per 1,000 sq. ft. (100,000 sq. ft. general office building; 0.25 FAR; 3" meter)															
Summary	Total	Non-Util	Roads	Water	Sewer	Drain	Parks	Library	Fire	Police	GenGov	Schools	Other		
National Average	\$4,484	\$4,090	\$3,367	\$624	\$701	\$873	\$940	\$151	\$373	\$266	\$613	\$411	\$2,011		
Sample Size	260	245	207	127	136	60	27	4	123	95	63	15	49		
National Avg w/o CA	\$3,256	\$2,931	\$2,632	\$503	\$531	\$844	\$613		\$337	\$215	\$406		\$1,677		
Sample Size w/o CA	223	208	170	107	111	37	15		106	80	42		32		
State Average Fees															
AR	\$903	\$730	\$1,280	\$174	\$114	n/a	n/a	n/a	\$417	\$388	n/a	n/a	n/a		
AZ	\$3,662	\$3,141	\$2,109	\$601	\$564	\$294	\$167	\$60	\$542	\$278	\$571	n/a	\$516		
CA	\$11,884	\$10,601	\$6,748	\$1,275	\$1,455	\$920	\$1,348	\$181	\$602	\$535	\$1,026	\$404	\$2,638		
CO	\$6,502	\$5,806	\$2,917	\$1,429	\$653	\$706	\$2,428	n/a	\$353	\$263	\$217	n/a	\$13,468		
DE	\$1,759	\$453	n/a	n/a	\$1,306	n/a	n/a	n/a	\$297	\$14	\$142	n/a	n/a		
FL	\$3,114	\$2,852	\$3,047	\$344	\$569	\$62	n/a	n/a	\$262	\$217	\$251	n/a	\$240		
GA	\$932	\$882	\$830	\$213	\$288	n/a	\$143	n/a	\$201	\$31	n/a	n/a	\$694		
HI	\$3,403	\$3,403	\$3,403	n/a	n/a	n/a	n/a	n/a	n/a	n/a	n/a	n/a	n/a		
ID	\$4,118	\$3,556	\$3,374	\$213	\$911	n/a	n/a	n/a	\$210	\$70	n/a	n/a	\$14		
IL	\$2,494	\$2,494	\$2,494	n/a	n/a	n/a	n/a	n/a	n/a	n/a	n/a	n/a	n/a		
IN	\$2,210	\$1,910	\$1,910	n/a	\$600	n/a	n/a	n/a	n/a	n/a	n/a	n/a	n/a		
KS	\$2,056	\$1,637	\$1,105	\$605	\$654	\$1,184	\$122	n/a	n/a	n/a	n/a	n/a	\$165		
LA	\$2,373	\$2,069	\$1,484	n/a	\$608	\$1,170	n/a	n/a	n/a	n/a	n/a	n/a	n/a		
MD	\$3,825	\$3,829	\$5,711	\$618	\$909	n/a	n/a	n/a	\$1,580	\$320	n/a	n/a	\$110		
MO	\$949	\$949	\$949	n/a	n/a	n/a	n/a	n/a	n/a	n/a	n/a	n/a	n/a		
MT	\$3,363	\$2,226	\$2,031	\$601	\$536	n/a	n/a	n/a	\$195	n/a	n/a	n/a	n/a		
NC	\$1,825	\$1,811	\$1,811	\$341	\$497	n/a	n/a	n/a	n/a	n/a	n/a	n/a	n/a		
NE	\$3,821	\$3,620	\$3,620	\$134	\$67	n/a	n/a	n/a	n/a	n/a	n/a	n/a	n/a		
NH	\$1,045	\$1,045	\$1,530	n/a	n/a	n/a	n/a	n/a	n/a	\$560	n/a	n/a	n/a		
NM	\$1,788	\$2,177	\$1,996	\$341	\$230	\$618	n/a	n/a	\$232	\$41	n/a	n/a	\$36		
NV	\$1,933	\$1,819	\$1,989	n/a	\$454	n/a	n/a	n/a	\$1,140	n/a	n/a	n/a	\$84		
OH	\$4,026	\$3,143	\$4,562	\$904	\$862	n/a	n/a	n/a	\$409	\$195	\$516	n/a	n/a		
OK	\$250	\$250	\$250	n/a	n/a	n/a	n/a	n/a	n/a	n/a	n/a	n/a	n/a		
OR	\$6,182	\$5,174	\$4,898	\$540	\$730	\$672	\$690	n/a	n/a	n/a	n/a	\$500	\$661		
PA	\$6,549	\$3,274	\$3,274	n/a	\$571	\$161	\$500	n/a	n/a	n/a	n/a	n/a	\$300		
SC	\$2,630	\$2,038	\$1,873	\$285	\$603	n/a	n/a	n/a	\$123	\$120	n/a	n/a	\$130		
TN	\$3,002	\$2,611	\$1,589	\$333	\$644	n/a	n/a	n/a	\$279	\$374	n/a	n/a	\$1,527		
TX	\$1,363	\$1,348	\$1,481	\$311	\$126	n/a	n/a	n/a	n/a	n/a	n/a	n/a	n/a		
UT	\$2,874	\$2,588	\$1,649	\$234	\$199	\$1,594	\$49	n/a	\$267	\$141	n/a	n/a	n/a		
VA	\$3,093	\$2,606	\$2,606	\$927	\$863	n/a	n/a	n/a	n/a	n/a	n/a	n/a	n/a		
VT	\$981	\$981	\$535	n/a	n/a	n/a	\$385	n/a	\$183	\$324	n/a	n/a	n/a		
WA	\$4,169	\$3,566	\$3,683	\$640	\$657	\$1,005	\$500	n/a	\$263	\$111	\$43	n/a	n/a		
WV	\$577	\$577	n/a	n/a	n/a	n/a	n/a	n/a	\$548	\$29	n/a	n/a	n/a		
WI	\$1,198	\$480	\$358	\$413	\$305	\$404	n/a	n/a	\$225	\$227	n/a	n/a	n/a		

Industrial per 1,000 sq. ft. (100,001 sq. ft. building; 0.15 FAR; 3" meter)																
State	County	Jurisdiction	Total	Non-Util	Roads	Water	Sewer	Drain	Parks	Library	Fire	Police	GenGov	Schools	Other	
AR	Benton	Bentonville	\$538	\$190		\$191	\$156				\$190					
AR	Benton	Lowell	\$469	\$420			\$49				\$420					
AR	Faulkner	Conway	\$808	\$808	\$808											
AR	Washington	Fayetteville	\$566	\$272		\$156	\$138				\$117	\$155				
AZ	Cochise	Sierra Vista	\$720	\$720	\$640						\$40	\$40				
AZ	Gila	Sedona	\$3,335	\$3,335	\$1,410		\$1,028	\$517				\$100	\$280			
AZ	Maricopa	Avondale	\$3,325	\$2,168	\$672	\$562	\$595				\$668	\$214	\$614			
AZ	Maricopa	Buckeye	\$2,669	\$2,040	\$232	\$295	\$334				\$965	\$415	\$428			
AZ	Maricopa	Chandler	\$3,881	\$2,030	\$1,660	\$981	\$870				\$180	\$90	\$100			
AZ	Maricopa	Fountain Hills	\$981	\$981	\$62						\$62	\$276	\$581			
AZ	Maricopa	Gilbert	\$3,675	\$1,712	\$405	\$1,024	\$939				\$586	\$343	\$378			
AZ	Maricopa	Glendale	\$3,364	\$2,375	\$1,228	\$733	\$256				\$280	\$171	\$630		\$66	
AZ	Maricopa	Goodyear	\$3,398	\$2,320	\$480	\$643	\$435				\$720	\$110	\$700		\$310	
AZ	Maricopa	Mesa	\$1,878	\$1,097		\$355	\$425	\$238			\$215	\$318	\$326			
AZ	Maricopa	Peoria	\$5,871	\$5,297	\$3,665	\$390	\$184				\$654	\$434	\$544			
AZ	Maricopa	Phoenix	\$2,008	\$822	\$416	\$857	\$329				\$165	\$216	\$25			
AZ	Maricopa	Scottsdale	\$2,206	\$555		\$1,032	\$619	\$555								
AZ	Maricopa	Surprise	\$3,563	\$2,973	\$1,316	\$356	\$234				\$640	\$78	\$513		\$426	
AZ	Maricopa	Tempe	\$825			\$426	\$399									
AZ	Mojave	Bullhead City	\$116			\$116										
AZ	Navajo	Show Low	\$1,129	\$464	\$525	\$140	\$464									
AZ	Pima	Pima County	\$3,005	\$2,187	\$2,187		\$818									
AZ	Pima	Marana	\$347			\$347										
AZ	Pima	Oro Valley	\$2,567	\$851	\$689	\$1,716						\$22	\$140			
AZ	Pima	Tucson	\$3,708	\$3,423	\$2,196	\$285					\$269	\$699	\$259			
AZ	Pinal	Apache Junction	\$2,630	\$2,630	\$2,260							\$270	\$100			
AZ	Pinal	Casa Grande	\$3,939	\$3,511	\$1,373		\$428				\$451	\$67	\$605		\$1,015	
AZ	Pinal	Eloy	\$953	\$629		\$183	\$141					\$77	\$552			
AZ	Pinal	Florence	\$2,438	\$1,645	\$425	\$356	\$438		\$92	\$34	\$371	\$101	\$91		\$531	
AZ	Pinal	Queen Creek	\$2,716	\$2,188	\$770		\$528				\$190	\$39	\$1,189			
AZ	Yavapai	Yavapai County														
AZ	Yavapai	Chino Valley	\$4,541	\$3,080	\$2,670	\$84	\$1,377				\$180	\$160	\$70			
AZ	Yavapai	Prescott	\$2,721	\$469	\$469	\$1,728	\$524									
AZ	Yuma	Yuma	\$3,078	\$1,418	\$714	\$607	\$1,052				\$169	\$199	\$285		\$51	
CA	Alameda	Fremont	\$4,408	\$4,408	\$3,552						\$117		\$739			
CA	Alameda	Hayward	\$3,877	\$3,877	\$1,440	\$916	\$1,161							\$360		
CA	Alameda	Livermore	\$14,517	\$14,517	\$11,161	\$583	\$270	\$560	\$1,193			\$3	\$470	\$277		
CA	Alameda	San Leandro	\$2,216	\$2,216	\$1,040		\$586							\$470	\$120	
CA	Contra Costa	Orinda	\$4,890	\$4,890	\$2,470			\$2,420								
CA	El Dorado	El Dorado Co	\$3,290	\$3,290	\$1,660						\$1,160			\$470		
CA	Fresno	Clovis	\$17,487	\$15,480	\$12,611	\$701	\$1,306		\$1,590		\$625	\$100			\$554	
CA	Kern	Bakersfield	\$2,624	\$1,984	\$1,296		\$640							\$360	\$328	
CA	Los Angeles	Lancaster	\$2,353	\$2,353	\$670			\$760			\$876		\$47			
CA	Los Angeles	Long Beach	\$1,920	\$1,920	\$1,100						\$132	\$218		\$470		
CA	Monterey	Salinas	\$4,254	\$3,549	\$2,168		\$705	\$909							\$472	
CA	Napa	St. Helena	\$21,270	\$10,200	\$5,830	\$5,700	\$5,370	\$20				\$1,220	\$1,540	\$360	\$1,230	
CA	Orange	Brea	\$9,847	\$7,618	\$7,440	\$2,229					\$138	\$40				
CA	Placer	Rocklin	\$7,027	\$7,027	\$5,951			\$106					\$970			
CA	Sacramento	Citrus Heights	\$6,672	\$5,480	\$4,440		\$1,192		\$90					\$340	\$610	
CA	Sacramento	Elk Grove	\$10,155	\$6,290	\$4,640	\$377	\$3,488		\$410		\$550	\$30	\$50		\$610	

Industrial per 1,000 sq. ft. (100,000 sq. ft. building; 0.15 FAR; 3" meter)																
State	County	Jurisdiction	Total	Non-Util	Roads	Water	Sewer	Drain	Parks	Library	Fire	Police	GenGov	Schools	Other	
CA	Sacramento	Sacramento	\$15,416	\$13,932	\$4,266	\$292	\$1,192	\$1,820	\$160					\$470	\$7,216	
CA	San Bernardino	Highland	\$8,676	\$8,676	\$8,193			\$203			\$54	\$7	\$219			
CA	San Bernardino	Redlands	\$2,622	\$2,622	\$1,812			\$150		\$50	\$240	\$150	\$220			
CA	San Bernardino	Rialto	\$3,889	\$3,240	\$2,220	\$510	\$139	\$790	\$120		\$10	\$20	\$80			
CA	San Diego	Carlsbad	\$6,897	\$5,588	\$907	\$813	\$496	\$763					\$3,500		\$418	
CA	San Diego	Escondido	\$4,463	\$2,950	\$340	\$883	\$630	\$700					\$1,610		\$300	
CA	San Diego	San Diego	\$5,001	\$3,438	\$2,091	\$903	\$660				\$287			\$420	\$640	
CA	San Joaquin	Lodi	\$12,489	\$11,285	\$4,863	\$222	\$982	\$4,157	\$1,086		\$210	\$101	\$868			
CA	San Joaquin	Ripon	\$22,217	\$14,150	\$7,716	\$2,933	\$5,133	\$2,800	\$667		\$962	\$400	\$733	\$470	\$402	
CA	San Luis Obispo	Paso Robles	\$7,107	\$4,715	\$3,635	\$1,487	\$905	\$890			\$50	\$20	\$120			
CA	San Luis Obispo	San Luis Obispo	\$14,844	\$11,940	\$1,940	\$2,323	\$581								\$10,000	
CA	Santa Barbara	Carpinteria	\$14,037	\$14,037	\$9,830			\$2,042	\$1,600				\$190	\$330	\$45	
CA	Santa Barbara	Santa Maria	\$7,358	\$4,394	\$3,620	\$1,612	\$1,352		\$24	\$155	\$59	\$368	\$168			
CA	Santa Clara	Gilroy	\$11,586	\$6,782	\$5,178	\$838	\$3,966	\$210					\$1,394			
CA	Santa Clara	Palo Alto	\$26,975	\$25,775	\$2,897		\$1,200		\$4,670	\$238					\$17,970	
CA	Santa Cruz	Santa Cruz Co	\$4,251	\$4,251	\$2,091			\$2,160								
CA	Santa Cruz	Scotts Valley	\$10,024	\$10,024	\$5,750		\$982	\$155				\$2,993	\$144			
CA	Shasta	Redding	\$8,131	\$8,131	\$5,068	\$1,102	\$1,107	\$374			\$480					
CA	Solano	Vacaville	\$16,245	\$16,245	\$2,627	\$1,773	\$8,842	\$1,502			\$188	\$190	\$204	\$330	\$588	
CA	Sonoma	Windsor	\$9,994	\$9,994	\$4,171	\$679	\$2,189	\$2,334					\$621			
CA	Yolo	Davis	\$1,682	\$1,682	\$480			\$118	\$223			\$280	\$241	\$340		
CO	Adams	Adams Co	\$776	\$776	\$776											
CO	Adams	Commerce City	\$2,725	\$2,725	\$1,146			\$319	\$1,260							
CO	Boulder	Boulder	\$9,344	\$6,260	\$2,480	\$2,423	\$662	\$2,340			\$360	\$450	\$130		\$500	
CO	Eagle	Eagle Co	\$3,674	\$3,674	\$3,190						\$484					
CO	Eagle	Basalt	\$2,518	\$2,000	\$1,000		\$518								\$1,000	
CO	El Paso	Colorado Springs	\$3,552	\$1,084		\$2,044	\$424	\$1,084								
CO	Fremont	Canon City	\$152	\$152							\$152					
CO	Jefferson	Jefferson Co	\$2,060	\$2,060	\$2,060											
CO	La Plata	Durango	\$2,687	\$1,963	\$1,963	\$558	\$166									
CO	Larimer	Larimer Co	\$2,538	\$2,538	\$2,538											
CO	Larimer	Loveland	\$2,409	\$2,409	\$1,580			\$709			\$30	\$40	\$50			
CO	Larimer	Ft. Collins	\$6,056	\$2,975	\$2,042	\$1,579	\$1,501	\$773			\$57	\$39	\$64			
CO	Mesa	Mesa Co	\$1,249	\$1,249	\$1,249											
CO	Pitkin	Pitkin Co	\$16,604	\$16,604	\$2,390				\$4,100						\$10,114	
CO	Weld	Weld Co	\$2,013	\$2,013	\$1,618			\$300					\$95			
CO	Weld	Windsor	\$4,224	\$2,779	\$1,799	\$932	\$513	\$980								
CO	Weld	Greeley	\$1,733	\$1,733	\$1,144			\$136			\$403	\$50				
DE	New Castle	New Castle Co	\$1,578	\$272			\$1,306				\$177	\$7	\$88			
FL	Alachua	Alachua Co	\$2,933	\$2,933	\$2,857						\$76					
FL	Brevard	Brevard Co	\$78	\$78							\$44				\$34	
FL	Brevard	Cocoa	\$332	\$52		\$280					\$18				\$34	
FL	Brevard	Melbourne	\$128	\$128							\$18		\$76		\$34	
FL	Brevard	Palm Bay	\$210	\$210							\$157	\$19			\$34	
FL	Brevard	Rockledge	\$52	\$52							\$18				\$34	
FL	Broward	Broward Co	\$2,891	\$2,891	\$2,891											
FL	Broward	Ft. Lauderdale														
FL	Charlotte	Charlotte Co	\$1,182	\$1,182	\$1,182											
FL	Citrus	Citrus Co	\$844	\$844	\$628						\$90	\$66	\$60			

Industrial per 1,000 sq. ft. (100,000 sq. ft. building; 0.15 FAR; 3" meter)																
State	County	Jurisdiction	Total	Non-Util	Roads	Water	Sewer	Drain	Parks	Library	Fire	Police	GenGov	Schools	Other	
FL	Clay	Clay Co														
FL	Collier	Collier Co	\$6,834	\$5,806	\$4,619	\$513	\$515				\$646	\$89	\$275		\$177	
FL	Columbia	Columbia Co														
FL	Dade	Miami/Dade Co	\$4,211	\$4,211	\$2,613						\$1,249	\$349				
FL	Dade	Miami	\$3,017	\$3,017	\$2,613						\$210	\$107	\$87			
FL	DeSoto	DeSoto Co														
FL	Flagler	Flagler Co	\$794	\$794	\$794											
FL	Flagler	Palm Coast	\$3,884	\$3,098	\$2,556	\$389	\$397				\$542					
FL	Gilchrist	Gilchrist Co	\$560	\$560	\$500								\$60			
FL	Glades	Glades Co														
FL	Hardee	Hardee Co														
FL	Hendry	Hendry Co														
FL	Hernando	Hernando Co														
FL	Highlands	Highlands Co														
FL	Hillsborough	Hillsborough Co	\$1,571	\$1,003	\$994	\$264	\$304				\$9					
FL	Hillsborough	Plant City	\$1,240	\$622	\$278	\$119	\$499				\$139	\$205				
FL	Hillsborough	Tampa	\$1,359	\$1,359	\$1,359											
FL	Indian River	Indian River Co	\$2,629	\$2,629	\$2,404						\$120	\$105				
FL	Lake	Lake Co	\$104	\$104							\$104					
FL	Lake	Eustis	\$2,127	\$367		\$430	\$1,330				\$189	\$178				
FL	Lee	Lee Co	\$4,883	\$4,883	\$4,626						\$257					
FL	Lee	Bonita Springs	\$6,265	\$6,265	\$6,017						\$248					
FL	Lee	Cape Coral	\$3,457	\$2,636	\$2,310	\$538	\$284				\$162	\$163				
FL	Lee	Ft. Myers	\$5,520	\$4,830	\$4,626	\$354	\$335				\$204					
FL	Levy	Levy Co	\$789	\$789	\$709						\$80					
FL	Manatee	Manatee Co	\$994	\$994	\$776						\$76	\$142				
FL	Marion	Marion Co	\$119	\$119							\$119					
FL	Martin	Martin Co	\$2,008	\$2,008	\$1,601						\$114	\$136	\$157			
FL	Monroe	Monroe Co	\$543	\$543	\$406						\$64	\$19			\$54	
FL	Nassau	Nassau Co	\$0	\$0												
FL	Okaloosa	Destin	\$894	\$894	\$888							\$6				
FL	Orange	Orange Co.	\$2,636	\$2,636	\$2,565						\$33	\$38				
FL	Orange	Ocoee	\$6,388	\$4,129	\$3,329	\$570	\$1,690				\$470	\$330				
FL	Orange	Orlando	\$2,535	\$2,129	\$1,869		\$406				\$260					
FL	Orange	Winter Garden	\$3,631	\$2,514	\$1,404	\$438	\$680				\$610	\$500				
FL	Osceola	Osceola Co	\$50	\$50							\$50					
FL	Palm Beach	Palm Beach Co	\$1,263	\$1,263	\$1,064						\$145	\$5	\$49			
FL	Palm Beach	Palm Beach Gardens	\$1,915	\$1,915	\$1,432						\$414	\$20	\$49			
FL	Pasco	Pasco Co	\$3,795	\$3,151	\$3,151	\$234	\$410									
FL	Pinellas	Pinellas Co	\$1,470	\$1,414	\$1,414	\$56										
FL	Polk	Polk Co	\$0	\$0												
FL	Polk	Lakeland	\$945	\$945	\$675						\$100	\$170				
FL	Putnam	Putnam Co														
FL	Santa Rosa	Santa Rosa Co														
FL	St Johns	St. Johns Co	\$1,728	\$1,728	\$1,482						\$17	\$29	\$200			
FL	St Lucie	St. Lucie Co	\$937	\$937	\$758						\$70	\$45	\$64			
FL	Sarasota	Sarasota Co	\$3,460	\$2,510	\$1,987	\$544	\$406				\$106	\$61	\$106		\$250	
FL	Sarasota	North Port	\$2,271	\$2,271	\$1,901						\$239	\$81	\$50			
FL	Seminole	Seminole Co	\$768	\$768	\$762						\$6					

Industrial per 1,000 sq. ft. (100,000 sq. ft. building; 0.15 FAR; 3" meter)																
State	County	Jurisdiction	Total	Non-Util	Roads	Water	Sewer	Drain	Parks	Library	Fire	Police	GenGov	Schools	Other	
FL	Seminole	Altamonte Springs	\$820	\$820	\$725						\$6	\$89				
FL	Seminole	Winter Springs	\$5,785	\$5,785	\$3,404						\$1,264	\$355	\$762			
FL	Sumter	Sumter Co	\$1,674	\$1,674	\$1,584						\$90					
FL	Volusia	Volusia Co	\$1,220	\$1,220	\$1,220											
FL	Volusia	Daytona Beach	\$1,220	\$1,220	\$1,220											
FL	Volusia	Deland	\$1,489	\$1,489	\$1,220	\$0	\$0				\$51	\$15	\$203			
FL	Volusia	Deltona	\$3,767	\$1,941	\$1,941	\$543	\$1,283									
FL	Volusia	Ormond Beach	\$1,975	\$1,343	\$1,274	\$320	\$312	\$69								
FL	Volusia	Port Orange	\$2,572	\$2,077	\$1,877	\$249	\$246				\$200					
GA	Cherokee	Canton	\$522	\$522	\$134				\$173		\$173	\$43				
GA	Cherokee	Cherokee Co	\$108	\$108	\$40						\$45	\$23				
GA	Effingham	Effingham Co	\$881	\$380	\$370	\$213	\$288					\$10				
GA	Forsyth	Forsyth Co	\$52	\$52							\$52					
GA	Fulton	Alpharetta	\$799	\$799	\$513				\$14		\$272					
GA	Fulton	Atlanta	\$1,255	\$1,255	\$1,025				\$169		\$47	\$14				
GA	Fulton	Roswell	\$606	\$606	\$177						\$429					
GA	Hall	Hall Co	\$119	\$119											\$119	
GA	Henry	Henry Co	\$499	\$499											\$499	
GA	Henry	McDonough	\$476	\$476											\$476	
HI	Honolulu	Honolulu	\$2,019	\$2,019	\$2,019											
ID	Ada	Boise	\$4,109	\$4,109	\$3,839						\$210	\$60				
ID	Kootenai	Post Falls	\$1,698	\$574	\$520	\$213	\$911					\$40			\$14	
IL	DeKalb	DeKalb (city)														
IL	DuPage	DuPage County	\$1,049	\$1,049	\$1,049											
IL	Kane	Kane County	\$1,774	\$1,774	\$1,774											
IN	Hamilton	Fishers	\$1,782	\$1,652	\$1,652		\$130									
IN	Hamilton	Noblesville	\$767	\$767	\$767											
KS	Johnson	Lenexa	\$2,915	\$2,915	\$1,616			\$1,184	\$115							
KS	Johnson	Olathe	\$3,146	\$1,887	\$1,817	\$605	\$654		\$70							
KS	Johnson	Overland Park	\$1,433	\$1,433	\$1,433											
LA	E Baton Rouge	Baton Rouge	\$1,111	\$503	\$503		\$608									
LA	St Tammany	St Tammany Parish	\$2,132	\$2,132	\$1,254			\$878								
MD	Anne Arundel	Anne Arundel Co	\$6,264	\$4,216	\$4,066	\$880	\$1,168					\$150				
MD	Calvert	Calvert Co	\$1,454	\$110		\$480	\$864								\$110	
MD	Carroll	Carroll Co														
MD	Charles	Charles Co	\$1,604			\$615	\$989									
MD	Frederick	Frederick Co	\$1,823			\$761	\$1,062									
MD	Harford	Harford Co														
MD	Howard	Howard Co	\$530	\$530	\$530											
MD	Montgomery	Montgomery Co	\$6,012	\$5,200	\$5,200	\$352	\$460									
MD	Queen Anne's	Queen Anne's Co	\$1,008	\$1,008							\$1,008					
MD	St. Mary's	St. Mary's Co														
MO	Clay/Jackson	Kansas City	\$647	\$647	\$647											
MO	Jackson	Lee's Summit	\$743	\$743	\$743											
MT	Gallatin	Bozeman	\$2,840	\$1,703	\$1,508	\$601	\$536				\$195					

Industrial per 1,000 sq. ft. (100,000 sq. ft. building; 0.15 FAR; 3" meter)																
State	County	Jurisdiction	Total	Non-Util	Roads	Water	Sewer	Drain	Parks	Library	Fire	Police	GenGov	Schools	Other	
NC	Chatham	Chatham Co.	\$300			\$300										
NC	Durham	Durham	\$1,092	\$709	\$709	\$223	\$160									
NC	Orange	Orange Co.	\$1,553			\$574	\$979									
NC	Wake	Cary	\$1,841	\$1,131	\$1,131	\$235	\$475									
NC	Wake	Raleigh	\$2,597	\$1,197	\$1,197	\$700	\$700									
NE	Lancaster	Lincoln	\$2,421	\$2,220	\$2,220	\$134	\$67									
NH	Hillsborough	Manchester														
NH	Merrimack	Concord	\$970	\$970	\$970											
NH	Rockingham	Salem	\$300	\$300								\$300				
NH	Rockingham	Fremont														
NM	Bernalillo	Albuquerque	\$2,502	\$2,037	\$1,673	\$266	\$199	\$323					\$42			
NM	Bernalillo	Bernalillo Co	\$1,006	\$1,006	\$477			\$383			\$146					
NM	Dona Ana	Las Cruces	\$296			\$182	\$114									
NM	Lincoln	Ruidoso	\$943			\$614	\$329									
NM	Sandoval	Rio Rancho	\$4,475	\$3,585	\$1,955	\$522	\$368	\$1,430			\$177				\$23	
NM	Santa Fe	Santa Fe	\$2,164	\$1,710	\$1,610	\$314	\$140				\$74	\$26				
NM	Santa Fe	Santa Fe County	\$460	\$460							\$460					
NM	Valencia	Los Lunas	\$375			\$146	\$229									
NV	Churchill	Churchill County														
NV	Clark	Las Vegas	\$1,450	\$996	\$912		\$454								\$84	
NV	Clark	Mesquite	\$1,181	\$1,181	\$1,097										\$84	
NV	Placer	Truckee	\$570	\$570							\$570					
NV	Washoe	Reno	\$2,534	\$2,534	\$2,534											
OH	Butler	Middletown														
OH	Delaware	Delaware (city)	\$2,583	\$817		\$904	\$862				\$359	\$135	\$323			
OH	Warren	Hamilton Township	\$3,759	\$3,759	\$3,512						\$153	\$94				
OK	Cleveland	Moore	\$360	\$360	\$360											
OR	Clackamas	Clackamas Co.	\$5,895	\$4,839	\$4,339		\$1,056							\$500		
OR	Clackamas	West Linn	\$11,445	\$9,391	\$8,048	\$1,102	\$952	\$682							\$661	
OR	Deschutes	Bend	\$5,106	\$4,370	\$4,370	\$452	\$284									
OR	Josephine	Grants Pass	\$2,273	\$1,454	\$1,454	\$426	\$393									
OR	Lane	Eugene	\$2,951	\$2,626	\$1,629		\$325	\$384	\$613							
OR	Lane	Springfield	\$4,869	\$2,826	\$1,680		\$2,043	\$1,146								
OR	Marion	Salem	\$2,473	\$1,624	\$1,322	\$493	\$356	\$302								
OR	Marion	Silverton	\$1,801	\$1,360		\$441		\$1,360								
OR	Multnomah	Portland	\$3,727	\$2,776	\$2,230		\$694	\$328	\$218							
OR	Washington	Tigard	\$5,620	\$5,009	\$4,682	\$611			\$327							
OR	Washington	Washington Co	\$5,902	\$5,182	\$4,682		\$720	\$500								
PA	Montgomery	Towamencin Twp	\$2,154	\$2,154	\$2,154		\$171	\$161	\$500						\$300	
SC	Beaufort	Beaufort Co	\$945	\$945	\$890						\$55					
SC	Beaufort	Hilton Head	\$2,355	\$1,485	\$1,485	\$384	\$486									
SC	Berkeley	Mt. Pleasant	\$1,957	\$1,050	\$700	\$187	\$720				\$190	\$30			\$130	

Industrial per 1,000 sq. ft. (100,000 sq. ft. building; 0.15 FAR; 3" meter)																
State	County	Jurisdiction	Total	Non-Util	Roads	Water	Sewer	Drain	Parks	Library	Fire	Police	GenGov	Schools	Other	
TN	Rutherford	La Vergne	\$1,234	\$858	\$858	\$80	\$296									
TN	Rutherford	Smyrna	\$1,651	\$1,651	\$1,455						\$196					
TN	Sumner	Portland	\$400	\$400										\$400		
TN	Sumner	White House	\$977	\$977	\$278						\$119	\$180		\$400		
TN	Williamson	Franklin	\$5,701	\$4,124	\$1,944	\$585	\$992								\$2,180	
TN	Williamson	Nolensville	\$2,498	\$2,498	\$498										\$2,000	
TX	Brazos	College Station	\$180			\$123	\$57									
TX	Collin	Allen	\$872	\$600	\$600	\$192	\$80									
TX	Collin	McKinney	\$1,078	\$785	\$785	\$260	\$33									
TX	Denton	Denton	\$1,222			\$833	\$389									
TX	Tarrant	Arlington	\$715	\$473	\$473	\$135	\$107									
TX	Tarrant	Colleyville	\$2,623	\$2,122	\$2,122	\$399	\$103									
TX	Tarrant	Ft. Worth	\$1,444		\$1,215	\$189	\$40									
TX	Williamson	Georgetown	\$556			\$355	\$201									
UT	Cache	Logan	\$362	\$183	\$59	\$39	\$140	\$79			\$35	\$10				
UT	Davis	Layton	\$11,727	\$11,583	\$2,552	\$144		\$8,957			\$74					
UT	Salt Lake	Draper	\$1,796	\$1,584	\$1,275	\$212		\$228			\$43	\$38				
UT	Salt Lake	Salt Lake City	\$2,000	\$2,000	\$1,380						\$320	\$300				
UT	Salt Lake	Sandy City	\$1,352	\$909		\$443		\$694	\$31		\$130	\$54				
UT	Salt Lake	West Jordan City	\$2,607	\$1,884	\$770	\$421	\$302	\$934			\$130	\$50				
UT	Salt Lake	West Valley City	\$1,086	\$1,086	\$815			\$185			\$50	\$36				
UT	Tooele	Tooele	\$798	\$320		\$354	\$124					\$320				
UT	Utah	Payson	\$604	\$225		\$146	\$233				\$225					
UT	Utah	Provo	\$1,256	\$945	\$389	\$114	\$197	\$556								
VA	Loudoun	Leesburg	\$1,916			\$749	\$1,167									
VA	Stafford	Stafford Co	\$3,174	\$1,510	\$1,510	\$1,104	\$560									
VT	Chittenden	Burlington	\$1,134	\$1,134	\$242				\$388		\$180	\$324				
VT	Chittenden	Williston	\$294	\$294	\$294											
WA	Clark	Vancouver	\$1,825	\$1,295	\$1,295	\$530										
WA	Cowlitz	Woodland	\$933	\$510		\$195	\$228				\$510					
WA	King	King Co														
WA	King	Bellevue	\$588	\$588	\$588											
WA	King	Bothell	\$6,525	\$5,750	\$5,750	\$523	\$252									
WA	King	Issaquah	\$1,789	\$1,789	\$1,420						\$215	\$111	\$43			
WA	King	Kirkland	\$8,035	\$6,085	\$5,900	\$1,461	\$489	\$185								
WA	Kitsap	Kitsap Co	\$211	\$211	\$211											
WA	Pierce	Pierce Co	\$1,582	\$1,582	\$1,582											
WA	Skagit	Anacortes	\$3,851	\$2,488		\$197	\$1,166	\$2,488								
WA	Skagit	Burlington	\$5,279	\$4,692	\$3,524		\$587	\$441	\$500		\$227					
WA	Snohomish	Snohomish Co	\$1,467	\$1,467	\$1,467											
WA	Thurston	Olympia	\$3,970	\$3,970	\$3,970											
WA	Thurston	Tumwater	\$2,286	\$1,631	\$1,530		\$655				\$101					
WA	Whatcom	Bellingham	\$5,533	\$3,376	\$1,869	\$935	\$1,222	\$1,507								
WV	Jefferson	Jefferson Co	\$356	\$356							\$338	\$18				
WI	Dane	Fitchburg														
WI	Jefferson	Oconomowoc	\$1,067	\$378	\$176	\$140	\$549				\$102	\$100				
WI	Ozaukee	Cedarburg	\$562	\$229		\$236	\$97					\$229				
WI	St Croix	Hudson	\$2,560	\$673		\$1,440	\$447	\$673								



Industrial per 1,000 sq. ft. (100,000 sq. ft. building; 0.15 FAR; 3" meter)																
Summary			Total	Non-Util	Roads	Water	Sewer	Drain	Parks	Library	Fire	Police	GenGov	Schools	Other	
		National Average	\$3,212	\$2,741	\$2,077	\$638	\$764	\$999	\$756	\$119	\$260	\$183	\$398	\$409	\$1,343	
		Sample Size	261	246	207	127	135	60	27	4	123	95	63	17	47	
		National Avg w/o CA	\$2,266	\$1,892	\$1,663	\$506	\$528	\$919	\$571	\$34	\$244	\$140	\$271		\$711	
		Sample Size w/o CA	224	209	170	107	110	37	15	1	106	80	42		30	
State Average Fees																
AR			\$595	\$423	\$808	\$174	\$114	n/a	n/a	n/a	\$242	\$155	n/a	n/a	n/a	
AZ			\$2,606	\$1,958	\$1,151	\$601	\$564	\$437	\$92	\$34	\$378	\$202	\$400	n/a	\$400	
CA			\$8,938	\$7,539	\$3,977	\$1,344	\$1,803	\$1,128	\$986	\$148	\$361	\$409	\$651	\$404	\$2,458	
CO			\$3,783	\$3,117	\$1,798	\$1,342	\$653	\$830	\$2,680	n/a	\$248	\$145	\$85	n/a	\$3,871	
DE			\$1,578	\$272	n/a	n/a	\$1,306	n/a	n/a	n/a	\$177	\$7	\$88	n/a	n/a	
FL			\$2,049	\$1,786	\$1,881	\$344	\$569	\$69	n/a	n/a	\$211	\$128	\$157	n/a	\$81	
GA			\$532	\$482	\$376	\$213	\$288	n/a	\$119	n/a	\$170	\$23	n/a	n/a	\$365	
HI			\$2,019	\$2,019	\$2,019	n/a	n/a	n/a	n/a	n/a	n/a	n/a	n/a	n/a	n/a	
ID			\$2,904	\$2,342	\$2,180	\$213	\$911	n/a	n/a	n/a	\$210	\$50	n/a	n/a	\$14	
IL			\$1,412	\$1,412	\$1,412	n/a	n/a	n/a	n/a	n/a	n/a	n/a	n/a	n/a	n/a	
IN			\$1,274	\$1,209	\$1,209	n/a	\$130	n/a	n/a	n/a	n/a	n/a	n/a	n/a	n/a	
KS			\$2,498	\$2,078	\$1,622	\$605	\$654	\$1,184	\$92	n/a	n/a	n/a	n/a	n/a	n/a	
LA			\$1,621	\$1,318	\$879	n/a	\$608	\$878	n/a	n/a	n/a	n/a	n/a	n/a	n/a	
MD			\$2,671	\$2,213	\$3,265	\$618	\$909	n/a	n/a	n/a	\$1,008	\$150	n/a	n/a	\$110	
MO			\$695	\$695	\$695	n/a	n/a	n/a	n/a	n/a	n/a	n/a	n/a	n/a	n/a	
MT			\$2,840	\$1,703	\$1,508	\$601	\$536	n/a	n/a	n/a	\$195	n/a	n/a	n/a	n/a	
NC			\$1,477	\$1,012	\$1,012	\$406	\$578	n/a	n/a	n/a	n/a	n/a	n/a	n/a	n/a	
NE			\$2,421	\$2,220	\$2,220	\$134	\$67	n/a	n/a	n/a	n/a	n/a	n/a	n/a	n/a	
NH			\$635	\$635	\$970	n/a	n/a	n/a	n/a	n/a	n/a	\$300	n/a	n/a	n/a	
NM			\$1,528	\$1,759	\$1,429	\$341	\$230	\$712	n/a	n/a	\$214	\$34	n/a	n/a	\$23	
NV			\$1,434	\$1,320	\$1,514	n/a	\$454	n/a	n/a	n/a	\$570	n/a	n/a	n/a	\$84	
OH			\$3,171	\$2,288	\$3,512	\$904	\$862	n/a	n/a	n/a	\$256	\$115	\$323	n/a	n/a	
OK			\$360	\$360	\$360	n/a	n/a	n/a	n/a	n/a	n/a	n/a	n/a	n/a	n/a	
OR			\$4,733	\$3,769	\$3,444	\$540	\$758	\$672	\$386	n/a	n/a	n/a	n/a	\$500	\$661	
PA			\$2,154	\$2,154	\$2,154	n/a	\$171	\$161	\$500	n/a	n/a	n/a	n/a	n/a	\$300	
SC			\$1,752	\$1,160	\$1,025	\$285	\$603	n/a	n/a	n/a	\$123	\$30	n/a	n/a	\$130	
TN			\$2,077	\$1,751	\$1,007	\$333	\$644	n/a	n/a	n/a	\$158	\$180	n/a	\$400	\$2,090	
TX			\$1,086	\$995	\$1,039	\$311	\$126	n/a	n/a	n/a	n/a	n/a	n/a	n/a	n/a	
UT			\$2,359	\$2,072	\$1,034	\$234	\$199	\$1,662	\$31	n/a	\$126	\$115	n/a	n/a	n/a	
VA			\$2,545	\$1,510	\$1,510	\$927	\$863	n/a	n/a	n/a	n/a	n/a	n/a	n/a	n/a	
VT			\$714	\$714	\$268	n/a	n/a	n/a	\$388	n/a	\$180	\$324	n/a	n/a	n/a	
WA			\$3,134	\$2,531	\$2,426	\$640	\$657	\$1,155	\$500	n/a	\$263	\$111	\$43	n/a	n/a	
WV			\$356	\$356	n/a	n/a	n/a	n/a	n/a	n/a	\$338	\$18	n/a	n/a	n/a	
WI			\$1,396	\$427	\$176	\$605	\$364	\$673	n/a	n/a	\$102	\$165	n/a	n/a	n/a	